

Causal Discovery with Unobserved Variables: A Proxy Variable Approach

Mingzhou Liu

Peking University
liumingzhou@stu.pku.edu.cn

Xinwei Sun *

Fudan University
sunxinwei@fudan.edu.cn

Yu Qiao

Shanghai Jiao Tong University
qiaoyu@sjtu.edu.cn

Yizhou Wang

Peking University
yizhou.wang@pku.edu.cn

Abstract

Discovering causal relations from observational data is important. Existence of unobserved variables (*e.g.* latent confounding or mediation) can mislead the causal identification. To overcome this problem, proximal causal discovery methods attempted to adjust for the bias via the proxy of the unobserved variable. Particularly, hypothesis test-based methods proposed to identify the causal edge by testing the induced violation of linearity. However, these methods only apply to discrete data with strict level constraints, which limits their practice in the real-world. In this paper, we fix this problem by extending the proximal hypothesis test to cases where the system consists of continuous variables. Our strategy is to present regularity conditions on the conditional distributions of the observed variables given the hidden factor, such that if we discretize its observed proxy with sufficiently fine, finite bins, the involved discretization error can be effectively controlled. Based on this, we can convert the problem of testing continuous causal relations to that of testing discrete causal relations in each bin, which can be effectively solved with existing methods. These non-parametric regularities we present are mild and can be satisfied by a wide range of structural causal models. Using both simulated and real-world data, we show the effectiveness of our method in recovering causal relations when unobserved variables exist.

1 Introduction

Causal discovery has received increasing attention due to its wide application in machine learning [1, 2], medicine [3, 4], and psychology [5], *etc.* While the golden standard for causal discovery remains randomized experimentation, it can be too expensive, unethical or even impossible to conduct in the real-world. For this reason, identifying causal relations from pure observation data is desirable.

A well-known issue of inferring causation from observation is the existence of unobserved variables, such as hidden confounding [6] and mediation [7]. These variables describe intrinsic characteristics that are widely present but difficult to quantify (*e.g.* health status, gene), and hence induce strong bias for the causal identification.

Example 1.1. Prescription opioids (*e.g.* morphine, oxycodone) have been traditionally used as pain relievers in patients with severe disease [8]. Despite the wide usage, its safety has always been in question [9, 10, 11]. For example, a recent study [12] found that prescription opioids are associated with higher mortality in patients with sepsis. However, it remains unknown whether opioids "cause"

*Corresponding author.

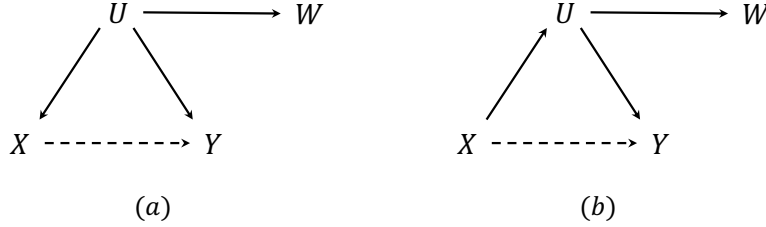


Figure 1: Illustration of proximal causal discovery. $X \dashrightarrow Y$ is the causal edge of interest. U is the unobserved variable, which can be a confounder (a) or a mediator (b). W is the proxy variable of U .

the poor outcome, since patients with poorer health status often require more opioids to ease the pain, and meanwhile are more likely to die. In the other words, the health status constitutes an unobserved confounder between opioids usage and mortality, and hence prevents us from identifying the true causal relation.

To resolve this problem, many studies attempted to adjust for the unobserved variable with its proxy. Usually, the proxy variable is a noisy measurement or an observed child of the hidden factor, and from which we can infer useful information about the latent variable. For example, [13] proposed a matrix adjustment method that accounts for latent confounding when the mechanism that generates the proxy from hidden factors are known. [14, 15] showed that the proximal mechanism can be automatically learned from independent proxies and therefore avoid the usage of external information. Based on these, proxies were widely used to handle unobserved confounders [16, 17, 18] and mediators [19, 20]. Among these, works most similar to ours are [21, 22], which proposed to test the violation of linearity induced by the causal edge and hence differentiate causation from latent confounding. A common assumption these tests require is that variables in the system are discrete and their levels meet certain constraints. However, in many real-life situations, the data is inherently continuous, *e.g.* dosage of drugs and readings of vital signs, and this assumption fails. For this reason, tests apply for the general continuous case are in great need.

To fill this gap, we extend the proximal hypothesis test in [21] to the continuous case. At the heuristic level, the extension is rather straightforward: we discretize the continuous variables into their discrete copies and apply the discrete test on the latter ones. Nonetheless, general theoretical guarantees for such discretization — effective control of the discretization error, ensuring power of the test not being interfered, and so on — are crucial [23, 24] and far from intuitive. To achieve these guarantees, we first study regularity conditions under which the discretization error becomes tractable. We find that if the conditional distribution of the observed variables given the hidden factors changes smoothly with values of the latter ones, then observations from the same bin can be treated approximately the same, and hence the discretization error can be controlled. Pleasingly, these smoothness regularities are mild and require nothing but continuity and differentiability of the structural equation. On the basis of this, we prove that the power of the proximal test can be preserved as long as we bin the continuous variables with sufficiently fine, finite partitions. Back to the opioids example, experiment shows that our test identifies the correct causal relation while most compared baselines fail to do so.

Our contributions are summarized as follows:

1. We identify mild conditions under which the discretization error can be controlled.
2. We extend proximal causal discovery to the continuous case.
3. We achieve more accurate causal identification than others on synthetic and real data.

2 Related Works

Conditional Independence (CI) Test with Discretization. Causal discovery is closely related to the test of CI, since correlation between two variables is believed to be causation only if it does not disappear conditioning on a third variable [25]. Since testing CI is much easier in the discrete case with Pearson’s chi-square, many attempts have been made to test CI between continuous variables via discretization [26, 27]. Nonetheless, general theoretical guarantees for such discretization are

not carefully studied until the recent work of [23] and [24]. In [23], the authors imposed smoothness assumptions (namely Lipschitz continuity with respect to TV-distance) on the conditional distributions, so that if one bins the conditioning variable with a sufficient refined partitions, the problem of testing continuous CI can be converted (with tractable cost) to that of testing discrete CI in each partition. Such an idea is further extended to the more general Wasserstein distance in [24]. These methods apply to cases where the conditioning variable is observable. **In contrast**, we consider the problem of testing CI when the condition variable is latent, and hence can not be directed discretized.

Causal Identification with Proxy Variables. The use of proxies to adjust for the bias induced by unobserved variables can be traced back to the seminal work of [13], which developed a matrix adjustment method that requires external knowledge about the error mechanism, i.e., the conditional distribution of the proxy given the latent variables, and hence is infeasible in routine situations where the error mechanism is unknown. To overcome this problem, [14] showed that for surrogate-rich setting, i.e. cases where multiple proxies are available, one sometimes can identify the error mechanism and thus the causal relation without external information. Following this work, the surrogate-rich setting has been extensively studied in [15, 22, 16, 17, 18] that considered multiple latent confounding proxies, and [19, 20] that considered multiple latent mediation proxies. On the other side, identification with a single proxy, though of greater significance for application, has been hard to come by. The method proposed in [28] can not completely eliminate the bias induced by latent variables. [21], the work most similar to ours, only applies to discrete variables satisfying particular level constraints (namely the level of the conditioning variable should be strictly less than that of the cause variable). To overcome these problems, in this paper, we propose a hypothesis test-based method that can achieve complete identifiability with continuous variables under mild conditions.

3 Preliminary

Problem setup. We consider the problem of identifying the causal relation between a pair of variables X and Y . The system also includes an unobserved variable U , which can be a sufficient confounder or mediator between X and Y . In this case, causal identification is generally infeasible due to the confounding [6] or mediation bias [7]. To adjust for the bias, we assume the availability of a proxy variable W . In practice, the proxy variable can be a noisy measurement or an observed child of the unobserved variable U . We illustrate the relations among (X, Y, U, W) with models (a)-(b) in Fig. 1.

Notations. We use $\mathcal{P}_X, \mathcal{P}_{X,Y}, \mathcal{P}_{X|Y}$ to (*resp.*) denote the marginal, joint, and conditional distributions. We use $pr(X = x)$ ($pr(x)$ in short) and $pr(X \in A)$ to (*resp.*) denote the probabilities of “ X takes the value x ” and “ X takes values in the set A ”. For discrete variables U, W with (*resp.*) J, K levels, we use $P(W|u) := \{pr(w_1|u), \dots, pr(w_K|u)\}^T$ and $P(w|U) := \{pr(w|u_1), \dots, pr(w|u_J)\}$ to denote the column and row vectors consist of transition probabilities. The transition matrix from U to W is defined as $P(W|U) := \{P(W|u_1), \dots, P(W|u_J)\}$.

Identification in the discrete case. When the system is composed of discrete variables, [21] proposed to identify the causal relation by testing the null causal hypothesis $\mathbb{H}_0 : X \perp\!\!\!\perp Y|U$. The \mathbb{H}_0 means there is no (direct) causal influence between X and Y , and a rejection of \mathbb{H}_0 is therefore an evidence in favor of causation.

The null hypothesis holds if and only if $\mathcal{P}_{Y|U,X} = \mathcal{P}_{Y|U}$. Therefore, to test \mathbb{H}_0 , [21] proposed to measure the divergence $pr(y|u, x) - pr(y|u)$ based on the proxy variable W . Specifically, suppose that X, U, W are discrete variables with (*resp.*) I, J, K levels such that $I > J = K$. Models (a)-(b) indicate $W \perp\!\!\!\perp X|U$ and therefore,

$$P(W|x) = P(W|U)P(U|x), \quad pr(y|x) = P(y|U, x)P(U|x).$$

Suppose the matrix $P(W|U)$ is invertible, the two equations together imply,

$$pr(y|x) = P(y|U)P(W|U)^{-1}P(W|x) + \{P(y|U, x) - P(y|U)\}P(W|U)^{-1}P(W|x). \quad (1)$$

For fixed y , as x varies, (1) reveals two separate sources of variability of $pr(y|x)$: $P(W|x)$ and $P(y|U, x)$. If \mathbb{H}_0 holds, the divergence term $P(y|U, x) - P(y|U)$ will be zero and $P(W|x)$ will be the only source of variability. Based on this, [21] proposed to test \mathbb{H}_0 by checking whether $P(W|x)$ explains away the variability of $pr(y|x)$. In detail, denote $q_y := P(y|X)$ and $Q := P(W|X)$.

Suppose that there are available estimators (\hat{q}_y, \hat{Q}) that satisfy:

$$n^{\frac{1}{2}}(\hat{q}_y - q_y) \rightarrow N(0, \Sigma_y) \text{ in distribution,} \quad (2)$$

$$\hat{Q} \rightarrow Q \text{ and } \hat{\Sigma}_y \rightarrow \Sigma_y \text{ in probability, with } \hat{\Sigma}_y, \Sigma_y \text{ positive-definite.} \quad (3)$$

If $P(W|x)$ explains all the variability of $pr(y|x)$, there should be a linear relation between $q_y \sim Q$ and the least square residual of regressing \hat{q}_y on \hat{Q} should be small. Formally, denote I_n the identity matrix. let $\xi_y := \{I_n - \hat{\Sigma}_y^{-\frac{1}{2}} \hat{Q}^T (\hat{Q} \hat{\Sigma}_y^{-1} \hat{Q}^T)^{-1} \hat{Q} \hat{\Sigma}_y^{-\frac{1}{2}}\} \hat{\Sigma}_y^{-\frac{1}{2}} \hat{q}_y$ be the least square residual of regressing $\hat{\Sigma}_y^{-\frac{1}{2}} \hat{q}_y$ on $\hat{\Sigma}_y^{-\frac{1}{2}} \hat{Q}$. Let $T_y := n \xi_y^T \xi_y$ be the test statistic. When the matrix Q has full row rank, [21] showed that,

Theorem 3.1 ([21] Thm. 2). *If \mathbb{H}_0 is correct, $n^{-\frac{1}{2}} \xi_y \rightarrow N(0, \Omega_y)$ in distribution, with $\Omega_y := I - \Sigma_y^{-\frac{1}{2}} Q^T (Q \Sigma_y^{-1} Q^T)^{-1} Q \Sigma_y^{-\frac{1}{2}}$ of rank $\rho := I - K$, and $T_y \rightarrow \chi_\rho^2$ in distribution.*

With Thm. 3.1, for a given significance level α , one can reject \mathbb{H}_0 as long as T_y exceeds the $(1 - \alpha)$ -th quantile of χ_ρ^2 , which guarantees a type I error no larger than α asymptotically.

However, a major weakness of Thm. 3.1 is that it only applies to discrete variables with strict level constraints ($I > J = K$). In the following section, we will fix this problem and extend Thm. 3.1 to the continuous case.

4 Methodology

In this section, we introduce our method to test the null causal hypothesis with continuous variables. The idea is to discretize the continuous X, Y, W into their discrete copies $\tilde{X}, \tilde{Y}, \tilde{W}$, and hence covert the problem of testing $X \perp\!\!\!\perp Y|U$ to the problem of testing whether $\tilde{X} \perp\!\!\!\perp \tilde{Y}|\tilde{U} \in \text{some bin}$. Indeed, there can be a large discrepancy between the two problems due to discretization errors [29].

To overcome the gap, we propose to impose smoothness assumptions on the conditional distribution $\mathcal{P}_{Y|U,X}$, such that one may treat observations from the same bin as if they come from the same distribution, up to some small, controllable errors. These smoothness assumptions, as we will show later, are satisfied by a wide range of structural causal models.

In the following, we first introduce our strategy to control the discretization error in Sec. 4.1. Then, in Sec. 4.2, we extend Thm. 3.1 to cases where the system consists of continuous variables.

4.1 Controlling the discretization error

In this section, we introduce our method to control the discretization error. Our strategy is to present regularity conditions on the conditional distributions $\mathcal{P}_{Y|U}$ and $\mathcal{P}_{Y|U,X}$, so that if we bin the conditioning variable U with a sufficiently fine, finite partition B_1, \dots, B_J of $\text{supp}(U)$, then for all $j = 1, \dots, J$, the error

$$|pr(Y|U \in B_j) - pr(Y|U \in B_j, X)| \quad (4)$$

can be controlled by a small number ϵ .

For this purpose, we first link the closeness of probabilities in (4) to the closeness of conditional distributions with Lem. 4.1. Then, in Prop. 4.2, we provide regularity conditions (namely Lipschitz continuity) under which the distance between conditional distributions can be bounded by the diameter of discretization bins. On the basis of these, we achieve an effective control of the discretization error in Thm. A.4.

Next, we first introduce Lem. 4.1, which shows that the closeness of probabilities can be induced by the closeness of corresponding distributions measured by the Total Variation (TV) distance.

Lemma 4.1. *Consider two distributions \mathcal{P} and \mathcal{Q} of a random variable X . For any measurable set $A \in \text{supp}(X)$, we have $|pr_{\mathcal{P}}(X \in A) - pr_{\mathcal{Q}}(X \in A)| \leq TV(\mathcal{P}, \mathcal{Q})$.*

The proof is immediate considering the definition:

$$TV(\mathcal{P}, \mathcal{Q}) := \sup_A |pr_{\mathcal{P}}(X \in A) - pr_{\mathcal{Q}}(X \in A)|.$$

Lem. 4.1 inspires us that, in order to control the discretization error in (4), we can bound the TV-distance between the corresponding conditional distributions, namely $TV(\mathcal{P}_{Y|U=u_0}, \mathcal{P}_{Y|U \in B_j})$ and $TV(\mathcal{P}_{Y|U=u_0, X}, \mathcal{P}_{Y|U \in B_j, X})$.

To achieve this goal, we can require the mappings $u \mapsto \mathcal{P}_{Y|U=u}$ and $u \mapsto \mathcal{P}_{Y|U=u, X}$ to change smoothly with u , such that we can treat different u from the same bin B_j as if they are the same, up to some small, explicit errors. This is summarized in the following proposition.

Proposition 4.2. *Suppose that $u \mapsto \mathcal{P}_{Y|U=u}$ and $u \mapsto \mathcal{P}_{Y|U=u, X}$ are (resp.) L_Y -Lipschitz and $L_{Y|X}$ -Lipschitz with respect to TV-distance. Suppose that $\{B_j\}_{j=1}^J$ is a measurable partition of $\text{supp}(U)$, and that $\text{diam}(B_j) \leq \min\{\epsilon/L_Y, \epsilon/L_{Y|X}\}$ for every bin B_j in the partition. Then, for all $u_0 \in B_j$, we have:*

$$TV(\mathcal{P}_{Y|U=u_0}, \mathcal{P}_{Y|U \in B_j}) \leq \epsilon \text{ and } TV(\mathcal{P}_{Y|U=u_0, X}, \mathcal{P}_{Y|U \in B_j, X}) \leq \epsilon.$$

The significance of Prop. 4.2 is the following. If we manage to have a sufficient refined partition of U , then (with Lem. 4.1) the problem of testing $X \perp\!\!\!\perp Y|U$ and that of testing $X \perp\!\!\!\perp Y|U \in \text{some bin}$ are only different up to a small error ϵ . Formally speaking,

Theorem 4.3 (Controlling the discretization error). *Suppose that $u \mapsto \mathcal{P}_{Y|U=u}$ and $u \mapsto \mathcal{P}_{Y|X, U=u}$ are (resp.) L_Y -Lipschitz and $L_{Y|X}$ -Lipschitz with respect to TV-distance. Suppose that $\{B_j\}_{j=1}^J$ is a measurable partition of $\text{supp}(U)$, and that for every bin B_j ,*

$$\text{diam}(B_j) \leq \frac{1}{2} \min\{\epsilon/L_Y, \epsilon/L_{Y|X}\}.$$

Suppose that $X \perp\!\!\!\perp Y|U$, then, we have:

$$|\text{pr}(Y|U \in B_j) - \text{pr}(Y|U \in B_j, X)| \leq \epsilon.$$

Regularity conditions in Thm. A.4, namely the Lipschitzness of $u \mapsto \mathcal{P}_{Y|U=u}$ and $u \mapsto \mathcal{P}_{Y|X, U=u}$, turn out to be satisfied by a wide range of causal Addictive Noise Models (ANM), as shown in the following example.

Example 4.4 (ANM with Lipschitzness). Suppose that $X \leftarrow U \rightarrow Y^2$ is an additive noise model, that is, $X = h(U) + N$ and $Y = g(U) + E$, where N, E are the exogenous noises. Denote the probability density function of E as f_E . Then, the function $u \mapsto \mathcal{P}_{Y|U=u}$ and $u \mapsto \mathcal{P}_{Y|X, U=u}$ are Lipschitz continuous with respect to TV-distance if:

1. g and f_E are continuous and differentiable,
2. f'_E is absolute integral, i.e. $\int f'_E(e)de$ exists.

The second condition can be satisfied by, for example, the exponential family $E \sim \text{exp}$.

Remark 4.5. On the other hand, if we consider a non-addictive noise model, it is less clear whether there is a clean relationship between the Lipschitz property and the functional form of the causal relations among X, Y , and U .

4.2 Hypothesis test with continuous variables

In this section, we extend the hypothesis test in Thm. 3.1 to the continuous case. Our strategy is to discretize the continuous variables X, Y, W into their discrete copies $\tilde{X}, \tilde{Y}, \tilde{W}$ and apply the test to the latter ones. Since the involved discretization error can be effectively controlled by Thm. A.4, the power of our test can be ensured.

To be specific, for continuous variables (X, Y, U, W) with bounded supports. Let $\{A_i\}_{i=1}^I, \{B_j\}_{j=1}^J$, and $\{C_k\}_{k=1}^K$ be (resp.) the measurable partitions of $\text{supp}(X), \text{supp}(U)$, and $\text{supp}(W)$. Denote the partitioned discrete variables (resp.) as \tilde{X}, \tilde{U} , and \tilde{W} .

²It also applies when $X \rightarrow U \rightarrow Y$.

Models (a)-(b) implies $X \perp\!\!\!\perp W|U$, hence, we have:

$$\begin{aligned} pr(W \in C_k|x) &= \sum_j \mathbb{P}(W \in C_k|U \in B_j, x) \mathbb{P}(U \in B_j|x), \\ pr(y|x) &= \sum_j \mathbb{P}(y|U \in B_j, x) \mathbb{P}(U \in B_j|x). \end{aligned}$$

In the transition matrix of discretized variables \tilde{U}, \tilde{W} , these mean

$$P(\tilde{W}|x) = P(\tilde{W}|\tilde{U}, x)P(\tilde{U}|x), \quad (5)$$

$$pr(y|x) = P(y|\tilde{U}, x)P(\tilde{U}|x). \quad (6)$$

Now, suppose that

Assumption 4.6. The matrix $P(\tilde{W}|\tilde{U}, x)$ is invertible for all $x \in \text{supp}(X)$.

Under Asm. B.2, we can combine (5)-(6 by inverting the $P(\tilde{W}|\tilde{U}, x)$ and have:

$$pr(y|x) = P(y|\tilde{U}, x)P(\tilde{W}|\tilde{U}, x)^{-1}P(\tilde{W}|x). \quad (7)$$

In addition, suppose that

Assumption 4.7. $u \mapsto \mathcal{P}_{W|U=u}$ and $u \mapsto \mathcal{P}_{W|X, U=u}$ are (resp.) L_W -Lipschitz and $L_{W|X}$ -Lipschitz with respect to TV-distance.

Under Asm. B.1 and Thm. A.4, the conditional independence $X \perp\!\!\!\perp W|U$ in models (a)-(b) indicates that $P(\tilde{W}|\tilde{U}, x) \approx P(\tilde{W}|\tilde{U})$. Similarly, under the null hypothesis $\mathbb{H}_0 : X \perp\!\!\!\perp Y|U$, we have $P(y|\tilde{U}, x) \approx P(y|\tilde{U})$. Together, we have (informally):

$$pr(y|x) \approx P(y|\tilde{U})P(\tilde{W}|\tilde{U})^{-1}P(\tilde{W}|x). \quad (8)$$

This means under \mathbb{H}_0 , $pr(y|x)$ varies linearly with $P(\tilde{W}|x)$, as x varies. Therefore, we can test the null hypothesis by checking to what extent the linearity is violated. Note that to check the linearity, all we require are estimates of $pr(y|x)$ and $P(\tilde{W}|x)$. An explicit discretization of U is not needed (and in fact can not be done because U is not observed).

In details, with a slight overuse of notations, let $q_y := P(y|\tilde{X})$ and $Q := P(\tilde{W}|\tilde{X})$. Suppose that we have available estimators (\hat{q}_y, \hat{Q}) that satisfy the requirements in (19)-(20). Let $\xi_y := \{I_n - \hat{\Sigma}_y^{-\frac{1}{2}} \hat{Q}^T (\hat{Q} \hat{\Sigma}_y^{-1} \hat{Q}^T)^{-1} \hat{Q} \hat{\Sigma}_y^{-\frac{1}{2}}\} \hat{\Sigma}_y^{-\frac{1}{2}} \hat{q}_y$ be the least square residual of regressing $\hat{\Sigma}_y^{-\frac{1}{2}} \hat{q}_y$ on $\hat{\Sigma}_y^{-\frac{1}{2}} \hat{Q}$. To ensure the uniqueness of the least square solution, we assume:

Assumption 4.8. The matrix Q has full row rank.

The following theorem shows that under \mathbb{H}_0 , the test statistic $T_y := n^{-\frac{1}{2}} \xi_y^T \xi_y$ has an asymptotic chi-square distribution.

Theorem 4.9. Assume models (a)-(b) and Asms. B.2-4.8. Discretize X, W with sufficient fine bins such that (implicitly) $\text{diam}(B_j) \leq \frac{1}{2} \min\{1/mL_W, 1/mL_{W|U}\}$ for a large positive integer m . If $\mathbb{H}_0 : X \perp\!\!\!\perp Y|U$ is correct, then $n^{-\frac{1}{2}} \xi_y \rightarrow N(0, \Omega_y)$ in distribution, with $\Omega_y := I - \Sigma_y^{-\frac{1}{2}} Q^T (Q \Sigma_y^{-1} Q^T)^{-1} Q \Sigma_y^{-\frac{1}{2}}$ of rank $\rho := I - K$, and $T_y \rightarrow \chi_\rho^2$ in distribution, when $n, m \rightarrow \infty$.

According to Thm. B.3, T_y asymptotically follows a chi-square distribution with freedom ρ . Given a significance level α , one can reject \mathbb{H}_0 as long as T_y exceeds the $(1 - \alpha)$ -th quantile of χ_ρ^2 , which guarantees a type-I error no larger than α asymptotically.

The test in Thm. B.3 can be generalized to account for all values of Y . Specifically, suppose that we have a measurable partition $\{D_i\}_{i=1}^L$ of $\text{supp}(Y)$. Denote the partitioned discrete variable as \tilde{Y} . Let $q^T := [q_1^T, \dots, q_{L-1}^T]$. Then, under \mathbb{H}_0 , we have (informally):

$$q \approx \{\mathbb{P}(y_1|\tilde{U})\mathbb{P}(\tilde{W}|\tilde{U})^{-1}, \dots, \mathbb{P}(y_{L-1}|\tilde{U})\mathbb{P}(\tilde{W}|\tilde{U})^{-1}\} \begin{bmatrix} Q & 0 & 0 \\ \vdots & \ddots & \vdots \\ 0 & 0 & Q \end{bmatrix}.$$

Denote the diagonal matrix on the right hand side as Q_0 . Q_0 is a $I(L-1) \times I(L-1)$ matrix with full row rank. We can construct a new test statistic T that aggregates all levels of \tilde{Y} by replacing (\hat{q}_y, \hat{Q}) with (\hat{q}, \hat{Q}_0) wherever they appear in the construction of ξ_y and T_y .

Specifically, suppose that we have estimators (\hat{q}, \hat{Q}_0) that satisfy:

$$n^{\frac{1}{2}}(\hat{q} - q) \rightarrow N(0, \Sigma) \text{ in distribution,} \quad (9)$$

$$\hat{Q}_0 \rightarrow Q_0 \text{ and } \hat{\Sigma} \rightarrow \Sigma \text{ in probability, with } \hat{\Sigma}, \Sigma \text{ positive-definite.} \quad (10)$$

Let $\xi := \{I - \hat{\Sigma}^{-\frac{1}{2}} \hat{Q}_0^T (\hat{Q}_0 \hat{\Sigma}^{-1} \hat{Q}_0^T)^{-1} \hat{Q}_0 \hat{\Sigma}^{-\frac{1}{2}}\} \hat{\Sigma}^{-\frac{1}{2}} \hat{q}$ be the least-square residual of regressing $\hat{\Sigma}^{-\frac{1}{2}} \hat{q}$ on $\hat{\Sigma}^{-\frac{1}{2}} \hat{Q}_0$. Let the test statistic $T := n \xi^T \xi$. Then, we have the following corollary.

Corollary 4.10. *Assume models (a)-(b) and Asms. B.2-4.8. Discretize X, W with sufficient fine bins such that (implicitly) $\text{diam}(B_j) \leq \frac{1}{2} \min\{1/mL_W, 1/mL_{W|U}\}$ for a large positive integer m . If $\mathbb{H}_0 : X \perp\!\!\!\perp Y|U$ is correct, then $n^{-\frac{1}{2}} \xi \rightarrow N(0, \Omega)$ in distribution, with $\Omega := I - \Sigma_y^{-\frac{1}{2}} Q_0^T (Q_0 \Sigma^{-1} Q_0^T)^{-1} Q_0 \Sigma^{-\frac{1}{2}}$ of rank $\rho := I(L-1) - K$, and $T \rightarrow \chi_p^2$ in distribution when $n, m \rightarrow \infty$.*

The proposed test applies to any causal model that satisfies $X \perp\!\!\!\perp W|U$, including cases where U, W are (both) multi-variate variables. It can also be generalized to consider observed confounders (mediators) Z , by re-defining $q_y := (y|\tilde{X}, z)$ and $Q := P(\tilde{W}|\tilde{X}, z)$.

5 Experiment

In this section, we evaluate our method on synthetic data and a real-world application, *i.e.*, treatment of the sepsis disease.

Compared baselines. We compare our method with the following baselines: **i)** Vanilla ($X \perp\!\!\!\perp Y|W$) that directly adjusts for the proxy variable W ; **ii)** Oracle ($X \perp\!\!\!\perp Y|U$) in which the latent variable U is available; and **iii)** Miao *et al.* [21] that is designed for cases with at least two independent proxy variables.

Evaluation metrics. We report the type I and type II errors of the test. The type I error is the rate of rejecting a true null hypothesis, *i.e.*, the prediction is $X \rightarrow Y$ while the ground truth is $X \not\rightarrow Y$. The type II error is the rate of not rejecting a false null hypothesis, *i.e.*, the prediction is $X \not\rightarrow Y$ while the ground truth is $X \rightarrow Y$.

Implementation details. The significant level α is set to 0.05. For our method, the X, W, Y are binned by quantile, with bin numbers set to $I = 16, K = 12, L = 5$, respectively. The asymptotic estimators (19)-(20) are obtained with empirical probability mass functions $\hat{p}_r(w|x)$ and $\hat{p}_r(y|x)$, which are explained in details in Appx. B.1. For the Vanilla and Oracle baselines, the kernel-based test [30] is used. For Miao *et al.* [21], we treat one of the proxies as a constant and use the recommended hyper-parameters.

5.1 Synthetic data

Data generation. We consider the confounding graph and the mediation graph shown in Fig. 1. For each graph, we use the structural equation $V_i = \sum_{j \in \mathbf{PA}_i} f_{ij}(V_j) + E_i$ to generate data, where V_i is a vertex in the graph, \mathbf{PA}_i is the parent of V_i , and E_i is the exogenous noise. For each V_i , the function f_{ij} is randomly chosen from $\{\text{linear}, \text{tanh}, \text{sin}, \text{sigmoid}\}$, the exogenous distribution is randomly chosen from $\{\text{gaussian}, \text{uniform}, \text{exponential}, \text{gamma}\}$. To remove the effect of randomness, we repeat for 10 times: each time we generate 100 replications under \mathbb{H}_0 and \mathbb{H}_1 , respectively. The sample size is set to $\{400, 600, 800, 1000, 1200\}$.

Influence of bin numbers. Fig. 2 shows the type-I and type-II errors of our method with bin number varying from 4 to 12. As we can see, the type-I error decreases and approaches the oracle level when K increases. This is because when K increases, the diameter of each bin becomes small. Under Asm. B.1, this means the discretization error $|\mathbb{P}(\tilde{W}|\tilde{U}, x) - \mathbb{P}(\tilde{W}|\tilde{U})|$ will vanish (as shown in Fig. 2 (c)) and $\hat{Q} \sim \hat{q}$ will have a linear relation. For this reason, the statistic T will converge to

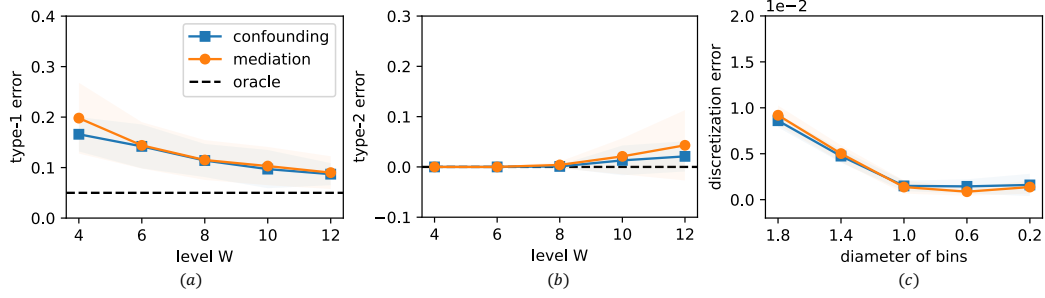


Figure 2: (a,b) Type-I and type-II errors of the test with different bin numbers. (c) Discretization error under different bin diameters.

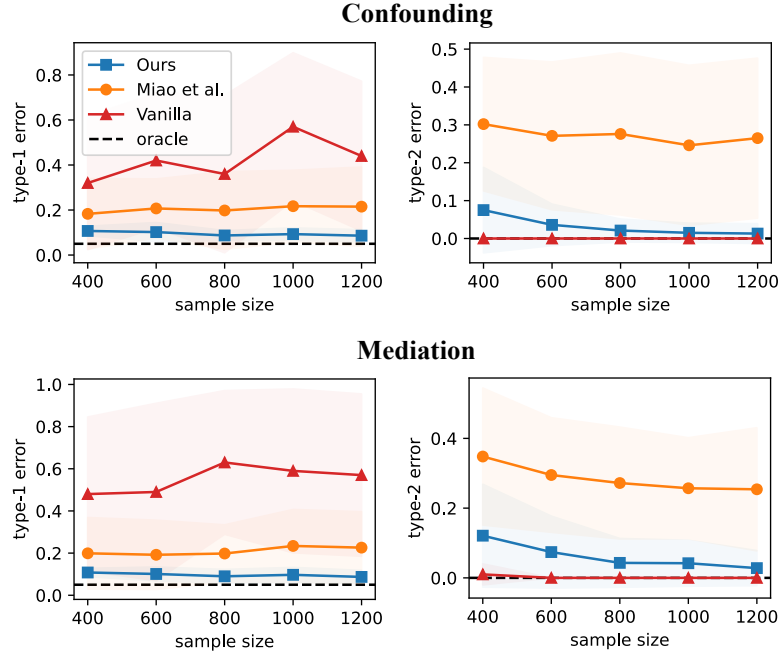


Figure 3: Type-I and type-II errors of our method and baselines in different sample sizes.

the chi-square distribution and the type-I error can be controlled. Besides, we can observe that the type-II error is consistently small in different K . This may be because the linear relation $\hat{Q} \sim \hat{q}$ is consistently broken by the causal edge $X \rightarrow Y$, no matter which bin number is used.

Comparison with baselines. We report the type-I and type-II errors of our method and baselines in Fig. 3. The results show that our method significantly outperforms the baselines. Specifically, compared with the vanilla test, our method can effectively control the type-I error, thanks to the proper use of the proxy variable; while the advantage over Miao *et al.* [21] can be attributed to the control of discretization error with the careful binning. In addition, the results also show that our method comes close to the oracle performance as the sample size increases, which again demonstrates its effectiveness.

5.2 Treatment of sepsis disease

In this section, we apply our method to identify the causal relations between two pairs of variables in the sepsis disease:

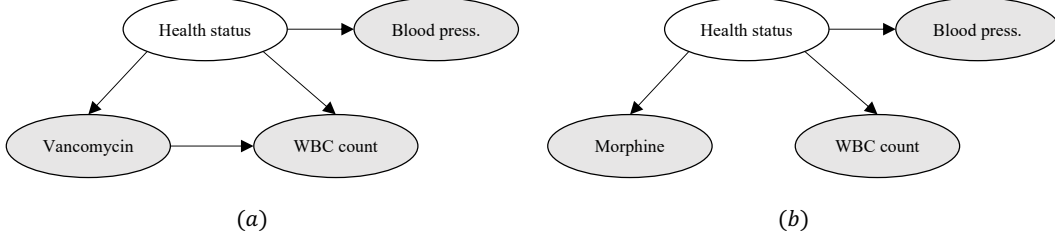


Figure 4: Causal graphs for different medications used in the sepsis disease. The observed variables are colored gray.

Table 1: Identified causal relations in the sepsis disease.

Method	Vancomycin \rightarrow WBC	Morphine \rightarrow WBC
Ground truth	✓	✗
Vanilla	✓	✓
Miao <i>et al.</i> [21]	✗	✓
Ours	✓	✗

1. Vancomycin \rightarrow White Blood Cell (WBC) count. The vancomycin is a common antibiotic [31, 32] used to control the bacterial infection (measured by the count of WBC) in patients with sepsis. According to an existing Randomized Controlled Trial (RCT) [33], vancomycin can causally influence the WBC count.
2. Morphine \nrightarrow WBC count. The morphine is a common opioid drug used in pain management [8]. Clinically, usage of morphine appears a strong correlation with the count of WBC [12]. This correlation has been proved by a recent RCT [34] to be confounding bias instead of causation.

For both cases, the latent confounder is patient’s health status. To adjust for the confounding, we use the blood pressure as the proxy variable. We show the causal graphs in Fig. 4 for illustration.

Data extraction. We consider the Medical Information Mart for Intensive Care (MIMIC III) [35] database, which consists of electronic health records from patients in the ICU. From MIMIC III, we extract 3251 patients that are diagnosed as sepsis during their stays. Among these, there are 1888 and 559 patients with vancomycin and morphine records, respectively.

Results. Tab. 1 shows the identified causal relations with our method and baselines. As we can see, our method identifies the correct causal relations in both cases. As a contrast, the vanilla method fails to adjust for the confounding and returns a false positive identification Morphine \rightarrow WBC; Miao *et al.* [21] gives wrong identifications in both cases. These results demonstrate the effectiveness and utility of our method.

6 Conclusion

In this paper, we propose a proximal hypothesis test-based method to identify causal relations in the presence of unobserved variables. Our method relies on the discretization of continuous variables, for which we provide mild conditions to control the involved discretization error. Benefit from this, our test enjoys a solid theoretical guarantee and tractable type-I error. The proposed method can outperform others in identifying causal relations in the treatment of sepsis disease. In the future, we are interested to extend our method to identify the causal directions. We also hope to plug our test into multi-variables discovery algorithms such as the Fast Causal Inference (FCI), to enhance their ability in identifying causal edges.

References

- [1] Bernhard Schölkopf, Francesco Locatello, Stefan Bauer, Nan Rosemary Ke, Nal Kalchbrenner, Anirudh Goyal, and Yoshua Bengio. Toward causal representation learning. *Proceedings of the*

- IEEE*, 109(5):612–634, 2021.
- [2] Mingzhou Liu, Xiangyu Zheng, Xinwei Sun, Fang Fang, and Yizhou Wang. Which invariance should we transfer? a causal minimax learning approach. In *International Conference on Machine Learning*. PMLR, 2023.
 - [3] Ben Glocker, Mirco Musolesi, Jonathan Richens, and Caroline Uhler. Causality in digital medicine. *Nature Communications*, 12(1), 2021.
 - [4] Jukka Corander, William P Hanage, and Johan Pensar. Causal discovery for the microbiome. *The Lancet Microbe*, 2022.
 - [5] Markus I Eronen. Causal discovery and the problem of psychological interventions. *New Ideas in Psychology*, 59:100785, 2020.
 - [6] KJ Jager, C Zoccali, A Macleod, and FW Dekker. Confounding: what it is and how to deal with it. *Kidney international*, 73(3):256–260, 2008.
 - [7] Raymond Hicks and Dustin Tingley. Causal mediation analysis. *The Stata Journal*, 11(4):605–619, 2011.
 - [8] Henry McQuay. Opioids in pain management. *The Lancet*, 353(9171):2229–2232, 1999.
 - [9] B Walder, M Schafer, I Henzi, and MR Tramer. Efficacy and safety of patient-controlled opioid analgesia for acute postoperative pain: a quantitative systematic review. *Acta Anaesthesiologica Scandinavica*, 45(7):795–804, 2001.
 - [10] Eija Kalso, Jayne E Edwards, R Andrew Moore, and Henry J McQuay. Opioids in chronic non-cancer pain: systematic review of efficacy and safety. *Pain*, 112(3):372–380, 2004.
 - [11] Martin D Cheatle. Prescription opioid misuse, abuse, morbidity, and mortality: balancing effective pain management and safety. *Pain Medicine*, 16(suppl_1):S3–S8, 2015.
 - [12] Rui Zhang, Jingjing Meng, Qinshu Lian, Xi Chen, Brent Bauman, Haitao Chu, Bradley Segura, and Sabita Roy. Prescription opioids are associated with higher mortality in patients diagnosed with sepsis: a retrospective cohort study using electronic health records. *PLoS One*, 13(1):e0190362, 2018.
 - [13] Kenneth J Rothman, Sander Greenland, Timothy L Lash, et al. *Modern epidemiology*, volume 3. Wolters Kluwer Health/Lippincott Williams & Wilkins Philadelphia, 2008.
 - [14] Manabu Kuroki and Judea Pearl. Measurement bias and effect restoration in causal inference. *Biometrika*, 101(2):423–437, 2014.
 - [15] Christos Louizos, Uri Shalit, Joris M Mooij, David Sontag, Richard Zemel, and Max Welling. Causal effect inference with deep latent-variable models. *Advances in neural information processing systems*, 30, 2017.
 - [16] Ben Deaner. Many proxy controls. *arXiv preprint arXiv:2110.03973*, 2021.
 - [17] Afsaneh Mastouri, Yuchen Zhu, Limor Gultchin, Anna Korba, Ricardo Silva, Matt Kusner, Arthur Gretton, and Krikamol Muandet. Proximal causal learning with kernels: Two-stage estimation and moment restriction. In *International Conference on Machine Learning*, pages 7512–7523. PMLR, 2021.
 - [18] Wang Miao, Wenjie Hu, Elizabeth L Ogburn, and Xiao-Hua Zhou. Identifying effects of multiple treatments in the presence of unmeasured confounding. *Journal of the American Statistical Association*, pages 1–15, 2022.
 - [19] Oliver Dukes, Ilya Shpitser, and Eric J Tchetgen Tchetgen. Proximal mediation analysis. *arXiv preprint arXiv:2109.11904*, 2021.
 - [20] Lu Cheng, Ruocheng Guo, and Huan Liu. Causal mediation analysis with hidden confounders. In *Proceedings of the Fifteenth ACM International Conference on Web Search and Data Mining*, pages 113–122, 2022.
 - [21] Wang Miao, Zhi Geng, and Eric J Tchetgen Tchetgen. Identifying causal effects with proxy variables of an unmeasured confounder. *Biometrika*, 105(4):987–993, 2018.
 - [22] Eric J Tchetgen Tchetgen, Andrew Ying, Yifan Cui, Xu Shi, and Wang Miao. An introduction to proximal causal learning. *arXiv preprint arXiv:2009.10982*, 2020.
 - [23] Matey Neykov, Sivaraman Balakrishnan, and Larry Wasserman. Minimax optimal conditional independence testing. *The Annals of Statistics*, 49(4):2151–2177, 2021.

- [24] Andrew Warren. Wasserstein conditional independence testing. *arXiv preprint arXiv:2107.14184*, 2021.
- [25] Judea Pearl. *Causality*. Cambridge university press, 2009.
- [26] Dimitris Margaritis. Distribution-free learning of bayesian network structure in continuous domains. In *AAAI*, volume 5, pages 825–830, 2005.
- [27] Tzee-Ming Huang. Testing conditional independence using maximal nonlinear conditional correlation. 2010.
- [28] Eric Tchetgen Tchetgen, Chan Park, and David Richardson. Single proxy control. *arXiv e-prints*, pages arXiv–2302, 2023.
- [29] Huan Liu, Farhad Hussain, Chew Lim Tan, and Manoranjan Dash. Discretization: An enabling technique. *Data mining and knowledge discovery*, 6:393–423, 2002.
- [30] Kun Zhang, Jonas Peters, Dominik Janzing, and Bernhard Schölkopf. Kernel-based conditional independence test and application in causal discovery. *arXiv preprint arXiv:1202.3775*, 2012.
- [31] Robert C Moellering Jr. Vancomycin: a 50-year reassessment, 2006.
- [32] Michael Rybak, Ben Lomaestro, John C Rotschafer, Robert Moellering Jr, William Craig, Marianne Billeter, Joseph R Dalovisio, and Donald P Levine. Therapeutic monitoring of vancomycin in adult patients: a consensus review of the american society of health-system pharmacists, the infectious diseases society of america, and the society of infectious diseases pharmacists. *American Journal of Health-System Pharmacy*, 66(1):82–98, 2009.
- [33] Jamie M Rosini, Julie Laughner, Brian J Levine, Mia A Papas, John F Reinhardt, and Neil B Jasani. A randomized trial of loading vancomycin in the emergency department. *Annals of Pharmacotherapy*, 49(1):6–13, 2015.
- [34] KJS Anand, R Whit Hall, Nirmala Desai, Barbara Shephard, Lena L Bergqvist, Thomas E Young, Elaine M Boyle, Ricardo Carbajal, Vinod K Bhutani, Mary Beth Moore, et al. Effects of morphine analgesia in ventilated preterm neonates: primary outcomes from the neopain randomised trial. *The Lancet*, 363(9422):1673–1682, 2004.
- [35] Alistair EW Johnson, Tom J Pollard, Lu Shen, Li-wei H Lehman, Mengling Feng, Mohammad Ghassemi, Benjamin Moody, Peter Szolovits, Leo Anthony Celi, and Roger G Mark. MIMIC-III, a freely accessible critical care database. *Scientific data*, 3(1):1–9, 2016.
- [36] Sudipto Banerjee and Anindya Roy. *Linear algebra and matrix analysis for statistics*. Crc Press, 2014.
- [37] Jun Shao. *Mathematical statistics*. Springer Science & Business Media, 2003.

A Controlling discretization error with TV-Lipschitzness

Consider random variables X, Y, U . That is, $(\Omega, \mathcal{A}, \mathbb{P})$ is our sample space, and $X : \Omega \rightarrow \mathbb{R}^{d_X}, Y : \Omega \rightarrow \mathbb{R}^{d_Y}$, and $U : \Omega \rightarrow \mathbb{R}^{d_U}$ are all Borel functions, with distributions $\mathcal{L}_X := \mathbb{P} \circ X^{-1}$ (and similarly for Y and U) as well as joint distributions $\mathcal{L}_{(X,Y,U)} := \mathbb{P} \circ (X, Y, U)^{-1}$.

Suppose $X \perp\!\!\!\perp Y|U$, it is well-known that conditioning on $U = u$ gives $\mathbb{P}(y|u) = \mathbb{P}(y|x, u)$. However, this is generally not true if one only conditions on $U \in C_i$, for some $C_i \in \text{supp}(U)$.

In this section, we fix this problem. Our strategy is to present regularity conditions on the conditional distributions $\mathcal{L}_{Y|U=u}$ and $\mathcal{L}_{Y|X,U=u}$, so that if we bin the conditioning variable U using a sufficiently fine, finite partition C_1, \dots, C_I of $\text{supp}(\mathcal{L}_U)$, then for all $i = 1, \dots, I$, the error

$$|\mathbb{P}(y|U \in C_i) - \mathbb{P}(y|x, U \in C_i)|$$

can be controlled by a small number ϵ .

Lemma A.1 (Two distributions close in the TV-distance means their density values are also close). *Consider two distributions $\mathcal{L}_{\mathbb{P},X}$ and $\mathcal{L}_{\mathbb{Q},X}$ of a random variable X , if $TV(\mathcal{L}_{\mathbb{P},X}, \mathcal{L}_{\mathbb{Q},X}) \leq \epsilon$, then $|\mathbb{P}(X \in A) - \mathbb{Q}(X \in A)| \leq \epsilon$, for any $A \in \text{supp}(X)$.*

Proof. The proof is immediate considering the definition:

$$TV(\mathcal{L}_{\mathbb{P},X}, \mathcal{L}_{\mathbb{Q},X}) := \sup_A |\mathbb{P}(X \in A) - \mathbb{Q}(X \in A)|.$$

□

Proposition A.2 (TV-Lipschitzness). *Suppose that $u \mapsto \mathcal{L}_{Y|U=u}$ be L_Y -Lipschitz with respect to TV-distance. Suppose that $\{C_i\}_{i=1}^I$ is a measurable partition of $\text{supp}(U)$, and that $\text{diam}(C_i) \leq \epsilon/L_Y$ for every bin C_i in the partition. Then, for all $u_0 \in C_i$, we have:*

$$TV(\mathcal{L}_{Y|U=u_0}, \mathcal{L}_{Y|U \in C_i}) \leq \epsilon. \quad (11)$$

Proof. We first show that $\mathcal{L}_{Y|U \in C_i}$ can be written as:

$$\mathcal{L}_{Y|U \in C_i} = \int_{C_i} \mathcal{L}_{Y|U=u} d\mathcal{L}_U(u), \quad (12)$$

where \int denotes the averaged integral over C_i , i.e., the integral divided by the measure on the integration domain C_i .

For any Borel set $B \subseteq \text{supp}(Y)$, the left side of Eq. 12 is $\mathcal{L}_{Y|U \in C_i}(B) = \mathbb{P}(Y \in B|U \in C_i)$, the right side is $\int_{C_i} \mathcal{L}_{Y|U=u}(B) d\mathcal{L}_U(u) / \mathcal{L}_U(C_i) = \mathbb{P}(Y \in B, U \in C_i) / \mathbb{P}(U \in C_i)$. Hence, Eq. 12 holds by the Bayes' theorem.

Second, due to the assumed TV-Lipschitzness, for any $u, u_0 \in C_i$, we have:

$$TV(\mathcal{L}_{Y|U=u_0}, \mathcal{L}_{Y|U=u}) := \sup_B |\mathcal{L}_{Y|U=u_0}(B) - \mathcal{L}_{Y|U=u}(B)| \leq L_Y |u_0 - u| \leq \epsilon. \quad (13)$$

Now, to prove Eq. 11, we hope to prove:

$$TV(\mathcal{L}_{Y|U=u_0}, \mathcal{L}_{Y|U \in C_i}) := \sup_B |\mathcal{L}_{Y|U=u_0}(B) - \mathcal{L}_{Y|U \in C_i}(B)| \leq \epsilon. \quad (14)$$

Next, we prove Eq. 14 by Eq. 12 and Eq. 13. Specifically, note that for any $B \subseteq \text{supp}(Y)$, we have:

$$\begin{aligned} |\mathcal{L}_{Y|U=u_0}(B) - \mathcal{L}_{Y|U \in C_i}(B)| &= \left| \mathcal{L}_{Y|U=u_0}(B) - \int_{C_i} \mathcal{L}_{Y|U=u}(B) d\mathcal{L}_U(u) \right| \quad \# \text{ Eq. 12} \\ &= \left| \int_{C_i} \mathcal{L}_{Y|U=u_0}(B) d\mathcal{L}_U(u) - \int_{C_i} \mathcal{L}_{Y|U=u}(B) d\mathcal{L}_U(u) \right| \quad \# \int_{C_i} d\mathcal{L}_U(u) = 1 \\ &\leq \int_{C_i} |\mathcal{L}_{Y|U=u_0}(B) - \mathcal{L}_{Y|U=u}(B)| d\mathcal{L}_U(u) \quad \# \text{ Triangle inequity} \\ &\leq \int_{C_i} \epsilon d\mathcal{L}_U(u) = \epsilon. \quad \# \text{ Eq. 13} \end{aligned}$$

Since for any $B \subseteq \text{supp}(Y)$, $|\mathbb{L}_{Y|U=u_0}(B) - \mathcal{L}_{Y|U \in C_i}(B)| \leq \epsilon$, we have Eq. 14 holds, and hence prove the proposition. \square

Proposition A.3 (TV-Lipschitzness). *Suppose that $u \mapsto \mathcal{L}_{Y|X,U=u}$ be $L_{Y|X}$ -Lipschitz with respect to TV-distance. Suppose that $\{C_i\}_{i=1}^I$ is a measurable partition of $\text{supp}(U)$, and that $\text{diam}(C_i) \leq \epsilon/L_{Y|X}$ for every bin C_i in the partition. Then, for all $u_0 \in C_i$, we have:*

$$TV(\mathcal{L}_{Y|X,U=u_0}, \mathcal{L}_{Y|X,U \in C_i}) \leq \epsilon.$$

Proof. The proof is analogous to that of Prop. A.2. \square

Theorem A.4 (Controlling discretization error). *Suppose that $u \mapsto \mathcal{L}_{Y|U=u}$ and $u \mapsto \mathcal{L}_{Y|X,U=u}$ be L_Y -Lipschitz and $L_{Y|X}$ -Lipschitz (resp.) with respect to TV-distance. Suppose that $\{C_i\}_{i=1}^I$ is a measurable partition of $\text{supp}(U)$, and that for every bin C_i ,*

$$\text{diam}(C_i) \leq \frac{1}{2} \min\{\epsilon/L_Y, \epsilon/L_{Y|X}\}.$$

Suppose $X \perp\!\!\!\perp Y|U$, then, we have:

$$|\mathbb{P}(y|U \in C_i) - \mathbb{P}(y|x, U \in C_i)| \leq \epsilon.$$

Proof. By the TV-Lipschitzness of $u \mapsto \mathcal{L}_{Y|X,U=u}$ and Prop. A.3, we have:

$$TV(\mathcal{L}_{Y|X,U=u_0}, \mathcal{L}_{Y|X,U \in C_i}) \leq \frac{1}{2}\epsilon.$$

By Lemma 4.1, this indicates $|\mathbb{P}(y|x, U = u_0) - \mathbb{P}(y|x, U \in C_i)| \leq \frac{1}{2}\epsilon$. Under $X \perp\!\!\!\perp Y|U$, we have $\mathbb{P}(y|x, U = u_0) = \mathbb{P}(y|U = u_0)$. Hence, we have:

$$|\mathbb{P}(y|U = u_0) - \mathbb{P}(y|x, U \in C_i)| \leq \frac{1}{2}\epsilon. \quad (15)$$

Similarly, by the TV-Lipschitzness of $u \mapsto \mathcal{L}_{Y|U=u}$, we have:

$$|\mathbb{P}(y|U = u_0) - \mathbb{P}(y|U \in C_i)| \leq \frac{1}{2}\epsilon. \quad (16)$$

Combining Eq. 15 and Eq. 16 with the triangle inequity, we have:

$$\begin{aligned} & |\mathbb{P}(y|U \in C_i) - \mathbb{P}(y|x, U \in C_i)| \\ & \leq |\mathbb{P}(y|U \in C_i) - \mathbb{P}(y|U = u_0)| + |\mathbb{P}(y|U = u_0) - \mathbb{P}(y|x, U \in C_i)| \leq \epsilon. \end{aligned}$$

\square

Example A.5 (Addictive noise model that satisfies the TV-Lipschitzness). Suppose $X \leftarrow U \rightarrow Y$ is an Addictive Noise Model (ANM), that is, $X = h(U) + N$ and $Y = g(U) + E$, where N, E are the exogenous variables. Denote the probability density function of E as f_E . Then, the function $u \mapsto \mathcal{L}_{Y|U=u}$ and $u \mapsto \mathcal{L}_{Y|X,U=u}$ are Lipschitz continuous with respect to TV-distance if:

1. g and f_E are continuous and differentiable,
2. f'_E is absolute integral, i.e. $\int f'_E(e)de$ exists.

The second condition is satisfied by, for example, the exponential family $E \sim \exp$.

Proof. Under $X \perp\!\!\!\perp Y|U$, we have $\mathcal{L}_{Y|X,U=u} = \mathcal{L}_{Y|U=u}$. Hence, it is suffice to show the TV-Lipschitzness of $u \mapsto \mathcal{L}_{Y|U=u}$.

Specifically, we hope to prove $\forall u_1, u_2 \in \text{supp}(U)$:

$$TV(\mathcal{L}_{Y|U=u_1}, \mathcal{L}_{Y|U=u_2}) \leq L_Y |u_1 - u_2|. \quad (17)$$

We first re-write Eq. 17 with the structural function g and probability density function f_E .

Specifically, the TV-distance can be re-written as the L_1 -distance between the probability density functions:

$$TV(\mathcal{L}_{Y|U=u_1}, \mathcal{L}_{Y|U=u_2}) = \frac{1}{2} \int |f_{Y|U=u_1}(y) - f_{Y|U=u_2}(y)| dy.$$

We also have:

$$f_{Y|U=u}(y) = f_E(y - g(u)),$$

by inverting the structural equation $Y = g(U) + E$.

As a result, Eq. 17 can be re-written as: $\forall u_1, u_2 \in \text{supp}(U)$,

$$\int |f_E(y - g(u_1)) - f_E(y - g(u_2))| dy \leq 2L_y |u_1 - u_2|. \quad (18)$$

Next, we show Eq. 18 is true if:

1. g and f_E are continuous and differentiable,
2. f'_E is absolute integrable, i.e. $\int f'_E(e) de$ exists.

Applying the Mean Value Theorem³ on the function $u \mapsto f_E(y - g(u))$, we have $\exists u_c \in (u_1, u_2)$ s.t.

$$|f_E(y - g(u_1)) - f_E(y - g(u_2))| = |f'_E(y - g(u_c))g'(u_c)| \cdot |u_1 - u_2|$$

In this regard, we have:

$$\int |f_E(y - g(u_1)) - f_E(y - g(u_2))| dy = |g'(u_c)| \int |f'_E(y - g(u_c))| dy |u_1 - u_2|.$$

Let $L_Y := |g'(u_c)| \int |f'_E(y - g(u_c))| dy$ ⁴, we have:

$$\int |f_E(y - g(u_1)) - f_E(y - g(u_2))| dy \leq 2L_y |u_1 - u_2|,$$

hence, the TV-Lipschitzness is proved. □

³The Mean Value Theorem requires the function $f_E \circ g$ to be continuous on $[u_1, u_2]$ and differentiable on (u_1, u_2) , which are satisfied by the assumed continuity and differentiability of g and f_E .

⁴ L_Y is a constant value because we assume the function f'_E is absolutely integrable.

B Hypothesis test with a single proxy variable

The task is to identify whether X has a causal influence on Y . X and Y may be confounded/mediated by a latent confounder/mediator U . We assume the availability of a proxy variable W , as shown in Fig. 5.

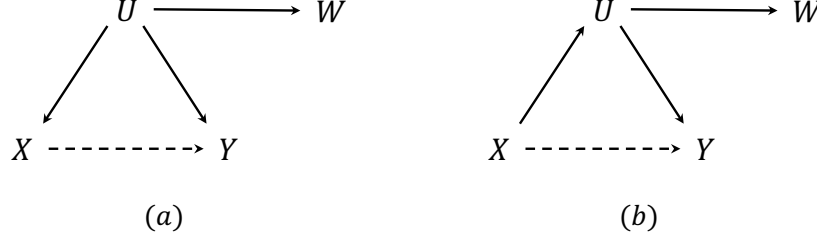


Figure 5: Causal graphs with (a) a latent confounder proxy and (b) a latent mediator proxy.

Suppose that X, W, U, Y are all continuous random variables with bounded support. Suppose that $\{A_i\}_{i=1}^I, \{B_j\}_{j=1}^J$, and $\{C_k\}_{k=1}^K$ are (resp.) the measurable partition of $\text{supp}(X)$, $\text{supp}(W)$, and $\text{supp}(U)$. Denote the partitioned discrete variables (resp.) as \tilde{X}, \tilde{W} , and \tilde{U} . We use $\mathbb{P}(\tilde{X}|\tilde{W})$ to denote the transition probability matrix from \tilde{W} to \tilde{X} .

Assumption B.1. Suppose that $u \mapsto \mathcal{L}_{W|U=u}$ and $u \mapsto \mathcal{L}_{W|X,U=u}$ are L_W -Lipschitz and $L_{W|X}$ -Lipschitz (resp.) with respect to TV-distance.

Assumption B.2. Suppose that the matrix $\mathbb{P}(\tilde{W}|\tilde{U}, x)$ is invertible for all $x \in \text{supp}(X)$, and that the matrix $\mathbb{P}(\tilde{W}|\tilde{X})$ has full row rank.

Denote the vector $\mathbb{P}(y|\tilde{X})$ as q_y^T , denote the matrix $\mathbb{P}(\tilde{W}|\tilde{X})$ as Q . Suppose that we have available estimators (\hat{q}_y, \hat{Q}) that satisfy:

$$n^{\frac{1}{2}}(\hat{q}_y - q_y) \rightarrow N(0, \Sigma_y) \text{ in distribution,} \quad (19)$$

$$\hat{Q} \rightarrow Q \text{ and } \hat{\Sigma}_y \rightarrow \Sigma_y \text{ in probability, with } \hat{\Sigma}_y, \Sigma_y \text{ positive-definite.} \quad (20)$$

Let I denote the identity matrix, and

$$\xi_y := \{I - \hat{\Sigma}_y^{-\frac{1}{2}} \hat{Q}^T (\hat{Q} \hat{\Sigma}_y^{-1} \hat{Q}^T)^{-1} \hat{Q} \hat{\Sigma}_y^{-\frac{1}{2}}\} \hat{\Sigma}_y^{-\frac{1}{2}} \hat{q}_y$$

denote the least-square residual of regressing $\hat{\Sigma}_y^{-\frac{1}{2}} \hat{q}_y$ on $\hat{\Sigma}_y^{-\frac{1}{2}} \hat{Q}$. Let our test statistic $T_y := n \xi_y^T \xi_y$.

Theorem B.3. Assuming model (a) or (b) in Fig. 5, Asm. B.1, and Asm. B.2. Suppose a sufficient fine partition s.t. $\text{diam}(C_k) \leq \frac{1}{2} \min\{\epsilon/L_W, \epsilon/L_{W|U}\}$ for any $k = 1, \dots, K$, and $I > J = K$. If $\mathbb{H}_0 : X \perp\!\!\!\perp Y|U$ is correct, then $n^{-\frac{1}{2}} \xi_y \rightarrow N(0, \Omega_y)$ in distribution, with $\Omega_y := I - \Sigma_y^{-\frac{1}{2}} Q^T (Q \Sigma_y^{-1} Q^T)^{-1} Q \Sigma_y^{-\frac{1}{2}}$ of rank $\rho := I - K$, and $T_y \rightarrow \chi_\rho^2$ in distribution when $n \rightarrow \infty$, $\epsilon \rightarrow 0$.

Proof. We first have:

$$\mathbb{P}(W \in B_j|x) = \sum_k \mathbb{P}(W \in B_j|U \in C_k, x) \mathbb{P}(U \in C_k|x).$$

In the form of transition probability matrix, this means:

$$\mathbb{P}(\tilde{W}|x) = \mathbb{P}(\tilde{W}|\tilde{U}, x) \mathbb{P}(\tilde{U}|x). \quad (21)$$

We also have:

$$\mathbb{P}(y|x) = \sum_k \mathbb{P}(y|U \in C_k, x) \mathbb{P}(U \in C_k|x).$$

In the form of transition probability matrix, this means:

$$\mathbb{P}(y|x) = \mathbb{P}(y|\tilde{U}, x)\mathbb{P}(\tilde{U}|x). \quad (22)$$

Under Asm. B.2, Eq. 21 can be rewritten as:

$$\mathbb{P}(\tilde{W}|\tilde{U}, x)^{-1}\mathbb{P}(\tilde{W}|x) = \mathbb{P}(\tilde{U}|x). \quad (23)$$

Eq. 22 and Eq. 23 gives:

$$\mathbb{P}(y|x) = \mathbb{P}(y|\tilde{U}, x)\mathbb{P}(\tilde{W}|\tilde{U}, x)^{-1}\mathbb{P}(\tilde{W}|x). \quad (24)$$

The idea is that, under Asm. B.1 and $\mathbb{H}_0 : X \perp\!\!\!\perp Y|U$, we have $\mathbb{P}(y|\tilde{U}, x) \approx \mathbb{P}(y|\tilde{U})$ by Thm. A.4. Under model (a), (b), which means $X \perp\!\!\!\perp W|U$, we also have $\mathbb{P}(\tilde{W}|\tilde{U}, x) \approx \mathbb{P}(\tilde{W}|\tilde{U})$. Therefore, we have (informally):

$$\mathbb{P}(y|x) \approx \mathbb{P}(y|\tilde{U})\mathbb{P}(\tilde{W}|\tilde{U})^{-1}\mathbb{P}(\tilde{W}|x).$$

This means under \mathbb{H}_0 , $\mathbb{P}(y|x)$ has a linear relationship with $\mathbb{P}(\tilde{W}|x)$, when x varies. Therefore, any evidence against the linearity is an evidence against \mathbb{H}_0 .

Formally speaking, rewrite Eq. 24 as:

$$\begin{aligned} \mathbb{P}(y|x) &= \left[\mathbb{P}(y|\tilde{U}) + \mathbb{P}(y|\tilde{U}, x) - \mathbb{P}(y|\tilde{U}) \right] \left[\mathbb{P}(\tilde{W}|\tilde{U})^{-1} + \mathbb{P}(\tilde{W}|\tilde{U}, x)^{-1} - \mathbb{P}(\tilde{W}|\tilde{U})^{-1} \right] \mathbb{P}(\tilde{W}|x) \\ &= \mathbb{P}(y|\tilde{U})\mathbb{P}(\tilde{W}|\tilde{U})^{-1}\mathbb{P}(\tilde{W}|x) + \Delta\mathbb{P}(\tilde{W}|x), \end{aligned} \quad (25)$$

where:

$$\begin{aligned} \Delta &= \mathbb{P}(y|\tilde{U}) \left[\mathbb{P}(\tilde{W}|\tilde{U}, x)^{-1} - \mathbb{P}(\tilde{W}|\tilde{U})^{-1} \right] + \left[\mathbb{P}(y|\tilde{U}, x) - \mathbb{P}(y|\tilde{U}) \right] \mathbb{P}(\tilde{W}|\tilde{U})^{-1} \\ &\quad + \left[\mathbb{P}(y|\tilde{U}, x) - \mathbb{P}(y|\tilde{U}) \right] \left[\mathbb{P}(\tilde{W}|\tilde{U}, x)^{-1} - \mathbb{P}(\tilde{W}|\tilde{U})^{-1} \right]. \end{aligned}$$

By $X \perp\!\!\!\perp W|U$, Asm. B.1 and Thm. A.4, we have:

$$\lim_{\epsilon \rightarrow 0} \mathbb{P}(\tilde{W}|\tilde{U}, x) - \mathbb{P}(\tilde{W}|\tilde{U}) = [0],$$

where $[0]$ denote the zero matrix. Since matrix inversion $F(M) : M \mapsto M^{-1}$ is a continuous function, we have:

$$\lim_{\epsilon \rightarrow 0} \mathbb{P}(\tilde{W}|\tilde{U}, x)^{-1} - \mathbb{P}(\tilde{W}|\tilde{U})^{-1} = [0], \quad (26)$$

By \mathbb{H}_0 , Asm. B.1 and Thm. A.4, we also have:

$$\lim_{\epsilon \rightarrow 0} \mathbb{P}(y|\tilde{U}, x) - \mathbb{P}(y|\tilde{U}) = [0]. \quad (27)$$

With Eq. 26 and Eq. 27, we have:

$$\begin{aligned} \lim_{\epsilon \rightarrow 0} \Delta &= [0], \\ \lim_{\epsilon \rightarrow 0} \mathbb{P}(y|x) &= \mathbb{P}(y|\tilde{U})\mathbb{P}(\tilde{W}|\tilde{U})^{-1}\mathbb{P}(\tilde{W}|x). \end{aligned}$$

Considering all bins of $\text{supp}(X)$, this can be written in the form of transition probability matrix:

$$\lim_{\epsilon \rightarrow 0} q_y^T = \mathbb{P}(y|\tilde{U})\mathbb{P}(\tilde{W}|\tilde{U})^{-1}Q, \quad (28)$$

which means $q_y^T \sim Q$ (as x varies) is linear under \mathbb{H}_0 .

In the following, we discuss the asymptotic distribution of $n^{\frac{1}{2}}\xi_y$ and T_y .

We first show that $n^{\frac{1}{2}}\xi_y \rightarrow N(0, \Omega_y)$ in distribution when $n \rightarrow \infty$ and $\epsilon \rightarrow 0$. Specifically, given that $\hat{Q} \rightarrow Q$, $\hat{\Sigma}_y \rightarrow \Sigma_y$ in probability and $n^{\frac{1}{2}}(\hat{q}_y - q_y) \rightarrow N(0, \Sigma_y)$ in distribution, applying

Slutsky's theorem, we have $n^{\frac{1}{2}}(\xi_y - \Omega_y \Sigma_y^{-\frac{1}{2}} q_y) \rightarrow N(0, \Omega_y)$ in distribution with $\Omega_y = I - \Sigma_y^{-\frac{1}{2}} Q^T (Q \Sigma_y^{-1} Q^T)^{-1} Q \Sigma_y^{-\frac{1}{2}}$. If \mathbb{H}_0 is correct, by Eq. 28, we have $\Omega_y \Sigma_y^{-\frac{1}{2}} q_y \rightarrow 0$, which, by applying Slutsky's theorem again, implies that $n^{\frac{1}{2}} \xi_y \rightarrow N(0, \Omega_y)$ in distribution.

Next, we show that Ω_y has rank $\rho = I - K$. Specifically, the rank of Q is K by Asm. B.2. Because multiplying an invertible matrix does not change the rank of the matrix, the rank of $Q \Sigma_y^{-\frac{1}{2}}$ is K . Since transposing a matrix does not change its rank, the rank of the idempotent matrix $\Sigma_y^{-\frac{1}{2}} Q^T (Q \Sigma_y^{-1} Q^T)^{-1} Q \Sigma_y^{-\frac{1}{2}}$ is also K . By Corollary 11.5 of [36], the matrix $\Sigma_y^{-\frac{1}{2}} Q^T (Q \Sigma_y^{-1} Q^T)^{-1} Q \Sigma_y^{-\frac{1}{2}}$ has K eigenvalues equal to one and $I - K$ eigenvalues equal to zero. Hence, Ω_y is an idempotent matrix with rank $\rho = I - K$.

Finally, we show that the test statistic $T_y := n^{\frac{1}{2}} \xi_y^T \xi_y$ has an asymptotic chi-square distribution with freedom ρ .

We first introduce a theorem about the asymptotic distribution of a random variable X and the random variable $X^T X$. According to Thm. 1.12 of [37], if $X \rightarrow Y$ in distribution, then $n X^T X \rightarrow Y^T Y$ in distribution. Now, let X be $n^{\frac{1}{2}} \xi_y$ and Y be $N(0, \Omega_y)$, we have:

$$T_y := n \xi_y^T \xi_y \rightarrow N(0, \Omega_y)^T N(0, \Omega_y) \text{ in distribution.}$$

We then explain why $N(0, \Omega_y)^T N(0, \Omega_y) = \chi_\rho^2$. Because Ω_y is a symmetric matrix, we can find an orthogonal matrix V such that $V \Omega_y V^T = \text{diag}(1, \dots, 1, 0, \dots, 0)$, a diagonal matrix with ρ 1s and $I - \rho$ 0s in the diagonal. Hence, we have $V N(0, \Omega_y) \sim N(0, \text{diag}(1, \dots, 1, 0, \dots, 0))$ and,

$$N(0, \Omega_y)^T N(0, \Omega_y) = [V N(0, \Omega_y)]^T [V N(0, \Omega_y)] = \chi_\rho^2.$$

□

Remark B.4. Thm. B.3 can be applied to any causal model that satisfies $X \perp\!\!\!\perp W|U$.

The test in Thm. B.3 can be generalized to account for all values of Y . Specifically, suppose that we have a measurable partition $\{D_l\}_{l=1}^L$ of $\text{supp}(Y)$. Denote the partitioned discrete variable as \tilde{Y} . Let $q^T := [q_1^T, \dots, q_{L-1}^T]$. Then, under \mathbb{H}_0 , we have (informally):

$$q \approx \{\mathbb{P}(y_1|\tilde{U})\mathbb{P}(\tilde{W}|\tilde{U})^{-1}, \dots, \mathbb{P}(y_{L-1}|\tilde{U})\mathbb{P}(\tilde{W}|\tilde{U})^{-1}\} \begin{bmatrix} Q & 0 & 0 \\ \vdots & \ddots & \vdots \\ 0 & 0 & Q \end{bmatrix}.$$

Denote the diagonal matrix on the right hand side as Q_0 . Q_0 is a $I(L-1) \times I(L-1)$ matrix with full row rank. We can construct a new test statistic T that aggregates all levels of \tilde{Y} by replacing (\hat{q}_y, \hat{Q}) with (\hat{q}, \hat{Q}_0) wherever they appear in the construction of ξ_y and T_y .

Specifically, suppose that we have estimators (\hat{q}, \hat{Q}_0) that satisfy:

$$n^{\frac{1}{2}}(\hat{q} - q) \rightarrow N(0, \Sigma) \text{ in distribution,} \quad (29)$$

$$\hat{Q}_0 \rightarrow Q_0 \text{ and } \hat{\Sigma} \rightarrow \Sigma \text{ in probability, with } \hat{\Sigma}, \Sigma \text{ positive-definite.} \quad (30)$$

Let $\xi := \{I - \hat{\Sigma}^{-\frac{1}{2}} \hat{Q}_0^T (\hat{Q}_0 \hat{\Sigma}^{-1} \hat{Q}_0^T)^{-1} \hat{Q}_0 \hat{\Sigma}^{-\frac{1}{2}}\} \hat{\Sigma}^{-\frac{1}{2}} \hat{q}$ be the least-square residual of regressing $\hat{\Sigma}^{-\frac{1}{2}} \hat{q}$ on $\hat{\Sigma}^{-\frac{1}{2}} \hat{Q}_0$. Let the test statistic $T := n \xi^T \xi$. Then, we have the following corollary.

Corollary B.5. Assuming model (a) or (b) in Fig. 5, Asm. B.1, and Asm. B.2. Suppose a sufficient fine partition s.t. $\text{diam}(C_k) \leq \frac{1}{2} \min\{\epsilon/L_W, \epsilon/L_{W|U}\}$ for any $k = 1, \dots, K$, and $I > J = K$. If $\mathbb{H}_0 : X \perp\!\!\!\perp Y|U$ is correct, then $n^{-\frac{1}{2}} \xi \rightarrow N(0, \Omega)$ in distribution, with $\Omega := I - \Sigma_y^{-\frac{1}{2}} Q_0^T (Q_0 \Sigma^{-1} Q_0^T)^{-1} Q_0 \Sigma^{-\frac{1}{2}}$ of rank $\rho := I(L-1) - K$, and $T \rightarrow \chi_\rho^2$ in distribution when $n \rightarrow \infty, \epsilon \rightarrow 0$.

B.1 Empirical estimation method

In this section, we provide empirical estimation method to construct estimators that satisfy the asymptotic properties in (19)-(20). We start from the univariate case for illustration.

Univariate case. Consider a discrete random variable X that takes k levels of values x_1, x_2, \dots, x_k . For n i.i.d. samples X_1, X_2, \dots, X_n , define Z_i as the number of samples with $X = x_i$. Then, $\mathbf{Z} := [Z_1, Z_2, \dots, Z_k]^T$ follows a multinomial distribution with parameters $(n, \mathbf{p} := [pr(x_1), pr(x_2), \dots, pr(x_k)]^T)$. In the following, we use p_i to denote $pr(x_i)$ for simplicity.

Our objective is to compute the Maximum Likelihood Estimator (MLE) $\hat{\mathbf{p}} := [\hat{p}_1, \dots, \hat{p}_k]^T$ of \mathbf{p} , which enjoys the asymptotic properties in (19)-(20). Specifically, we first have the joint probability mass function for n sample:

$$f_n(z_1, z_2, \dots, z_k | n, \mathbf{p}) = n! \prod_{i=1}^k \frac{p_i^{z_i}}{z_i!}.$$

The log likelihood is:

$$h_n(p_1, p_2, \dots, p_k, n | \mathbf{z}) := \log(f(z_1, z_2, \dots, z_k | n, \mathbf{p})) = \log(n!) + \sum_{i=1}^k z_i \log(p_i) - \sum_{i=1}^k z_i!$$

To compute the MLE estimator $\hat{\mathbf{p}}$, we hope to maximize $h(\mathbf{p})$, with $p_1 + p_2 + \dots + p_k = 1$ as the constraint. This can be converted to an unconstrained optimization problem by a Lagrange multiplier:

$$\arg \max_{p_1, p_2, \dots, p_k} l_n(p_1, p_2, \dots, p_k) := h_n(p_1, p_2, \dots, p_k, n) + \lambda(1 - \sum_{i=1}^k p_i).$$

The derivative $\nabla l_n(\mathbf{p})$ is:

$$\nabla l_n(\mathbf{p}) = [\frac{\partial l_n}{\partial p_1}, \dots, \frac{\partial l_n}{\partial p_k}]^T = [\frac{z_1}{p_1} - \lambda, \dots, \frac{z_k}{p_k} - \lambda]^T.$$

Let $\nabla l_n(\mathbf{p}) = \mathbf{0}$ and considering $\sum_i p_i^* = 1$, we have $p_i^* = \frac{z_i}{n}, \lambda = n$. Therefore, the MLE estimator is $\hat{\mathbf{p}} = [\frac{Z_1}{n}, \dots, \frac{Z_k}{n}]$. The covariance of $\hat{\mathbf{p}}$ can be computed by definition:

$$\text{Cov}[\hat{\mathbf{p}}] = \frac{1}{n} \begin{bmatrix} p_1(1-p_1) & -p_1p_2 & \dots & -p_1p_k \\ -p_2p_1 & p_2(1-p_2) & \dots & -p_2p_k \\ \vdots & \vdots & \ddots & \vdots \\ -p_kp_1 & -p_kp_2 & \dots & p_k(1-p_k) \end{bmatrix}.$$

Another way to compute the covariance to use the Fisher information matrix. Specifically, the Taylor expansion of $\nabla l_n(\mathbf{p})$ at \mathbf{p}_0 (the ground-truth parameter) is:

$$\nabla l_n(\mathbf{p}) = \nabla l_n(\mathbf{p}_0) + [\nabla^2 l_n(\mathbf{p}_0)]^T (\mathbf{p} - \mathbf{p}_0) + o(\mathbf{p}),$$

where $\nabla l_n(\mathbf{p}) = [\frac{z_1}{p_1} - n, \dots, \frac{z_k}{p_k} - n]^T$, $\nabla^2 l_n(\mathbf{p}) = -\text{diag}[\frac{z_1}{p_1^2}, \dots, \frac{z_k}{p_k^2}]$.

Let $\mathbf{p} = \hat{\mathbf{p}}$, considering the Hessian matrix $\nabla^2 l_n(\mathbf{p})$ is symmetric for any \mathbf{p} , we have:

$$\sqrt{n}(\hat{\mathbf{p}} - \mathbf{p}_0) = (-\frac{1}{n} \nabla^2 l_n(\mathbf{p}_0))^{-1} (\frac{1}{\sqrt{n}} \nabla l_n(\mathbf{p}_0)).$$

Since the multinomial is defined on i.i.d. sample, and we have $l_n(\mathbf{p}) = \sum_i l_i(\mathbf{p})$, we can view $l_n(\mathbf{p})$ and its derivative as summation of i.i.d. random vectors. Thus, by the law of large numbers and central limit (in the matrix form), we have⁵:

$$\begin{aligned} -\frac{1}{n} \nabla^2 l_n(\mathbf{p}_0) &\rightarrow -\mathbb{E}[\nabla^2 l_1(\mathbf{p}_0)] \text{ in probability,} \\ \frac{1}{\sqrt{n}} \nabla l_n(\mathbf{p}_0) &= \sqrt{n}(\frac{1}{n} \nabla l_n(\mathbf{p}_0) - \mathbb{E}[\nabla l_1(\mathbf{p}_0)]) \rightarrow N(\mathbf{0}, \text{Var}[\nabla l_1(\mathbf{p}_0)]) \text{ in distribution.} \end{aligned}$$

⁵Note that $\mathbb{E}[\nabla l_1(\mathbf{p}_0)] = \mathbf{0}$.

Let $J_n(\mathbf{p}) := -\mathbb{E}[\nabla^2 l_n(\mathbf{p})]$, $V_n(\mathbf{p}) := \text{Var}[\nabla l_n(\mathbf{p})]$, we have:

$$\sqrt{n}(\hat{\mathbf{p}} - \mathbf{p}_0) \rightarrow_D N(\mathbf{0}, J_1(\mathbf{p}_0)^{-1} V_1(\mathbf{p}_0) J_1(\mathbf{p}_0)^{-1}), \quad (31)$$

where $J_1(\mathbf{p}_0) = -\frac{1}{n} \mathbb{E}[\nabla^2 l_n(\mathbf{p}_0)] = -\text{diag}[\frac{1}{p_1}, \dots, \frac{1}{p_k}]$, and

$$V_1(\mathbf{p}_0) = \frac{1}{n} \text{Var}[\nabla l_n(\mathbf{p}_0)] = \begin{bmatrix} \frac{1-p_1}{p_1} & -1 & \dots & -1 \\ -1 & \frac{1-p_2}{p_2} & \dots & -1 \\ \vdots & \vdots & \ddots & \vdots \\ -1 & -1 & \dots & \frac{1-p_k}{p_k} \end{bmatrix}.$$

The asymptotic covariance $J_1(\mathbf{p}_0)^{-1} V_1(\mathbf{p}_0) J_1(\mathbf{p}_0)^{-1}$ is consistent with the result in Eq. B.1. Note that J_1 no longer equal to V_1 , thus the Fisher information matrix has a ‘Sandwich’ form.

Bivariate case. Consider two random variables X, Y , which respectively takes k, l levels of value x_1, \dots, x_k and y_1, \dots, y_l . For n i.i.d. samples $(X_1, Y_1), \dots, (X_n, Y_n)$, let the random variable Z_{ij} the number of samples with $X = x_i, Y = y_j$. Then, $\mathbf{Z} := [\{Z_{ij}\}_{ij}]^T$ follows the multinomial distribution with $(n, \{pr(x_i, y_j) = pr(x_i)pr(y_j|x_i)\}_{ij})$ as parameters.

To get the MLE estimator $\hat{\mathbf{p}} = [\{\hat{p}(x_i)\}_i, \{\hat{p}(y_j|x_i)\}_{ij}]^T$, we again write the log likelihood function for n samples:

$$h_n(\mathbf{p}) = \log(n!) + \sum_{i,j} z_{ij} \log(p(y_j|x_i)) + \sum_{i,j} z_{ij} \log(p(x_i)) - \sum_{i,j} \log(z_{ij}!). \quad (32)$$

We have $k+1$ constraints: $\sum_j p(y_j|x_i) = 1$ for $i = 1, 2, \dots, k$, and $\sum_i p(x_i) = 1$. Hence, we can convert the maximization of Eq. 32 to the following unconstrained optimization problem:

$$\arg \max_{\mathbf{p}} l_n(\mathbf{p}) := h_n(\mathbf{p}) + \lambda_1(1 - \sum_j p(y_j|x_1)) + \dots + \lambda_k(1 - \sum_j p(y_j|x_k)) + \lambda_{k+1}(1 - \sum_i p(x_i)).$$

Let the derivative $\nabla l_n(\mathbf{p}) = [\{\frac{Z_{i:}}{p(x_i)} - \lambda_{k+1}\}_i, \{\frac{Z_{ij}}{p(y_j|x_i)} - \lambda_i\}_{ij}]^T = \mathbf{0}$, ($Z_{i:} := \sum_j Z_{ij}$), we have $\lambda_i = Z_{i:}$, $\lambda_{k+1} = n$, and the MLE estimator $\hat{\mathbf{p}} = [\{\hat{p}(x_i)\}_i, \{\hat{p}(y_j|x_i)\}_{ij}]^T$ where $\hat{p}(x_i) = \frac{Z_{i:}}{n}$, $\hat{p}(y_j|x_i) = \frac{Z_{ij}}{Z_{i:}}$.

In the following, we compute the covariance of $\hat{\mathbf{p}}$ with the Fisher information matrix. Specifically, we need to compute the matrices $J_1(\mathbf{p}_0)$ and $V_1(\mathbf{p}_0)$.

The first and second order derivative of $l_n(\mathbf{p})$ are respectively:

$$\begin{aligned} \nabla l_n(\mathbf{p}) &= [\{\frac{Z_{i:}}{p(x_i)} - n\}_i, \{\frac{Z_{ij}}{p(y_j|x_i)} - Z_{i:}\}_{ij}]_{(k+kl) \times 1}^T \\ \nabla^2 l_n(\mathbf{p}) &= \text{Diag}[\{\frac{Z_{i:}}{p(x_i)^2}\}_i, \{-\frac{Z_{ij}}{p(y_j|x_i)^2}\}_{ij}]_{(k+kl) \times (k+kl)}. \end{aligned}$$

Hence, $J_n(\mathbf{p}) = -\mathbb{E}[\nabla^2 l_n(\mathbf{p})] = n \text{Diag}[\{\frac{1}{p(x_i)}\}_i, \{\frac{p(x_i)}{p(y_j|x_i)}\}_{ij}]$.

By definition, $V_n(\mathbf{p}) = \text{Var}[\nabla l_n(\mathbf{p})]$ which involves the following ierms⁶:

⁶Results can be obtained by simple calculus and the fact that $\text{Cov}(A+B, C) = \text{Cov}(A, C) + \text{Cov}(B, C)$.

$$\begin{aligned}
\text{Var}\left[\frac{Z_{i:}}{p(x_i)} - n\right] &= n \frac{1 - p(x_i)}{p(x_i)} \\
\text{Var}\left[\frac{Z_{ij}}{p(y_j|x_i)} - Z_{i:}\right] &= n \frac{p(x_i)(1 - p(y_j|x_i))}{p(y_j|x_i)} \\
\text{Cov}\left[\frac{Z_{i1:}}{p(x_{i1})} - n, \frac{Z_{i2:}}{p(x_{i2})} - n\right] &= -n \\
\text{Cov}\left[\frac{Z_{i1j1}}{p(y_j1|x_{i1})} - Z_{i1:}, \frac{Z_{i2j2}}{p(y_j2|x_{i2})} - Z_{i2:}\right] &= 0 \\
\text{Cov}\left[\frac{Z_{i1:}}{p(x_{i1})} - n, \frac{Z_{i2j}}{p(y_j|x_{i2})} - Z_{i2:}\right] &= 0.
\end{aligned}$$

To conclude, for $\hat{\mathbf{p}} = [\hat{p}(x_1), \dots, \hat{p}(x_k), \hat{p}(y_1|x_1), \dots, \hat{p}(y_l|x_1), \dots, \hat{p}(y_1|x_k), \hat{p}(y_l|x_k)]^T$, we have:

$$\sqrt{n}(\hat{\mathbf{p}} - \mathbf{p}_0) \rightarrow_D N(\mathbf{0}, J_1(\mathbf{p}_0)^{-1} V_1(\mathbf{p}_0) J_1(\mathbf{p}_0)^{-1}),$$

where:

$$\begin{aligned}
J_1(\mathbf{p}_0)^{-1} &= \text{Diag}\left[\underbrace{p(x_1), p(x_2), \dots, p(x_k)}_k, \underbrace{\frac{p(y_1|x_1)}{p(x_1)}, \dots, \frac{p(y_l|x_1)}{p(x_1)}, \dots, \frac{p(y_1|x_k)}{p(x_k)}, \dots, \frac{p(y_l|x_k)}{p(x_k)}}_{kl}\right], \\
V_1(\mathbf{p}_0) &= \begin{bmatrix} \begin{bmatrix} \frac{1-p(x_1)}{p(x_1)} & -1 & \dots & -1 \\ -1 & \frac{1-p(x_2)}{p(x_2)} & \dots & -1 \\ \vdots & \vdots & & \vdots \\ -1 & -1 & \dots & \frac{1-p(x_k)}{p(x_k)} \end{bmatrix}_{k \times k} & \begin{bmatrix} 0 & 0 & \dots & 0 \\ 0 & 0 & \dots & 0 \\ \vdots & \vdots & & \vdots \\ 0 & 0 & \dots & 0 \end{bmatrix}_{kl \times kl} \\ \begin{bmatrix} 0 & 0 & \dots & 0 \\ 0 & 0 & \dots & 0 \\ \vdots & \vdots & & \vdots \\ 0 & 0 & \dots & 0 \end{bmatrix}_{kl \times k} & \begin{bmatrix} a_{11} & 0 & \dots & 0 \\ 0 & a_{12} & \dots & 0 \\ \vdots & \vdots & & \vdots \\ 0 & 0 & \dots & a_{kl} \end{bmatrix}_{kl \times kl} \end{bmatrix},
\end{aligned}$$

and $J_1(\mathbf{p}_0)^{-1} V_1(\mathbf{p}_0) J_1(\mathbf{p}_0)^{-1}$ is:

$$\begin{bmatrix} \begin{bmatrix} p(x_1)(1-p(x_1)) & -p(x_1)p(x_2) & \dots & -p(x_1)p(x_k) \\ -p(x_2)p(x_1) & p(x_2)(1-p(x_2)) & \dots & -p(x_2)p(x_k) \\ \vdots & \vdots & & \vdots \\ -p(x_k)p(x_1) & -p(x_k)p(x_2) & \dots & p(x_k)(1-p(x_k)) \end{bmatrix}_{k \times k} & \begin{bmatrix} 0 & 0 & \dots & 0 \\ 0 & 0 & \dots & 0 \\ \vdots & \vdots & & \vdots \\ 0 & 0 & \dots & 0 \end{bmatrix}_{kl \times kl} \\ \begin{bmatrix} 0 & 0 & \dots & 0 \\ 0 & 0 & \dots & 0 \\ \vdots & \vdots & & \vdots \\ 0 & 0 & \dots & 0 \end{bmatrix}_{kl \times k} & \begin{bmatrix} a_{11}b_{11}^2 & 0 & \dots & 0 \\ 0 & a_{12}b_{12}^2 & \dots & 0 \\ \vdots & \vdots & & \vdots \\ 0 & 0 & \dots & a_{kl}b_{kl}^2 \end{bmatrix}_{kl \times kl} \end{bmatrix},$$

with $a_{ij} = \frac{p(x_i)(1-p(y_j|x_i))}{p(y_j|x_i)}$ and $b_{ij} = \frac{p(y_j|x_i)}{p(x_i)}$.

By the marginal property of the multivariate normal distribution, we have the asymptotic normality covariance Σ_y of the estimator $\hat{q}_{y_j} = [\hat{p}(y_j|x_1), \dots, \hat{p}(y_j|x_k)]^T = [\frac{Z_{1j}}{Z_{1:}}, \dots, \frac{Z_{kj}}{Z_{k:}}]^T$

$$\Sigma_y = \text{Diag}[a_{1j}b_{1j}^2, \dots, a_{kj}b_{kj}^2] = \text{Diag}\left[\frac{p(y_j|x_1)(1-p(y_j|x_1))}{p(x_1)}, \dots, \frac{p(y_j|x_k)(1-p(y_j|x_k))}{p(x_k)}\right],$$

and the consistent estimator $\hat{\Sigma}_y$ can be obtained by replacing p with \hat{p} .

C Experiment

Table 2:

Method	Vancomycin→ WBC	Morphine→ WBC
Vanilla	1.12×10^{-6}	1.79×10^{-2}
Miao <i>et al.</i> [21]	0.63	0.00
Ours	0.02	0.92