

# Autumn: A Scalable Read Optimized LSM-tree based Key-Value Stores with Fast Point and Range Read Speed

Fuheng Zhao  
UC Santa Barbara  
fuheng\_zhao@ucsb.edu

Divyakant Agrawal  
UC Santa Barbara  
agrawal@cs.ucsb.edu

Leron Reznikov  
UC Santa Barbara  
lreznikov@ucsb.edu

Amr El Abbadi  
UC Santa Barbara  
amr@cs.ucsb.edu

## ABSTRACT

The Log Structured Merge Trees (LSM-tree) based key-value stores are widely used in many storage systems to support a variety of operations such as updates, point reads, and range reads. Traditionally, LSM-tree’s merge policy organizes data into multiple levels of exponentially increasing capacity to support high-speed writes. However, we contend that the traditional merge policies are not optimized for reads. In this work, we present Autumn, a scalable and read optimized LSM-tree based key-value stores with minimal range read cost. The key idea in improving the read performance is to dynamically adjust the capacity ratio between two adjacent levels as more data are stored. As a result, smaller levels gradually increase their capacities and merge more often. In particular, the point and range read cost improves from the previous best known  $O(\log N)$  complexity to  $O(\sqrt{\log N})$  in Autumn by applying the new novel *Garnering* merge policy. While *Garnering* merge policy optimizes for both point reads and range reads, it maintains high performance for updates. Moreover, to further improve the update costs, Autumn uses a small amount of bounded space of DRAM to pin/keep the first level of LSM-tree. We implemented Autumn on top of LevelDB and experimentally showcases the gain in performance for real world workloads.

## PVLDB Reference Format:

Fuheng Zhao, Leron Reznikov, Divyakant Agrawal, and Amr El Abbadi. Autumn: A Scalable Read Optimized LSM-tree based Key-Value Stores with Fast Point and Range Read Speed. PVLDB, 14(1): XXX-XXX, 2020. doi:XX.XX/XXX.XX

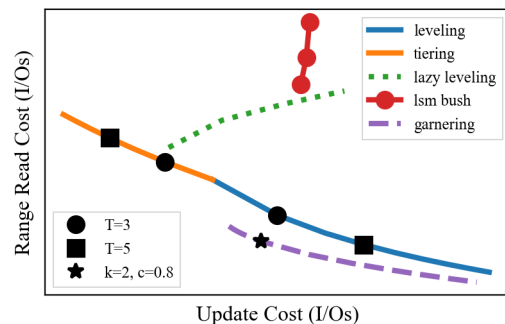
## PVLDB Artifact Availability:

The source code, data, and/or other artifacts have been made available at <https://github.com/ZhaoFuheng/leveldb/tree/autumn>.

## 1 INTRODUCTION

The Log Structured Merge Tree (LSM-tree) is a popular structure for the storage layer in modern key-value stores and large scale data systems. By design, LSM-tree offers consistently high write throughput by applying out-of-place updates. It buffers all updates

in main memory, stores the updates into a write-ahead log (WAL), and flushes all the buffered updates into disk as a sorted run when the buffer reaches its capacity. This process transfers random disk writes into sequential disk writes and significantly improves write performance. As a result, LSM-tree has become the cornerstone for industrial key-value store engines [11], including BigTable [10], Dynamo [23], HBase [27], Cassandra [37], RocksDB [25], and LevelDB [29]. In addition, LSM-tree-based storage is commonly found in graph processing [53], stream processing [13], Online Transactional Processing [46], and for supporting real-time fresh analytics in Hybrid Transactional-Analytical Processing (HTAP). Popular HTAP architectures, such as ByteHTAP [14] and TiDB [30], use two separate storage engines to process On-Line Transactional Processing (OLTP) and On-Line Analytical Processing (OLAP) workloads. In ByteHTAP [14], DMLs, DDLs, and simple queries are sent to its OLTP engine. Similarly, in TiDB [30], small range queries and point queries, can be sent to the TiKV storage engine [50], which is a LSM-tree based key-value storage engine with row-oriented layout to handle such workloads.



**Figure 1: A Log-Log Scale Trade-off curve between short range read cost and update cost for existing merge policies and our proposed Garnering policy.**

LSM-tree organizes data into different levels with increasing capacities and the last level stores the majority of the data. The merge policy in a LSM-tree explicitly defines when data should be moved across two adjacent levels. Many existing works have focused on minimizing space amplification [24], reducing the write amplification [19], and optimizing for point queries [18] by introducing new merge policies. The merge policy in LSM-tree implicitly

This work is licensed under the Creative Commons BY-NC-ND 4.0 International License. Visit <https://creativecommons.org/licenses/by-nc-nd/4.0/> to view a copy of this license. For any use beyond those covered by this license, obtain permission by emailing [info@vldb.org](mailto:info@vldb.org). Copyright is held by the owner/author(s). Publication rights licensed to the VLDB Endowment.

Proceedings of the VLDB Endowment, Vol. 14, No. 1 ISSN 2150-8097. doi:XX.XX/XXX.XX

defines the trade-off among the storage efficiency (i.e., with out-of-place updates obsolete data entries may be stored across different levels), I/O costs of updates, and the I/O costs of reads. Mainstream LSM-tree storage engines often use either *Tiering* or *Leveling* merge policies [25, 29, 37, 50]. On one hand, Tiering policy gradually sort-merge runs in a level and it is write optimized. On the other hand, Leveling policy actively sort-merge runs in a level and it is read optimized. However, we contend that existing designs are sub-optimal for range reads. In Figure 1, the x-axis is the update costs and the y-axis is the short range query costs. The top left corner can be represented as a append-only log, since it has the lowest possible update costs and worst possible range read costs (i.e., the entire log needs to be scanned to answer each range queries). The bottom right corner can be represented as one sorted run, since it has the lowest possible range read costs and the worst possible update costs (i.e., when a new key-value pair is received, it must be inserted into the sorted run in its appropriate sorted position.). We place Tiering, Leveling, and other existing merge policies on the range read costs vs update costs trade-off curve, and we find there exists a better range reads and updates trade-off curve in the design space. Therefore, we propose Autumn with Garnering policy to provide a more superior trade-off curve than existing solutions.

In addition to merge policy, existing solutions for optimizing read queries primarily use better caching strategy [56, 59] and probabilistic data sketches/filters [36, 45, 64, 65, 67], in which filters are stored in main memory to reduce disk I/Os by skipping sorted runs with no records inside the search key range. These approaches are orthogonal to our work. Moreover, range filters cannot improve range query performance when each sorted runs may contain some portions of the range query results and hence all runs need to be accessed. Also, range filters cannot offer both good range filter queries functionality and the desired low false positive rates on point filter queries at the same time. With a fixed filter memory budget, range filters have worse performance on point filter queries compared to the traditional point filter [7]. As a result, range filters cannot directly replace point filters in many LSM-tree storage engines when their workloads contain many point queries.

Unlike prior works, Autumn focus on improving both range queries and point queries at the same time with strong worst-case theoretical complexity guarantee while keeping updates scalable. Autumn uses the new Garnering policy to optimize range queries and achieve the best range query complexity among existing merge policies. Autumn also uses the bloom filter optimizations inspired from Monkey [17] to realize the state-of-the-art point queries performance. By offering low latencies for point and short range queries and scalable update costs, Autumn is well suited for the OLTP and HTAP workloads. Specifically, we propose Autumn, an LSM-based storage engine that is designed for optimizing reads in key-value stores with the following goals:

- **Performant Range Query.** Range reads are important for analytics and OLTP workloads. Autumn focuses on fundamentally improving the worst-case complexities for range reads by minimizing the number of disk access.
- **Fast Point Query.** Point queries are very common. When no probabilistic data structures are used to skip runs in point query, Autumn should also improve the worst-case point

query performance. In addition, probabilistic data structures play a significant role in improving point query performance. Like prior works, Autumn leverages and optimizes point filters stored in main memory to increase the performance of point query.

- **Scalability.** As more and more key-value pairs are stored, Autumn should scale up and provide better short range reads cost vs. updates cost in the trade-off curve, as shown in Figure 1.

In this paper, we propose the novel Autumn key-value store, which redesign the traditional LSM-tree data organization with the Garnering policy and focus on optimizing reads while keeping updates scalable. In summary, the main contributions in this paper are:

- (1) We introduce Autumn with the new Garnering merge policy to redesign the data organizations in LSM-tree. Among all existing merge policies, Garnering achieves the best range query cost, enhances the point query performance with no bloom filters, and maintains the state-of-the-art point query cost when bloom filters are used.
- (2) We further optimize Autumn’s write and update performance by pinning the first level of LSM-tree in main memory to avoid all merges at the first level without sacrificing read performance. This approach significantly reduce write amplification in Autumn. Since Autumn gradually increase the capacity of smaller levels as more data entries are stored, the write amplifications derived from the first level compactions consist a large fraction of the total cost. The amount of main memory required to pin the first level is small and in fact bounded in our implementation.
- (3) We apply the disk I/O cost model to provide thorough theoretical analysis on the complexities for range query, point query, write amplifications, and space amplifications. We find that Autumn provides a better trade-off in range queries and writes than existing solutions.
- (4) We conduct thorough experiments to demonstrate Autumn’s high performance in reads and scalability in writes and reads with levelDB default benchmarks [29] and Yahoo!’s YCSB benchmark to emulates real-world workloads [15].

The paper is organized as follows: Section 2 discusses the background information of the LSM-tree and gives an overview on existing merge policies and their characteristics. Section 3 introduce our proposed scalable and read optimized key-value store Autumn with the novel Garnering merge policy and we present detailed analysis of the complexity bounds for Autumn in space amplification, reads, and updates costs. Section 4 presents the experimental results of an evaluation conducted using YCSB benchmark. Section 5 introduces related works that are orthogonal to Autumn ranging from range filters to new hardware. Finally, Section 6 summarizes our contributions and concludes this work.

## 2 LSM-TREE BACKGROUND

In this section, we present background information on LSM-trees. O’Neil et al. [49] introduced the LSM-tree in 1996 to reduce random disk access during updates in database index structures by applying out-of-place updates. Prior to LSM-trees, out-of-place updates were

successfully supported in Differential Files, Postgres project, and Log-Structured File System [51, 52, 54] where large amounts of data were collected before writing the data to a file in a single large I/O. However, these approaches of sequentially writing data into an append-only log hurt query performance, and there is no principled cost analysis of trade-offs among writes, reads, and space utilization. In Table 1, we list the important symbols used to analyze LSM-trees in this paper.

LSM-trees provide a systematic methodology to analyze the trade-offs among writes, reads and space utilization. An LSM-tree physically stores data into  $L$  levels where level 0 resides in memory, and the other levels reside in persistent storage. The capacity of each level (the amount of data that can be stored at each level) increases exponentially. The capacity at level  $i$  is  $T$  times larger than the capacity at level  $i - 1$ , as shown in Equation 1.

$$C_i/C_{i-1} = T \quad (1)$$

In the original design [49], each level is structured as a  $B^+$ -Tree, and when level  $i$  reaches its capacity, the rolling merge policy moves a range of  $B^+$ -Tree leaf pages from level  $i$  to level  $i + 1$ . In modern LSM-trees, new updates are always stored in level 0 memory table (*memtable*), which is often implemented using skiplists to support both point and range reads. During updates, if a data entry with the same key is already stored, the new value will replace the old value, and if the key is deleted, the LSM-tree associates a tombstone with the key. When the memtable is full, it becomes immutable, and the data stored in memtable will be flushed as a sorted **run** stored in the static sorted table (SST) at level 1, which resides on disk. A run logically is a sorted array based on the key, and physically it consists of one or more SST files. When the data stored at level  $i$ ,  $N_i$ , reaches the capacity of level  $i$ ,  $C_i$ , data files at level  $i$  will be merged into level  $i + 1$  with a larger capacity. During the merge, entries with duplicate keys will store the newer value, and the older value will be discarded.

$N$	Data size
$B$	Memtable size
$L$	Number of layers in LSM-tree
$N_i$	Data size at level $i$
$C_i$	Capacity at level $i$
$T$	Size ratio in Leveling and Tiering policies
$k$	The base ratio used in planting policy
$c$	The scaling ratio used in planting policy.
$M_{filter}$	Memory budget for Bloom Filter

**Table 1: Table of symbols**

## 2.1 Concurrency Control and Recovery

Ensuring correctness for the storage engine with concurrent requests (reads and updates) and when the machine crashes is a strict requirement for usability. LSM-trees typically employ a multi-version concurrency control protocol instead of locking to avoid contention [44]. After a flush operation or a compaction, the files involved will have a new version, and old files with obsolete versions can be garbage-collected. A point and range query will first

retrieve a set of files with the newest version and use this set of files to return the desired and consistent result. Since all updates are first buffered in the main memory, the write-ahead log (WAL) is naturally used in LSM-trees to ensure durability in case of a machine failure. Also, there is a metadata log to store the state of the LSM-trees structure. During the recovery phase, the key-value store will then redo all committed transactions from the transaction log, and it can use the metadata log to recover all the files stored on the disk.

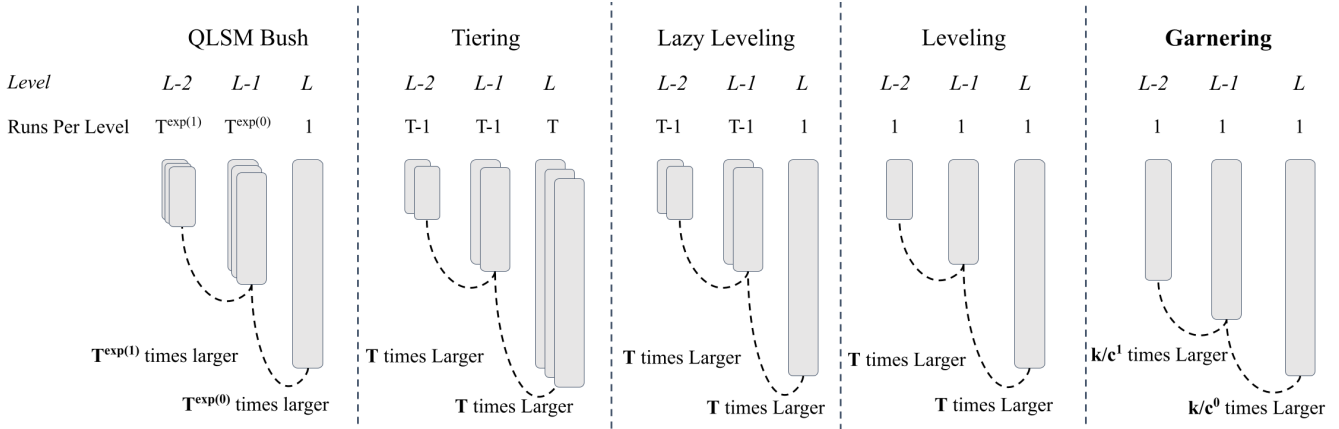
## 2.2 LSM-tree Amplification

**Write Amplification** Write Amplification represents the write cost, and it measures the amortized number of disk writes for adding a data entry into an LSM-tree. An LSM-tree organizes data into multiple levels. Smaller levels collect data and write the collection of data into larger levels in a single sizeable sequential I/O. As a result, data entries are written to storage multiple times as the LSM-tree grows. Repeated writes can negatively affect the lifespan of modern solid-state storage devices (SSDs) [38, 48]. Hence, high write amplification can wear out the device. As a result, researchers have studied and successfully developed different mechanisms such as separating key and value [43] and introducing a non-volatile memory layer between main memory and disk [32] to reduce the amount of write amplifications. To avoid write stalls caused by long merge operations at larger levels, many LSM-tree based key-value stores perform partial merges, which move the SST file (2-64 MB) between two adjacent levels instead of an entire sorted run. This mechanism tries to distribute the merging overheads over time and can negatively impact the worst-case update I/O cost of merging [22]. For better readability, we discuss merge operations as having the granularity of runs throughout the paper.

**Point Query Amplification** A point query finds the most recent version of a data entry by traversing all levels in the LSM-tree, and since the most up to date information is stored in the smaller levels, the query will terminate once it finds an entry with the matching key. A common practice to speed up point queries is to associate each sorted run with a **Bloom Filter** [7], which is stored in the main memory. A bloom filter is a space-efficient data sketch to answer membership queries. In addition, it guarantees no false negatives answers, i.e., a data entry is not stored in the data set if the membership query returns false, and it has small tunable false positive rates (FPR), i.e., a data entry may not be stored in the data set while the membership query returns true. The FPR depends on the number of bits used per each data entry, and using 10 bits per data entry sets the FPR around 1% [55], as expressed in Equation 2 where  $M_{filter}$  the filter memory size and  $N$  is number of data entries.

$$FPR = e^{-\ln(2)^2 M_{filter}/N} \quad (2)$$

**Range Query Amplifications** A range query finds the most recent version of all data entries from a starting target key until satisfying a specific condition, such as the iterator reaches the end key boundary or the keys returned from the iterator reaches the desired number. Unlike point queries that can return once the target key is found, range queries need to examine all levels to ensure that no keys within the target key range are missing. A merging iterator will collect the newest version of the relevant data entries



**Figure 2: An illustration of the last three largest levels with QLSM-Bush, Tiering, Lazy-Leveling, Leveling, and our proposed Garnering. The left is more write optimized. The right is more read optimized.**

in the target key range from iterators associated with each sorted run, and each sorted run’s iterator is responsible for reading the data entries until the ending criterion is met. A common practice to speed up the iterator seek time is to store **Fence Pointers** in main memory. Fence pointers store the first key of every block of every run in the main memory such that a relevant key range for a run can be located with one disk I/O.

**Space Amplification** Since the LSM-tree uses the out-of-place updates, obsolete data entries are stored on disk and amplify the total storage. Hence, an LSM-tree requires larger storage space than the logical data sizes. Space Amplification is represented as the ratio between the physical storage size and the logical storage size. Traditionally, space amplification raises little concern due to the affordability of storage devices. In the era of cloud-native databases, space amplification can increase the operational cost. To present the full metrics in the design space, we also aim to keep space amplification small.

### 2.3 Merge Policies

The merge policies determine when data should be merged between two adjacent levels in LSM-tree. Moreover, the merge policies have a direct impact on point query cost, range query cost, write cost, and space amplification. There is an inherent trade-off among these metrics.

**2.3.1 Leveling and Tiering.** Figure 2 illustrates the state-of-the-art merge policies. Both Leveling and Tiering merge policies exponentially increase level capacities from small levels to large levels in which two adjacent levels’ capacity differs by a constant factor of  $T$  (a tunable knob) and  $T > 1$ .

**Number of levels.** In traditional policies: Since the capacity of the level grows exponentially, the last level has a capacity of  $BT^L$ , where  $B$  is the memtable size and  $L$  is the total number of levels. The sum of data stored at all levels besides the last level is approximately equal to the data stored at the last level, and the amount of data stored at the last level is  $N \frac{T-1}{T}$ , where  $N$  is the size of the data stored in the LSM Tree. Hence, by solving the equation  $BT^L = N \frac{T-1}{T}$  for  $L$ , the number of levels can be calculated as  $O(\log_T(N/B))$ , as shown

in 3.

$$L = O(\log_T(\frac{N}{B} \cdot \frac{T-1}{T})) \quad (3)$$

In the **Leveling** merge policy [25, 29], there is at most one sorted run for each level. Merge is triggered immediately as the new run arrives. When level  $l$  reaches its capacity  $C_l$ , the  $l$ ’s sorted run will go through a compaction such that  $l$ ’s run will be sort-merged with  $l+1$ ’s run. As a result, this design requires data to be merged on average  $O(T)$  times within each level before the level’s capacity is reached. The write amplification can be derived as  $O(T \cdot L)$ . For range queries, all runs need to be accessed. Since there is one run per level, the range query cost is  $O(L)$  disk I/O. The worst-case point read query cost happens when the target key is not stored. Therefore, in the worst case all runs need be accessed and the cost becomes  $O(L)$  disk I/O. With a bloom filter attached on each run, the number of disk I/O cost is the sum of all false positive rates across all bloom filters. Assuming all bloom filters use the same number of bits per data entry, then the worst-case point read query cost becomes  $O(L \cdot e^{-M_{filter}/N})$ .

In the **Tiering** merge policy [37], each level can store at most  $T$  sorted runs. When level  $l$  becomes full,  $T$  runs will be sort-merged and then stored as a new sorted run at level  $l+1$ . As a result, this design only merges one time at each level before the level’s capacity is reached, and the write amplification is  $O(L)$ . All runs need to be accessed for range query, and hence the cost is  $O(T \cdot L)$  disk I/O. For the worst-case point read query cost, the point read cost is  $O(T \cdot L)$  disk I/O assuming no bloom filters are used. If all bloom filters use the same amount of bits, the worst-case point read cost becomes  $O(T \cdot L \cdot e^{-M_{filter}/N})$ , since there are  $T$  bloom filters for each level. On the one hand, the Leveling policy actively sort-merge runs to reduce the total number of runs and is more read optimized; On the other hand, the Tiering policy passively sort-merge runs to reduce the update cost.

**Bloom Filter Optimization.** The LSM-tree implementations in industry have traditionally set the FPR uniformly across all levels, setting  $O(\ln(1/\epsilon))$  bits per data entry at all levels. As a result, larger sorted runs need exponentially more filter memory budget to save one disk I/O, as Fence Pointers can locate the data block. For point

Policy	Range Query	Point Query w/o Filter	Point Query w/ Filter	Write	Space
QLSM Bush	$O(\sqrt{T \cdot \frac{N}{B}})$	$O(\sqrt{T \cdot \frac{N}{B}})$	$O(T \cdot e^{-\frac{M_{filter}}{N}})$	$O(1 + \log_2(\log_T(\frac{N}{B})))$	$O(1)$
Tiering	$O(T \cdot \log_T(\frac{N}{B}))$	$O(T \cdot \log_T(\frac{N}{B}))$	$O(T \cdot e^{-\frac{M_{filter}}{N}})$	$O(\frac{\log_T(\frac{N}{B})}{B})$	$O(T)$
Lazy-Leveling	$O(1 + T \cdot \log_T(\frac{N}{B}))$	$O(1 + T \cdot \log_T(\frac{N}{B}))$	$O(e^{-\frac{M_{filter}}{N}})$	$O(T + \frac{\log_T(\frac{N}{B})}{B})$	$O(\frac{T+1}{T})$
Leveling	$O(\log_T(\frac{N}{B}))$	$O(\log_T(\frac{N}{B}))$	$O(e^{-\frac{M_{filter}}{N}})$	$O(T \cdot \frac{\log_T(\frac{N}{B})}{B})$	$O(\frac{T+1}{T})$
Garnering (Ours)	$O(\sqrt{-\log_c(\frac{N}{B \cdot k})})$ , $c \in (.5, 1)$	$O(\sqrt{-\log_c(\frac{N}{B \cdot k})})$	$O(e^{-\frac{M_{filter}}{N}})$	$O(k/c \sqrt{-\log_c(\frac{N}{B \cdot k})})$	$O(\frac{k+1}{k})$

Table 2: Complexity Analysis among existing policies and Garnering.

queries, the worst-case disk I/O is the sum of all FPR from all runs in which the target query key is not stored in the database. Monkey [17] proposes a better approach by decreasing the FPR rates at smaller levels. The central intuition is that the cost of accessing the disk in each level is the same. Thus minimizing the FPRs at smaller levels is much more memory budget efficient as they have exponentially fewer data entries and require smaller filter memories to achieve low FPRs compared to larger levels. As a result, this design improves the worst-case point read query complexity by a factor of  $L$ . With the bloom filter optimization, the worst-case point read query cost becomes  $O(e^{-\frac{M_{filter}}{N}})$  and  $O(T \cdot e^{-\frac{M_{filter}}{N}})$  for Leveling and Tiering respectively, which are independent of the number of levels and only depends on the filter memory budget ( $M_{filter}$ ).

**2.3.2 Other Merge Policies.** A series of works [18, 19] focused on proposing new merge policies to achieve better point query cost and write costs trade-off. However, these policies are not fully read optimized as they fail to lower the range read and write cost trade offs, as shown in Figure 1. In particular, Lazy-Leveling [18] takes inspiration from both Leveling and Tiering. It keeps the last level as one sorted run and all other levels as  $T$  sorted runs. As a result, the write amplification becomes  $O(T + \frac{\log_T(N/B)}{B})$  and range read cost is  $O(1 + T \cdot \log_T(N/B))$ . QLSM Bush [19] achieves the best write amplification  $O(1 + \log_2(\log_T(N/B)))$  while sacrificing range reads. As shown in Figure 2, QLSM Bush organizes the data with doubly exponential more runs at smaller levels to achieve very low write amplifications. As a result, the range read cost becomes  $O(\sqrt{T \cdot N/B})$  in which the smallest level contains roughly  $O(\sqrt{T \cdot N/B})$  sorted runs. With bloom filter optimizations, Lazy-Leveling and QLSM Bush reduce the point query cost to  $O(e^{-\frac{M_{filter}}{N}})$  and  $O(T \cdot e^{-\frac{M_{filter}}{N}})$  respectively. However, these new merge policies are not scalable in terms of range query cost and write cost. In contrast, Autumn focuses on optimizing for both point and range queries. By introducing **Garnering** merge policy, Autumn matches the best point query cost by applying bloom filter optimizations and provides the best worst-case range query cost simultaneously, while maintains scalable write costs. In the next section, we describe the new Garnering policy and the architecture of Autumn in more detail. Table 2 shows the trade-offs among different policies.

### 3 AUTUMN

In this section, we introduce Autumn a new design for LSM-tree with Garnering Merge Policy that optimizes for both point and range queries and offers better trade-offs between range read amplification and write amplification in this new design space.

#### 3.1 A New Design

In Autumn, we rethink the data organization in LSM-tree and propose a new merge policy, Garnering. We aim to fundamentally improve the worst-case point and range read complexity while keeping high write performance. When bloom filters are applied, prior study has improved point reads efficiency by tuning the bloom filter memory budget at each level to minimize the worst-case false positive rate [17]. In addition, a large number of works have aimed to reduce write amplification [19, 43, 61]. However, optimizing the cost for point and range reads remains to be a challenge. Our design is focused on optimizing for both range queries, and also for point queries when with and without bloom filters, while offering high throughput for updates. Our main intuition is that to improve range query efficiency, we need to decrease the number of levels more aggressively as the database size grows. In addition, to make sure the design is scalable, the write amplification needs to have sub-linear complexity as a function of  $N$ .

**Garnering High-Level Design.** Instead of exponentially incrementing each level’s capacity with the constant factor  $T$ , Garnering flattens the LSM-tree by only fixing the capacity ratio difference between the last level  $L$  and level  $L - 1$  to a constant factor  $k$  and increasing the ratio difference between smaller levels with a scaling factor  $c$  (in between 0.5 and 1), as shown in Equation 4. In essence, the capacity ratio difference between two adjacent layers dynamically changes when more data are stored.

$$C_i/C_{i-1} = k/c^{L-i} \quad (4)$$

The capacity at level  $i$  follows Equation 5. Once data stored in level  $i$  reaches its capacity, files from level  $i$  will be merged into level  $i + 1$ . As a result, when the data storage grows, the smaller levels will have a larger capacity compared to the traditional data organization.

$$C_i = k^i / c^{(2L-1-i)i/2} \cdot B \quad (5)$$

**Delayed Last Level Compaction.** Traditionally, the capacity of each level does not change as more data are stored and has no dependency on the number of levels. However, in our new Garnering policy, we gradually increment the capacity of smaller levels as

more data are stored. As a result, the capacity of each level depends on the total number of levels. Usually, when the last level  $l$  is full, a new level  $l + 1$  should be created. Since in Garnering, the capacities of levels increase when a new level is created, the compaction of level  $l$  is not necessary, as the new capacity at level  $l$  with respect to the total number of levels  $l + 1$  is strictly larger than the data stored, i.e.,  $C_l > N_l$  after a new level is created. Therefore, when the last level is full and a new level needs to be created, we only increment the total number of levels by one and then delay the compaction to the next cycle. In this approach, we avoid performing unnecessary last level compactions and improve write performance.

**Space Amplification.** Recall that space amplification is defined as the ratio between the physical storage size with the logical storage size, and smaller space amplification translate to better efficiency in term of disk storage. Since each level only contains one sorted run, in the worst case scenario, all entries stored in level 1 to level  $L - 1$  are all updates to existing data entries stored in level  $L$ . To analyze the worst case complexity bound of space amplification, we first observe that the sum of all the data stored in level 1 to level  $L - 1$  is dominated by the capacity at level  $L - 1$ , i.e.,  $C_{L-1}$ . We also know that the last level  $L$  is  $k$  times larger than level  $L - 1$ . Hence, in the worst case scenario,  $O(1/k)$  of entries in the last level are obsolete. Hence, the space amplification is  $O(\frac{k+1}{k})$ .

In the analysis, we assume all levels are filled to their capacity. In fact, when the last level is not filled to its capacity, the space amplification may be larger. As a result, to minimize space amplification, LSM-tree based key-value stores often dynamically adjust the capacity of smaller levels based on the amount of data stored on the last level (enforcing the last level to be full) such that the data stored in level 1 to level  $L - 1$  is a small fraction of the data stored in the last level [22, 24].

**Number of Levels in Garnering.** Since the capacity is modeled in Equation 4, the capacity at the last level is  $k^L / c^{L(L+1)/2} \cdot B$ . Since the capacity of the last level,  $L$  is  $k$  times larger than the capacity of level  $L - 1$ , the approximate data size at the last level is  $N \cdot \frac{k-1}{k}$ . Hence, by solving the equation  $k^L / c^{L(L+1)/2} \cdot B = N \cdot \frac{k-1}{k}$

for  $L$ , we obtain the number of levels as  $O(\sqrt{-\log_c(\frac{N}{B \cdot k})})$ , as shown in Equation 6. Since  $c$  is between 0.5 and 1,  $\log_c$  of a positive real number yields a negative value.<sup>1</sup>

$$L = O(\sqrt{\log_c(k) - \log_c(\frac{N}{B} \cdot \frac{k-1}{k})} - 2\log_{1/c}(k)) \quad (6)$$

$$L = O(\sqrt{-\log_c(\frac{N}{B \cdot k})})$$

**Point Query.** On one hand, when bloom filters are not stored in the Autumn, the worst-case point read cost becomes  $O(L)$ . For instance, when the target key is not stored in the storage engine, all levels must be examined before returning the answer (key is not found). Garnering reduces the number of levels and thus enhances the performance of point query to  $O(\sqrt{\log N})$  complexity. On the other hand, bloom filters may speed up point query performance, allowing runs without the target key to be skipped. Disk I/Os are saved at some moderate main memory space cost in which the filters require about 2 to 10 bits per data entry.

<sup>1</sup>Note,  $-\log_c(x) = \ln(x) / -\ln(c) = \ln(x) / \ln(1/c) = \log_{1/c}(x)$ .

**Bloom Filters Optimization.** We showcase how Garnering achieves the same worst case point query complexity as the complexity in Leveling by fine-tuning the bloom filters memory budget across different levels. The method to derive the optimal bloom filter memory allocations is inspired by Monkey [17].

The expected number of probes wasted by a zero-result lookup is the summation of FPRs from all Bloom filters. In Garnering, each level contains one sorted run. The point read cost  $R$  can be calculated using Equation 7, where it sums all the FPRs from level 1 to level  $L$ .

$$R = \sum_{i=1}^L p_i \quad (7)$$

where  $p_i$  is the false positive rate for the bloom filter at level  $i$  and  $p_i$  is between 0 and 1.

Then, we can calculate the total filter memory by summing each level's filter memory. Based on Equation 2, we can rearrange the terms such that the filter memory needed for level  $i$  is determined by  $p_i$  and  $N_i$ . The necessary filter memory for level  $i$  is  $M_i = -N_i \frac{\ln(p_i)}{\ln(2)^2}$ . Here, we assume the LSM-tree adopts the optimization which determines capacity based on the data size stored at level  $L$ , and hence we can apply Equation 4 to apply the ratio factor at smaller levels. As a result, the total filter memory size is shown in Equation 8.

$$M_{filter} = -\frac{N}{\ln(2)^2} \cdot \frac{k-1}{k} \sum_{i=1}^L \ln(p_i) \frac{c^{(L-i)(L-i-1)/2}}{k^{L-i}} \quad (8)$$

Then, we can formulate the optimal bloom filters memory allocations into an optimization problem. The goal is to minimize the read cost  $R$ , which is the sum of FPRs across all levels as shown in Equation 7, given the total memory budget  $M_{filter}$ , as shown in Equation 8. Given the equality constraint, we apply the commonly used Lagrange approach [6] to minimize the cost. By taking the partial derivative of the Lagrangian expression with respect to  $\{p_1, p_2, \dots, p_L\}$  and setting the derivatives to zero, we write the best FPRs for each level as a function of  $p_L$ , as shown in Equation 9.

$$p_{L-i} = p_L \cdot \frac{c^{i(i-1)/2}}{k^i} \quad (9)$$

Each FPRs in the read cost  $R$  can be rewritten by plugging in Equation 9, such that

$$R = p_L + p_L \cdot \frac{c^0}{k} + p_L \cdot \frac{c^{0+1}}{k^2} + p_L \cdot \frac{c^{0+1+2}}{k^3} + \dots$$

By closely examining the new expression above for the read cost, we observe that if the numerator is always 1, then this is a geometric series. Here, the numerator is some power of  $c$ . Since  $c$  is a small constant in between .5 and 1, this series actually converges much faster than a geometric sequence and as  $L$  grows, the read cost quickly converges to  $R = O(p_L)$ .

Therefore, given a desired read cost, we can derive the optimal false positive rates as shown in Equation 10.

$$p_i = O(R \cdot \frac{c^{(L-i)(L-i-1)/2}}{k^{L-i}}) \quad (10)$$

**Filter Memory Budget.** Assuming the filter memory budget is fixed, then as the amount of data grows, the FPRs increase since a filter's FPR has a linear dependence on  $M_{filter}/N$ . Eventually, level

$L$ 's false positive rate will converge to one. Therefore, it is useful to analyze the ratio of bits per data entry,  $M_{filter}/N$ , such that the read cost  $R = O(1)$  and hence the last level false positive rate can be set to one. Plugging in  $p_i$  with the optimized allocation in Equation 9 into Equation 8, we can obtain a closed form solution by taking the dominating terms in the summation of  $\sum_{i=1}^L \ln(p_i) \frac{c^{(L-i)(L-i-1)/2}}{k^{L-i}}$  such that

$$\frac{M_{filter}}{N} \approx \frac{-1}{\ln(2)^2} \left( \frac{1}{k} \ln\left(\frac{1}{k} p_l\right) + \frac{c}{k^2} \ln\left(\frac{c}{k^2} p_l\right) \right)$$

Setting  $p_l$  to one and the partial derivative to zero, we can find the above function has a maxima at 1.52 bits per entry. With the bloom filter optimization, the required memory budget to achieve  $O(1)$  zero-look up complexity is very affordable. In industry, a standard LSM-tree key-value storage engine typically uses 10 bits per data entry such that the FRPs are all lower than one. When the memory budget is constrained, such as on mobile or IoT devices, the read point query becomes much faster with the bloom filter optimization compared to allocating fixed number of bits per entry uniformly across all levels.

**CPU Optimization.** Each run is associated with a bloom filter stored in the main memory (DRAM) to reduce the disk I/O. Researchers have observed that the improvement in computational power has slowed down [57], and, as a result, the filter CPU costs may become a new bottleneck in the future [20, 21, 70]. Instead of designing new filters to minimize the CPU cost, Autumn directly reduces the CPU cost by storing fewer bloom filters in memory, as the number of runs decreases from  $O(\log N)$  to  $O(\sqrt{\log N})$  (recall there is one run per level). Hence, while the worst case point read complexity in term of the numbers of disk I/Os are the same between Leveling and Garnering, Garnering has a lower CPU cost and performs better than Leveling which is also demonstrated in the experiments.

**Range Reads Cost.** Autumn focuses on optimizing both point reads and range reads. Range reads can be classified into two categories: i) Short Range Reads and ii) Long Range Reads. A short range reads implies data entries within the target key range are, on average, stored in one data block on disk for each run. Hence, each run has one potential data block that needs to be examined for short range reads. As a result, Garnering improves the short range reads complexity from  $O(\log N)$  in Leveling to  $O(\sqrt{\log N})$  since the number of levels with Garnering is less than that of Leveling.

A long range reads implies that data entries within the target key range are, on average, stored in multiple data blocks for each run. Hence, the long range reads have two sources of disk I/Os from each run. One involves seeking to the initial position, which is one disk I/O, and then reading consecutive blocks till the ending boundary is reached. While the number of consecutive blocks depends on the users' query, Garnering reduces the number of seeks that need to be performed.

**Write Amplification.** Recall that the write amplification is the average number of disk writes for each data entry in the LSM-tree. We observe that the data entries in level  $L$  need to be compacted on average  $k$  times since level  $L$  is  $k$  times larger than level  $L-1$ . Similarly, level  $L_{L-i}$  needs to be compacted on average  $k/c^i$  times. As a result, the number of merge operations in level 1 dominates

the write amplification, and the overall number of compaction per data entry is, therefore,  $O(k/c \sqrt{\log_{1/c}(\frac{N}{Bk})})$ .

**Analyzing Write Amplification Complexity.** Write Amplification is crucial for scaling the storage engine and in this subsection we demonstrate why Garnering is scalable for write. At a first glance at  $O(k/c \sqrt{\log_{1/c}(\frac{N}{Bk})})$ , the  $O(1/c \sqrt{\log_{1/c}(N/\frac{N}{Bk})})$  term may seem large. However, if we closely examine this complexity bound, then we can observe that  $O(1/c \sqrt{\log_{1/c}(\frac{N}{Bk})})$  is actually sub-linear to  $\frac{N}{Bk}$ . We observe that  $O((\frac{N}{Bk})^{1/x})$  for any constant  $x$  is equivalent to  $O(1/c^{\frac{1}{x} \log_{1/c}(\frac{N}{Bk})})$ . As an example,  $O(\sqrt{\frac{N}{Bk}})$  is equivalent to  $O(1/c^{\frac{1}{2} \log_{1/c}(\frac{N}{Bk})})$ . Since these complexities share the same base  $(1/c)$ , we can simply compare the exponent. Garnering's  $O(k/c \sqrt{\log_{1/c}(\frac{N}{Bk})})$  exponent with respect to the base  $1/c$  is  $\sqrt{\log_{1/c}(\frac{N}{Bk})}$ , while for  $O((\frac{N}{Bk})^{1/x})$ , its exponent with respect to the base  $1/c$  is  $\frac{1}{x} \log_{1/c}(\frac{N}{Bk})$ . It is clear that the complexity of  $O(k/c \sqrt{\log_{1/c}(\frac{N}{Bk})})$  is sublinear and it is less than  $O((\frac{N}{Bk})^{1/x})$  for any constant  $x$ . Therefore, we conclude that Autumn with our proposed Garnering policy is scalable for updates.

### 3.2 Further Improvement in Performance

While Garnering can offer a better trade-off in write and range read costs, the improvement may be marginal. The reason is that the first level of Autumn frequently compacts as the data size increases, and the compaction costs in the first level dominate the overall write costs. However, the first level only contains a small percentage of all stored data. For instance, assuming Garnering with  $c = 0.8$ ,  $k = 2$ , and six levels, the first level consists of 0.18% of total data, and the write amplification from the first level consists of 30% of the total write costs. In contrast, the traditional merge policies such as Leveling and Tiering spend the same amount of write amplification at each level and the write costs distributed uniformly across all levels. This observation motivated us to further improve the overall performance of Autumn with Garnering policy, by pinning the first level in the main memory. Because of the uneven distribution of write costs and data sizes in Garnering, Autumn caches the data stored in the first level of its LSM-tree in main memory to significantly reduce write amplifications, while only a tiny amount of data is pinned in the main memory. In Autumn, there are multiple sorted runs at the first level. As the immutable memtable flush to the first level, the data is stored on disk for durability and there is no internal compaction within the first level. Since all data entries at the first level are now stored in the main memory, the point and range reads can now directly read the cached data for the first level without any disk I/O cost. For data stored at other levels, the point and range read still need to examine and retrieve target data entries from disk. Hence, all the analysis from the previous section holds.

Prior research [32, 61] proposed pinning the first few levels in non-volatile memory to improve the write performance. These works pin a significant portion of data stored in non-volatile memory (NVM). For instance, Pink [32] pins the first three levels of an LSM-tree in NVM and also stores hundreds of megabytes in DRAM



for level lists which helps locating the meta data blocks. In contrast, Autumn pins at most 48 MB in the main memory for the files in the first LSM-tree level. The experimental section describes the implementation details (Section 4). Moreover, demonstrating how Garnering improves the performance of LSM-trees in multi-tier storage (e.g., DRAM, NVM, SSD) or helps reduce the costs in streaming database <sup>2</sup> (e.g., local drive, Distributed File System, Amazon Simple Storage) is beyond the scope of this paper. In this paper, we assume data are always stored on disk, and there are unconsumed main memory that can be further utilized to improve performance.

## 4 EXPERIMENTS

In this section, we present experimental results and showcase that Autumn is optimized for reads and remains scalable in write.

### 4.1 Implementation Details

We build Autumn on top of LevelDB [29] by forking the most recent 1.23 version. To incorporate how Garnering modifies the level capacity as the stored data increases, Autumn modifies the *MaxBytesForLevel* function, stores the *max\_level\_in\_use\_*, and attaches the level information on each file to calculate the level capacity according to Equation 5. Note Autumn has the same capacity ratio as LevelDB (with Leveling merge policy) when  $k$  sets to  $T$  and  $c$  sets to one. Hence, Autumn, setting  $c$  set to one, recovers all properties of LevelDB. In addition, to observe the full effect of changing the capacity ratio across levels, we disabled the seek compaction optimization. The seek compaction tries to follow the workload pattern and merge files with higher traffics more often to improve read performance. In fact, RocksDB [25], also built on top of LevelDB, disabled this optimization in 2014 due to its complexity in the critical code path <sup>3</sup>.

In Section 3.2, we discussed the motivation and the approach we took in Autumn to further improve the performance by pinning the first level in the main memory. LevelDB, by default, does not have internal compaction for the first level, and also, the compaction trigger for the first level to the second level is not by capacity but rather by the number of runs stored. Moreover, there is a *StopWritesTrigger* knob (set to 12 by default) which stops all write when the number of files in the first level exceeds *StopWritesTrigger*. Therefore, we leverage this knob to cap the amount of main memory used for cache data entries stored in the first level. Let the memtable size be set to 4 MB and *StopWritesTrigger* set to 12; the total number of main memory used for pinning the first level is at most  $12 \cdot 4 \text{ MB} = 48 \text{ MB}$ . In addition, all reads will not touch the first level runs stored on disk, and instead, they will use the first level data entries stored in main memory. To perform fair comparisons in all experiments, both Autumn and LevelDB will use this optimization and share the same configurations except for  $c$ ,  $k$ , and  $T$  parameters, as  $c$ ,  $k$ , and  $T$  define the difference between our new capacity ratio assignment and the traditional approach.

### 4.2 Micro Benchmarks

To compare and contrast Autumn with LevelDB, we first conduct small-scale micro benchmarks with the default benchmark tool provided in LevelDB, *db\_bench*. For *db\_bench*, we disabled the compression to better understand and analyze the performance. Throughout this micro benchmark, we set the default policy parameters  $T = 2$  for LevelDB and  $c = 0.8$   $k = 2$  for Autumn. We vary the value size among 50 bytes (Zippy, UP2X), 100 bytes (UDB, VAR), and 200 bytes (APP, ETC), as these value sizes reflect the average value size of different data workloads in Facebook’s production systems [3, 8]. For all other knobs, we apply the default setting in the original *db\_bench*, including no block buffer cache and no bloom filters. Without in-memory block cache and bloom filters, we better compare the worst-case performance of Autumn and LevelDB. Hence, we omit the bloom filter optimization in this micro benchmark, and in later sections, we showcase the benefit of bloom optimization (Section 3) in large-scale experiments.

In addition, we use six different operations <sup>4</sup> in the micro benchmarks:

- *FillSeq*: Write two million data entries and entries’ keys are in sequential order.
- *FillRandom*: Write two million data entries and entries’ keys are in random order.
- *ReadRandom*: Perform one million random point queries.
- *SeekRandom*: Perform one million random seeks.
- *SeekRandomNext10*: Perform one million random small range queries.
- *SeekRandomNext100*: Perform one million random long range queries.

*FillSeq* and *FillRandom* write to two different database instances. The *ReadRandom*, *SeekRandom*, *SeekRandomNext10*, and *SeekRandomNext100* operations are performed immediately after *FillRandom* in the listed order.

**Micro Benchmarks Running Environment.** The micro bench experiments are run on a MacBook Pro (2017) with macOS Big Sur 11.7 operating system, 2.9 GHz Intel Core i7, and APPLE SSD SM0512L.

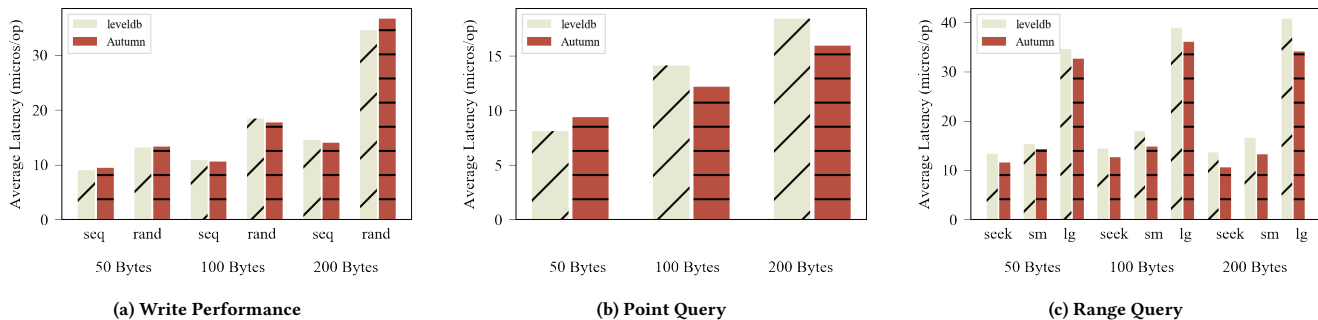
**Write Performance.** The write performance is measured from two operations, *FillSeq* and *FillRandom*, each containing two million data entries in sequential and uniformly random order. We use average latency per operation as the metric and lower latency indicates better performance. As shown in Figure 3 (a), Autumn and LevelDB have lower latency when writing sequentially than uniformly random. They also share the similarity of having higher write latency as the value size increase, in which more bytes need to be written. In general, Autumn and LevelDB share similar latency among different value sizes and write patterns. In sequential writes, Autumn often has a slight advantage over LevelDB. Autumn sometimes performs slightly worse in random writes than LevelDB for large value sizes. For instance, with the value size of 200 bytes, Autumn *FillSeq* average latency is 14.021 microseconds per operation and LevelDB *FillSeq* average latency is 14.577 microseconds per operation. On the other hand, Autumn *FillRandom*’s average

<sup>2</sup><https://www.risingwave.dev/docs/current/data-persistence/>

<sup>3</sup><https://github.com/facebook/rocksdb/blob/main/HISTORY.md>

<sup>4</sup>We added the new *SeekRandomNextN* method in the micro benchmark. In *SeekRandomNextN*, the iterator first randomly seeks to a desired key, and then the iterator performs the next operation  $N$  times while the iterator is valid.





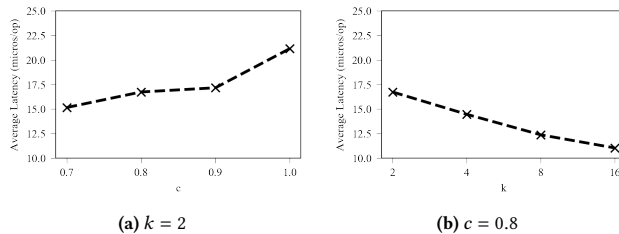
**Figure 3: The evaluation results between LevelDB ( $T = 2$ ) and Autumn ( $c = .8$   $k = 2$ ) with six different operations using db\_bench micro benchmark.**

latency is 36.677 microseconds per operation, and LevelDB FillRandom average latency is 34.545 microseconds per operation. This observation is due to Autumn gradually increasing the capacity of smaller levels. It implies that there are more small compactions happening at smaller levels and fewer large compactions happening at larger levels. In sequential writes, the runs' key boundaries have no overlaps, which minimizes the cost of compactions of small levels' compaction and LevelDB spends more time compacting large levels compared to Autumn; however, in random writes, runs' key boundaries are overlapped, and more compactions in small levels take a large portion of the overall compaction costs which also leads to slightly worse performance.

**Point Query.** The point query performance is measured from ReadRandom operations which read over one million random keys, and these operations are performed immediately after FillRandom. We use average latency per operation as the metric, and lower latency is more desirable. Recall we apply the default setting in db\_bench in which the runs are not attached to the bloom filters. As shown in Figure 3 (b), Autumn performance is better than LevelDB when the value size sets to 100 bytes and 200 bytes. For instance, with the value size of 100 bytes, Autumn's random read average latency is 12.192 microseconds per operation, and LevelDB's random read average latency is 14.138 microseconds per operation. When runs have no bloom filter, the point read latency becomes proportional to the number of levels. Since Autumn, by design, reduce the total number of levels, Autumn outperforms LevelDB. We also observe that with the value size of 50 bytes, Autumn performs slightly worse than LevelDB. With a small value size, the data stored are small (around 100 MB), and the number of levels between Autumn and LevelDB is similar. Autumn has more background compactions running than LevelDB during the point read phase, and the compactions may interfere with the random point read latency.

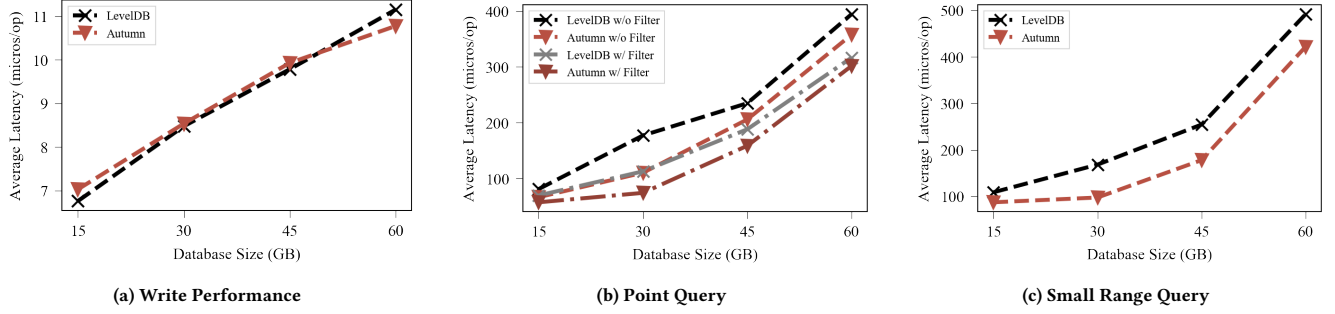
**Range Query.** The range query performance is measured from three operations, namely: Seek, SeekAndNext10, and SeekAndNext100. Similarly to previous metrics, we use average latency per operation to measure the performance, and the lower y-axis is better. As shown in Figure 3 (c), Autumn performance is better than LevelDB across all value sizes and for all three operations.

Among the three operations, the seek operation has the best performance improvement. For example, with the value size of 200 bytes, Autumn's seek improves by 21.95% compared to the LevelDB seek performance. As the number of next operations increases, the improvement slightly decreases, which is due to more data need to be fetched and a longer range read may touch more files per level. Hence, when the value size sets to 200 bytes, the small range read improves by 19.96%, and the long range read improves by 16.37%.



**Figure 4: The effect of  $c$  and  $k$  on small range query.**

**4.2.1 Range Query Sensitivity to  $c$  and  $k$ .** There are two parameters  $c$  and  $k$  in Garnering policy.  $c$  controls how gradually the small levels expand as more data are stored, and  $k$  determines the capacity ratio between the last two levels. In this section, we explore the effect of varying either  $c$  or  $k$  while holding the other constant on small range query performance. For this analysis, Autumn uses FillRandom to write one GB of key-value pairs, each with a value size of 100 bytes. In Figure 4 (a), we set  $k$  to two and vary  $c$  from 0.7 to 1 (when  $c$  is set to one, Garnering is equivalent to the Leveling policy). Similarly, in Figure 4 (b), we keep  $c$  to 0.8 and vary  $k$  from 2 to 16. The x-axis is either  $c$  or  $k$ , and the y-axis is the average latency per operation. Lower average latency indicates better performance. Recall that the number of levels in Garnering is  $O(\sqrt{-\log_c(\frac{N}{B \cdot k})})$  and the small range query performance is proportional to the number of levels. As expected, when  $c$  increases, the number of levels increases; hence the small range query performance decreases. In addition, when  $k$  increases, the number of levels decreases, and therefore the small range query performance increases. Moreover, because there is a



**Figure 5: Performance on `db_bench` Macro Benchmarks with Varying Database Size and Different Operations. The Performance is Measured in Average Latency.**

square root outside of the  $polylog(N, c, k)$ , the sensitivity of  $c$  and  $k$  on range query performance is reduced and the curves in Figure 4 are gradual.

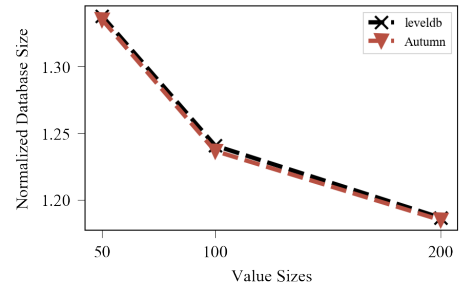
### 4.3 Macro Benchmark

In this section, we compare Autumn and LevelDB performance with large-scale data. We use tools: `db_bench` and YCSB benchmark. We use `db_bench` to analyze the performance of Autumn and LevelDB when large amount of data are loaded. Then, we apply the YCSB benchmark [15] (Yahoo! Cloud Serving Benchmark), which is a widely used macro-benchmark suite to study key-value store performance. to further compare the performance between Autumn and LevelDB on real-world workload traffic.

**Macro Benchmarks Running Environment.** The macro benchmark experiments require more disk storage space and are run on an AWS EC2 *i3en.xlarge* instance, which has roughly 2.3 TB storage space with NVMe SSD and the instance installed Amazon Linux platform.

**`db_bench` macro benchmark.** Similar to the micro benchmark, Autumn and LevelDB each create four data storage instances with 15, 30, 45, and 60 GB using *Filrandom* operations (keys are uniformly random). The key is 16 bytes, and the value is 100 bytes. After all data entries are written, we collect the average latency for write, point read with and without bloom filters (setting the number of bits per data entry to two and applying bloom filter optimization), and small rang reads. As shown in Figure 5, the x-axis is the database size, and the y-axis is the average latency measured in microseconds per operation in all sub-figures. Lower average latency indicates better performance. Figure 5 (a) shows the write performance, and Autumn has a slightly worse performance compared to LevelDB at 15, 30, and 45 GB. Interestingly, Autumn has a tiny performance improvement compared to LevelDB at 60 GB, in which the average latency decreased from LevelDB’s 11.153 microseconds per operation to Autumn’s 10.776 microseconds per operation. With a large amount of data, LevelDB needs to create more levels and move more files when a new last level is created, which may introduce more garbage collections on SSD in the background. As shown in Figure 5 (b), Autumn outperforms LevelDB both when bloom filters are not used and when bloom filters (with bloom filter optimization) are applied to each sorted run. When bloom filters are attached,

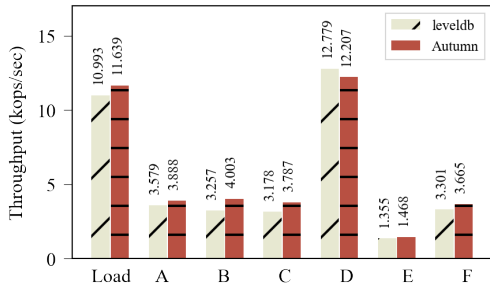
Autumn’s point read performance improvement decreases while Autumn still exceeds LevelDB in performance. This behavior is expected since Autumn has a faster convergence when summing the false positive rates, and with more data and more levels, their performance eventually converges. Moreover, we also observe a steady performance improvement for range read, shown in Figure 5 (c), which compares the small range query using *SeekAndNext10* operation. When the database size is 30 GB, Autumn has a 42% improvement on small range query compared to levelDB. These experiments showcase that, with a large amount of data, Autumn offers fast point and range read speed while maintaining comparable write performance.



**Figure 6: Space Amplification with key size of 16 bytes and varying value sizes.**

**Space Amplification.** We compare Autumn with LevelDB on space amplification. The key size is set to 16 bytes while varying the value sizes among 50, 100, and 200 bytes. Autumn and LevelDB first insert 15 GB of unique data entries into the storage and then update 10% of data entries, in which the logical size of the storage should be 16 GB. As shown in Figure 6, the x-axis is the value sizes and the y-axis is the normalized database size (actual size divided by logical size). There are a number of factors that may increase space amplification such as obsolete data entries, file fragmentations, and metadata. We find Autumn and LevelDB has very similar space amplification and they share the characteristic of having lower space amplification as the value size increases. For all value sizes, Autumn is smaller by a very tiny margin, less than

.5%. This behavior is because Autumn eagerly compact small levels which remove some obsolete data entries and Autumn, with less levels, needs less space to track metadata information.



**Figure 7: YCSB Workloads Performance.** This figure shows the performance comparison between Autumn and LevelDB on various YCSB core workloads. The X-axis presents the different workload names, and the y-axis shows the throughput of Autumn and LevelDB using a base unit of a thousand ops per second (kops/sec). The actual throughput (kops/sec) achieved is placed on top of each bar.

**YCSB Core Workloads A-F.** To further compare Autumn with LevelDB, we conduct experiments using YCSB default settings and workloads. Similarly to the micro-benchmark, we set  $c = 0.8$ ,  $k = 2$  for Autumn, and  $T = 2$  for levelDB, and we disabled data compression and block cache for a better understanding of the performance. We first write a 64 GB dataset with 1KB values for loading and then evaluate workload A-F with one million operations. The characteristics of different workloads are:

- **Load:** Write 64 GB of data entries into the corresponding key-value store, and the data entry size is 1KB, 24 bytes key and ten fields each with 100 bytes.
- **A:** Workload A is update heavy and it has 50% point reads and 50% updates.
- **B:** Workload B is read mostly with 95% point reads and 5% updates.
- **C:** Workload C is read only with 100% point reads.
- **D:** Workload D is read latest and it has 95% point reads and 5% insertions. Requests are temporally weighted.
- **E:** Workload E is range reads with 95% range queries and 5% insertions.
- **F:** Workload F is read-modify-write workload and it has 50% reads and 50% read-modify-writes

First, we observe Autumn always performs better or similar to LevelDB. In particular, Autumn remarkably outperforms LevelDB on Workload A, B, C, E, and F, improving throughput by 8.6%, 23%, 19.2%, 8.3%, and 11.1%, respectively. This behavior aligns with our expectation as the worst-case point and range reads reduce from  $O(\log N)$  in LevelDB to  $O(\sqrt{\log N})$  in Autumn. As more write or update operations percentage increase, the improvement slightly decreases. For example, Workload B (95% point reads and 5% updates) has a 23% improvement, whereas the update heavy workload, Workload A, Autumn has an 8.6% improvement. Also, we observe

Workload E (95% range queries and 5% insertions) has an 8.3% improvement. In Workload E, the data entry size is 1KB, the disk block size is 4KB, and the max scan length is 100. As a result, the number of disk I/O becomes dominated by calling the next operations on the range read iterator instead of the seek operation. Since the data entries size is large, fetching large data entries has higher costs. Also, the background insertions can negatively impact Autumn’s read performance. In addition, Workload D has a marginal decrease in throughput. Workload D reads the latest data entries (very high temporal correlation), and often the data entries are stored in the first level, which is pinned in the main memory. Since Autumn has larger capacities at smaller levels than LevelDB and Autumn eagerly compacts smaller levels, recent data entries are more likely to be compacted into the second level, which in turn requires disk I/O for access. Nevertheless, Autumn still achieves very high throughput on Workload E by pinning the first level in the main memory. Autumn has a slightly higher throughput when loading the database. This is primarily due to the insertions being all unique keys in sequential order. As a result, files have no overlapping boundaries, and compacting non-overlapped files have a small cost. With less number of levels, Autumn needs to create fewer levels and has a bit better data organization locality.

Latency ( $\mu$ s/op)	Avg.	90%	99%	99.9%
Point Read Latency in Workload A				
Autumn	277	763	1203	2380
LevelDB	300	823	1334	2820
Point Read Latency in Workload C				
Autumn	289	739	1086	1520
LevelDB	345	809	1298	2263
Range Read Latency in Workload E				
Autumn	754	1423	1777	3482
LevelDB	822	1521	2022	3731

**Table 3: Average and Tail Latency**

**YCSB Average and Tail Latency.** LSM-tree based key-value stores deployed in production environments should provide high-quality services to their customers. Average and tail latency for point and range queries are crucial statistics in delivering good service, and tail latency can be crucial for latency-critical applications. Lower latency is more desirable for user experience. In Table 3, we listed the average and tail latency numbers (microsecond per operation) for point read or range read operations in Workload A, C, and E. These workloads demonstrate a representative set of different operations, ranging from Workload A is update heavy, Workload C is read-only, and Workload E is range reads with some insertions. We find that Autumn achieves lower latency numbers across all reported quantile values and among these different workloads. For instance, Autumn improves the 99.9% tail latency compared to LevelDB by 15.6%, 32.8%, and 6.7% for Workload A, C, and E, respectively. The 6.7% improvement in range read latency is due to the large data entire size in YCSB when require accessing more disk pages and copying more bytes to return the result. These improvements can positively affect the quality of user experience.

## 5 RELATED WORKS

Many existing research works have explored other opportunities to improve LSM-trees performance. In this section, we discuss related works in this domain, and many are, in fact, orthogonal compared to Autumn, and Autumn may incorporate these approaches to further improve the performance.

**Reduce Write Amplification.** Researchers have primarily focused on optimizing the write cost of the LSM-tree key-value store. WiscKey [43] separates values from keys by storing keys in an append-only log. As a result, WiscKey reduces the write amplification, and because of the fast random reads property in modern SSDs [12], the read query performance remains robust (small regressions). Other works [9, 60] also adopt this design to use an external log for storing values. Autumn may adopt the key value separation approach to further improve the write performance. In addition, existing research works, such as MatrixKV [61], Pink [32], and NovelLSM [34], explored opportunities in the hybrid DRAM-NVM-SSD tiered storage systems to store non-trivial portion of the data in NVM to reduce the write cost. Autumn’s Garnering merge policy may bring even better benefits in such settings, as Autumn distributes higher write costs among smaller levels. When smaller levels with higher write costs can be pinned in device with stronger processing power, the overall write costs significantly decreases.

**Reduce Write Stall.** A line of work aims to reduce the impact of write stall when serving clients’ requests. SILK [4] mitigates write stalls by postponing flushes and compactions to periods of low load and allowing smaller levels compactions to preempt higher levels compactions. Kvell [39] reduces write stall by minimizing the CPU computation cost, in which it stores unsorted key-value pairs on disks to reduce CPU cost. As a result, it sacrifices the read performance.

**Reduce Space Amplification** RocksDB [24] proposed to empirically reduce storage space amplification in LSM Trees by bounding the capacity of smaller levels based on the size of the last level. Since the approximate size of the last level is stored in the metadata, both LevelDB and Autumn can embrace this optimization with some modifications.

**Data Sketch for LSM-trees.** Data Sketch provide approximate answers to a wide range of question with theoretically proven error bounds [16, 35, 41, 42, 47, 66, 68, 69]. For instance, the membership queries can be solved using bloom filter [7]. Filters are now widely used in LSM-trees based key-value stores to improve point read performance. New point filters, such as cuckoo filter [26] and quotient filters [5], are developed to improve the accuracy level given a fixed memory budget. To improve range read performance, researchers have designed range filters, pioneered by ARF [1] and later followed by SuRF [64] and Rosetta [45], to skip disk access if the storage or file do not contain the target key range. However, range filters require much more space budget compared to point filters to support arbitrary key ranges. Given a fixed memory budget, range filters sacrifice the point filter query accuracy.

**Hardware Acceleration.** Key-value stores can utilize the new advancements in specialized hardware to speed up their performance, such as FPGAs [31, 33], smart network interface cards [40], GPUs [2], persistent memory [58] and heterogeneous storage [62].

Moreover, techniques on multi-core CPUs [63] and lock-free synchronization [28] can also improve LSM-trees performance. These hardware acceleration approaches are orthogonal to Autumn, as the Garnering merge policy can build on top of these different underlying hardware architectures.

## 6 CONCLUSION

In this paper, we introduce a new key-value store, Autumn, with the new novel Garnering merge policy to fundamentally change the data organization in the LSM-Trees and improve the worst-case complexity of both point and range reads. In addition, we leverage the delayed compaction and pinning the first level using bounded main memory space to further advance the efficiency of Autumn and significantly reduce the total amount of write amplification. In addition, we conduct extensive experiments using the *db\_bench* and *YCSB* benchmarks to compare Autumn with Google’s LevelDB. The evaluations confirm that Autumn is read-optimized while maintaining scalable write performance. As a result, Autumn with Garnering merge policy can significantly improve the key-value storage performance and is suitable for the OLTP and HTAP workloads.

## REFERENCES

- [1] Karolina Alexiou, Donald Kossmann, and Per-Åke Larson. 2013. Adaptive range filters for cold data: Avoiding trips to siberia. *Proceedings of the VLDB Endowment* 6, 14 (2013), 1714–1725.
- [2] Saman Ashkiani, Shengren Li, Martin Farach-Colton, Nina Amenta, and John D Owens. 2018. GPU LSM: A dynamic dictionary data structure for the GPU. In *2018 IEEE International Parallel and Distributed Processing Symposium (IPDPS)*. IEEE, 430–440.
- [3] Berk Atikoglu, Yuehai Xu, Eitan Frachtenberg, Song Jiang, and Mike Paleczny. 2012. Workload analysis of a large-scale key-value store. In *Proceedings of the 12th ACM SIGMETRICS/PERFORMANCE joint international conference on Measurement and Modeling of Computer Systems*. 53–64.
- [4] Oana Balmau, Florin Dinu, Willy Zwaenepoel, Karan Gupta, Ravishankar Chandhramoorthi, and Diego Didona. 2019. SILK: Preventing Latency Spikes in Log-Structured Merge Key-Value Stores.. In *USENIX Annual Technical Conference*. 753–766.
- [5] Michael A Bender, Martin Farach-Colton, Rob Johnson, Bradley C Kuszmaul, Dzejla Medjedovic, Pablo Montes, Pradeep Shetty, Richard P Spillane, and Erez Zadok. 2011. Don’t trash: how to cache your hash on flash. In *3rd Workshop on Hot Topics in Storage and File Systems (HotStorage 11)*.
- [6] Dimitri P Bertsekas. 2014. *Constrained optimization and Lagrange multiplier methods*. Academic press.
- [7] Burton H Bloom. 1970. Space/time trade-offs in hash coding with allowable errors. *Commun. ACM* 13, 7 (1970), 422–426.
- [8] Zhichao Cao and Siying Dong. 2020. Characterizing, modeling, and benchmarking RocksDB key-value workloads at Facebook. In *18th USENIX Conference on File and Storage Technologies (FAST’20)*.
- [9] Helen HW Chan, Yongkun Li, Patrick PC Lee, and Yinlong Xu. 2018. Hashkv: Enabling efficient updates in {KV} storage via hashing. In *2018 {USENIX} Annual Technical Conference ({USENIX} {ATC} 18)*. 1007–1019.
- [10] Fay Chang, Jeffrey Dean, Sanjay Ghemawat, Wilson C Hsieh, Deborah A Walach, Mike Burrows, Tushar Chandra, Andrew Fikes, and Robert E Gruber. 2008. Bigtable: A distributed storage system for structured data. *ACM Transactions on Computer Systems (TOCS)* 26, 2 (2008), 1–26.
- [11] Subarna Chatterjee, Meena Jagadeesan, Wilson Qin, and Stratos Idreos. 2021. Cosine: a cloud-cost optimized self-designing key-value storage engine. *Proceedings of the VLDB Endowment* 15, 1 (2021), 112–126.
- [12] Feng Chen, Rubao Lee, and Xiaodong Zhang. 2011. Essential roles of exploiting internal parallelism of flash memory based solid state drives in high-speed data processing. In *2011 IEEE 17th International Symposium on High Performance Computer Architecture*. IEEE, 266–277.
- [13] Guoqiang Jerry Chen, Janet L Wiener, Shridhar Iyer, Anshul Jaiswal, Ran Lei, Nikhil Simha, Wei Wang, Kevin Wilfong, Tim Williamson, and Serhat Yilmaz. 2016. Realtime data processing at facebook. In *Proceedings of the 2016 International Conference on Management of Data*. 1087–1098.
- [14] Jianjun Chen, Yonghua Ding, Ye Liu, Fangshi Li, Li Zhang, Mingyi Zhang, Kui Wei, Lixun Cao, Dan Zou, Yang Liu, et al. 2022. ByteHTAP: bytedance’s HTAP

- system with high data freshness and strong data consistency. *Proceedings of the VLDB Endowment* 15, 12 (2022), 3411–3424.
- [15] Brian F Cooper, Adam Silberstein, Erwin Tam, Raghu Ramakrishnan, and Russell Sears. 2010. Benchmarking cloud serving systems with YCSB. In *Proceedings of the 1st ACM symposium on Cloud computing*. 143–154.
- [16] Graham Cormode and Shan Muthukrishnan. 2005. An improved data stream summary: the count-min sketch and its applications. *Journal of Algorithms* 55, 1 (2005), 58–75.
- [17] Niv Dayan, Manos Athanassoulis, and Stratos Idreos. 2017. Monkey: Optimal navigable key-value store. In *Proceedings of the 2017 ACM International Conference on Management of Data*. 79–94.
- [18] Niv Dayan and Stratos Idreos. 2018. Dostoevsky: Better space-time trade-offs for LSM-tree based key-value stores via adaptive removal of superfluous merging. In *Proceedings of the 2018 International Conference on Management of Data*. 505–520.
- [19] Niv Dayan and Stratos Idreos. 2019. The log-structured merge-bush & the wacky continuum. In *Proceedings of the 2019 International Conference on Management of Data*. 449–466.
- [20] Niv Dayan and Moshe Twitto. 2021. Chucky: A succinct cuckoo filter for lsm-tree. In *Proceedings of the 2021 International Conference on Management of Data*. 365–378.
- [21] Niv Dayan, Moshe Twitto, Yuval Rochman, Uri Beitler, Itai Ben Zion, Edward Bortnikov, Shmuel Dashevsky, Ofer Frishman, Evgeni Ginzburg, Igal Maly, et al. 2021. The end of Moore's law and the rise of the data processor. *Proceedings of the VLDB Endowment* 14, 12 (2021), 2932–2944.
- [22] Niv Dayan, Tamar Weiss, Shmuel Dashevsky, Michael Pan, Edward Bortnikov, and Moshe Twitto. 2022. Spooky: granulating LSM-tree compactions correctly. *Proceedings of the VLDB Endowment* 15, 11 (2022), 3071–3084.
- [23] Giuseppe DeCandia, Deniz Hastorun, Madan Jampani, Gunavardhan Kakulapati, Avinash Lakshman, Alex Pilchin, Swaminathan Sivasubramanian, Peter Vosshall, and Werner Vogels. 2007. Dynamo: Amazon's highly available key-value store. *ACM SIGOPS operating systems review* 41, 6 (2007), 205–220.
- [24] Siying Dong, Mark Callaghan, Leonidas Galanis, Dhruba Borthakur, Tony Savor, and Michael Strum. 2017. Optimizing Space Amplification in RocksDB.. In *CIDR*, Vol. 3. 3.
- [25] Siying Dong, Andrew Kryczka, Yanqin Jin, and Michael Stumm. 2021. Rocksdb: Evolution of development priorities in a key-value store serving large-scale applications. *ACM Transactions on Storage (TOS)* 17, 4 (2021), 1–32.
- [26] Bin Fan, Dave G Andersen, Michael Kaminsky, and Michael D Mitzenmacher. 2014. Cuckoo filter: Practically better than bloom. In *Proceedings of the 10th ACM International Conference on emerging Networking Experiments and Technologies*. 75–88.
- [27] Lars George. 2011. *HBase: the definitive guide: random access to your planet-size data*. " O'Reilly Media, Inc".
- [28] Guy Golan-Gueta, Edward Bortnikov, Eshcar Hillel, and Idit Keidar. 2015. Scaling concurrent log-structured data stores. In *Proceedings of the Tenth European Conference on Computer Systems*. 1–14.
- [29] Google. 2011. *levelDB*. <https://github.com/google/leveldb>
- [30] Dongxu Huang, Qi Liu, Qiu Cui, Zhuhe Fang, Xiaoyu Ma, Fei Xu, Li Shen, Liu Tang, Yuxing Zhou, Menglong Huang, et al. 2020. TiDB: a Raft-based HTAP database. *Proceedings of the VLDB Endowment* 13, 12 (2020), 3072–3084.
- [31] Gui Huang, Xuntao Cheng, Jianying Wang, Yujie Wang, Dengcheng He, Tiejing Zhang, Feifei Li, Sheng Wang, Wei Cao, and Qiang Li. 2019. X-Engine: An optimized storage engine for large-scale E-commerce transaction processing. In *Proceedings of the 2019 International Conference on Management of Data*. 651–665.
- [32] Junsu Im, Jinwook Bae, Chanwoo Chung, Arvind Arvind, and Sungjin Lee. 2020. PinK: High-speed In-storage Key-value Store with Bounded Tails.. In *USENIX Annual Technical Conference*. 173–187.
- [33] Wenqi Jiang, Dario Korolija, and Gustavo Alonso. 2023. Data Processing with FPGAs on Modern Architectures. *arXiv preprint arXiv:2304.03044* (2023).
- [34] Sudarsun Kannan, Nitish Bhat, Ada Gavrilovska, Andrea Arpaci-Dusseau, and Remzi Arpaci-Dusseau. 2018. Redesigning LSMs for nonvolatile memory with NovelLSM. In *2018 {USENIX} Annual Technical Conference ({USENIX} {ATC})*. 993–1005.
- [35] Zohar Karnin, Kevin Lang, and Edo Liberty. 2016. Optimal quantile approximation in streams. In *2016 IEEE 57th annual symposium on foundations of computer science (focs)*. IEEE, 71–78.
- [36] Eric R Knorr, Baptiste Lemaire, Andrew Lim, Siqiang Luo, Huanchen Zhang, Stratos Idreos, and Michael Mitzenmacher. 2022. Proteus: A Self-Designing Range Filter. In *Proceedings of the 2022 International Conference on Management of Data*. 1670–1684.
- [37] Avinash Lakshman and Prashant Malik. 2010. Cassandra: a decentralized structured storage system. *ACM SIGOPS operating systems review* 44, 2 (2010), 35–40.
- [38] Changman Lee, Dongho Sim, Joo Young Hwang, and Sangyeun Cho. 2015. F2fs: A new file system for flash storage. In *FAST*, Vol. 15. 273–286.
- [39] Baptiste Lepers, Oana Balmau, Karan Gupta, and Willy Zwaenepoel. 2019. Kvell: the design and implementation of a fast persistent key-value store. In *Proceedings of the 27th ACM Symposium on Operating Systems Principles*. 447–461.
- [40] Bojie Li, Zhenyuan Ruan, Wencong Xiao, Yuanwei Lu, Yongqiang Xiong, Andrew Putnam, Enhong Chen, and Lintao Zhang. 2017. Kv-direct: High-performance in-memory key-value store with programmable nic. In *Proceedings of the 26th Symposium on Operating Systems Principles*. 137–152.
- [41] Zirui Liu, Chaozhe Kong, Kaicheng Yang, Tong Yang, Ruijie Miao, Qizhi Chen, Yikai Zhao, Yaofeng Tu, and Bin Cui. 2023. HyperCalm Sketch: One-Pass Mining Periodic Batches in Data Streams. In *2023 IEEE 39th International Conference on Data Engineering (ICDE)*. IEEE.
- [42] Zirui Liu, Yixin Zhang, Yifan Zhu, Ruwen Zhang, Tong Yang, Kun Xie, Sha Wang, Tao Li, and Bin Cui. [n.d.]. TreeSensing: Linearly Compressing Sketches with Flexibility. ([n.d.]).
- [43] Lanyue Lu, Thanumalayan Sankaranarayanan Pillai, Hariharan Gopalakrishnan, Andrea C Arpaci-Dusseau, and Remzi H Arpaci-Dusseau. 2017. Wiskey: Separating keys from values in ssd-conscious storage. *ACM Transactions on Storage (TOS)* 13, 1 (2017), 1–28.
- [44] Chen Luo and Michael J Carey. 2020. LSM-based storage techniques: a survey. *The VLDB Journal* 29, 1 (2020), 393–418.
- [45] Siqiang Luo, Subarna Chatterjee, Rafael Ketsetsidis, Niv Dayan, Wilson Qin, and Stratos Idreos. 2020. Rosetta: A robust space-time optimized range filter for key-value stores. In *Proceedings of the 2020 ACM SIGMOD International Conference on Management of Data*. 2071–2086.
- [46] Yoshinori Matsunobu, Siying Dong, and Herman Lee. 2020. MyRocks: LSM-tree database storage engine serving facebook's social graph. *Proceedings of the VLDB Endowment* 13, 12 (2020), 3217–3230.
- [47] Ahmed Metwally, Divyakant Agrawal, and Amr El Abbadi. 2005. Efficient computation of frequent and top-k elements in data streams. In *Database Theory-ICDT 2005: 10th International Conference, Edinburgh, UK, January 5-7, 2005. Proceedings 10*. Springer, 398–412.
- [48] Changwoo Min, Kangyeon Kim, Hyunjin Cho, Sang-Won Lee, and Young Ik Eom. 2012. SFS: random write considered harmful in solid state drives.. In *FAST*, Vol. 12. 1–16.
- [49] Patrick O'Neil, Edward Cheng, Dieter Gawlick, and Elizabeth O'Neil. 1996. The log-structured merge-tree (LSM-tree). *Acta Informatica* 33 (1996), 351–385.
- [50] PingCAP. 2016. *TiKV*. <https://github.com/tikv/tikv>
- [51] Mendel Rosenblum and John K Ousterhout. 1992. The design and implementation of a log-structured file system. *ACM Transactions on Computer Systems (TOCS)* 10, 1 (1992), 26–52.
- [52] Dennis G Severance and Guy M Lohman. 1976. Differential files: Their application to the maintenance of large databases. *ACM Transactions on Database Systems (TODS)* 1, 3 (1976), 256–267.
- [53] Arun Sharma. 2016. Dragon: A distributed graph query engine. *Facebook Engineering Blog* (2016).
- [54] Michael Stonebraker. 1987. *The design of the Postgres storage system*. Technical Report. CALIFORNIA UNIV BERKELEY ELECTRONICS RESEARCH LAB.
- [55] Sasu Tarkoma, Christian Esteve Rothenberg, and Emil Lagerspetz. 2011. Theory and practice of bloom filters for distributed systems. *IEEE Communications Surveys & Tutorials* 14, 1 (2011), 131–155.
- [56] Dejun Teng, Lei Guo, Rubao Lee, Feng Chen, Yanfeng Zhang, Siyuan Ma, and Xiaodong Zhang. 2018. A low-cost disk solution enabling LSM-tree to achieve high performance for mixed read/write workloads. *ACM Transactions on Storage (TOS)* 14, 2 (2018), 1–26.
- [57] Thomas N Theis and H-S Philip Wong. 2017. The end of moore's law: A new beginning for information technology. *Computing in Science & Engineering* 19, 2 (2017), 41–50.
- [58] Lukas Vogel, Alexander van Renen, Satoshi Imamura, Jana Giceva, Thomas Neumann, and Alfons Kemper. 2022. Plush: a write-optimized persistent log-structured hash-table. *Proceedings of the VLDB Endowment* 15, 11 (2022), 2895–2907.
- [59] Fenggang Wu, Ming-Hong Yang, Baoquan Zhang, and David HC Du. 2020. AC-key: Adaptive caching for LSM-based key-value stores. In *Proceedings of the 2020 USENIX Conference on Usenix Annual Technical Conference*. 603–615.
- [60] Giorgos Xanthakis, Giorgos Saloustros, Nikos Batsaras, Anastasios Papagiannis, and Angelos Bilas. 2021. Parallax: Hybrid key-value placement in lsm-based key-value stores. In *Proceedings of the ACM Symposium on Cloud Computing*. 305–318.
- [61] Ting Yao, Yiwen Zhang, Jiguang Wan, Qiu Cui, Liu Tang, Hong Jiang, Changsheng Xie, and Xubin He. 2020. MatrixKV: reducing write stalls and write amplification in LSM-tree based KV stores with a matrix container in NVM. In *Proceedings of the 2020 USENIX Conference on Usenix Annual Technical Conference*. 17–31.
- [62] Hobin Yoon, Juncheng Yang, Sveinn Fannar Kristjansson, Steinn E Sigurdarson, Ymir Vigfusson, and Ada Gavrilovska. 2018. Mutant: Balancing storage cost and latency in lsm-tree data stores. In *Proceedings of the ACM Symposium on Cloud Computing*. 162–173.
- [63] Dongping Zhang, Nuwan Jayasena, Alexander Lyashevsky, Joseph L Greathouse, Lifan Xu, and Michael Ignatowski. 2014. TOP-PIM: Throughput-oriented programmable processing in memory. In *Proceedings of the 23rd international symposium on High-performance parallel and distributed computing*. 85–98.

- [64] Huanchen Zhang, Hyeontaek Lim, Viktor Leis, David G Andersen, Michael Kaminsky, Kimberly Keeton, and Andrew Pavlo. 2018. Surf: Practical range query filtering with fast succinct tries. In *Proceedings of the 2018 International Conference on Management of Data*. 323–336.
- [65] Yueming Zhang, Yongkun Li, Fan Guo, Cheng Li, and Yinlong Xu. 2018. ElasticBF: Fine-grained and Elastic Bloom Filter Towards Efficient Read for LSM-tree-based KV Stores.. In *HotStorage*.
- [66] Fuheng Zhao, Divyakant Agrawal, Amr El Abbadi, and Ahmed Metwally. 2021. SpaceSaving±: An Optimal Algorithm for Frequency Estimation and Frequent items in the Bounded Deletion Model. *arXiv preprint arXiv:2112.03462* (2021).
- [67] Fuheng Zhao, Punnal Ismail Khan, Divyakant Agrawal, Amr El Abbadi, Arpit Gupta, and Zaoxing Liu. 2023. Panakos: Chasing the Tails for Multidimensional Data Streams. *Proceedings of the VLDB Endowment* 16, 6 (2023), 1291–1304.
- [68] Fuheng Zhao, Sujaya Maiyya, Ryan Wiener, Divyakant Agrawal, and Amr El Abbadi. 2021. Kll± Approximate Quantile Sketches over Dynamic Datasets. *Proceedings of the VLDB Endowment* 14, 7 (2021), 1215–1227.
- [69] Fuheng Zhao, Dan Qiao, Rachel Redberg, Divyakant Agrawal, Amr El Abbadi, and Yu-Xiang Wang. 2022. Differentially private linear sketches: Efficient implementations and applications. *Advances in Neural Information Processing Systems* 35 (2022), 12691–12704.
- [70] Zichen Zhu, Ju Hyoung Mun, Aneesh Raman, and Manos Athanassoulis. 2021. Reducing bloom filter cpu overhead in lsm-trees on modern storage devices. In *Proceedings of the 17th International Workshop on Data Management on New Hardware (DaMoN 2021)*. 1–10.