

# How WEIRD is Usable Privacy and Security Research? (Extended Version)

Ayako A. Hasegawa  
*NICT*

Daisuke Inoue  
*NICT*

Mitsuaki Akiyama  
*NTT*

## Abstract

In human factor fields such as human-computer interaction (HCI) and psychology, researchers have been concerned that participants mostly come from WEIRD (Western, Educated, Industrialized, Rich, and Democratic) countries. This WEIRD skew may hinder understanding of diverse populations and their cultural differences. The usable privacy and security (UPS) field has inherited many research methodologies from research on human factor fields. We conducted a literature review to understand the extent to which participant samples in UPS papers were from WEIRD countries and the characteristics of the methodologies and research topics in each user study recruiting Western or non-Western participants. We found that the skew toward WEIRD countries in UPS is greater than that in HCI. Geographic and linguistic barriers in the study methods and recruitment methods may cause researchers to conduct user studies locally. In addition, many papers did not report participant demographics, which could hinder the replication of the reported studies, leading to low reproducibility. To improve geographic diversity, we provide the suggestions including facilitate replication studies, address geographic and linguistic issues of study/recruitment methods, and facilitate research on the topics for non-WEIRD populations.

## 1 Introduction

Usable privacy and security (UPS) research focuses on the perspective of those who use technology (i.e., humans), which has not been addressed in conventional security research. It contributes to solving security and privacy issues that arise in the gap between social requirements and technical feasibility, i.e., *social-technical gap* [5]. The UPS field has accumulated approximately a quarter of a century of research history. UPS papers have been published in various

conferences and journals both inside and outside the field of security and privacy, and the number of published UPS papers is increasing every year. In 1996, Zurko and Simon introduced the concept of UPS, which was called *user-centered security* in their paper. Two pioneering UPS papers were subsequently published in 1999. Adams and Sasse advocated that human factors should be considered in the design of security mechanisms [7]. Further, Whitten and Tygar pointed out a lack of good user interface design for security and applied several usability testing approaches with signing and encrypting an email message [109].

The research methodologies, i.e., recruiting participants and conducting a user study, for UPS are often interdisciplinary. Many of these methodologies are drawn from human-computer interaction (HCI), psychology, and behavioral sciences. In these research fields, the majority of participants have been reported to be Western, which has caused the issue that many of the findings accumulated over several years may not generalize to other countries and cultures. Henrich et al. indicated that U.S. participants were common outliers on many psychological measures and this fact made these participants “WEIRD” (Western, Educated, Industrialized, Rich, and Democratic) [43]. Linxen et al. [61] published a paper in 2021 entitled “How WEIRD is CHI?” in which they conducted a literature review and quantitatively confirmed the WEIRD skew of participant samples at CHI, one of the top conferences in HCI. Because the residents of WEIRD countries are a minority of the world population, this fact is suggested to significantly impact the generalizability of HCI research. Although the WEIRD framework, which includes indicators based on national statistics or characteristics, has the limitation of assessing participant sampling (e.g., in the Global South individually wealthy people may be more accessible), it has been successful in providing a broad picture of the geographic diversity of the participants.

In UPS, some studies have also identified critical gaps concerning security and privacy between WEIRD and non-WEIRD societies/populations that stem from environmental aspects (e.g., IT resource usage, documentation, and

This paper is the extended version of the paper presented at USENIX SECURITY 2024.

laws/regulations) and personal aspects (e.g., (mis)conception, preference, and susceptibility) [8, 11, 20, 44, 54, 58, 59, 87]. We further assume that demographic skew may also influence *attack feasibility*. Researchers in UPS sometimes leverage user studies to demonstrate the feasibility of attacks, which is a unique approach to UPS. These observations suggest that threat assessment, design implications, interventions, and support technologies proposed based on the findings of conventional WEIRD-skewed studies may not be sufficiently beneficial to or actionable in diverse non-WEIRD societies/populations and may instead hinder facilitating security and privacy in such societies/populations. Even with the harms of the WEIRD skew to UPS research, the degree of geographic breadth and factors that impede geographic diversity have not been sufficiently investigated in UPS. Moreover, the methodologies used and topics addressed are still either unrevealed or overlooked from the WEIRD perspective. In this study, we conduct a systematic literature review in UPS to answer the following research questions (RQs).

**RQ1:** *To what extent are participant samples in UPS papers from WEIRD countries? How has this changed over time?*

**RQ2:** *What are the differences in the characteristics of the methodologies and research topics in each user study recruiting Western or non-Western participants?*

We reviewed 715 UPS papers, which recruited participants, from representative security and HCI conferences over a recent five-year period (2017–2021). We used the WEIRD framework for assessing the geographic diversity of participant samples on the basis of extracted participant information and analyzed the author affiliations, methodologies, and research topics. We found that a large majority of participant samples in UPS papers were skewed toward WEIRD countries and particularly involved Western participant samples (78.89%). This skew is higher than that in the results of Linxen et al.’s study, which reviewed CHI papers (73.13%). Linxen et al. reported that the percentage of non-Western participant samples in CHI papers largely increased (from 16.31% to 30.24%, 1.85x) in the past five years, whereas our results revealed that the percentage in UPS papers decreased (25.00% to 20.77%, 0.93x). Authors tend to recruit convenient participants from the countries of their affiliations, e.g., students of the local university who are easily accessible for university researchers. Because most authors are affiliated with institutions in Western countries, the participant samples are more likely to be skewed toward Westerners. Moreover, we identified that a non-negligible number of papers did not report participant demographics. This tendency was more pronounced in non-HCI and non-UPS-focused conferences. Such papers with low reproducibility may hinder replication studies. We confirmed that there is a large Western skew in every research topic. In particular, attack-feasibility studies are skewed heavily toward Western and suffered from demographic issues: the feasibility of the attacks can be affected by

participant demographics due to relying on targets’ English proficiency.

We provide the following recommendations for making UPS research less WEIRD. First, a replication study should be facilitated in UPS because most UPS papers have examined only WEIRD countries and not considered/discussed whether geographic diversity affects the results. Second, geographic issues of study and recruiting methods should be addressed. Third, researchers should also be diversified (e.g., non-Western researchers) to overcome linguistic barriers and communicate precisely and deeply with and understand non-WEIRD populations. Finally, we discuss UPS research topics to be addressed in the future.

## 2 Background and Related Work

### 2.1 Original Study: How WEIRD is CHI?

Linxen et al. published a paper titled “How WEIRD is CHI?” in 2021 (hereafter referred to as the Linxen study) [61]. The Linxen study was motivated by the issues raised in psychology: (1) most findings in psychology were based on U.S. undergraduate students [14] and (2) findings drawn from U.S. participants were frequently outliers when compared with those from other countries [43]. Then, Linxen et al. investigated the geographic diversity of participants recruited in 2,768 papers published between 2016–2020 at CHI, which is the most prestigious academic conference in the HCI field. They showed that the participant samples of the CHI papers were highly skewed toward WEIRD countries, e.g., 73.13% of the participant samples were from Western countries. However, encouragingly, they also showed that the percentage of non-Western participant samples had been increasing in recent years.

### 2.2 Harms of WEIRD skew to UPS Research

Some UPS studies have focused on non-WEIRD societies/populations and identified critical gaps concerning security and privacy between WEIRD and non-WEIRD societies/populations that stem from environmental and individual aspects. These results suggest actual and potential harms to UPS research; design implications, interventions, and support technologies that are proposed on the basis of the findings of conventional WEIRD-skewed studies may not be sufficiently beneficial to or actionable in non-WEIRD societies/populations.

**Environmental aspects.** Gaps have been reported between WEIRD and non-WEIRD societies/populations regarding environmental aspects, e.g., IT resource usage, documentation, and laws/regulations. The first one is the gap in IT resource usage. Whereas people in WEIRD societies usually own devices individually, cultural contexts such as economic constraints, social values, and social power relations drive shared

device practices in non-WEIRD societies, which create new challenges to ensuring individual privacy [8]. In particular, several studies have reported that women who live in the Global South, where gender inequality is greater than in Western countries, are likely to be vulnerable to privacy abuse, harassment, and fraud when they use IT resources [11, 87]. The second one is the gap in documentation. Security and privacy documents (e.g., advice, guidelines, and training materials) notably influence individuals’ security and privacy practices [84, 112]. The U.S., for instance, has issued numerous critical security and privacy documents, e.g., NIST SP-800 series [72], which are referenced by other countries. However, these documents are much less widely available in non-English-speaking countries than in English-speaking countries due to lower English proficiency levels and the additional cost of translation [42, 54]. The third one is the gap in laws/regulations. Data privacy laws and regulations play a vital role in protecting individual privacy rights and promoting responsible data practices among service providers. Many studies have investigated whether services comply with laws and regulations, e.g., EU GDPR, and the usability of the law-compliant interfaces for user privacy [73, 102]. However, in addition to Europe and the U.S., many countries in regions such as Asia, South America, and Africa have already enacted numerous data privacy laws independently [26, 49], suggesting the anticipated divergence in the treatment of user privacy in services across different countries. Moreover, the countries where data privacy laws have not been established have usually been overlooked by the abovementioned study approaches based on existing privacy laws and regulations.

**Individual aspects.** Gaps have also been reported regarding individual aspects, e.g., (mis)conceptions, preference, and susceptibility. It is important to note that individuals and their surrounding environment are not mutually independent entities, as individuals are influenced by their environment [57, 95]. The first one is the gap in (mis)conceptions. Many studies have identified that misconceptions of security and privacy technologies lead to insecure behavior and increase users’ risk of being harmed [4, 94]. However, Herbert et al. identified that one of the most important factors influencing user misconceptions is the country of residence, with greater differences between Western and non-Western countries [44]. This result suggests further investigation of the reasons for these differences and how to debunk misconceptions tailored to each country. The second one is the gap in preferences. Many studies have identified users’ privacy preferences on willingness to share their data with companies and disclose their data on social media and have proposed techniques to recommend privacy settings on the basis of users’ privacy preferences [55, 96, 108]. Some studies have reported that such privacy preferences vary among countries [22, 58, 59]. For example, Li et al. showed that when users were informed that third-party companies were accountable for data collection, users from collectivistic countries (e.g., China) were less

likely to share their data, whereas users from individualistic countries (e.g., U.S) were more likely to share their data [59]. The third one is the gap in susceptibility. Many studies have identified attackers’ phishing techniques and users’ coping strategies and proposed interventions [35, 103, 106]. However, Butavicius et al. demonstrated that users from individualistic cultures were significantly less likely to be susceptible to phishing emails [20], suggesting that users in collectivistic countries may be more exposed to phishing threats. Moreover, Hasegawa et al. unveiled that non-native English speakers used different coping strategies for suspicious emails in English from suspicious emails in their native language [42].

Motivated by these observations, we focus on the WEIRD perspective in UPS. Ensuring security and privacy is not limited to WEIRD societies alone but rather a shared global challenge. To strive to equitably provide security and privacy globally, it is imperative to broaden the focus of UPS to include non-WEIRD societies; specifically, understanding the similarities and differences between WEIRD and non-WEIRD societies/populations is crucial for addressing this challenge.

## 2.3 Literature Reviews in UPS Research

Many researchers have conducted literature reviews in terms of “research topics” of UPS papers. Garfinkel and Lipford [37] summarized the research topics of the whole UPS field. Other reviews focused on the research topics of specific subfields of UPS, such as privacy- and security-related decision-making [6], social cybersecurity [110], phishing interventions [35], at-risk users [105], sexual abuse [74], cross-cultural privacy issues in social media [101], and developer-centered security [97].

On the other hand, few researchers have conducted literature reviews in terms of the “methodology” of UPS papers. Distler et al. conducted a literature review to understand which methods researchers use and how researchers represent risks to participants [32]. Kaur et al. reviewed and compared the methods of UPS papers on experts and non-experts (end users) [53]. In addition to revealing current research practices, these authors identified methodological and ethical challenges in UPS papers, such as no definition of ethically-acceptable deceptions, lack of using theories for result interpretation, and lack of participant diversity.

Table 1 compares our study with the closely related literature reviews. Our study is a *quasi*-replication of the Linxen study [61], which focused on the WEIRD perspective on user study participants in the HCI field; we focus on the UPS field. Our study differs from the two closely related papers on UPS methodologies [32, 53] in the following points<sup>1</sup>:

<sup>1</sup> Note that this comparison is based on the simplified points and does not cover all the objectives of the papers.

Table 1: Comparison of our study with prior review literature on user studies.

| Paper               | Field | Population | Geographic Diversity            | Research Topic | Conference  | Period    | # Papers*  |
|---------------------|-------|------------|---------------------------------|----------------|---|-----------|------------|
| Linxen et al. [61]  | HCI   | Any        | Analyzed from WEIRD perspective | Not analyzed   | CHI   | 2016–2020 | 2,768      |
| Distler et al. [32] | UPS   | Any        | Not analyzed                    | Analyzed       | S&P, SEC, CCS, SOUPS, CHI                                   | 2014–2018 | 284        |
| Kaur et al. [53]    | UPS   | Experts    | Analyzed from W perspective     | Analyzed       | Tier-1/2 in security [40], SOUPS, CHI                       | 2008–2018 | 48 (+48)** |
| Our study           | UPS   | Any        | Analyzed from WEIRD perspective | Analyzed       | S&P, SEC, CCS, NDSS, PETS, CHI, CSCW, SOUPS, USEC, EuroUSEC | 2017–2021 | 715        |

\*The number of fully-reviewed papers. \*\*They reviewed 48 papers on experts plus 48 papers on non-experts for comparison.

- We collected papers from more diverse conferences to gain a comprehensive understanding of UPS papers.
- We review more recent papers (2017–2021).
- We analyze not only the degree to which the participants’ countries were Western but also the degrees to which they were Educated, Industrialized, Rich, and Democratic.
- We unveil the degrees of Western-skew in research topics, conferences, and author affiliations.
- We discuss the possible influence of participants’ demographics on the results of UPS research and recommend future UPS research topics.

Note that, recently, Mathew et al. reported work-in-progress results of author diversity in security and privacy papers, partly including UPS [64]. Our study focuses on not only author diversity but also participant diversity.

### 3 Methodology

#### 3.1 Review Process

We followed the review process of recent representative review papers in the UPS field [32, 74].

**Criteria.** Since we are interested in geographic diversity of participants recruited in UPS papers, we decided to review papers that meet three criteria: full-length papers (i) that addressed issues of human factors and computer security/privacy as the main research objectives, (ii) that recruited voluntary participants, and (iii) that reported the total number of participants. We removed the following papers because they did not meet criterion–(ii):

- The papers that analyzed online public data, such as online services design and social media posts.
- The papers that analyzed behavioral logs of employees (e.g., response to simulated phishing) or that of actual service users (e.g., response to warnings displayed on browser).
- The papers in which the authors conducted ethnographic observations.

**Phase–1: Conference selection.** We decided to review all conferences that were selected in either or both of the two recent representative papers that comprehensively reviewed UPS papers [32, 105]: S&P, USENIX Security (SEC), CCS,

NDSS, and PETS (top and second tier conferences in security and privacy), CHI and CSCW (top-tier conferences in HCI), and SOUPS, EuroUSEC, and USEC (a conference and workshops that focus on UPS). The total number of full-length papers of the above 10 conferences between 2017–2021 was 7,587, as shown in Table 2.

**Phase–2: Screening for potentially relevant papers.** The dataset of Phase–1 included numerous non-UPS security papers (e.g., cryptography theory) and non-UPS HCI papers. To exclude the papers that did not meet the criteria, we filtered papers with the following search queries: (*security OR privacy*) AND (*recruit\* OR participant\* OR respondent\**). Since we were especially interested in the UPS papers that recruited participants, we used the terms *recruit*, *participant*, and *respondent* instead of the terms relevant to all UPS papers such as *user* or *usability*. Whereas a prior study [32] conducted a similar search for titles or abstracts, we conducted it for full texts to prevent inappropriately excessive exclusion. We explain the detailed procedure in the Appendix A.1. Our search query resulted in 3,226 potentially relevant papers.

**Phase–3: Identifying relevant papers.** The first author reviewed the titles, abstracts, and body text of the 3,226 papers and removed papers that did not meet our criteria. Every time the first author found a paper where it was unclear whether it met the criteria, the authors discussed and resolved the issue. The last author independently double-coded 323 randomly selected papers (10%). The inter-rater reliability was Cohen’s kappa  $k = .86$ , which is considered to be an excellent level of agreement [34]. After this manual screening, we finally identified 715 relevant papers<sup>2</sup>. Table 3 lists the numbers of identified UPS papers in each publication year. The number of UPS papers noticeably increased in 2020–2021, which Distler et al. and Kaur et al. do not cover [32, 53].

**Phase–4: Detailed review.** The first author reviewed each paper in detail and extracted information about the publication, participant, author, and method/topic listed in Table 4. Note that we did not extract information of pilot studies. The coding items were based on the Linxen study [61], and some of them were newly added in this work for UPS papers. The newly added items are described below.

- **Participant type** is whether the participants are experts or non-experts (end users) [53].
- **Study method** and **recruitment method** consist of the

<sup>2</sup>The full list of papers is available in the Appendix A.2.



Table 2: The number of UPS papers in each phase of our review process.

| Paper                                    | S&P | SEC | CCS | NDSS | PETS | CHI   | CSCW  | SOUPS | EuroUSEC | USEC | Total |
|--|-----|-----|-----|------|------|-------|-------|-------|----------|------|-------|
| # Papers published for 5 years (Phase-1) | 426 | 701 | 751 | 403  | 313  | 3,471 | 1,268 | 143   | 57       | 54   | 7,587 |
| # Potentially relevant papers (Phase-2)  | 139 | 191 | 233 | 108  | 137  | 1,379 | 797   | 137   | 54       | 51   | 3,226 |
| # Relevant papers (Phase-3)              | 45  | 81  | 48  | 28   | 53   | 177   | 63    | 125   | 48       | 47   | 715   |

Table 3: The number of papers for detailed review by publication year.

|          | 2017 | 2018 | 2019 | 2020 | 2021 | Total |
|----------|------|------|------|------|------|-------|
| # Papers | 117  | 128  | 119  | 150  | 201  | 715   |

Table 4: Extracted information for each paper.

| Category         | Item   |
|------------------|--|
| Publication      | Title, conference, publication year  |
| Participant      | Number*, residence country*, education*, income*, participant type (experts/non-experts)*                          |
| Author           | Affiliation, affiliation country   |
| Method and Topic | Study method*, recruitment method*, research topic, design evaluation (y/n)*, attack feasibility evaluation (y/n)* |

Asterisk marks mean the information that we extracted per user study rather than per paper. A single paper can conduct multiple user studies.

Table 5: Research methods and topics.

| Item               | Classification   |
|--------------------|--|
| Study method       | Survey, interview, lab study, online field experiment, trial deployment, other   |
| Recruitment method | Institution, crowdsourcing, social media, city, mailing list/personal contacts, conference/event, webpanel, source code repository, other, not mentioned                         |
| Research topic     | Overall, access control and privacy preference, authentication, vulnerability/malware/incident response privacy abuse, social engineering, privacy-enhancing technologies, other |

classification listed in Table 5. We created this classification with reference to the existing classification [32, 53].

- **Research topics** is the classification (seven distinct topics and “other”) listed in Table 5. We improved an existing classification [32] by focusing on technology (details are described in the Appendix A.4).
- **Design evaluation** is whether the authors experimented with technology or service design. For example, papers that compared multiple interfaces or framing with a between-group or within-group approach, or papers that clearly stated that usability evaluations have been performed are coded “yes.”
- **Attack feasibility evaluation** is unique to UPS: whether the authors conducted a user study for only demonstrating the feasibility of their proposed attack and did not ask participants about their perceptions of security and privacy issues.

We extracted information per user study rather than per paper

if a single paper recruited participants separately for multiple user studies with different study methods (e.g., a survey and interview) or with different purposes (e.g., one survey to identify user concerns and another to evaluate the proposed UI), as shown in Table 4.

Some papers were ambiguous in their description of the recruitment process and participant information. In addition, it is potentially difficult to classify research topics of each paper. To reduce coders’ subjectivity, the first and last authors discussed many times to develop a codebook and resolve the discrepancies in their interpretations. The last author independently double-coded 72 randomly selected papers (10%). The Cohen’s kappa of our review was  $k = .85-.97$ , which is considered to be an excellent level of agreement [34].

## 3.2 Analysis

We followed the analysis framework of the WEIRD acronym used in the Linxen study [61]. We used the same year’s national statistics as the Linxen study to directly compare the results of the Linxen study (i.e., the HCI field) with our results (i.e., the UPS field)<sup>3</sup>.

**Participant sample.** The number of participant samples refers to the number of countries from which there were participants who were recruited for a user study. A single paper can report multiple participant samples, i.e., a single paper can recruit participants from multiple countries.

**WEIRD.** The WEIRD acronym (Western, Educated, Industrialized, Rich, and Democratic) is the set of indicators for measuring the diversity of participants’ countries. Just because a country is non-Western does not necessarily mean it is non-EIRD, i.e., there are certain non-W and EIRD countries such as Israel, Japan, and South Korea.

- **Western.** We classified participants’ countries described in each paper into Western or non-Western using Huntington’s classification [48]. This classification is based on civilizations in the post-Cold War era, and Western is centered in Europe and North America. Note that while we adopt this classification for our comparison, it has been criticized in the political science community [24, 36] and does not always agree with the general perception of Western.

- Western (examples): U.S., Canada, UK, Germany, Netherlands, Switzerland, Sweden, and Australia.

<sup>3</sup>The statistical data was provided from the authors of the Linxen study.

- Non-Western (examples): India, China, Japan, South Korea, Israel, Saudi Arabia, Russia, Pakistan, Bangladesh, Mexico, Brazil, and South Africa.

- **Educated.** We comprehensively explored participants’ education levels by analyzing two indicators: (a) the mean years of schooling per country [80] and (b) specific educational levels of each participant if the information was provided in a paper.
- **Industrialized.** We used GDP (gross domestic product) per country, which is regarded as the most representative indicator for assessing the development and progress of a national economy [56]. To adjust for differences in purchasing power among countries, we used GDP based on PPP (purchasing power parity) [38].
- **Rich.** We comprehensively explored participants’ wealth by analyzing two indicators: (a) the country’s GNI (gross national income) based on PPP [39] and (b) specific income levels of each participant if the information was provided in a paper.
- **Democratic.** We used the political rights rating, which indicates countries’ degrees of democracy and covers electoral process, political pluralism and participation, and functioning of government [47].

**Normalization by country population.** To address which countries are over- or under-represented in UPS papers relative to population, we normalized the number of participant samples and participants by the country’s population [71]. Specifically, we calculated the normalized ratio of participant samples ( $\psi_s$ ) and that of participants ( $\psi_p$ ) as follows:

$$\psi_s = \frac{n_{samples}(\text{country}) \cdot \text{population}(\text{world})}{n_{samples}(\text{total}) \cdot \text{population}(\text{country})},$$

$$\psi_p = \frac{n_{participants}(\text{country}) \cdot \text{population}(\text{world})}{n_{participants}(\text{total}) \cdot \text{population}(\text{country})}$$

The values of  $\psi_s$  and  $\psi_p$  are at least 0. A value of  $\psi_s < 1$  or  $\psi_p < 1$  indicates the country is under-represented, while a value of  $\psi_s > 1$  or  $\psi_p > 1$  indicates that the country is over-represented corresponding to the country’s population as a percentage of the world’s population. For example,  $\psi_s = 2$  indicates that the country was over-studied twice as much relative to its population size.

**Correlation analysis.** To understand to what extent participant samples tend to be from EIRD countries, we calculated the Kendall’s tau rank correlations between  $\psi_s$  and each indicator of EIRD (e.g., mean schooling years and GDP). For instance, if there is a significantly positive correlation between  $\psi_s$  and the mean schooling years, we conclude that participant samples of UPS papers come from generally educated countries.

**Author diversity.** We identified the country of each author’s affiliation on the basis of their affiliated institution listed first.

Table 6: The number of participant samples and participants.

| Countries           | $n_{samples}$ |        | $n_{participants}$ |                   |
|---------------------|---------------|--------|--------------------|-------------------|
|                     | Ours          | [61]   | Ours               | [61] <sup>4</sup> |
| Western             | 624           | 1,102  | 183,828            | 174,041           |
| non-Western         | 167           | 405    | 38,208             | 75,068            |
| Reported as “other” | –             | –      | 4,836              | n/a               |
| % Western           | 78.89%        | 73.13% | 82.79%             | 69.87%            |

Each paper was classified either as Western-affiliated authors only, both Western-affiliated and non-Western affiliated authors, or non-Western affiliated authors only.

**Differences among conferences and research topics.** To reveal the characteristics of conferences, we compared the percentage of papers that were published only by Western-affiliated authors, papers that recruited only Western participant samples and papers that reported the participants’ countries across conferences. Similarly, we compared those percentages across research topics, participant type, design evaluation (y/n), and attack feasibility evaluation (y/n).

## 4 Results

### 4.1 Western

Of our dataset, 51.89% (371/715) papers explicitly reported the participants’ countries. In 15.94% (114/715) of papers, although the authors did not mention the participants’ countries, we were able to infer them from the authors’ affiliations (e.g., if authors mentioned that participants were recruited locally and all the authors were at institutions in the same country). For the remaining 32.17% (230/715) of papers, we were not able to confidently identify the participants’ countries because the authors provided no or unclear descriptions. For example, there were papers (i) that described only that participants were recruited locally or a user study was conducted in person, but not all the authors were in the same country; (ii) that described only that participants were recruited thorough social media, crowdsourcing, or personal contacts (i.e., recruitment methods that may include people outside of the authors’ country, especially for online studies); and (iii) that described only that participants were recruited at a security conference held in a specific country (some attendees may be from outside of the country). We provide a flowchart for coding in participants’ countries in Appendix A.3.

Table 6 shows the number of participant samples and participants among 485 papers for which we were able to identify or infer the participants’ countries. In terms of the number of participant samples, a large majority of UPS papers involved Western participant samples (78.89%, 624/791). This is higher than the results in the Linxen study [61] that reviewed studies in the HCI field (73.13%). In terms of the

<sup>4</sup>This value was not mentioned in the Linxen study, but we compiled it using the artifact data published by the authors.

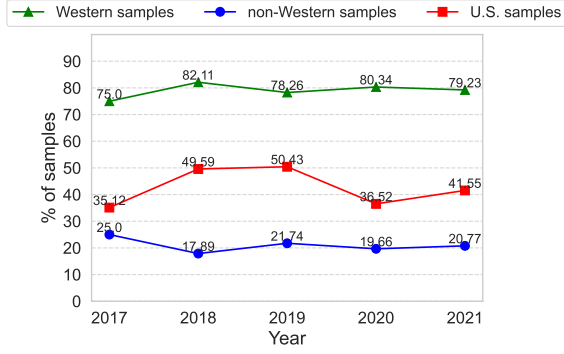


Figure 1: Temporal changes in participant samples.

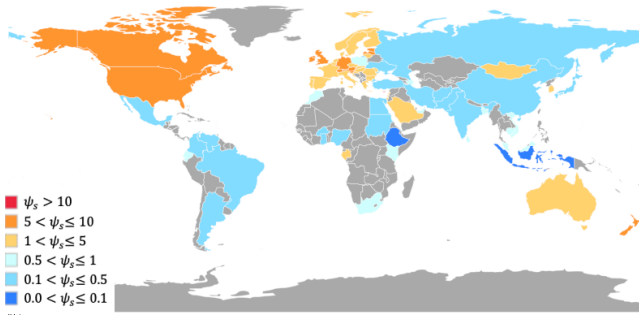


Figure 2: Distribution of normalized participant samples.

number of participants, 226,872 were involved in UPS user studies. Except for 4,836 participants who were reported as “and other” and whose details were not available, 82.79% (183,828/222,036) of participants were from Western countries. Although our analysis methods are the same as those in the Linxen study [61], please note that this is a conservative estimate, given that we only included papers for which we were able to identify or infer participants’ countries. If researchers recruited non-Westerners, they would probably have reported it because it is an uncommon practice. Thus, we are concerned that the true percentage of the Western participant samples is much higher.

Figure 1 shows the temporal changes in the percentages of Western, non-Western, and U.S. participant samples over the five-year period. Whereas the Linxen study reported that the percentage of non-Western participant samples in CHI papers largely increased (16.31% to 30.24%, 1.85x) between 2016–2020, our results unveiled that the percentage in UPS papers between 2017–2021 slightly decreased (25.00% to 20.77%, 0.83x).

Table 7 shows the top five countries by the number of participant samples, normalized ratio of participant samples by

<sup>5</sup>The number of Japanese participant samples was small ( $N=6$ ), but one user study recruited a very large number of participants ( $N=20,645$ ).

country population, and the number of participants, which enabled us to grasp over- and under-represented countries. Participant samples of UPS papers heavily skewed toward four Western countries: U.S. has been the most frequently studied, followed by Germany, United Kingdom, and Canada. Although these top four countries are the same as those for the CHI papers (the Linxen study), their shares are higher in the UPS papers (63.84%) than in the CHI papers (55.61%). Considering the U.S. population as a percentage of the world population, U.S. participant samples in the UPS field are over-represented by 9.79 times. Figure 2 shows the worldwide distribution of a normalized ratio of participant samples. Participants in the UPS papers between 2017 and 2021 were from only 79 countries, and many countries are completely missing from this map, especially African ones. South America, the Middle East, and Asia also have many countries that are missing or under-represented.

In the following two subsections, indicators of E, I, R, and D are analyzed independently. The percentage of participant samples that are from fully WEIRD (i.e., using AND as the logical operator) countries is presented in the Appendix B.

## 4.2 Educated

Table 8 indicates the correlation between countries’ normalized ratio of participant samples and countries’ mean years of schooling (see Analysis of Education-(a) in Section 3.2). We found a positive correlation ( $r = .57$ ,  $p < .001$ ), i.e., most participant samples of UPS papers come from countries with generally highly educated populations.

Next, we analyzed the participants’ education levels on the basis of the detailed descriptions in each paper (see Analysis of Education-(b) in Section 3.2). In our dataset, only 34.69% (248/715) of papers explicitly reported their participants’ education levels. Although 14.13% (101/715) of papers did not report their participants’ education levels, we were able to infer the educational levels of participants because the authors mentioned that they recruited university students. In the remaining 51.19% (366/715) of papers, we were not able to find descriptions of their participants’ education levels. Among the participants recruited in the 248 papers in which the authors explicitly reported their participants’ education levels, 71.38% (79,539/111,436) of participants had a college-level or higher education, 20.89% (23,282/111,436) had a secondary or lower education, and the remaining 7.73% (8,615/111,436) were reported as “other” or “prefer not to answer.” The participants of UPS papers (71.38% of the participants were college-educated) are as highly educated as the participants in CHI papers (69.93% of the participants were college-educated). We believe that the skew toward highly educated participants is related to the recruiting methods (described in Section 4.4): (1) many papers recruited participants within the authors’ institutions including universities, (2) many papers recruited participants through crowdsourcing

Table 7: Top five countries by the number of participant samples (left), the normalized ratio of participant samples (middle), and the number of participants (right).

| Top countries by $n_{samples}$ |               |       |          | Top countries by $\psi_s$ |               |       |          | Top countries by $n_{participants}$ |                    |       |          |
|--------------------------------|---------------|-------|----------|---------------------------|---------------|-------|----------|-------------------------------------|--------------------|-------|----------|
| Country                        | $n_{samples}$ | %     | $\psi_s$ | Country                   | $n_{samples}$ | %     | $\psi_s$ | Country                             | $n_{participants}$ | %     | $\psi_p$ |
| U.S.                           | 329           | 41.59 | 9.79     | Andorra                   | 1             | 0.13  | 127.98   | U.S.                                | 142,908            | 62.99 | 14.83    |
| Germany                        | 76            | 9.61  | 8.94     | Cyprus                    | 2             | 0.25  | 16.33    | Japan <sup>5</sup>                  | 21,979             | 9.69  | 5.97     |
| UK                             | 67            | 8.47  | 9.73     | Luxembourg                | 1             | 0.13  | 15.77    | Germany                             | 21,857             | 9.63  | 8.96     |
| Canada                         | 33            | 4.17  | 8.61     | Austria                   | 9             | 1.14  | 9.85     | UK                                  | 9,297              | 4.10  | 4.71     |
| India                          | 26            | 3.29  | 0.19     | U.S.                      | 329           | 41.59 | 9.79     | China                               | 4,994              | 2.20  | 0.12     |

Table 8: Correlations of the normalized ratio of participant samples  $\psi_s$  with each indicator of Educated, Industrialized, Rich, and Democratic.

| Indicators                     | $r$    | $r$ [61] |
|--------------------------------|--------|----------|
| Educated (mean schooling year) | .57*** | .46***   |
| Industrialized (GDP)           | .49*** | .50***   |
| Rich (GNI)                     | .52*** | .50***   |
| Democratic (political rights)  | .44*** | .50***   |

Significance levels: \* $p < .05$ , \*\* $p < .01$ , \*\*\* $p < .001$ .

such as MTurk (e.g., MTurk workers tend to be more educated than the general U.S. population [82]), and (3) there is a certain percentage (14.96%) of papers that recruited experts (who are generally highly educated).

### 4.3 Industrialized, Rich, and Democratic

Table 8 shows the results of the correlations between countries’ normalized ratios of participant samples and countries’ GDP and GNI (see Analysis of Rich-(a) in Section 3.2). We found positive correlations for both GDP ( $r = .49$ ,  $p < .001$ ) and GNI ( $r = .52$ ,  $p < .001$ ), i.e., most participant samples of UPS papers come from industrialized and rich countries.

Next, we analyzed the participants’ income on the basis of the detailed descriptions in each paper (see Analysis of Rich-(b) in Section 3.2). However, only 5.59% (40/715) reported the income levels of their participants. As in the Linxen study, we are also not able to directly establish whether the wealth of participants is representative of the general population.

Finally, as shown in Table 8, we found a positive correlation between countries’ normalized ratio of participant samples and countries’ political rights ( $r = .44$ ,  $p < .001$ ), i.e., most participant samples of UPS papers come from countries with a high degree of freedom in terms of political rights.

### 4.4 Author Diversity and Methodology

Of our dataset, 86.57% (619/715) of the papers consisted exclusively of authors affiliated with institutions in Western countries, which is slightly even more Western-skewed than the Linxen study (83.08%<sup>6</sup>). 9.93% (71/715) of the papers

<sup>6</sup>This value was not mentioned in the Linxen study, but we compiled it using the artifact data published by the authors.

consisted of both Western-affiliated and non-Western affiliated authors, and the remaining 3.50% (25/715) of the papers consisted of only non-Western affiliated authors. The percentage of papers that included authors affiliated with institutions in non-Western countries remained roughly the same: from 14.53% (17/117) in 2017 to 13.43% (27/201) in 2021.

Table 9 shows the relationships of authors’ affiliation countries, participants’ countries, study methods, and recruitment methods. In 80.84% (464/574) of user studies, the authors recruited participants from only the countries of their affiliations. The possible reasons that participants samples are skewed towards Western countries as we presented in Section 4.1 include: (1) the countries of authors’ affiliations in UPS papers are skewed toward Western ones and (2) authors tend to recruit participants in the countries of their affiliations.

In most user studies, surveys, interviews, or lab studies are conducted. As shown in Table 9, when authors recruited participants from other countries, they were more likely to conduct surveys than lab studies or interviews. Lab studies and interviews require researchers to communicate immediately/interactively with participants, and thus linguistic barriers are a serious problem. Moreover, geographic barriers also affect the choice of study method. While lab studies and interviews essentially require participants to physically come to a specific location, surveys are conducted online in most cases. Note that interviews can also be conducted online now thanks to video conferencing services.

For recruiting participants in the authors’ country, authors tend to recruit within their institutions (which is a university in most user studies). We found crowdsourcing platforms are commonly used for recruiting participants both inside and outside of authors’ countries. However, registered workers of commonly used crowdsourcing platforms such as Amazon Mechanical Turk (MTurk) and Prolific are skewed toward Westerners. Specifically, MTurk workers are mostly from the U.S., followed by India, whereas Prolific workers are primarily from the UK, followed by the U.S. and other Europe countries [76, 79]. Thus, such popular platforms contribute little to the recruitment of non-Westerners. Specifically, the Indian participant sample was the fifth largest in our dataset thanks to India’s high numbers of MTurkers and English speakers as shown in Table 7, but non-Western countries except India are less likely to be studied by Western authors.



Table 9: Author affiliations and study/recruitment method.

| Authors              | Participants  | Study Method |         | Recruitment Method            |                       |
|----------------------|---|--------------|---------|-------------------------------|-----------------------|
|                      |   | Survey       | Int/Lab | Top1                          | Top2                  |
| Western only         | Only authors' countries (72.65%)                      | 35.73%       | 55.88%  | Institution (32.85%)          | CS (27.58%)           |
|                      | Other countries: Western only (7.84%)                 | 57.78%       | 37.78%  | CS (40.00%)                   | Social media (28.89%) |
|                      | Other countries: non-Western included (7.49%)         | 60.47%       | 32.56%  | Social media (32.56%)         | CS (30.23%)           |
| non-Western included | Only authors' countries: Western only (2.79%)         | 62.50%       | 31.25%  | CS (62.50%)                   | Institution (12.50%)  |
|                      | Only authors' countries: non-Western included (5.40%) | 25.81%       | 58.06%  | Institution (51.61%)          | ML/PC (22.58%)        |
|                      | Other countries: Western only (1.22%)                 | 85.71%       | 14.29%  | CS (85.71%)                   | Institution (14.29%)  |
|                      | Other countries: non-Western included (2.61%)         | 33.33%       | 53.33%  | City (26.67%), ML/PC (26.67%) |                       |

We show the percentages of user studies rather than that of papers because multiple user studies (e.g., interview and survey) can be conducted in a single paper. We focused on the user studies in which we were able to identify or infer the participants' countries. Figures represent the percentages of user studies within the sections separated by solid lines. "Int/Lab": interview or lab study. "CS": crowdsourcing. "ML/PC": mailing list or personal contacts.

Table 10: Characteristics of conferences.

| Conference  | % Country Reported | % Attack Feasibility | % W-only Authors | % W-only Samples |
|-------------|--------------------|----------------------|------------------|------------------|
| S&P field   | 56.08 (36.86)      | 18.82                | 81.96            | 85.31            |
| HCI field   | 75.83 (61.25)      | 0.42                 | 89.58            | 84.62            |
| UPS-focused | 72.73 (59.09)      | 0.45                 | 88.64            | 86.25            |

"S&P field": S&P, SEC, CCS, NDSS, and PETS. "HCI field": CHI and CSCW. "UPS-focused": SOUPS, EuroUSEC, and USEC. "Country Reported" column: the percentage of the papers in which we were able to identify or infer the participants' countries (the figures in parentheses indicate the papers in which we were able to identify them).

We were interested in how Western-affiliated authors were reaching non-Western participants (excluding Indians, who are easily accessible via MTurk). In such user studies, the authors advertised their user study on social media, or one of the authors, who belonged to a Western affiliation but had a non-Western background, was in charge of recruitment in the city or through the author's social network [8, 9].

## 4.5 Differences among Conferences

Table 10 shows the characteristics of authors and participant samples by conferences. Both authors' affiliations and participants were skewed toward Westerners at every conference. The percentages of the papers in which the authors explicitly reported their participants' countries are lower in S&P, SEC, CCS, NDSS, and PETS than in HCI conferences (CHI and CSCW) and UPS-focused conferences (SOUPS, EuroUSEC, and USEC). Those five conferences (S&P, SEC, CCS, NDSS, and PETS) have relatively higher percentages of the papers in which the authors recruited participants only for demonstrating the feasibility of their proposed attack.

## 4.6 Research Topics and Methodology

Table 11 shows the percentages of user studies that recruited only Western samples by participant type and study objectives. In terms of participant type (i.e., non-experts or experts), we found that the percentages of user studies that recruited only Western samples are higher among the user studies that

Table 11: Differences among participant type and study objectives.

|                            | % Studies | % Country Reported | % W-only Samples |
|----------------------------|-----------|--------------------|------------------|
| Participants – Non-experts | 85.04     | 70.67 (53.07)      | 85.38            |
| Participants – Experts     | 14.96     | 53.97 (38.10)      | 77.94            |
| Design evaluation – Yes    | 39.55     | 68.47 (41.44)      | 83.78            |
| Design evaluation – No     | 60.45     | 67.98 (56.97)      | 84.97            |
| Attack feasibility – Yes   | 7.01      | 44.07 (15.25)      | 92.31            |
| Attack feasibility – No    | 92.99     | 69.99 (53.51)      | 84.12            |

We show the percentages of user studies rather than those of papers because authors can conduct multiple user studies in a single paper (e.g., researchers recruit non-experts for the first study and experts for the second study).

Table 12: Differences among research topics.

| Topic   | % Papers | % Country Reported | % W-only Samples |
|---|----------|--------------------|------------------|
| Access control and privacy preference         | 31.47    | 75.11 (63.56)      | 90.53            |
| Authentication                                | 17.34    | 65.32 (33.06)      | 82.72            |
| Vulnerability, malware, and incident response | 13.43    | 56.25 (41.67)      | 77.78            |
| Overall                                       | 11.33    | 77.78 (67.90)      | 85.71            |
| Privacy-enhancing technologies                | 9.79     | 60.00 (45.71)      | 85.71            |
| Social engineering                            | 6.29     | 75.56 (64.44)      | 79.41            |
| Privacy abuse                                 | 5.45     | 76.92 (66.67)      | 80.00            |
| Other   | 4.90     | 34.29 (14.29)      | 91.67            |

We show the percentages of papers rather than those of user studies because research topics in a single paper can be classified into one code, even if the paper conducted multiple user studies.

focused on non-experts than among the user studies that focused on experts. This result was influenced by the fact that (1) more than 40% (40.48%) of user studies that focused on experts recruited "developers," and (2) for recruiting developers, Western-affiliated authors succeeded in accessing non-Western developers by using Freelancer.com (on which many non-Western developers are registered) and developer contacts published on source code repositories (e.g., GitHub), and app stores (e.g., Google's Play Store). However, if the user studies that recruited developers are excluded, the participants of the remaining user studies (e.g., user studies that recruited system/network administrators and security experts) skewed

heavily towards Western participant samples (88.57%).

When comparing the user studies that conducted design evaluation (e.g., evaluated usability of the proposed prototype or effectiveness of the proposed nudges for security) with the user studies that did not conduct design evaluation, we found no difference in the degree of skewness toward Western participant samples.

The user studies conducted only for demonstrating the feasibility of the proposed attack account for 7.01% (59/842). Regarding such user studies, we found that (1) authors were less likely to report participants' countries explicitly (15.25%), and (2) authors were likely to recruit only Western samples (92.31%). The heavy Western skew of participant samples among attack-feasibility studies can be explained by the following fact: MTurk and lab studies, which are prone to demographic skew (e.g., the workers in MTurk are mostly from the U.S., and university researchers in Western countries are likely to recruit students at their universities for a lab study), were often used for demonstrating the feasibility of attacks. We further analyzed the studies of attack feasibility (56 papers including 59 user studies) and confirmed that attack feasibility can be influenced by participant demographics in the majority of studies (54.24%, 32/59). Two types of attack made up the majority: (i) targeting automatic speech recognition (15.25%, 9/59) and (ii) typing/keystroke inference (13.56%, 8/59). Because most such studies implicitly leveraged English audio or input in English, the attack feasibility may vary depending on the language used by the participants. For example, participants with low English proficiency may have difficulty recognizing malicious English audio. Additionally, for example, the keyboard layout and character input/conversion method used in each linguistic area can affect the feasibility of typing/keystroke inference. Therefore, authors who demonstrate attack feasibility should also properly report participants' demographic information such as their country of residence and language proficiency.

Table 12 shows the percentages of papers that recruited only Western participant samples by research topics. In UPS, "access control and privacy preference" was most frequently studied, followed by "authentication," "vulnerability, malware, and incident response," and "overall." The Western skew is pervasive in every topic. The degree of Western skew is relatively higher in "access control and privacy preference" and "other." On the other hand, in three research topics, the degree of Western skew is relatively lower: (i) for "vulnerability, malware, and incident response," researchers often recruited developers, and as mentioned above, researchers succeeded in accessing non-Western developers; (ii) regarding "social engineering," several researchers realized the importance of investigating the phishing susceptibility of non-Westerners (e.g., emerging market citizens [81] and non-native English speakers [42]); and (iii) regarding "privacy abuse," researchers often focus on privacy issues of minorities and demographic groups facing difficulties, one of which

is non-Westerners (e.g., women in non-Western countries facing gender gaps [86]).

## 5 Discussion

Our literature-review results demonstrated that UPS has fewer non-Western participant samples than HCI and that the percentage of non-WEIRD participant samples has been slightly decreasing. This implies that more significant efforts should be made in UPS to address this geographic diversity issue. On the basis of our findings, we provide recommendations for further exploring UPS research with geographically diversified populations.

### 5.1 Summary of Main Findings

The main findings of our review and analysis as follows:

- Only 51.89% of UPS papers explicitly reported the participants' countries. In non-HCI and non-UPS-focused conferences, authors were less likely to report them. In papers from which we were able to identify or infer them, 78.89% of the participant samples were Western. The Western skew increased between 2017 and 2021. (RQ1, Sections 4.1 and 4.5)
- The participant samples tended to come from countries that were considered educated, industrialized, rich, and democratic on the basis of national statistics. The percentages of papers explicitly reporting their participants' education and/or income levels were not high. (RQ1, Sections 4.2 and 4.3)
- Most of the UPS papers (86.57%) exclusively comprised authors affiliated with institutions in Western countries. The authors tended to recruit participants from the countries of their affiliations. When authors recruited participants from other countries, they were more likely to conduct surveys than lab studies or interviews due to linguistic and geographic barriers. (RQ2, Section 4.4)
- Authors with a non-Western background, social media, and some recruitment methods for developers (e.g., source code repositories and app stores) contribute to the recruitment of non-Westerners. On the other hand, studies on experts excluding developers and studies for demonstrating attack feasibility were skewed heavily toward Western participant samples. (RQ2, Sections 4.4 and 4.6)

### 5.2 Replications for Non-WEIRD Populations

A replication study can be used to examine the generalizability of the findings of an existing study to a new population or to evaluate the robustness of the findings of an existing study when a new study design is used. Although several

existing UPS papers have already shown that regional and cultural differences affect the results [44, 59, 88], we found that most UPS papers have examined only WEIRD countries and not considered/discussed whether geographic diversity affects the results. Therefore, researchers should explore different insights from geographically diversified populations while pursuing generalizable results. Recognizing population differences is a promising path for addressing the issues faced by marginalized populations.

Replication studies are recognized to be important and are recommended by conferences dedicated to UPS, for example, SOUPS emphasizes their importance in the Call for Paper (CFP) [2], and USEC and EuroUSEC include them in their CFP topics. Seven replication papers are in our dataset [15, 18, 19, 21, 28, 89, 104]<sup>7</sup>. However, the current replication studies did not sufficiently focus on non-WEIRD populations; some papers conducted a cross-cultural replication, but only in Western countries. Replication with an awareness of geographic diversity including non-WEIRD populations should be actively pursued and clearly recommended in the CFP.

The program committee (PC) needs to understand regional, cultural, and institutional differences arising from the geographic diversity to properly evaluate the value of research on non-WEIRD participants and replication studies for non-WEIRD participants. For this purpose, Western PC members alone may be insufficient to cover a broad knowledge base. In other words, more diversity of PC members is required. We additionally analyzed the PC diversity in UPS and found that the PC members also largely skewed towards researchers affiliated with institutions in Western countries: PC members were mostly Western-affiliated researchers (89.44%, 127/142) at UPS-focused conferences (SOUPS, USEC, and EuroUSEC) and research tracks (“Privacy and Security” subcommittee in CHI, “Security Usability and Measurement” track in CCS) in 2021. Soneji et al. shed light on the challenges of the review process by conducting interviews with PC members at the top-tier security conferences [93]. Although they mentioned the issue of PC members’ expertise, they did not discuss the impact of the lack of geographic diversity of PC members. This implies that the Western skew of PC members is not currently well recognized as a major problem in top-tier security conferences. UPS-related conferences should be open for PC nominations and select PC members in accordance with geographic diversity. In addition, a complementary approach to enrich PC diversity is actively reaching out to research groups that study non-Western (non-WEIRD) populations and have expertise in cross-cultural/regional research. As a first step, such research groups need not necessarily have a background in non-WEIRD countries as long as they have expertise in cross-cultural/regional research and sufficient cultural knowledge.

<sup>7</sup>In our dataset, we identified papers with “Replication:” in the title as replication papers. SOUPS recommends this title naming rule.

### 5.3 Reproducibility and Participant Protection

Papers with low reproducibility may hinder replication studies. Through our review, we identified many papers with reproducibility problems, i.e., lacking basic demographic information of participants of a user study. For example, the percentage of papers for which we were able to identify the participants’ countries was not sufficiently high (Section 4.1), nor was the percentage of papers that described the participant’s education or income level (Sections 4.2 and 4.3). Moreover, most attack-feasibility studies did not report participant demographics, which is vital because many attacks used English audio or input, highlighting the impact of language proficiency (Section 4.6). Our recommendation that researchers appropriately report participant demographics can be helpful for researchers who conduct replication studies to analyze generalizability and population differences. Note that all participant demographics reported do not necessarily have to be linked to the study results one by one because such brute-force linking entails conducting numerous statistical tests to achieve the desired  $p$ -value and creates misleading interpretations (called  $p$ -hacking).

How and where participant demographic information was described were fragmented in many papers, so researchers (readers of these papers) may spend a lot of time searching for the relevant descriptions. Moreover, many papers provided some information but not clear and insufficient descriptions (please see frequent examples in Section 4.1). A straightforward approach for researchers to recognize the reporting of participant demographics is using a checklist or uniform format. For example, NeurIPS, one of the top AI conferences, has introduced a checklist for reproducibility of AI research [1]. In addition, Distler et al. suggested a self-check format for UPS researchers to provide a clear understanding of risk representation of user studies [32]. However, for recognizing and reporting participant demographics, such an approach needs a more careful discussion in the research community because it may (i) simplify sensitive issues in recognizing participant demographics or (ii) create a threat to the safety of at-risk populations. In the first case, researchers require careful consideration when recognizing certain demographics, e.g., asking transgender people about their recognized gender or asking people living in areas that cannot be clearly defined because of conflict zones or territorial disputes about their countries of residence. To avoid these issues, researchers should provide sufficient options for a broad range of individual expressions of identity. In the second case, researchers require measures to protect the physical/digital safety of at-risk populations (e.g., political activists and survivors of intimate partner abuse/violence). Bellini et al. summarized the practices of protecting at-risk populations’ privacy and physical/digital safety against reidentification before, during, or after the research; representative practices include omitting details of research procedures and demographic information [17, 66]. Therefore,

the UPS community also needs to understand the reasons for not clarifying information associated with participants' identities when participants belong to at-risk populations.

## 5.4 Geographic Barriers

The skew toward Western participant samples in the UPS papers is related to the facts that the majority of authors are affiliated with institutions in Western countries and that authors tend to recruit participants from the countries of their affiliations as mentioned in Section 4.4. Geographic barriers may cause researchers to find the most *convenient sample* (e.g., students of the local university who are easy for university researchers to recruit). Online methods can be used as a promising approach to overcome geographic barriers. Our results demonstrated that crowdsourcing is the common method to recruit participants outside of authors' countries. However, note that there is also a skew in the participant pool in popular crowdsourcing platforms. Although crowdsourcing platforms such as MTurk, Prolific, and Clickworker are often used to recruit participants as end users, these platforms basically had Western workers, and researchers cannot reach people living in outside of the West, e.g., Asian countries as well as the Global South. Thus, to overcome the aforementioned geographic barriers of participant recruitment, researchers should consider using local (regional) crowdsourcing platforms used in the country of the target population. On the other hand, online methods have a major weakness: only people with Internet access and some familiarity with information technology can participate. This is a more serious problem in the Global South. As a complementary solution, we recommend improving the researcher diversity and collaboration with local researchers, as mentioned in Section 5.5.

Recruiting experts through crowdsourcing is generally more difficult than recruiting non-experts (end users). This is because most workers registered for crowdsourcing are non-experts. Even in this situation, software developers are often recruited online, e.g., Freelancer.com (a crowdsourcing platform for freelance developers), contact lists on source code repositories (e.g., GitHub), and app stores (e.g., Google's Play Store) as mentioned in Section 4.6. Unfortunately, however, the current methods of recruiting software developers have been reported to have several contractual and methodological issues. Danilova et al., whose study was published in 2021, admitted that Freelancer.com rejected their academic tasks of a user study for software developers [30]. This means a mismatch between researchers' "academic" objective and the platform's "business" objective. Furthermore, while some researchers started recruiting software developers by harvesting developers' emails from source code repositories, app stores, and social media, Tahaei et al. pointed out that there is no support for doing large-scale recruitment by harvesting those platforms (at least on GitHub, this harvesting is against the terms of service and privacy policy) [98]. In addition,

Danilova et al. and Tahaei et al. pointed out the problem that online recruitment often includes software developers who do not have sufficient development skills to participate in the user study, and they evaluated screening methods to verify whether participants have sufficient development skills [27, 29, 98].

The majority of studies that recruited experts through online methods (e.g., crowdsourcing, source code repositories, app stores, and social media) focused on software developers. However, experts studied in UPS are more diverse and are not limited to software developers, but include system/network administrators, SOC analysts, security experts, and so on. Since such expert populations are hard to find in the current participant pool of crowdsourcing platforms, recruitment methods tend to rely on personal contacts. Although there is currently no groundbreaking method for recruiting experts other than software developers, a platform is desired that can be used without geographical or linguistic barriers and designed with incentives to attract professionals.

## 5.5 Linguistic Barriers

Whereas the online research mentioned in the previous section can (partially) resolve geographic barriers to recruiting, there are also linguistic barriers to studying non-WERID populations. We suggest approaches to reduce the linguistic barriers in UPS research include (1) enriching the geographic diversity of authors and (2) empowering non-Western researchers.

Although English is used as a national language in many countries, non-native English speakers account for the majority of the world's population, and there are many countries where English proficiency is not sufficiently high [33]. Linguistic barriers resulting from the use of different languages in various countries significantly impact the localization of research within a single linguistic community (Section 4.4). Linguistic barriers become apparent following two cases: when (1) participants and researchers and (2) documents and researchers have different native languages. For the first case of participants and researchers, especially in user studies that require immediate communication, the researchers have difficulty correctly communicating the intention of the study to the participants and to understanding the intended meanings of their responses. In fact, the results in Section 4.4 suggested that authors were more likely to conduct surveys than lab studies or interviews when they recruited participants from other countries. Dell et al. evaluated the difference in participants' response bias due to demand characteristics between a local interviewer and a foreign researcher with a translator [31]. Their results demonstrated that the bias towards the artifact of the foreign researcher was greater than that of the local interviewer. Therefore, the difficulty in conducting interviews with people speaking other languages can be a serious problem in human factor research including UPS. For the second case of documents and researchers, although understanding online public advice, policies (e.g., privacy



policies), and user posts on social media<sup>8</sup> is important work in the UPS field, such documents written in foreign languages are difficult for researchers to correctly analyze. Redmiles et al. suggested the key challenge in prioritizing security and privacy advice through their large-scale analysis of the advice on the Web [83], while the obtained results were inherently constrained to English-language advice owing to the advice collected from MTurkers, mainly consisting of workers from English-speaking countries, including the U.S. In their analysis of online phishing advice, Althobaiti et al. explicitly stated the linguistic limitation; they restricted their investigation to webpages from limited countries to avoid heavy reliance on automated translation [13]. When English-speaking researchers conduct a study in a non-English-speaking country, they should preferably work with a researcher who is a native speaker of the language of that country. From the viewpoint of studies in non-English speaking countries, especially in the Global South, researchers may incur additional costs to translate the participants’ responses or documents into the publication language (i.e., English). To reduce these linguistic barriers, the UPS research community should facilitate cross-national authorship and consider linguistic support, including cost sharing.

The diversification of conference locations is expected to not only facilitate collaboration among researchers by increasing the number of diverse conference attendees [67] but also foster and strengthen local (e.g., non-Western) researchers by stimulating local research communities and technology transfers. In UPS, however, most conferences have been held in limited locations. S&P, NDSS, and SOUPS have never been held outside the U.S., USENIX Security has been held mostly in the U.S. and once in Canada, and CCS has been held almost exclusively in the U.S. and Europe (it was held in South Korea only in 2021).

## 5.6 Research Justice Considerations

Research justice is a concept and method that articulates and ensures fairness, equity, and ethical considerations in research, particularly in community-based collaborations, including non-WEIRD populations. It addresses power imbalances, promotes inclusivity, and respects marginalized populations’ or individuals’ rights and interests. Haelewaters et al. criticized “helicopter research,” where Global North (i.e., richer globalized countries such as Western countries) researchers make roundtrips to the Global South to conduct their research with little to no involvement of local collaborators, highlighting it as a prime example of harming research justice [41]. Haelewaters et al. proposed rules for avoiding helicopter research for better, collaborative, and non-colonial science between the Global North and the Global South. The rules mainly include equal and synergistic collaborations with local re-

searchers/collaborators/communities, being ethical and fair about publications and authorship, recognizing differences in work culture, and using local infrastructure. These rules are also related to our suggestions: improving researcher diversity and collaboration with local researchers (Sections 5.4 and 5.5), fostering and strengthening local researchers by stimulating local research communities and technology transfers (Section 5.5), increasing the diversity among PC members with knowledge of non-WEIRD societies/populations (Section 5.2), and using local crowdsourcing platforms (Section 5.4). When facilitating research on non-WEIRD societies/populations, the UPS community needs to embrace Haelewaters et al.’s rules as the principles of research.

## 5.7 Future Research

In Section 2.2, we presented how WEIRD skew would harm UPS research. Here, we discuss the promising areas of future research in USP, highlighting the undisclosed facts and unsolved challenges based on our literature reviews.

**WEIRD perspective.** Our results demonstrated that the participant samples were skewed toward Educated, Industrialized, Rich, and Democratic (EIRD) countries as well as Western. With respect to “Western,” we found Western skew in UPS papers on any topic. Among these papers, participant samples that investigated experts (excluding developers) were particularly skewed toward Westerners. While the papers that focused on developers investigated non-Western participant samples to some extent as mentioned in Section 4.6, experts are more diverse, including system/network administrators, SOC analysts, and CSIRT engineers. In software development, organizational structures varied across countries and generated different organizational constraints [52]. This fact implies that organizational and cultural issues are a promising direction to study various types of experts in non-Western countries. With respect to “Educated,” studying only educated countries is not sufficient because Global South countries face several challenges in the development of cybersecurity education. Cybersecurity education in the Global South is generally elementary [23], and individual participants’ education level was found to be a significant factor influencing participants’ security and privacy behaviors in general [77, 107, 113]. Researchers should clarify what kind of security and privacy education and advice people in the Global South are receiving and make efforts to narrow the digital divide regarding security and privacy education between the Global South and Global North. With respect to “Industrialized” and “Rich,” some studies have already focused on the security and privacy concerns of people in the Global South, where people have limited IT resources, e.g., concerns regarding device sharing, and developed support technology for them [10, 16, 85]. Researchers should investigate whether support technology is actionable in other countries and regions with lower levels of industrialization and wealth. With respect to “Democratic,”

<sup>8</sup>The papers that analyzed only online public data without a user study were out of the scope of our literature review.

some studies indicated that people in countries with little political freedom perceive their privacy differently than people in other countries [111]. This democratic difference may affect the study result of the topic of “access control and privacy preferences”: participant samples of this topic were particularly skewed toward Westerners as mentioned in Section 4.6. When conducting a user study with potential participants in politically repressive regimes, researchers should consider and overcome difficulties in recruiting methods and study methods, as well as the ethical issue of potentially putting participants at risk due to their criticism of the government. The research practices for protecting such at-risk participants are introduced in Section 5.3.

**Design evaluation.** Although some cross-cultural comparisons of user perceptions, concerns, and practices have been conducted in the UPS field, those of design evaluation have been insufficiently investigated. In the HCI and psychology fields, user preferences on interface design and framing are known to vary across countries [51, 62, 70]; therefore, more differences across countries in the usability of security/privacy interfaces and the effectiveness of framing, such as text and icons on the notification that encourage users to adopt a security technology, should be identified to design interfaces tailored to each country’s users.

**More diverse non-WEIRD societies/populations.** Broadening geographic diversity is a vital factor in fostering UPS growth; nevertheless, there is a pitfall in the measure of the percentage of non-Western participant samples. If more papers studied India and China, which have already been studied to some extent (the fifth and sixth highest number of participant samples, respectively), the percentage of non-Western participant samples would increase; however, there are still many non-Western countries in Africa, South America, and Asia that have not been studied in the last five years (please see Section 4.1). The UPS research community should strive to understand more diverse countries.

## 5.8 Limitations

**Measurement errors.** While some measurement errors are inevitable in manual analysis, we have tried to make our literature-review procedure as clear as possible to ensure coding precision. Our dataset will be available to researchers upon request to improve reproducibility and facilitate replications of our study.

**Conference coverage.** Our dataset (ten conferences,  $N=715$ ) is much larger than the recent representative literature-review papers in UPS (five conferences,  $N=284$  in [32]). Our dataset covers top-tier and competitive conferences in which UPS papers are presented and that highly influence many researchers and societies globally. Understanding the WEIRD skew of such conferences would be a reasonable first step. Note that papers concerning non-WEIRD countries are also presented at region-focused conferences (e.g., AfriCHI), which are not

included in our dataset.

**Exclusion of papers that analyzed online public data.** We focused on the UPS papers in which the authors recruited participants for user studies, and we did not focus on the UPS papers in which the authors analyzed online public data. We are concerned that such UPS papers are also skewed towards Western societies, i.e., researchers investigated design and policies implemented on Western online services and online content posted by Western users.

**Limitation of WEIRD framework.** Most indicators of the WEIRD framework<sup>9</sup> assume representative population demographics in each country. However, in general, individuals within the same country are diverse. For example, even if the participants are from poor countries, they may be personally wealthy. Moreover, online methods can easily recruit people with Internet access and some familiarity with information technology, as mentioned in Section 5.4. In addition, low-income people in Western countries remain valuable for the UPS community. However, we were unable to quantify the papers on such people because few papers reported their participants’ income levels.

**Other indicators of the diversity dimensions.** The five indicators of WEIRD are just a subset of the diversity dimensions that are considered in human factor research [45]. UPS researchers should consider various kinds of diversities beyond WEIRD. For example, Hofstede’s cultural dimensions framework includes promising indicators. We additionally analyzed our dataset in terms of that framework (please see Appendix C). Future research is needed to comprehensively capture the diversities that influence UPS research.

## 6 Conclusion

The goal of this study was to understand the geographic diversity of recruited participants in usable privacy and security (UPS) and the characteristics of the methodologies and research topics. Throughout our comprehensive literature review of 715 UPS papers, we unveiled that UPS papers are highly skewed towards Western participant samples (78.89%). Unfortunately, this skew is higher than that in human-computer interaction (HCI; 73.13%). Moreover, the percentage of non-Western participant samples in UPS papers between 2017–2021 decreased (25.00% to 20.77%, 0.83x). This implies that more significant efforts should be made in UPS to address this geographic diversity issue. We provided the recommendations for making UPS research less WEIRD (Western, Educated, Industrialized, Rich, and Democratic): facilitating replications, addressing geographic and linguistic issues of study and recruiting methods, and setting future research topics. We hope that our findings and recommendations encourage the growing UPS community to further diversify and become more inclusive.

<sup>9</sup>Indicators of E and I use both national averages and individual figures.

## Acknowledgements

We would like to thank Sebastian Linxen, the author of the original study (the Linxen study) [61], for the advice on our replication efforts. We also thank the anonymous reviewers and shepherd for their insightful and invaluable feedback.

## References

- [1] NeurIPS 2021. Paper checklist guidelines. <https://neurips.cc/Conferences/2021/PaperInformation/PaperChecklist>, (accessed August 2, 2022).
- [2] SOUPS 2022. Call for papers. <https://www.usenix.org/conference/soups2022/call-for-papers>, (accessed August 2, 2022).
- [3] Noura Abdi, Xiao Zhan, Kopo M. Ramokapane, and Jose Such. Privacy norms for smart home personal assistants. In *Proceedings of the 2021 CHI Conference on Human Factors in Computing Systems*, 2021.
- [4] Ruba Abu-Salma, M. Angela Sasse, Joseph Bonneau, Anastasia Danilova, Alena Naiakshina, and Matthew Smith. Obstacles to the adoption of secure communication tools. In *Proceedings of the 38th IEEE Symposium on Security and Privacy*, 2017.
- [5] Mark S. Ackerman. The intellectual challenge of CSCW: The gap between social requirements and technical feasibility. *Hum.-Comput. Interact.*, 15(2):179–203, 2000.
- [6] Alessandro Acquisti, Idris Adjerid, Rebecca Balebako, Laura Brandimarte, Lorrie Faith Cranor, Saranga Komanduri, Pedro Giovanni Leon, Norman Sadeh, Florian Schaub, Manya Sleeper, Yang Wang, and Shomir Wilson. Nudges for privacy and security: Understanding and assisting users’ choices online. *ACM Computing Surveys*, 50(3):1–41, 2017.
- [7] Anne Adams and Martina Angela Sasse. Users are not the enemy. *Commun. ACM*, 42(12):40–46, 1999.
- [8] Syed Ishtiaque Ahmed, Md Romael Haque, Jay Chen, and Nicola Dell. Digital privacy challenges with shared mobile phone use in Bangladesh. *Human-Computer Interaction*, 1(CSCW):1–20, 2017.
- [9] Syed Ishtiaque Ahmed, Md Romael Haque, Shion Guha, Md Rashidujjaman Rifat, and Nicola Dell. Privacy, security, and surveillance in the Global South: A study of biometric mobile SIM registration in Bangladesh. In *Proceedings of the 2017 CHI Conference on Human Factors in Computing Systems*, 2017.
- [10] Syed Ishtiaque Ahmed, Md Romael Haque, Irtaza Haider, Jay Chen, and Nicola Dell. “Everyone has some personal stuff”: Designing to support digital privacy with shared mobile phone use in Bangladesh. In *Proceedings of the 2019 CHI Conference on Human Factors in Computing Systems*, 2019.
- [11] Elham Al Qahtani, Yousra Javed, Heather Lipford, and Mohamed Shehab. Do women in conservative societies (not) follow smartphone security advice? A case study of Saudi Arabia and Pakistan. In *Proceedings of the 5th European Workshop on Usable Security*, 2020.
- [12] Kholoud Althobaiti, Nicole Meng, and Kami Vaniea. I don’t need an expert! Making URL phishing features human comprehensible. In *Proceedings of the 2021 CHI Conference on Human Factors in Computing Systems*, 2021.
- [13] Kholoud Althobaiti, Ghaidaa Rummani, and Kami Vaniea. A review of human-and computer-facing URL phishing features. In *Proceedings of the 4th European Workshop on Usable Security*, 2019.
- [14] Jeffrey J. Arnett. The neglected 95%: Why American psychology needs to become less American. *American Psychologist*, 63(7):602–614, 2008.
- [15] Khadija Baig, Elisa Kazan, Kalpana Hundlani, Sana Maqsood, and Sonia Chiasson. Replication: Effects of media on the mental models of technical users. In *Proceedings of the 17th Symposium on Usable Privacy and Security*, 2021.
- [16] Khaled Baqer, Ross Anderson, Jeunese Adrienne Payne, Lorna Mutegi, and Joseph Sevilla. Digitally: Piloting offline payments for phones. In *Proceedings of the 13th Symposium on Usable Privacy and Security*, 2017.
- [17] Rosanna Bellini, Emily Tseng, Noel Warford, Tara Matthews Alaa Daffalla, Sunny Consolvo, Jill Palzkill Woelfer, Patrick Gage Kelley, Michelle L. Mazurek, Dana Cuomo, Nicola Dell, and Thomas Ristenpart. SoK: Safer digital-safety research involving at-risk users. *arXiv: 2309.00735*, 2023.
- [18] Karoline Busse, Julia Schäfer, and Matthew Smith. Replication: No one can hack my mind revisiting a study on expert and non-expert security practices and advice. In *Proceedings of the 15th Symposium on Usable Privacy and Security*, 2019.
- [19] Karoline Busse, Dominik Wermke, Sabrina Amft, Sascha Fahl, Emanuel von Zezschwitz, and Matthew Smith. Replication: Do we snooze if we can’t lose?

- Modelling risk with incentives in habituation user studies. In *Proceedings of the 2019 Workshop on Usable Security*, 2019.
- [20] Marcus A. Butavicius, Kathryn Parsons, Malcolm R. Pattinson, Agata McCormac, Dragana Calic, and Meredith Lillie. Understanding susceptibility to phishing emails: Assessing the impact of individual differences and culture. In *Proceedings of the 11th International Symposium on Human Aspects of Information Security & Assurance*, 2017.
- [21] Casey Canfield, Alex Davis, Baruch Fischhoff, Alain Forget, Sarah Pearman, and Jeremy Thomas. Replication: Challenges in using data logs to validate phishing detection ability metrics. In *Proceedings of the 13th Symposium on Usable Privacy and Security*, 2017.
- [22] Weicheng Cao, Chunqiu Xia, Sai Teja Peddinti, David Lie, Nina Taft, and Lisa M Austin. A large scale study of user behavior, expectations and engagement with Android permissions. In *Proceedings of the 30th USENIX Security Symposium*, 2021.
- [23] Frankie E. Catota, M. Granger Morgan, and Douglas C. Sicker. Cybersecurity education in a developing nation: The ecuadorian environment. *Journal of Cybersecurity*, 5(1), 2019.
- [24] Giacomo Chiozza. Is there a clash of civilizations? Evidence from patterns of international conflict involvement, 1946-97. *Journal of Peace Research*, 39(6):711–734, 2002.
- [25] Sophie Cockcroft and Saphira Rekker. The relationship between culture and information privacy policy. *Electronic Markets*, 26(1):55–72, 2016.
- [26] comferte AG. 17 countries with GDPR-like data privacy laws. <https://insights.comferte.com/countries-with-gdpr-like-data-privacy-laws>, (accessed June 2, 2023).
- [27] Anastasia Danilova, Stefan Horstmann, Matthew Smith, and Alena Naiakshina. Testing time limits in screener questions for online surveys with programmers. In *Proceedings of the 44th International Conference on Software Engineering*, 2022.
- [28] Anastasia Danilova, Alena Naiakshina, Johanna Deuter, and Matthew Smith. Replication: On the ecological validity of online security developer studies: Exploring deception in a password-storage study with freelancers. In *Proceedings of the 16th Symposium on Usable Privacy and Security*, 2020.
- [29] Anastasia Danilova, Alena Naiakshina, Stefan Horstmann, and Matthew Smith. Do you really code? Designing and evaluating screening questions for online surveys with programmers. In *Proceedings of the 43rd International Conference on Software Engineering*, 2021.
- [30] Anastasia Danilova, Alena Naiakshina, Anna Rasgauski, and Matthew Smith. Code reviewing as methodology for online security studies with developers - A case study with freelancers on password storage. In *Proceedings of the 17th Symposium on Usable Privacy and Security*, 2021.
- [31] Nicola Dell, Vidya Vaidyanathan, Indrani Medhi, Edward Cutrell, and William Thies. “Yours is better!”: Participant response bias in HCI. In *Proceedings of the 2012 SIGCHI Conference on Human Factors in Computing Systems*, 2012.
- [32] Verena Distler, Matthias Fassl, Hana Habib, Katharina Krombholz, Gabriele Lenzini, Carine Lallemand, Lorie Faith Cranor, and Vincent Koenig. A systematic literature review of empirical methods and risk representation in usable privacy and security research. *ACM Transactions on Computer-Human Interaction*, 28(6):1–50, 2021.
- [33] EF Education First. EF english proficiency index. <https://www.ef.com/wwen/epi/>, (accessed August 12, 2022).
- [34] Joseph L. Fleiss, Bruce Levin, and Myunghee Cho Paik. The measurement of interrater agreement. *Statistical methods for rates and proportions*, 2(212-236):22–23, 1981.
- [35] Anjuli Franz, Verena Zimmermann, Gregor Albrecht, Katrin Hartwig, Christian Reuter, Alexander Benlian, and Joachim Vogt. SoK: Still plenty of phish in the sea – A taxonomy of user-oriented phishing interventions and avenues for future research. In *Proceedings of the 17th Symposium on Usable Privacy and Security*, 2021.
- [36] George Fujii, Andrew Szarejko, and Diane Labrosse. The clash of civilizations in the IR classroom. <https://networks.h-net.org/node/28443/discussions/5273269/h-diploissf-teaching-roundtable-11-6-clash-civilizations-ir>, (accessed November 27, 2022).
- [37] Simson Garfinkel and Heather Richter Lipford. Usable security: History, themes, and challenges. *Synthesis Lectures on Information Security, Privacy, and Trust*, 5(2):1–124, 2014.



- [38] The World Bank Group. GDP per capita, PPP (current international \$) (2020). <https://data.worldbank.org/indicator/NY.GDP.PCAP.PP.CD>.
- [39] The World Bank Group. GNI per capita, PPP (current international \$) (2020). <https://data.worldbank.org/indicator/NY.GNP.PCAP.PP.CD>.
- [40] Guofei Gu. Computer security conference ranking and statistic. [https://people.engr.tamu.edu/guofei/sec\\_conf\\_stat.htm](https://people.engr.tamu.edu/guofei/sec_conf_stat.htm), (accessed August 18, 2022).
- [41] Danny Haelewaters, Tina A. Hofmann, and Adriana L. Romero-Olivares. Ten simple rules for Global North researchers to stop perpetuating helicopter research in the Global South. *PLoS Computational Biology*, 17(8), 2021.
- [42] Ayako A. Hasegawa, Naomi Yamashita, Mitsuaki Akiyama, and Tatsuya Mori. Why they ignore English emails: The challenges of non-Native speakers in identifying phishing emails. In *Proceedings of the 17th Symposium on Usable Privacy and Security*, 2021.
- [43] Joseph Henrich, Steven J. Heine, and Ara Norenzayan. The weirdest people in the world? *Behavioral and Brain Sciences*, 33(2-3):61–83, 2010.
- [44] Franziska Herbert, Steffen Becker, Leonie Schaewitz, Jonas Hielscher, Marvin Kowalewski, Angela Sasse, Yasemin Acar, and Markus Dürmuth. A world full of privacy and security (mis)conceptions? Findings of a representative survey in 12 countries. In *Proceedings of the 2023 CHI Conference on Human Factors in Computing Systems*, 2023.
- [45] Julia Himmelsbach, Stephanie Schwarz, Cornelia Gerdnitsch, Beatrix Wais-Zechmann, Jan Bobeth, and Manfred Tscheligi. Do we care about diversity in human computer interaction: A comprehensive content analysis on diversity dimensions in research. In *Proceedings of the 2019 CHI Conference on Human Factors in Computing Systems*, 2019.
- [46] Geert Hofstede. Dimensionalizing cultures: The Hofstede model in context. *Online readings in psychology and culture*, 2(1):2307–0919, 2011.
- [47] Freedom House. Freedom in the world (2020). <https://freedomhouse.org/report/freedom-world>.
- [48] Samuel P. Huntington. *The clash of civilizations and the remaking of world order*. Simon & Schuster, 2011.
- [49] Enzuzo Inc. Data privacy laws in 2023: The rules & regulations you need to know. <https://www.enzuzo.com/blog/data-privacy-laws>, (accessed June 2, 2023).
- [50] Hofstede Insights. Country comparison tool. <https://www.hofstede-insights.com/>, (accessed August 2, 2022).
- [51] Jainaba Jagne and Serengul Smith. Cross-cultural interface design strategy. *Universal Access in the Information Society*, 5:299–305, 2006.
- [52] Fumihiko Kanei, Ayako Akiyama Hasegawa, Eitaro Shioji, and Mitsuaki Akiyama. A cross-role and bi-national analysis on security efforts and constraints of software development projects. In *Proceedings of the 37th Annual Computer Security Applications Conference*, 2021.
- [53] Mannat Kaur, Michel van Eeten, Marijn Janssen, Kevin Borgolte, and Tobias Fiebig. Human factors in security research: Lessons learned from 2008-2018. *arXiv:2103.13287*, 2021.
- [54] Nir Kshetri. Cybercrime and cybersecurity in Africa. *Journal of Global Information Technology Management*, 22(2):77–81, 2019.
- [55] Pedro Giovanni Leon, Blase Ur, Yang Wang, Manya Sleeper, Rebecca Balebako, Richard Shay, Lujo Bauer, Mihai Christodorescu, and Lorrie Faith Cranor. What matters to users? Factors that affect users’ willingness to share information with online advertisers. In *Proceedings of the 9th symposium on usable privacy and security*, 2013.
- [56] Philipp Lepenies. *The power of a single number: A political history of GDP*. Columbia University Press, 2016.
- [57] Ling Li, Wu He, Li Xu, Ivan Ash, Mohd Anwar, and Xiaohong Yuan. Investigating the impact of cybersecurity policy awareness on employees’ cybersecurity behavior. *International Journal of Information Management*, 45:13–24, 2019.
- [58] Yao Li, Reza Ghaiumy Anaraky, and Bart Knijnenburg. How not to measure social network privacy: A cross-country investigation. *Human-Computer Interaction*, 5(CSCW):1–32, 2021.
- [59] Yao Li, Alfred Kobsa, Bart P. Knijnenburg, and M-H Carolyn Nguyen. Cross-cultural privacy prediction. In *Proceedings of the 17th Privacy Enhancing Technologies Symposium, PETS’17*, 2017.
- [60] Yifang Li, Nishant Vishwamitra, Bart P. Knijnenburg, Hongxin Hu, and Kelly Caine. Effectiveness and users’ experience of obfuscation as a privacy-enhancing technology for sharing photos. *Human-Computer Interaction*, 1(CSCW):1–24, 2017.

- [61] Sebastian Linxen, Christian Sturm, Florian Brühlmann, Vincent Cassau, Klaus Opwis, and Katharina Reinecke. How WEIRD is CHI? In *Proceedings of the 2021 CHI conference on human factors in computing systems*, 2021.
- [62] Aaron Marcus and Emilie West Gould. Crosscurrents: Cultural dimensions and global web user-interface design. *Interactions*, 7(4):32–46, 2000.
- [63] Diogo Marques, Tiago Guerreiro, Luis Carriço, Ivan Beschastnikh, and Konstantin Beznosov. Vulnerability & blame: Making sense of unauthorized access to smartphones. In *Proceedings of the 2019 CHI Conference on Human Factors in Computing Systems*, 2019.
- [64] Raima Mathew, Mutmaina Adebayo, and Camille Cobb. A meta-analysis on the diversity of security and privacy research. In *Proceedings of the 7th Workshop on Inclusive Privacy and Security*, 2022.
- [65] Tara Matthews, Kathleen O’Leary, Anna Turner, Manya Sleeper, Jill Palzkill Woelfer, Martin Shelton, Cori Manthorne, Elizabeth F. Churchill, and Sunny Consolvo. Stories from survivors: Privacy & security practices when coping with intimate partner abuse. In *Proceedings of the 2017 CHI Conference on Human Factors in Computing Systems*, 2017.
- [66] Jessica McClearn, Rikke Bjerg Jensen, and Reem Talhouk. Othered, silenced and scapegoated: Understanding the situated security of marginalised populations in lebanon. In *Proceedings of the 32nd USENIX Security Symposium*, 2023.
- [67] Helena Mentis, Cliff Lampe, Regina Bernhaupt, Anirudha Joshi, Susan Fussell, Susan Dray, Dan Olsen, Aaron Quigley, Julie R. Williamson, Eunice Sari, Loren Terveen, Allison Druin, and Philippe Palanque. The new SIGCHI EC’s values and strategic initiatives. *Interactions*, 26(1):84–85, 2018.
- [68] Sandra J Milberg, Sandra J Burke, H Jeff Smith, and Ernest A Kallman. Values, personal information privacy, and regulatory approaches. *Communications of the ACM*, 38(12):65–74, 1995.
- [69] Alena Naiakshina, Anastasia Danilova, Eva Gerlitz, and Matthew Smith. On conducting security developer studies with CS students: Examining a password-storage study with CS students, freelancers, and company developers. In *Proceedings of the 2020 CHI Conference on Human Factors in Computing Systems*, 2020.
- [70] Yeseul Nam, Haeyoung Gideon Park, and Young-Hoon Kim. Do you favor positive information or dislike negative information? Cultural variations in the derivation of the framing effect. *Current Psychology*, 2021.
- [71] United Nations. World population prospects 2019 (2020 estimation). <https://population.un.org/wpp/DataQuery/>.
- [72] NIST. NIST SP-800 series. <https://csrc.nist.gov/publications/sp800>, (accessed June 2, 2023).
- [73] Midas Nouwens, Ilaria Liccardi, Michael Veale, David Karger, and Lalana Kagal. Dark patterns after the GDPR: Scraping consent pop-ups and demonstrating their influence. In *Proceedings of the 2020 CHI conference on human factors in computing systems*, 2020.
- [74] Borke Obada-Obieh, Yue Huang, Lucrezia Spagnolo, and Konstantin Beznosov. SoK: The dual nature of technology in sexual abuse. In *Proceedings of the 43rd IEEE Symposium on Security and Privacy*, 2022.
- [75] Daniela Oliveira, Harold Rocha, Huizi Yang, Donovan Ellis, Sandeep Dommaraju, Melis Muradoglu, Devon Weir, Adam Soliman, Tian Lin, and Natalie Ebner. Dissecting spear phishing emails for older vs young adults: On the interplay of weapons of influence and life domains in predicting susceptibility to phishing. In *Proceedings of the 2017 CHI Conference on Human Factors in Computing Systems*, 2017.
- [76] Jonas Oppenlaender, Kristy Milland, Aku Visuri, Panos Ipeirotis, and Simo Hosio. Creativity on paid crowdsourcing platforms. In *Proceedings of the 2020 CHI Conference on Human Factors in Computing Systems*, 2020.
- [77] Kathryn Parsons, Agata McCormac, Malcolm Pattinson, Marcus Butavicius, and Cate Jerram. Phishing for the truth: A scenario-based experiment of users’ behavioural response to emails. In *Proceedings of the 2013 IFIP international information security conference*, 2013.
- [78] Sarah Pearman, Shikun Aerin Zhang, Lujo Bauer, Nicolas Christin, and Lorrie Faith Cranor. Why people (don’t) use password managers effectively. In *Proceedings of the 15th Symposium on Usable Privacy and Security*, 2019.
- [79] Eyal Peer, Laura Brandimarte, Sonam Samat, and Alessandro Acquisti. Beyond the Turk: Alternative platforms for crowdsourcing behavioral research. *Journal of Experimental Social Psychology*, 70:153–163, 2017.

- [80] United Nations Development Programme. Human development report 2019. <https://hdr.undp.org/content/human-development-report-2019>, (accessed August 2, 2022).
- [81] Lubna Razaq, Tallal Ahmad, Samia Ibtasam, Umer Ramzan, and Shrirang Mare. “We even borrowed money from our neighbor”: Understanding mobile-based frauds through victims’ experiences. *Human-Computer Interaction*, 5(CSCW):1–30, 2021.
- [82] Elissa M. Redmiles, Sean Kross, and Michelle L. Mazurek. How well do my results generalize? Comparing security and privacy survey results from MTurk, web, and telephone samples. In *Proceedings of the 40th IEEE Symposium on Security and Privacy*, 2019.
- [83] Elissa M. Redmiles, Noel Warford, Amritha Jayanti, Aravind Koneru, Sean Kross, Miraida Morales, Rock Stevens, and Michelle L. Mazurek. A comprehensive quality evaluation of security and privacy advice on the web. In *Proceedings of the 29th USENIX Security Symposium*, 2020.
- [84] Benjamin Reinheimer, Lukas Aldag, Peter Mayer, Mattia Mossano, Reyhan Duezguen, Bettina Lofthouse, Tatiana Von Landesberger, and Melanie Volkamer. An investigation of phishing awareness and education over time: When and how to best remind users. In *Proceedings of the 16th Symposium on Usable Privacy and Security*, 2020.
- [85] Simon Robinson, Jennifer Pearson, Thomas Reitmaier, Shashank Ahire, and Matt Jones. Make yourself at phone: Reimagining mobile interaction architectures with emergent users. In *Proceedings of the 2018 CHI Conference on Human Factors in Computing Systems*, 2018.
- [86] Nithya Sambasivan, Amna Batool, Nova Ahmed, Tara Matthews, Kurt Thomas, Laura Sanely Gaytán-Lugo, David Nemer, Elie Bursztein, Elizabeth Churchill, and Sunny Consolvo. “They don’t leave us alone anywhere we go”: Gender and digital abuse in South Asia. In *Proceedings of the 2019 CHI Conference on Human Factors in Computing Systems*, 2019.
- [87] Nithya Sambasivan, Garen Checkley, Amna Batool, Nova Ahmed, David Nemer, Laura Sanely Gaytán-Lugo, Tara Matthews, Sunny Consolvo, and Elizabeth F. Churchill. “Privacy is not for me, it’s for those rich women”: Performative privacy practices on mobile phones by women in South Asia. In *Proceedings of the 14th Symposium on Usable Privacy and Security*, 2018.
- [88] Yukiko Sawaya, Mahmood Sharif, Nicolas Christin, Ayumu Kubota, Akihiro Nakarai, and Akira Yamada. Self-confidence trumps knowledge: A cross-cultural study of security behavior. In *Proceedings of the 2017 CHI Conference on Human Factors in Computing Systems*, 2017.
- [89] Maxim Schessler, Eva Gerlitz, Maximilian Häring, and Matthew Smith. Replication: Measuring user perceptions in smartphone security and privacy in Germany. In *Proceedings of the 6th European Workshop on Usable Security*, 2021.
- [90] Bingyu Shen, Lili Wei, Chengcheng Xiang, Yudong Wu, Mingyao Shen, Yuanyuan Zhou, and Xinxin Jin. Can systems explain permissions better? Understanding users’ misperceptions under smartphone runtime permission model. In *Proceedings of the 30th USENIX Security Symposium*, 2021.
- [91] Yusuke Shinyama, Philippe Guglielmetti, and Pieter Marsman. pdfminer.six. <https://pdfminersix.readthedocs.io/en/latest/>, (accessed June 12, 2022).
- [92] Justin Smith, Lisa Nguyen Quang Do, and Emerson Murphy-Hill. Why can’t Johnny fix vulnerabilities: A usability evaluation of static analysis tools for security. In *Proceedings of the 16th Symposium on Usable Privacy and Security*, 2020.
- [93] Ananta Soneji, Faris Bugra Kokulu, Carlos Rubio-Medrano, Tiffany Bao, Ruoyu Wang, Yan Shoshitaishvili, and Adam Doupe. “Flawed, but like democracy we don’t have a better system”: The experts’ insights on the peer review process of evaluating security papers. In *Proceedings of the 43rd IEEE Symposium on Security and Privacy*, 2022.
- [94] Peter Story, Daniel Smullen, Yaxing Yao, Alessandro Acquisti, Lorrie Faith Cranor, Norman Sadeh, and Florian Schaub. Awareness, adoption, and misconceptions of web privacy tools. 2021.
- [95] Detmar Straub, Karen Loch, Roberto Evaristo, Elena Karahanna, and Mark Srite. Toward a theory-based measurement of culture. *Journal of Global Information Management*, 10(1):13–23, 2002.
- [96] Monika Taddicken. The ‘privacy paradox’ in the social web: The impact of privacy concerns, individual characteristics, and the perceived social relevance on different forms of self-disclosure. *Journal of computer-mediated communication*, 19(2):248–273, 2014.
- [97] Mohammad Tahaei and Kami Vaniea. A survey on developer-centred security. In *Proceedings of the 4th European Workshop on Usable Security*, 2019.

- [98] Mohammad Tahaei and Kami Vaniea. Recruiting participants with programming skills: A comparison of four crowdsourcing platforms and a CS student mailing list. In *Proceedings of the 2022 CHI Conference on Human Factors in Computing Systems*, 2022.
- [99] Joshua Tan, Lujo Bauer, Nicolas Christin, and Lorie Faith Cranor. Practical recommendations for stronger, more usable passwords combining minimum-strength, minimum-length, and blocklist requirements. In *Proceedings of the 2020 ACM SIGSAC Conference on Computer and Communications Security*, 2020.
- [100] Sabine Trepte, Leonard Reinecke, Nicole B. Ellison, Oliver Quiring, Mike Z. Yao, and Marc Ziegele. A cross-cultural perspective on the privacy calculus. *Social Media + Society*, 3(1), 2017.
- [101] Blase Ur and Yang Wang. A cross-cultural framework for protecting user privacy in online social media. In *Proceedings of the 22nd International Conference on World Wide Web*, 2013.
- [102] Christine Utz, Martin Degeling, Sascha Fahl, Florian Schaub, and Thorsten Holz. (Un)informed consent: Studying GDPR consent notices in the field. In *Proceedings of the 2019 ACM SIGSAC conference on computer and communications security*, 2019.
- [103] Amber Van Der Heijden and Luca Allodi. Cognitive triaging of phishing attacks. In *Proceedings of the 28th USENIX Security Symposium*, 2019.
- [104] Melanie Volkamer, Andreas Gutmann, Karen Renaud, Paul Gerber, and Peter Mayer. Replication study: A cross-country field observation study of real world PIN usage at ATMs and in various electronic payment scenarios. In *Proceedings of the 14th Symposium on Usable Privacy and Security*, 2018.
- [105] Noel Warford, Tara Matthews, Kaitlyn Yang, Omer Akgul, Sunny Consolvo, Patrick Gage Kelley, Nathan Malkin, Michelle L Mazurek, Manya Sleeper, and Kurt Thomas. SoK: A framework for unifying at-risk user research. In *Proceedings of the 43rd IEEE Symposium on Security and Privacy*, 2022.
- [106] Rick Wash, Norbert Nthala, and Emilee Rader. Knowledge and capabilities that non-expert users bring to phishing detection. In *Proceedings of the 17th Symposium on Usable Privacy and Security*, 2021.
- [107] Rick Wash and Emilee Rader. Too much knowledge? Security beliefs and protective behaviors among United States internet users. In *Proceedings of the 11th Symposium On Usable Privacy and Security*, 2015.
- [108] Jason Watson, Heather Richter Lipford, and Andrew Besmer. Mapping user preference to privacy default settings. *ACM Transactions on Computer-Human Interaction*, 22(6):1–20, 2015.
- [109] Alma Whitten and J. D. Tygar. Why Johnny can’t encrypt: A usability evaluation of PGP 5.0. In *Proceedings of the 8th USENIX Security Symposium*, 1999.
- [110] Yuxi Wu, W. Keith Edwards, and Sauvik Das. SoK: Social cybersecurity. In *Proceedings of the 43rd IEEE Symposium on Security and Privacy*, 2022.
- [111] Volker Wulf, Dave Randall, Konstantin Aal, and Markus Rohde. The personal is the political: Internet filtering and counter appropriation in the Islamic Republic of Iran. *Computer Supported Cooperative Work*, 31(2):373–409, 2022.
- [112] Jeff Yan, Alan Blackwell, Ross Anderson, and Alasdair Grant. Password memorability and security: Empirical results. *IEEE Security & privacy*, 2(5):25–31, 2004.
- [113] Yixin Zou, Kevin Roundy, Acar Tamersoy, Saurabh Shintre, Johann Roturier, and Florian Schaub. Examining the adoption and abandonment of security, privacy, and identity theft protection practices. In *Proceedings of the 2020 CHI Conference on Human Factors in Computing Systems*, 2020.

## Appendix

### A Our Detailed Screening and Coding Rules

#### A.1 Screening with Search Queries

In Phase–2 of our review process, we filtered papers with the search queries as described in Section 3.1. We initially considered utilizing the search function of digital libraries but decided not to because we found that the search function of the ACM Digital Library failed to function accurately. Specifically, it missed some papers that meet the criteria. For the conferences that published PDF files on their websites, we downloaded the files with at least a 10-second interval. For the conferences whose papers are stored in digital libraries, we manually downloaded PDF files due to bot prohibition. Then we converted the PDF data into the text data using PDFminer.six [91] and ran the query for each paper. We preliminarily confirmed that our search query and script matched our criteria. Specifically, we ran our script for all accepted papers of a certain conference that we had fully reviewed and found that our script did not exclude papers that meet our criteria.



Table 13: Simplified codebook for analysis of research topics.

| Research topic                        | Representative description and example work  |
|---------------------------------------|--|
| Overall                               | Security and privacy practices [18]  |
| Access control and privacy preference | Acceptability for data collection scenarios [3]<br>Permission design [90]                    |
| Authentication                        | Password generation and password policies [99]<br>Support tool (e.g., password manager) [78] |
| Vuln./malware/incident response       | Secure software development practices [69]<br>Security tool (e.g., static analyzer) [92]     |
| Privacy abuse                         | Intimate partner abuse (IPA) [65]<br>Unauthorized access to their accounts [63]              |
| Social engineering                    | Susceptibility to phishing [75]<br>Phishing-identification support tools [12]                |
| Privacy-enhancing technologies        | (Mis)conception of privacy tools [94]<br>Privacy-enhancing obfuscations [60]                 |

## A.2 Lists of Reviewed Papers

Table 15 lists UPS papers we reviewed in this study. As a result of our paper selection process described in Section 3.1, 715 papers were subject to detailed review.

## A.3 Coding of Participants’ Countries

Figure 3 presents a flowchart of for identifying the participants’ countries. The participant sample in each user study was divided into “Identified,” “Inferred,” or “Not identified.” We found many papers that provided unclear and insufficient descriptions.

## A.4 Coding of Research Topics

To classify research topics of UPS papers, we referred to the classification of the research topics in Distler et al.’s work [32]. In that work, the classification of technology (e.g., “Authentication”) and the classification focusing on user perception and behavior (e.g., “Security perceptions, attitudes, and behaviors”) were listed together. The latter classification can be applied to any UPS papers, e.g., a paper analyzing users’ security perception of authentication technology could be classified in either category. To disambiguate the classification, we classified research topics only by technology.

Table 13 presents a simplified codebook of research topics and corresponding representative papers.

- “Overall” includes studies that investigate users’ perceptions, attitudes, and behaviors toward a wide range of technologies related to security and privacy, without focusing on specific technologies.
- “Access control and privacy preferences” includes studies that investigate users’ privacy concerns, preferences, and practices related to their data and evaluate the usability of privacy control tools.
- “Authentication” includes studies that investigate the security and usability of authentication technologies and the support tools.

- “Vulnerability/malware/incident response” includes studies that investigate response skills and practices regarding vulnerabilities and incidents, and evaluate the usability of the support tools.
- “Privacy abuse” includes studies that investigate the threats to user privacy, e.g., survivors’ defense practices and concerns, and abusers’ approaches.
- “Social engineering” includes studies that investigate users’ susceptibility to social engineering and defense practices. It also includes studies that investigate the effectiveness of the countermeasures (e.g., warnings).
- “Privacy-enhancing technologies” includes studies that investigate users’ (mis)conceptions and usage of privacy-enhancing technologies (e.g., VPNs and E2EE).
- “Other” includes any studies that focus on technologies or threats other than those listed above, e.g., adversarial attacks (e.g., insertion of malicious commands into personal assistants).

## B WEIRD with AND Operators

In Sections 4.1, 4.2, and 4.3, we have shown that most UPS participant samples are from WEIRD countries using OR as the logical operator. We are also interested in the percentage of participant samples that are from fully WEIRD countries, i.e., using AND as the logical operator. Similar to the Linxen study, we set a median for each of the E, I, R, and D distributions of the countries that the UPS papers studied once or more as a cutoff value. Note that this analysis shows the relatively fully-WEIRD countries among the countries studied in the UPS papers but not the fully-WEIRD countries among all the countries in the world. Of 791 participant samples, we found that 75.22% were recruited in fully WEIRD countries, 3.67% were recruited in Western but not “EIRD” countries, 2.53% were recruited in non-Western but “EIRD” countries (e.g., Israel and Japan), and the remaining 18.58% were recruited in fully non-WEIRD countries (e.g., India and Bangladesh).

## C Hofstede’s Cultural Dimensions

We performed the additional analysis using Hofstede’s cultural dimensions framework [46, 50]. This framework is used for understanding cultural differences and consists of six cultural dimensions, as shown in Table 14. Although the framework cannot explain all cultural differences, we believe that these dimensions are relevant to UPS research. For example, countries with higher power distance exhibited significantly higher levels of government involvement in regulating information privacy [25, 68]. As for information disclosure on social media, Trepte et al. [100] focused on the conflicting findings of the prior studies: (1) people from individualistic

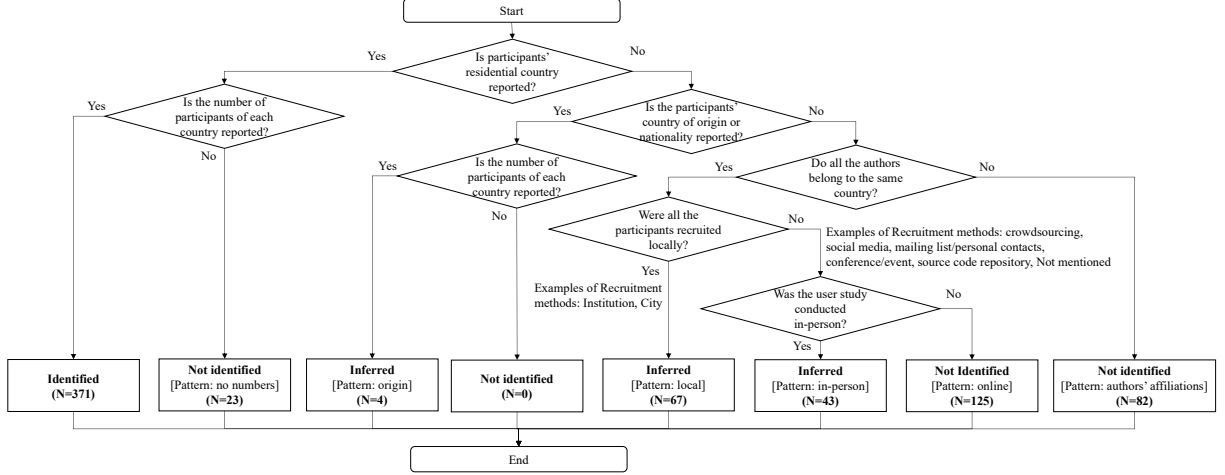


Figure 3: Flowchart to identify or infer participants' countries.

cultures are more likely to avoid privacy risks, and (2) people from collectivist cultures are more likely to avoid them. Their result supported the latter findings. As for phishing, Butavicius et al. demonstrated that users from individualistic cultures were significantly less likely to be susceptible to phishing emails [20].

Table 14: Correlations of  $\psi_S$  with cultural dimensions.

| Indicators                             | $r$     |
|--|---------|
| Power distance                         | -.44*** |
| Individualism (vs. collectivism)       | .43***  |
| Masculinity (vs. femininity)           | -.09    |
| Uncertainty avoidance                  | -.08    |
| Long-term orientation (vs. short-term) | .13     |
| Indulgence (vs. restraint)             | .09     |

We collected six dimension scores per country [50] and calculated the correlations between countries'  $\psi_{samples}$  and each indicator of a cultural dimension. We found that  $\psi_{samples}$  has a negative correlation ( $r = -.44, p < .001$ ) with power distance and a positive correlation ( $r = .43, p < .001$ ) with individualism. That is, most participant samples in UPS papers come from individualistic cultures that have equal distributions of power. Considering the findings of prior studies and our analysis, we highlighted that most UPS papers may have investigated people primarily from countries whose residents are more likely to disclose their information on social media and are less likely to be phished.

Table 15: Lists of Reviewed Papers ( $N=715$ ).

| Conference | Year | Title   |
|------------|------|---|
| S&P        | 2017 | SmarPer: Context-Aware and Automatic Runtime-Permissions for Mobile Devices   |
| S&P        | 2017 | Cloak and Dagger: From Two Permissions to Complete Control of the UI Feedback Loop  |
| S&P        | 2017 | XHOUND: Quantifying the Fingerprintability of Browser Extensions  |
| S&P        | 2017 | Comparing the Usability of Cryptographic APIs   |
| S&P        | 2017 | An Experimental Security Analysis of an Industrial Robot Controller   |
| S&P        | 2017 | The Password Reset MitM Attack  |
| S&P        | 2017 | SysPal: System-guided Pattern Locks for Android   |
| S&P        | 2017 | Multi-touch Authentication Using Hand Geometry and Behavioral Information   |
| S&P        | 2017 | The Feasibility of Dynamically Granted Permissions: Aligning Mobile Privacy with User Preferences   |
| S&P        | 2017 | Spotless Sandboxes: Evading Malware Analysis Systems using Wear-and-Tear Artifacts  |
| S&P        | 2017 | Obstacles to the Adoption of Secure Communication Tools   |
| S&P        | 2018 | A Tale of Two Studies: The Best and Worst of YubiKey Usability  |
| S&P        | 2018 | Computer Security and Privacy for Refugees in the United States   |
| S&P        | 2018 | Do You Feel What I Hear? Enabling Autonomous IoT Device Pairing using Different Sensor Types  |
| S&P        | 2018 | EyeTell: Video-Assisted Touchscreen Keystroke Inference from Eye Movements  |
| S&P        | 2018 | Hackers vs. Testers: A Comparison of Software Vulnerability Discovery Processes   |
| S&P        | 2018 | On Enforcing the Digital Immunity of a Large Humanitarian Organization  |
| S&P        | 2018 | Privacy Risks with Facebook's PII-based Targeting: Auditing a Data Broker's Advertising Interface   |
| S&P        | 2018 | Towards Security and Privacy for Multi-User Augmented Reality: Foundations with End Users   |
| S&P        | 2018 | When Your Fitness Tracker Betrays You: Quantifying the Predictability of Biometric Features Across Contexts                                   |
| S&P        | 2019 | Demystifying Hidden Privacy Settings in Mobile Apps   |
| S&P        | 2019 | Tap 'n Ghost: A Compilation of Novel Attack Techniques against Smartphone Touchscreens  |
| S&P        | 2019 | "Should I Worry?" A Cross-Cultural Examination of Account Security Incident Response  |
| S&P        | 2019 | "If HTTPS Were Secure, I Wouldn't Need 2FA"- End User and Administrator Mental Models of HTTPS  |
| S&P        | 2019 | Dangerous Skills: Understanding and Mitigating Security Risks of Voice-Controlled Third-Party Functions on Virtual Personal Assistant Systems |
| S&P        | 2019 | How Well Do My Results Generalize? Comparing Security and Privacy Survey Results from MTurk, Web, and Telephone Samples                       |
| S&P        | 2020 | Ask the Experts: What Should Be on an IoT Privacy and Security Label?   |
| S&P        | 2020 | Automatically Detecting Bystanders in Photos to Reduce Privacy Risks  |
| S&P        | 2020 | Can Voters Detect Malicious Manipulation of Ballot Marking Devices?   |
| S&P        | 2020 | Gesture Authentication for Smartphones: Evaluation of Gesture Password Selection Policies   |
| S&P        | 2020 | Influencing Photo Sharing Decisions on Social Media: A Case of Paradoxical Findings   |
| S&P        | 2020 | Is FIDO2 the Kingslayer of User Authentication? A Comparative Usability Study of FIDO2 Passwordless Authentication                            |
| S&P        | 2020 | Security Update Labels: Establishing Economic Incentives for Security Patching of IoT Consumer Products                                       |
| S&P        | 2020 | SPIDER: Enabling Fast Patch Propagation in Related Software Repositories  |
| S&P        | 2020 | This PIN Can Be Easily Guessed: Analyzing the Security of Smartphone Unlock PINs  |
| S&P        | 2020 | Towards a Natural Perspective of Smart Homes for Practical Security and Safety Analyses   |
| S&P        | 2020 | Towards Effective Differential Privacy Communication for Users' Data Sharing Decision and Comprehension                                       |
| S&P        | 2020 | WaveSpy: Remote and Through-wall Screen Attack via mmWave Sensing   |
| S&P        | 2021 | Defensive Technology Use by Political Activists During the Sudanese Revolution  |
| S&P        | 2021 | HackEd: A Pedagogical Analysis of Online Vulnerability Discovery Exercises  |
| S&P        | 2021 | Hear "No Evil", See "Kenansville": Efficient and Transferable Black-Box Attacks on Speech Recognition and Voice Identification Systems        |
| S&P        | 2021 | Invisible for both Camera and LiDAR: Security of Multi-Sensor Fusion based Perception in Autonomous Driving Under Physical-World Attacks      |
| S&P        | 2021 | Method Confusion Attack on Bluetooth Pairing  |
| S&P        | 2021 | Which Privacy and Security Attributes Most Impact Consumers' Risk Perception and Willingness to Purchase IoT Devices?                         |
| S&P        | 2021 | Who is Real Bob? Adversarial Attacks on Speaker Recognition Systems   |
| SEC        | 2017 | "I Have No Idea What I'm Doing" - On the Usability of Deploying HTTPS   |
| SEC        | 2017 | When the Weakest Link is Strong: Secure Collaboration in the Case of the Panama Papers  |
| SEC        | 2017 | AWare: Preventing Abuse of Privacy-Sensitive Sensors via Operation Bindings   |
| SEC        | 2017 | Exploring User Perceptions of Discrimination in Online Targeted Advertising   |
| SEC        | 2017 | Extension Breakdown: Security Analysis of Browsers Extension Resources Control Policies   |
| SEC        | 2017 | 6thSense: A Context-aware Sensor-based Attack Detector for Smart Devices  |
| SEC        | 2017 | SmartAuth: User-Centered Authorization for the Internet of Things   |
| SEC        | 2017 | A Privacy Analysis of Cross-device Tracking   |
| SEC        | 2018 | Forgetting of Passwords: Ecological Theory and Data   |
| SEC        | 2018 | Polisis: Automated Analysis and Presentation of Privacy Policies Using Deep Learning  |
| SEC        | 2018 | Rethinking Access Control and Authentication for the Home Internet of Things (IoT)  |
| SEC        | 2018 | End-to-End Measurements of Email Spoofing Attacks   |
| SEC        | 2018 | Better managed than memorized? Studying the Impact of Managers on Password Strength and Reuse   |
| SEC        | 2018 | Understanding the Reproducibility of Crowd-reported Security Vulnerabilities  |
| SEC        | 2018 | The Battle for New York: A Case Study of Applied Digital Threat Modeling at the Enterprise Level  |
| SEC        | 2018 | How Do Tor Users Interact With Onion Services?  |
| SEC        | 2018 | CommanderSong: A Systematic Approach for Practical Adversarial Voice Recognition  |
| SEC        | 2018 | All Your GPS Are Belong To Us: Towards Stealthy Manipulation of Road Navigation Systems   |
| SEC        | 2018 | The aftermath of a crypto-ransomware attack at a large academic institution   |
| SEC        | 2019 | Evaluating the Contextual Integrity of Privacy Regulation: Parents' IoT Toy Privacy Norms Versus COPPA  |
| SEC        | 2019 | Computer Security and Privacy in the Interactions Between Victim Service Providers and Human Trafficking Survivors                            |
| SEC        | 2019 | Stack Overflow Considered Helpful! Deep Learning Security Nudges Towards Stronger Cryptography  |
| SEC        | 2019 | Clinical Computer Security for Victims of Intimate Partner Violence   |
| SEC        | 2019 | A Billion Open Interfaces for Eve and Mallory: MitM, DoS, and Tracking Attacks on iOS and macOS Through Apple Wireless Direct Link            |
| SEC        | 2019 | The Web's Identity Crisis: Understanding the Effectiveness of Website Identity Indicators   |
| SEC        | 2019 | Understanding and Improving Security and Privacy in Multi-User Smart Homes: A Design Exploration and In-Home User Study                       |
| SEC        | 2020 | "I am uncomfortable sharing what I can't see": Privacy Concerns of the Visually Impaired with Camera Based Assistive Applications             |
| SEC        | 2020 | Human Distinguishable Visual Key Fingerprints   |

| Conference | Year | Title  |
|------------|------|--|
| SEC        | 2020 | A different cup of TI? The added value of commercial threat intelligence   |
| SEC        | 2020 | Chaperone: Real-time Locking and Loss Prevention for Smartphones   |
| SEC        | 2020 | Devil's Whisper: A General Approach for Physical Adversarial Attacks against Commercial Black-box Speech Recognition Devices                             |
| SEC        | 2020 | The Impact of Ad-Blockers on Product Search and Purchase Behavior: A Lab Experiment  |
| SEC        | 2020 | The Industrial Age of Hacking  |
| SEC        | 2020 | Adversarial Preprocessing: Understanding and Preventing Image-Scaling Attacks in Machine Learning  |
| SEC        | 2020 | A Comprehensive Quality Evaluation of Security and Privacy Advice on the Web   |
| SEC        | 2020 | 'I have too much respect for my elders': Understanding South African Mobile Users' Perceptions of Privacy and Current Behaviors on Facebook and WhatsApp |
| SEC        | 2020 | See No Evil: Phishing for Permissions with False Transparency  |
| SEC        | 2020 | An Observational Investigation of Reverse Engineers' Processes   |
| SEC        | 2020 | What Twitter Knows: Characterizing Ad Targeting Practices, User Perceptions, and Ad Explanations Through Users' Own Twitter Data                         |
| SEC        | 2020 | From Needs to Actions to Secure Apps? The Effect of Requirements and Developer Practices on App Security   |
| SEC        | 2020 | Liveness is Not Enough: Enhancing Fingerprint Authentication with Behavioral Biometrics to Defeat Puppet Attacks   |
| SEC        | 2021 | PhishPrint: Evading Phishing Detection Crawlers by Prior Profiling   |
| SEC        | 2021 | Evaluating In-Workflow Messages for Improving Mental Models of End-to-End Encryption   |
| SEC        | 2021 | Collective Information Security in Large-Scale Urban Protests: the Case of Hong Kong   |
| SEC        | 2021 | Inexpensive Brainwave Authentication: New Techniques and Insights on User Acceptance   |
| SEC        | 2021 | A Large Scale Study of User Behavior, Expectations and Engagement with Android Permissions   |
| SEC        | 2021 | mID: Tracing Screen Photos via Moiré Patterns  |
| SEC        | 2021 | "Why wouldn't someone think of democracy as a target?": Security practices & challenges of people involved with U.S. political campaigns                 |
| SEC        | 2021 | Charger-Surfing: Exploiting a Power Line Side-Channel for Smartphone Information Leakage   |
| SEC        | 2021 | Dompneur: Taming Audio Adversarial Examples  |
| SEC        | 2021 | Explanation Beats Context: The Effect of Timing & Rationales on Users' Runtime Permission Decisions  |
| SEC        | 2021 | Are Privacy Dashboards Good for End Users? Evaluating User Perceptions and Reactions to Google's My Activity   |
| SEC        | 2021 | Examining the Efficacy of Decoy-based and Psychological Cyber Deception  |
| SEC        | 2021 | HAWatcher: Semantics-Aware Anomaly Detection for Appliance Smart Homes   |
| SEC        | 2021 | Research on the Security of Visual Reasoning CAPTCHA   |
| SEC        | 2021 | Effect of Mood, Location, Trust, and Presence of Others on Video-Based Social Authentication   |
| SEC        | 2021 | "It's the Company, the Government, You and I": User Perceptions of Responsibility for Smart Home Privacy and Security                                    |
| SEC        | 2021 | Assessing Browser-level Defense against IDN-based Phishing   |
| SEC        | 2021 | A Large-Scale Interview Study on Information Security in and Attacks against Small and Medium-sized Enterprises  |
| SEC        | 2021 | Adapting Security Warnings to Counter Online Disinformation  |
| SEC        | 2021 | Helping Users Automatically Find and Manage Sensitive, Expendable Files in Cloud Storage   |
| SEC        | 2021 | PriSEC: A Privacy Settings Enforcement Controller  |
| SEC        | 2021 | A Stealthy Location Identification Attack Exploiting Carrier Aggregation in Cellular Networks  |
| SEC        | 2021 | "It's Stored, Hopefully, on an Encrypted Server": Mitigating Users' Misconceptions About FIDO2 Biometric WebAuthn  |
| SEC        | 2021 | AdCube: WebVR Ad Fraud and Practical Confinement of Third-Party Ads  |
| SEC        | 2021 | Kaleido: Real-Time Privacy Control for Eye-Tracking Systems  |
| SEC        | 2021 | Effective Notification Campaigns on the Web: A Matter of Trust, Framing, and Support   |
| SEC        | 2021 | "Now I'm a bit angry": Individuals' Awareness, Perception, and Responses to Data Breaches that Affected Them   |
| SEC        | 2021 | "It's stressful having all these phones": Investigating Sex Workers' Safety Goals, Risks, and Practices Online   |
| SEC        | 2021 | Share First, Ask Later (or Never?) Studying Violations of GDPR's Explicit Consent in Android Apps  |
| SEC        | 2021 | On the Usability of Authenticity Checks for Hardware Security Tokens   |
| SEC        | 2021 | Acoustics to the Rescue: Physical Key Inference Attack Revisited   |
| SEC        | 2021 | Why Older Adults (Don't) Use Password Managers   |
| SEC        | 2021 | Dirty Road Can Attack: Security of Deep Learning based Automated Lane Centering under Physical-World Attack  |
| SEC        | 2021 | Can Systems Explain Permissions Better? Understanding Users' Misperceptions under Smartphone Runtime Permission Model                                    |
| SEC        | 2021 | Having Your Cake and Eating It: An Analysis of Concession-Abuse-as-a-Service   |
| SEC        | 2021 | 'Passwords Keep Me Safe' – Understanding What Children Think about Passwords   |
| SEC        | 2021 | Is Real-time Phishing Eliminated with FIDO? Social Engineering Downgrade Attacks against FIDO Protocols  |
| SEC        | 2021 | Strategies and Perceived Risks of Sending Sensitive Documents  |
| SEC        | 2021 | Security Obstacles and Motivations for Small Businesses from a CISO's Perspective  |
| SEC        | 2021 | The Role of Computer Security Customer Support in Helping Survivors of Intimate Partner Violence   |
| CCS        | 2017 | Hearing Your Voice is Not Enough: An Articulatory Gesture Based Liveness Detection for Voice Authentication  |
| CCS        | 2017 | VibWrite: Towards Finger-input Authentication on Ubiquitous Surfaces via Physical Vibration  |
| CCS        | 2017 | Let's Go in for a Closer Look: Observing Passwords in Their Natural Habitat  |
| CCS        | 2017 | A Stitch in Time: Supporting Android Developers in Writing Secure Code   |
| CCS        | 2017 | The TypTop System: Personalized Typo-Tolerant Password Checking  |
| CCS        | 2017 | CCCP: Closed Caption Crypto Phones to Resist MITM Attacks, Human Errors and Click-Through  |
| CCS        | 2017 | Quantifying the Pressure of Legal Risks on Third-party Vulnerability Research  |
| CCS        | 2017 | Keep me Updated: An Empirical Study of Third-Party Library Updatability on Android   |
| CCS        | 2017 | Why Do Developers Get Password Storage Wrong? A Qualitative Usability Study  |
| CCS        | 2018 | Asking for a Friend: Evaluating Response Biases in Security User Studies   |
| CCS        | 2018 | Towards Usable Checksums: Automating the Integrity Verification of Web Downloads for the Masses  |
| CCS        | 2018 | Yet Another Text Captcha Solver: A Generative Adversarial Network Based Approach   |
| CCS        | 2018 | No Training Hurdles: Fast Training-Agnostic Attacks to Infer Your Typing   |
| CCS        | 2018 | Reinforcing System-Assigned Passphrases Through Implicit Learning  |
| CCS        | 2018 | "What was that site doing with my Facebook password?" Designing Password-Reuse Notifications   |
| CCS        | 2018 | Fraud De-Anonymization For Fun and Profit  |
| CCS        | 2018 | PatternListener: Cracking Android Pattern Lock Using Acoustic Signals  |
| CCS        | 2018 | Predicting Impending Exposure to Malicious Content from User Behavior  |
| CCS        | 2018 | Investigating System Operators' Perspective on Security Misconfigurations  |
| CCS        | 2018 | Peeling the Onion's User Experience Layer: Examining Naturalistic Use of the Tor Browser   |
| CCS        | 2019 | The Art and Craft of Fraudulent App Promotion in Google Play   |
| CCS        | 2019 | "I don't see why I would ever want to use it": Analyzing the Usability of Popular Smartphone Password Managers   |
| CCS        | 2019 | Moving Beyond Set-It-And-Forget-It Privacy Settings on Social Media  |



| Conference | Year | Title  |
|------------|------|--|
| CCS        | 2019 | (Un)informed Consent: Studying GDPR Consent Notices in the   |
| CCS        | 2019 | 28 Blinks Later: Tackling Practical Challenges of Eye Movement Biometrics  |
| CCS        | 2019 | Matched and Mismatched SOCs: A Qualitative Study on Security Operations Center Issues  |
| CCS        | 2019 | Velocity: Nonlinear Vibration Challenge-Response for Resilient User Authentication   |
| CCS        | 2019 | The Catcher in the Field: A Fieldprint based Spoofing Detection for Text-Independent Speaker Verification                            |
| CCS        | 2019 | You Are Who You Appear to Be A Longitudinal Study of Domain Impersonation in TLS Certificates  |
| CCS        | 2019 | Oh, the Places You've Been! User Reactions to Longitudinal Transparency About Third-Party Web Tracking and Inferencing               |
| CCS        | 2019 | A Usability Evaluation of Let's Encrypt and Certbot: Usable Security Done Right  |
| CCS        | 2020 | A Qualitative Study of Dependency Management and Its Security Implications   |
| CCS        | 2020 | T2Pair: Secure and Usable Pairing for Heterogeneous IoT Devices  |
| CCS        | 2020 | Harnessing the Ambient Radio Frequency Noise for Wearable Device Pairing   |
| CCS        | 2020 | Practical Recommendations for Stronger, More Usable Passwords Combining Minimum-strength, Minimum-length, and Blocklist Requirements |
| CCS        | 2020 | Dangerous Skills Got Certified: Measuring the Trustworthiness of Skill Certification in Voice Personal Assistant Platforms           |
| CCS        | 2020 | Usage Patterns of Privacy-Enhancing Technologies   |
| CCS        | 2020 | A Systematic Study of Elastic Objects in Kernel Exploitation   |
| CCS        | 2020 | Mnemosyne: An Effective and Efficient Postmortem Watering Hole Attack Investigation System   |
| CCS        | 2021 | Periscope: A Keystroke Inference Attack Using Human Coupled Electromagnetic Emanations   |
| CCS        | 2021 | Usable User Authentication on a Smartwatch using Vibration   |
| CCS        | 2021 | Who's In Control? On Security Risks of Disjointed IoT Device Management Channels   |
| CCS        | 2021 | "Hello, It's Me!": Deep Learning-based Speech Synthesis Attacks in the Real World  |
| CCS        | 2021 | An Inside Look into the Practice of Malware Analysis   |
| CCS        | 2021 | The Effect of Google Search on Software Security: Unobtrusive Security Interventions via Content Re-ranking                          |
| CCS        | 2021 | 12 Angry Developers A Qualitative Study on Developers' Struggles with CSP  |
| CCS        | 2021 | WristPrint: Characterizing User Re-identification Risks from Wrist-worn Accelerometry Data   |
| CCS        | 2021 | "I need a better description": An Investigation Into User Expectations For Differential Privacy                                      |
| NDSS       | 2017 | Enabling Reconstruction of Attacks on Users via Efficient Browsing Snapshots   |
| NDSS       | 2017 | Broken Hearted: How To Attack ECG Biometrics   |
| NDSS       | 2017 | Towards Implicit Visual Memory-Based Authentication  |
| NDSS       | 2017 | KEH-Gait: Towards a Mobile Healthcare User Authentication System by Kinetic Energy Harvesting  |
| NDSS       | 2017 | Cracking Android Pattern Lock in Five Attempts   |
| NDSS       | 2018 | Didn't You Hear Me? — Towards More Successful Web Vulnerability Notifications  |
| NDSS       | 2018 | rtCaptcha: A Real-Time CAPTCHA Based Liveness Detection System   |
| NDSS       | 2018 | BC: Enabling Smartphone Authentication with Built-in Camera  |
| NDSS       | 2018 | Device Pairing at the Touch of an Electrode  |
| NDSS       | 2018 | Face Flashing: a Secure Liveness Detection Protocol based on Light Reflections   |
| NDSS       | 2018 | Consensual and Privacy-Preserving Sharing of Multi-Subject and Interdependent Data   |
| NDSS       | 2018 | JavaScript Zero: Real JavaScript and Zero Side-Channel Attacks   |
| NDSS       | 2019 | Cleaning Up the Internet of Evil Things: Real-World Evidence on ISP and Consumer Efforts to Remove Mirai                             |
| NDSS       | 2019 | TEXTBUGGER: Generating Adversarial Text Against Real-world Applications  |
| NDSS       | 2019 | Quantity vs. Quality: Evaluating User Interest Profiles Using Ad Preference Managers   |
| NDSS       | 2019 | Balancing Image Privacy and Usability with Thumbnail-Preserving Encryption   |
| NDSS       | 2019 | Adversarial Attacks Against Automatic Speech Recognition Systems via Psychoacoustic Hiding   |
| NDSS       | 2019 | The Crux of Voice (In)Security: A Brain Study of Speaker Legitimacy Detection  |
| NDSS       | 2019 | Life after Speech Recognition: Fuzzing Semantic Misinterpretation for Voice Assistant Applications                                   |
| NDSS       | 2020 | A View from the Cockpit: Exploring Pilot Reactions to Attacks on Avionic Systems   |
| NDSS       | 2020 | OcuLock: Exploring Human Visual System for Authentication in Virtual Reality Head-mounted Display                                    |
| NDSS       | 2020 | Are You Going to Answer That? Measuring User Responses to Anti-Robocall Application Indicators                                       |
| NDSS       | 2021 | Zoom on the Keystrokes: Exploiting Video Calls for Keystroke Inference Attacks   |
| NDSS       | 2021 | Your Phone is My Proxy: Detecting and Understanding Mobile Proxy Networks  |
| NDSS       | 2021 | On the Insecurity of SMS One-Time Password Messages against Local Attackers in Modern Mobile Devices                                 |
| NDSS       | 2021 | PFIREWALL: Semantics-Aware Customizable Data Flow Control for Smart Home Privacy Protection  |
| NDSS       | 2021 | PrivacyFlash Pro: Automating Privacy Policy Generation for Mobile Apps   |
| NDSS       | 2021 | Towards Understanding and Detecting Cyberbullying in Real-world Images   |
| PETS       | 2017 | Look Before You Authorize: Using Eye-Tracking To Enforce User Attention Towards Application Permissions                              |
| PETS       | 2017 | Cross-Cultural Privacy Prediction  |
| PETS       | 2017 | Social Engineering Attacks on Government Opponents: Target Perspectives  |
| PETS       | 2017 | A Usability Evaluation of Tor Launcher   |
| PETS       | 2017 | Why Privacy Is All But Forgotten   |
| PETS       | 2017 | To Permit or Not to Permit, That is the Usability Question: Crowdsourcing Mobile Apps' Privacy Permission Settings                   |
| PETS       | 2018 | Every Move You Make: Exploring Practical Issues in Smartphone Motion Sensor Fingerprinting and Countermeasures                       |
| PETS       | 2018 | Recognizing and Imitating Programmer Style: Adversaries in Program Authorship Attribution  |
| PETS       | 2018 | Cracking ShadowCrypt: Exploring the Limitations of Secure I/O Systems in Internet Browsers   |
| PETS       | 2018 | Touch and You're Trapp(ck)ed: Quantifying the Uniqueness of Touch Gestures for Tracking  |
| PETS       | 2018 | Undermining Privacy in the Aircraft Communications Addressing and Reporting System (ACARS)   |
| PETS       | 2019 | Systematizing Genome Privacy Research: A Privacy-Enhancing Technologies Perspective  |
| PETS       | 2019 | The (Co-)Location Sharing Game   |
| PETS       | 2019 | Mitigating Location Privacy Attacks on Mobile Devices using Dynamic App Sandboxing   |
| PETS       | 2019 | Skip, Skip, Skip, Accept!!!: A Study on the Usability of Smartphone Manufacturer Provided Default Features and User Privacy          |
| PETS       | 2019 | AccessLeaks: Investigating Privacy Leaks Exposed by the Android Accessibility Service  |
| PETS       | 2019 | Investigating People's Privacy Risk Perception   |
| PETS       | 2019 | ‡ DontTweeTThis: Scoring Private Information in Social Networks  |
| PETS       | 2019 | "What if?" Predicting Individual Users' Smart Home Privacy Preferences and Their Changes   |
| PETS       | 2019 | Privacy Attitudes of Smart Speaker Users   |
| PETS       | 2020 | The Privacy Policy Landscape After the GDPR  |
| PETS       | 2020 | Emotional and Practical Considerations Towards the Adoption and Abandonment of VPNs as a Privacy-Enhancing Technology                |
| PETS       | 2020 | Pets without PETS: on pet owners' under-estimation of privacy concerns in pet wearables  |
| PETS       | 2020 | The Best of Both Worlds: Mitigating Trade-offs Between Accuracy and User Burden in Capturing Mobile App Privacy Preferences          |
| PETS       | 2020 | Privacy-Preserving Payment Splitting   |

| Conference | Year | Title  |
|------------|------|--|
| PETS       | 2020 | Explaining the Technology Use Behavior of Privacy-Enhancing Technologies: The Case of Tor and JonDonym   |
| PETS       | 2020 | SPY: Car Steering Reveals Your Trip Route!   |
| PETS       | 2020 | Listen Only When Spoken To: Interpersonal Communication Cues as Smart Speaker Privacy Controls   |
| PETS       | 2020 | Privacy at a Glance: The User-Centric Design of Glanceable Data Exposure Visualizations  |
| PETS       | 2020 | Smart Devices in Airbnbs: Considering Privacy and Security for both Guests and Hosts   |
| PETS       | 2020 | Multiple Purposes, Multiple Problems: A User Study of Consent Dialogs after GDPR   |
| PETS       | 2020 | Long-Term Observation on Browser Fingerprinting: Users' Trackability and Perspective   |
| PETS       | 2020 | The Price is (Not) Right: Comparing Privacy in Free and Paid Apps  |
| PETS       | 2020 | The Road Not Taken: Re-thinking the Feasibility of Voice Calling Over Tor  |
| PETS       | 2020 | Effective writing style transfer via combinatorial paraphrasing  |
| PETS       | 2021 | Unveiling Web Fingerprinting in the Wild Via Code Mining and Machine Learning  |
| PETS       | 2021 | Real-time Analysis of Privacy-(un)aware IoT Applications   |
| PETS       | 2021 | "Warn Them" or "Just Block Them"?: Investigating Privacy Concerns Among Older and Working Age Adults   |
| PETS       | 2021 | Automated Extraction and Presentation of Data Practices in Privacy Policies  |
| PETS       | 2021 | Defending Against Microphone-Based Attacks with Personalized Noise   |
| PETS       | 2021 | Validity and Reliability of the Scale Internet Users' Information Privacy Concerns (IUIPC)   |
| PETS       | 2021 | "Did you know this camera tracks your mood?": Understanding Privacy Expectations and Preferences in the Age of Video Analytics                                 |
| PETS       | 2021 | Face-Off: Adversarial Face Obfuscation   |
| PETS       | 2021 | Exploring mental models of the right to informational self-determination of office workers in Germany  |
| PETS       | 2021 | The Motivated Can Encrypt (Even with PGP)  |
| PETS       | 2021 | Defining Privacy: How Users Interpret Technical Terms in Privacy Policies  |
| PETS       | 2021 | Awareness, Adoption, and Misconceptions of Web Privacy Tools   |
| PETS       | 2021 | The Role of Privacy in Digitalization – Analyzing Perspectives of German Farmers   |
| PETS       | 2021 | Digital Inequality Through the Lens of Self-Disclosure   |
| PETS       | 2021 | ZKSENSE: A Friction-less Privacy-Preserving Human Attestation Mechanism for Mobile Devices   |
| PETS       | 2021 | "I would have to evaluate their objections": Privacy tensions between smart home device owners and incidental users  |
| PETS       | 2021 | "We, three brothers have always known everything of each other": A Cross-cultural Study of Sharing Digital Devices and Online Accounts                         |
| PETS       | 2021 | Managing Potentially Intrusive Practices in the Browser: A User-Centered Perspective   |
| CHI        | 2017 | Stay Cool! Understanding Thermal Attacks on Mobile-based User Authentication   |
| CHI        | 2017 | Chameleon Devices: Investigating More Secure and Discreet Mobile Interactions via Active Camouflaging  |
| CHI        | 2017 | High Costs and Small Benefits: A Field Study of How Users Experience Operating System Upgrades   |
| CHI        | 2017 | Better the Devil You Know: Exposing the Data Sharing Practices of Smartphone App   |
| CHI        | 2017 | Parents' and Children's Preferences about Parents Sharing about Children on Social Media   |
| CHI        | 2017 | "Spiders in the Sky": User Perceptions of Drones, Privacy, and Security  |
| CHI        | 2017 | Understanding Shoulder Surfing in the Wild: Stories from Users and Observers   |
| CHI        | 2017 | Photo Privacy Conflicts in Social Media: A Large-scale Empirical Study   |
| CHI        | 2017 | Towards Understanding Differential Privacy: When Do People Trust Randomized Response Technique?  |
| CHI        | 2017 | User Interactions and Permission Use on Android  |
| CHI        | 2017 | Can Unicorns Help Users Compare Crypto Key Fingerprints?   |
| CHI        | 2017 | Toys that Listen: A Study of Parents, Children, and Internet-Connected Toys  |
| CHI        | 2017 | I'm too Busy to Reset my LinkedIn Password: On the Effectiveness of Password Reset Emails  |
| CHI        | 2017 | Dissecting Spear Phishing Emails for Older vs Young Adults: On the Interplay of Weapons of Influence and Life Domains in Predicting Susceptibility to Phishing |
| CHI        | 2017 | Privacy Considerations when Designing Social Network Systems to Support Successful Ageing  |
| CHI        | 2017 | Facilitating Pervasive Community Policing on the Road with Mobile Roadwatch  |
| CHI        | 2017 | Stories from Survivors: Privacy & Security Practices when Coping with Intimate Partner Abuse   |
| CHI        | 2017 | What Do We Really Know about How Habituation to Warnings Occurs Over Time? A Longitudinal fMRI Study of Habituation and Polymorphic Warnings                   |
| CHI        | 2017 | Characterizing Social Insider Attacks on Facebook  |
| CHI        | 2017 | FDVT: Data Valuation Tool for Facebook Users   |
| CHI        | 2017 | Privacy Mechanisms for Drones: Perceptions of Drone Controllers and Bystanders   |
| CHI        | 2017 | Can People Self-Report Security Accurately? Agreement Between Self-Report and Behavioral Measures  |
| CHI        | 2017 | Was my message read?: Privacy and Signaling on Facebook Messenger  |
| CHI        | 2017 | Self-Confidence Trumps Knowledge: A Cross-Cultural Study of Security Behavior  |
| CHI        | 2017 | Privacy, Security, and Surveillance in the Global South: A Study of Biometric Mobile SIM Registration in Bangladesh  |
| CHI        | 2017 | Challenges of using Personal Data to drive Personalised Electronic Programme Guides  |
| CHI        | 2017 | Thumprint: Socially-Inclusive Local Group Authentication Through Shared Secret Knocks  |
| CHI        | 2017 | Free to Fly in Public Spaces: Drone Controllers' Privacy Perceptions and Practices   |
| CHI        | 2017 | Design and Evaluation of a Data-Driven Password Meter  |
| CHI        | 2018 | Breaking! A Typology of Security and Privacy News and How It's Shared  |
| CHI        | 2018 | Viewer Experience of Obscuring Scene Elements in Photos to Enhance Privacy   |
| CHI        | 2018 | Privacy Lies: Understanding How, When, and Why People Lie to Protect Their Privacy in Multiple Online Contexts   |
| CHI        | 2018 | What's at Stake: Characterizing Risk Perceptions of Emerging Technologies  |
| CHI        | 2018 | Influences of Human Cognition and Visual Behavior on Password Strength during Picture Password Composition   |
| CHI        | 2018 | Keeping a Low Profile? Technology, Risk and Privacy among Undocumented Immigrants  |
| CHI        | 2018 | Understanding the Family Perspective on the Storage, Sharing and Handling of Family Civic Data   |
| CHI        | 2018 | Evaluating Attack and Defense Strategies for Smartphone PIN Shoulder Surfing   |
| CHI        | 2018 | What Did I Really Vote For? On the Usability of Verifiable E-Voting Schemes  |
| CHI        | 2018 | Webcam Covering as Planned Behavior  |
| CHI        | 2018 | A Matter of Control or Safety? Examining Parental Use of Technical Monitoring Apps on Teens' Mobile Devices  |
| CHI        | 2018 | Increasing User Attention with a Comic-based Policy  |
| CHI        | 2018 | ResearchIME: A Mobile Keyboard Application for Studying Free Typing Behaviour in the Wild  |
| CHI        | 2018 | Security During Application Development: an Application Security Expert Perspective  |
| CHI        | 2018 | Contextualizing Privacy Decisions for Better Prediction (and Protection)   |
| CHI        | 2018 | From Scanning Brains to Reading Minds: Talking to Engineers about Brain-Computer Interface   |
| CHI        | 2018 | Balancing Privacy and Information Disclosure in Interactive Record Linkage with Visual Masking   |
| CHI        | 2018 | X-Ray Refine: Supporting the Exploration and Refinement of Information Exposure Resulting from Smartphone Apps   |
| CHI        | 2018 | Make Yourself at Phone: Reimagining Mobile Interaction Architectures With Emergent Users   |

| Conference | Year | Title   |
|------------|------|---|
| CHI        | 2018 | Unpacking Perceptions of Data-Driven Inferences Underlying Online Targeting and Personalization   |
| CHI        | 2018 | An Experience Sampling Study of User Reactions to Browser Warnings in the Field   |
| CHI        | 2018 | "This App Would Like to Use Your Current Location to Better Serve You": Importance of User Assent and System Transparency in Personalized Mobile Services |
| CHI        | 2018 | Forgotten But Not Gone: Identifying the Need for Longitudinal Data Management in Cloud Storage  |
| CHI        | 2018 | Leveraging Semantic Transformation to Investigate Password Habits and Their Causes  |
| CHI        | 2018 | "A Stalker's Paradise": How Intimate Partner Abusers Exploit Technology   |
| CHI        | 2019 | "They Don't Leave Us Alone Anywhere We Go": Gender and Digital Abuse in South Asia  |
| CHI        | 2019 | Impact of Contextual Factors on Snapchat Public Sharing   |
| CHI        | 2019 | Tough Times at Transitional Homeless Shelters: Considering the Impact of Financial Insecurity on Digital Security and Privacy                             |
| CHI        | 2019 | I Don't Even Have to Bother Them! Using Social Media to Automate the Authentication Ceremony in Secure Messaging  |
| CHI        | 2019 | 'I make up a silly name': Understanding Children's Perception of Privacy Risks Online   |
| CHI        | 2019 | What.Hack: Engaging Anti-Phishing Training Through a Role-playing Phishing Simulation Game  |
| CHI        | 2019 | "If you want, I can store the encrypted password." A Password-Storage Field Study with Freelance Developers   |
| CHI        | 2019 | "Pretty Close to a Must-Have:" Balancing Usability Desire and Security Concern in Biometric Adoption  |
| CHI        | 2019 | Towards Understanding the Link Between Age and Smartphone Authentication  |
| CHI        | 2019 | "Everyone Has Some Personal Stuff": Designing to Support Digital Privacy with Shared Mobile Phone Use in Bangladesh                                       |
| CHI        | 2019 | Defending My Castle: A Co-Design Study of Privacy Mechanisms for Smart Homes  |
| CHI        | 2019 | Hey Google, Can I Ask You Something in Private? The Effects of Modality and Device in Sensitive Health Information Acquisition from Voice Assistants      |
| CHI        | 2019 | Risk vs. Restriction: The Tension between Providing a Sense of Normalcy and Keeping Foster Teens Safe Online  |
| CHI        | 2019 | Who's In Control?: Interactions In Multi-User Smart Homes   |
| CHI        | 2019 | Privacy, Power, and Invisible Labor on Amazon Mechanical Turk   |
| CHI        | 2019 | "Think secure from the beginning": A Survey with Software Developers  |
| CHI        | 2019 | Privacy and Security Considerations For Digital Technology Use in Elementary Schools  |
| CHI        | 2019 | Relations are more than Bytes: Re-thinking the Benefits of Smart Services with People and Things  |
| CHI        | 2019 | On the Usability of HTTPS Deployment  |
| CHI        | 2019 | Upside and Downside Risk in Online Security for Older Adults with Mild Cognitive Impairment   |
| CHI        | 2019 | "If It's Important It Will Be A Headline": Cybersecurity Information Seeking in Older Adults  |
| CHI        | 2019 | Can Privacy Be Satisfying? On Improving Viewer Satisfaction for Privacy-Enhanced Photos Using Aesthetic Transforms  |
| CHI        | 2019 | Security Managers Are Not The Enemy Either  |
| CHI        | 2019 | Put Your Warning Where Your Link Is: Improving and Evaluating Email Phishing Warnings   |
| CHI        | 2019 | Understanding the Impact of Information Representation on Willingness to Share Information  |
| CHI        | 2019 | Exploring How Privacy and Security Factor into IoT Device Purchase Behavior   |
| CHI        | 2019 | Machine Heuristic: When We Trust Computers More than Humans with Our Personal Information   |
| CHI        | 2019 | Vulnerability & Blame: Making Sense of Unauthorized Access to Smartphones   |
| CHI        | 2019 | A Promise Is A Promise The Effect Of Commitment Devices On Computer Security Intentions   |
| CHI        | 2019 | Security - Visible, Yet Unseen? How Displaying Security Mechanisms Impacts User Experience and Perceived Security   |
| CHI        | 2019 | Privacy, Anonymity, and Perceived Risk in Open Collaboration: A Study of Service Providers  |
| CHI        | 2019 | Passquerade: Improving Error Correction of Text Passwords on Mobile Devices by using Graphic Filters for Password Masking                                 |
| CHI        | 2019 | Signal Appropriation of Explicit HIV Status Disclosure Fields in Sex-Social Apps used by Gay and Bisexual Men   |
| CHI        | 2020 | Listen to Developers! A Participatory Design Study on Security Warnings for Cryptographic APIs  |
| CHI        | 2020 | Evaluating 'Prefer not to say' Around Sensitive Disclosures   |
| CHI        | 2020 | What is this URL's Destination? Empirical Evaluation of Users' URL Reading  |
| CHI        | 2020 | 3D-Auth: Two-Factor Authentication with Personalized 3D-Printed Items   |
| CHI        | 2020 | Too Much Information: Questioning Security in a Post-Digital Society  |
| CHI        | 2020 | User Experiences with Online Status Indicators  |
| CHI        | 2020 | Smart Home Beyond the Home: A Case for Community-Based Access Control   |
| CHI        | 2020 | Informing the Design of Privacy-Empowering Tools for the Connected Home   |
| CHI        | 2020 | Measuring Identity Confusion with Uniform Resource Locators   |
| CHI        | 2020 | Wearable Microphone Jamming   |
| CHI        | 2020 | Social Boundaries for Personal Agents in the Interpersonal Space of the Home  |
| CHI        | 2020 | Dark Patterns after the GDPR: Scraping Consent Pop-ups and Demonstrating their Influence  |
| CHI        | 2020 | Privacy and Activism in the Transgender Community   |
| CHI        | 2020 | The Influence of Decaying the Representation of Older Social Media Content on Simulated Hiring Decisions  |
| CHI        | 2020 | Evaluating the Information Security Awareness of Smartphone Users   |
| CHI        | 2020 | Informing the Design of a Personalized Privacy Assistant for the Internet of Things   |
| CHI        | 2020 | Taking Data Out of Context to Hyper-Personalize Ads: Crowdworkers' Privacy Perceptions and Decisions to Disclose Private Information                      |
| CHI        | 2020 | Evaluating the End-User Experience of Private Browsing Mode   |
| CHI        | 2020 | Towards A Taxonomy of Content Sensitivity and Sharing Preferences for Photos  |
| CHI        | 2020 | "It's a scavenger hunt": Usability of Websites' Opt-Out and Data Deletion Choices   |
| CHI        | 2020 | Amazon vs. My Brother: How Users of Shared Smart Speakers Perceive and Cope with Privacy Risks  |
| CHI        | 2020 | Will Deleting History Make Alexa More Trustworthy? Effects of Privacy and Content Customization on User Experience of Smart Speakers                      |
| CHI        | 2020 | Trust versus Privacy: Using Connected Car Data in Peer-to-Peer Carsharing   |
| CHI        | 2020 | Examining the Adoption and Abandonment of Security, Privacy, and Identity Theft Protection Practices  |
| CHI        | 2020 | Does Context in Privacy Communication Really Matter? – A Survey on Consumer Concerns and Preferences  |
| CHI        | 2020 | I'm All Eyes and Ears: Exploring Effective Locators for Privacy Awareness in IoT Scenarios  |
| CHI        | 2020 | "We Hold Each Other Accountable": Unpacking How Social Groups Approach Cybersecurity and Privacy Together   |
| CHI        | 2020 | 'Lime', 'Open Lock', and 'Blocked': Children's Perception of Colors, Symbols, and Words in Cybersecurity Warnings   |
| CHI        | 2020 | The Burden of Ending Online Account Sharing   |
| CHI        | 2020 | Understanding Fitness Tracker Users' Security and Privacy Knowledge, Attitudes and Behaviours   |
| CHI        | 2020 | Ownership, Privacy, and Control in the Wake of Cambridge Analytica: the Relationship between Attitudes and Awareness                                      |
| CHI        | 2020 | Robocalling: STIRRED AND SHAKEN! - An Investigation of Calling Displays on Trust and Answer Rates   |
| CHI        | 2020 | Addressing Anonymous Abuses: Measuring the Effects of Technical Mechanisms on Reported User Behaviors   |
| CHI        | 2020 | Circle of Trust: A New Approach to Mobile Online Safety for Families  |
| CHI        | 2020 | Building and Validating a Scale for Secure Software Development Self-Efficacy   |
| CHI        | 2020 | Civic Empowerment through Digitalisation: the Case of Greenlandic Women   |

| Conference | Year | Title   |
|------------|------|---|
| CHI        | 2020 | Improving the Usability and UX of the Swiss Internet Voting Interface   |
| CHI        | 2020 | On Conducting Security Developer Studies with CS Students: Examining a Password-Storage Study with CS Students, Freelancers, and Company Developers         |
| CHI        | 2020 | "I'm hoping they're an ethical company that won't do anything that I'll regret": Users' Perceptions of At-home DNA Testing Companies                        |
| CHI        | 2020 | Online Privacy Heuristics that Predict Information Disclosure   |
| CHI        | 2020 | Understanding Cybersecurity Practices in Emergency Departments  |
| CHI        | 2021 | "You Gotta Watch What You Say": Surveillance of Communication with Incarcerated People  |
| CHI        | 2021 | Understanding the Security and Privacy Advice Given to Black Lives Matter Protesters  |
| CHI        | 2021 | PriView- Exploring Visualisations to Support Users' Privacy   |
| CHI        | 2021 | "I...Got my Nose-Print. But it Wasn't Accurate": How People with Upper Extremity Impairment Authenticate on their Personal Computing Devices                |
| CHI        | 2021 | Building for 'We': Safety Settings for Couples with Memory Concerns   |
| CHI        | 2021 | Training and Embedding Cybersecurity Guardians in Older Communities.  |
| CHI        | 2021 | The Annoying, the Disturbing, and the Weird: Challenges with Phone Numbers as Identifiers and Phone Number Recycling  |
| CHI        | 2021 | Neighbourhood Watch: Using Speculative Design to Explore Values Around Curtailment and Consent in Household Energy Interactions                             |
| CHI        | 2021 | "It's So Difficult to Sever that Connection": The Role of FoMO in Users' Reluctant Privacy Behaviours   |
| CHI        | 2021 | LociMotion: Towards Learning a Strong Authentication Secret in a Single Session   |
| CHI        | 2021 | Privacy Norms for Smart Home Personal Assistants  |
| CHI        | 2021 | Shing: A Conversational Agent to Alert Customers of Suspected Online-payment Fraud with Empathetical Communication Skills                                   |
| CHI        | 2021 | Vid2Doppler: Synthesizing Doppler Radar Data from Videos for Training Privacy-Preserving Activity Recognition   |
| CHI        | 2021 | 'Unmochon': A Tool to Combat Online Sexual Harassment over Facebook Messenger   |
| CHI        | 2021 | Exploring User-Centered Security Design for Usable Authentication Ceremonies  |
| CHI        | 2021 | PrivacyMic: Utilizing Inaudible Frequencies for Privacy Preserving Daily Activity Recognition   |
| CHI        | 2021 | To Disclose or Not to Disclose: Examining the Privacy Decision-Making Processes of Older vs. Younger Adults   |
| CHI        | 2021 | Assessing MyData Scenarios: Ethics, Concerns, and the Promise   |
| CHI        | 2021 | "They think it's totally fine to talk to somebody on the internet they don't know": Teachers' perceptions and mitigation strategies of tweens' online risks |
| CHI        | 2021 | Your Photo is so Funny that I don't Mind Violating Your Privacy by Sharing it: Effects of Individual Humor Styles on Online Photo-sharing Behaviors         |
| CHI        | 2021 | Empowering Resignation: There's an App for That   |
| CHI        | 2021 | Covert Embodied Choice: Decision-Making and the Limits of Privacy Under Biometric Surveillance  |
| CHI        | 2021 | "They See You're a Girl if You Pick a Pink Robot with a Skirt": A Qualitative Study of How Children Conceptualize Data Processing and Digital Privacy Risks |
| CHI        | 2021 | On Smartphone Users' Difficulty with Understanding Implicit Authentication  |
| CHI        | 2021 | Toggles, Dollar Signs, and Triangles: How to (In)Effectively Convey Privacy Choices with Icons and Link Texts   |
| CHI        | 2021 | How Should AI Systems Talk to Users when Collecting their Personal Information? Effects of Role Framing and Self-Referencing on Human-AI Interaction        |
| CHI        | 2021 | User Authentication via Electrical Muscle Stimulation   |
| CHI        | 2021 | Visual Interactive Privacy Policy: The Better Choice?   |
| CHI        | 2021 | RepliCueAuth: Validating the Use of a Lab-Based Virtual Reality Setup for Evaluating Authentication Systems   |
| CHI        | 2021 | Us and Them (and It): Social Orientation, Privacy Concerns, and Expected Use of Pandemic-Tracking Apps in the United States                                 |
| CHI        | 2021 | Crowdsourcing Design Guidance for Contextual Adaptation of Text Content in Augmented Reality  |
| CHI        | 2021 | Bolder is Better: Raising User Awareness through Salient and Concise Privacy Notices  |
| CHI        | 2021 | Apps Against the Spread: Privacy Implications and User Acceptance of COVID-19-Related Smartphone Apps on Three Continents                                   |
| CHI        | 2021 | Understanding User Identification in Virtual Reality Through Behavioral Biometrics and the Effect of Body Normalization                                     |
| CHI        | 2021 | I Don't Need an Expert! Making URL Phishing Features Human Comprehensible   |
| CHI        | 2021 | A Digital Safety Dilemma: Analysis of Computer-Mediated Computer Security Interventions for Intimate Partner Violence During COVID-19                       |
| CHI        | 2021 | "Money makes the world go around": Identifying Barriers to Better Privacy in Children's Apps From Developers' Perspectives                                  |
| CHI        | 2021 | Security Notifications in Static Analysis Tools: Developers' Attitudes, Comprehension, and Ability to Act on Them   |
| CHI        | 2021 | Auth+Track: Enabling Authentication Free Interaction on Smartphone by Continuous User Tracking  |
| CHI        | 2021 | Truth or Dare: Understanding and Predicting How Users Lie and Provide Untruthful Data Online  |
| CHI        | 2021 | Better, Funner, Stronger: A Gameful Approach to Nudge People into Making Less Predictable Graphical Password Choices  |
| CHI        | 2021 | Comparing Perspectives Around Human and Technology Support for Contact Tracing  |
| CHI        | 2021 | Overlooking Context: How do Defaults and Framing Reduce Deliberation in Smart Home Privacy Decision-Making?   |
| CHI        | 2021 | Exploring Design and Governance Challenges in the Development of Privacy-Preserving Computation   |
| CHI        | 2021 | Bits Under the Mattress: Understanding Different Risk Perceptions and Security Behaviors of Crypto-Asset User   |
| CHI        | 2021 | "It did not give me an option to decline": A Longitudinal Analysis of the User Experience of Security and Privacy in Smart Home Products                    |
| CHI        | 2021 | Privacy Champions in Software Teams: Understanding Their Motivations, Strategies, and Challenges  |
| CHI        | 2021 | Understanding the Design Space of Embodied Passwords based on Muscle Memory   |
| CHI        | 2021 | Investigating Car Drivers' Information Demand after Safety and Security Critical Incidents  |
| CSCW       | 2017 | Can Security Become a Routine? A Study of Organizational Change in an Agile Software Development Group  |
| CSCW       | 2017 | What (or Who) Is Public? Privacy Settings and Social Media Content Sharing  |
| CSCW       | 2017 | Parents Just Don't Understand: Why Teens Don't Talk to Parents about Their Online Risk Experiences  |
| CSCW       | 2017 | "This will cause a lot of work." – Coping with Transferring Files and Passwords as Part of a Personal Digital Legacy  |
| CSCW       | 2017 | Privacy, Anonymity, and Perceived Risk in Open Collaboration: A Study of Tor Users and Wikipedians  |
| CSCW       | 2017 | Viewing the Viewers: Publishers' Desires and Viewers' Privacy Concerns in Social Networks   |
| CSCW       | 2017 | Accounting for Privacy in Citizen Science: Ethical Research in a Context of Openness  |
| CSCW       | 2017 | Folk Models of Online Behavioral Advertising  |
| CSCW       | 2017 | Susceptibility to Social Influence of Privacy Behaviors: Peer versus Authoritative Sources  |
| CSCW       | 2018 | Digital Privacy Challenges with Shared Mobile Phone Use in Bangladesh   |
| CSCW       | 2018 | Challenges in Transitioning from Civil to Military Culture: Hyper-Selective Disclosure through ICTs   |
| CSCW       | 2018 | Digital Technologies and Intimate Partner Violence: A Qualitative Analysis with Multiple Stakeholders   |
| CSCW       | 2018 | 'No Telling Passcodes Out Because They're Private': Understanding Children's Mental Models of Privacy and Security Online                                   |
| CSCW       | 2018 | Effectiveness and Users' Experience of Obfuscation as a Privacy-Enhancing Technology for Sharing Photos   |
| CSCW       | 2018 | Would You Slack That? The Impact of Security and Privacy on Cooperative Newsroom Work   |
| CSCW       | 2018 | Interpretations of Online Anonymity in Alcoholics Anonymous and Narcotics Anonymous   |
| CSCW       | 2018 | Eliciting Values Reflections by Engaging Privacy Futures Using Design Workbooks   |



| Conference | Year | Title   |
|------------|------|---|
| CSCW       | 2018 | "Our Privacy Needs to be Protected at All Costs": Crowd Workers' Privacy Experiences on Amazon Mechanical Turk  |
| CSCW       | 2018 | The Influence of Friends and Experts on Privacy Decision Making in IoT Scenarios  |
| CSCW       | 2018 | Going Beyond Obscurity: Organizational Approaches to Data Anonymization   |
| CSCW       | 2018 | Alexa, Are You Listening? Privacy Perceptions, Concerns and Privacy-seeking Behaviors with Smart Speakers   |
| CSCW       | 2018 | Tell Me Before You Stream Me: Managing Information Disclosure in Video Game Live Streaming  |
| CSCW       | 2018 | When SNS Privacy Settings Become Granular: Investigating Users' Choices, Rationales, and Influences on Their Social Experience  |
| CSCW       | 2018 | Distinguishing Group Privacy From Personal Privacy: The Effect of Group Inference Technologies on Privacy Perceptions and Behaviors   |
| CSCW       | 2018 | "I Knew It Was Too Good To Be True": The Challenges Economically Disadvantaged Users Face in Assessing Trustworthiness, Avoiding Scams, and Developing Self-Efficacy Online |
| CSCW       | 2018 | User Perceptions of Smart Home IoT Privacy  |
| CSCW       | 2019 | Normal and Easy: Account Sharing Practices in the Workplace   |
| CSCW       | 2019 | Pragmatic Tool vs. Relational Hindrance: Exploring Why Some Social Media Users Avoid Privacy Features   |
| CSCW       | 2019 | "Privacy is not a concept, but a way of dealing with life" Localization of Transnational Technology Platforms and Liminal Privacy Practices in Cambodia                     |
| CSCW       | 2019 | Co-Designing for Community Oversight: Helping People Make Privacy and Security Decisions Together   |
| CSCW       | 2019 | "Becoming Part of Something Bigger": Direct to Consumer Genetic Testing, Privacy, and Personal Disclosure   |
| CSCW       | 2019 | Is my phone hacked?" Analyzing Clinical Computer Security Interventions with Survivors of Intimate Partner Violence   |
| CSCW       | 2019 | Privacy Perceptions and Designs of Bystanders in Smart Homes  |
| CSCW       | 2020 | "It's easier than causing confrontation": Sanctioning Strategies to Maintain Social Norms and Privacy on Social Media   |
| CSCW       | 2020 | Privacy-Preserving Script Sharing in GUI-based Programming-by-Demonstration Systems   |
| CSCW       | 2020 | Tangible Privacy: Towards User-Centric Sensor Designs for Bystander Privacy   |
| CSCW       | 2020 | Trans Time: Safety, Privacy, and Content Warnings on a Transgender-Specific Social Media Site   |
| CSCW       | 2020 | Social Norm Vulnerability and its Consequences for Privacy and Safety in an Online Community  |
| CSCW       | 2020 | How Experts Detect Phishing Scam Emails   |
| CSCW       | 2020 | Trust, Identity, Privacy, and Security Considerations for Designing a Peer Data Sharing Platform Between People Living With HIV   |
| CSCW       | 2020 | Tensions between Access and Control in Makerspaces  |
| CSCW       | 2020 | Conducting Risky Research with Teens: Co-designing for the Ethical Treatment and Protection of Adolescents  |
| CSCW       | 2020 | Towards Building Community Collective Efficacy for Managing Digital Privacy and Security within Older Adult Communities   |
| CSCW       | 2021 | "We Even Borrowed Money From Our Neighbor": Understanding Mobile-based Fraud Through Victims' Experiences   |
| CSCW       | 2021 | Owning and Sharing: Privacy Perceptions of Smart Speaker Users  |
| CSCW       | 2021 | When Forcing Collaboration is the Most Sensible Choice: Desirability of Precautionary and Dissuasive Mechanisms to Manage Multiparty Privacy Conflicts                      |
| CSCW       | 2021 | Individually Vulnerable, Collectively Safe: The Security and Privacy Practices of Households with Older Adults  |
| CSCW       | 2021 | How Not to Measure Social Network Privacy: A Cross-Country Investigation  |
| CSCW       | 2021 | Anshimi: Women's Perceptions of Safety Data and the Efficacy of a Safety Application in Seoul   |
| CSCW       | 2021 | Protect and Project: Names, Privacy, and the Boundary Negotiations of Online Video Game Players   |
| CSCW       | 2021 | "It's our mutual responsibility to share": The Evolution of Account Sharing in Romantic Couples   |
| CSCW       | 2021 | PrivacyPrimer: Towards Privacy-Preserving Episodic Memory Support For Older Adults  |
| CSCW       | 2021 | Tensions and Mitigations: Understanding Concerns and Values around Smartphone Data Collection for Public Health Emergencies   |
| CSCW       | 2021 | Shared Realities: Avatar Identification and Privacy Concerns in Reconstructed Experiences   |
| CSCW       | 2021 | Collective Privacy Management Practices: A Study of Privacy Strategies and Risks in a Private Facebook Group  |
| CSCW       | 2021 | Family Communication: Examining the Differing Perceptions of Parents and Teens Regarding Online Safety Communication  |
| CSCW       | 2021 | Difficulties of Measuring Culture in Privacy Studies  |
| CSCW       | 2021 | Digital Privacy Perceptions of Asylum Seekers in Germany  |
| CSCW       | 2021 | Examining Collaborative Support for Privacy and Security in the Broader Context of Tech Caregiving  |
| CSCW       | 2021 | The Differential Effect of Privacy-Related Trust on Groupware Application Adoption and Use during the COVID-19 pandemic   |
| CSCW       | 2021 | Won't You Think of Others? Interdependent Privacy in Smartphone App Permissions   |
| CSCW       | 2021 | Child Safety in the Smart Home: Parents' Perceptions, Needs, and Mitigation Strategies  |
| CSCW       | 2021 | The Impact of Organizational Structure and Technology Use on Collaborative Practices in Computer Emergency Response Teams: An Empirical Study                               |
| SOUPS      | 2017 | Security Developer Studies with GitHub Users: Exploring a Convenience Sample  |
| SOUPS      | 2017 | "...better to use a lock screen than to worry about saving a few seconds of time": Effect of Fear Appeal in the Context of Smartphone Locking Behavior                      |
| SOUPS      | 2017 | DigiTally: Piloting Offline Payments for Phones   |
| SOUPS      | 2017 | Self-Driving Cars and Data Collection: Privacy Perceptions of Networked Autonomous Vehicles   |
| SOUPS      | 2017 | Exploring decision making with Android's runtime permission dialogs using in-context surveys  |
| SOUPS      | 2017 | Replication: Challenges in Using Data Logs to Validate Phishing Detection Ability Metrics   |
| SOUPS      | 2017 | A Qualitative Investigation of Bank Employee Experiences of Information Security and Phishing   |
| SOUPS      | 2017 | Authentication on the Go: Assessing the Effect of Movement on Mobile Device Keystroke Dynamics  |
| SOUPS      | 2017 | New Me: Understanding Expert and Non-Expert Perceptions and Usage of the Tor Anonymity Network  |
| SOUPS      | 2017 | How Effective is Anti-Phishing Training for Children?   |
| SOUPS      | 2017 | Impact of User Characteristics on Attitudes Towards Automatic Mobile Application Updates  |
| SOUPS      | 2017 | Privacy Expectations and Preferences in an IoT World  |
| SOUPS      | 2017 | Can We Fight Social Engineering Attacks By Social Means? Assessing Social Salience as a Means to Improve Phish Detection  |
| SOUPS      | 2017 | Valuating Friends' Privacy: Does Anonymity of Sharing Personal Data Matter?   |
| SOUPS      | 2017 | The Importance of Visibility for Folk Theories of Sensor Data   |
| SOUPS      | 2017 | Weighing Context and Trade-offs: How Suburban Adults Selected Their Online Security Posture   |
| SOUPS      | 2017 | Raise the Curtains: The Effect of Awareness About Targeting on Consumer Attitudes and Purchase Intentions   |
| SOUPS      | 2017 | Format vs. Content: The Impact of Risk and Presentation on Disclosure Decisions   |
| SOUPS      | 2017 | Diversify to Survive: Making Passwords Stronger with Adaptive Policies  |
| SOUPS      | 2017 | TurtleGuard: Helping Android Users Apply Contextual Privacy Preferences   |
| SOUPS      | 2017 | Is that you, Alice? A Usability Study of the Authentication Ceremony of Secure Messaging Applications   |
| SOUPS      | 2017 | End User Security & Privacy Concerns with Smart Homes   |
| SOUPS      | 2018 | Ethics Emerging: the Story of Privacy and Security Perceptions in Virtual Reality   |
| SOUPS      | 2018 | Security in the Software Development Lifecycle  |
| SOUPS      | 2018 | Developers Deserve Security Warnings, Too On the Effect of Integrated Security Advice on Cryptographic API Misuse   |
| SOUPS      | 2018 | User Behaviors and Attitudes Under Password Expiration Policies   |
| SOUPS      | 2018 | Away From Prying Eyes: Analyzing Usage and Understanding of Private Browsing  |

| Conference | Year | Title  |
|------------|------|--|
| SOUPS      | 2018 | "We make it a big deal in the company": Security Mindsets in Organizations that Develop Cryptographic Products   |
| SOUPS      | 2018 | "It's Scary...It's Confusing...It's Dull": How Cybersecurity Advocates Overcome Negative Perceptions of Security   |
| SOUPS      | 2018 | Programming Experience Might Not Help in Comprehending Obfuscated Source Code Efficiently  |
| SOUPS      | 2018 | Data Breaches: User Comprehension, Expectations, and Concerns with Handling Exposed Data   |
| SOUPS      | 2018 | Characterizing the Use of Browser-Based Blocking Extensions To Prevent Online Tracking   |
| SOUPS      | 2018 | Online Privacy and Aging of Digital Artifacts  |
| SOUPS      | 2018 | "If I press delete, it's gone" - User Understanding of Online Data Deletion and Expiration   |
| SOUPS      | 2018 | Deception Task Design in Developer Password Studies: Exploring a Student Sample  |
| SOUPS      | 2018 | Introducing the Cybersurvival Task: Assessing and Addressing Staff Beliefs about Effective Cyber Protection  |
| SOUPS      | 2018 | Informal Support Networks: an investigation into Home Data Security Practices  |
| SOUPS      | 2018 | API Blindspots: Why Experienced Developers Write Vulnerable Code   |
| SOUPS      | 2018 | Share and Share Alike? An Exploration of Secure Behaviors in Romantic Relationships  |
| SOUPS      | 2018 | Can Digital Face-Morphs Influence Attitudes and Online Behaviors?  |
| SOUPS      | 2018 | The Effectiveness of Fear Appeals in Increasing Smartphone Locking Behavior among Saudi Arabians   |
| SOUPS      | 2018 | "You don't want to be the next meme": College Students' Workarounds to Manage Privacy in the Era of Pervasive Photography  |
| SOUPS      | 2018 | A Comparative Usability Study of Key Management in Secure Email  |
| SOUPS      | 2018 | Action Needed! Helping Users Find and Complete the Authentication Ceremony in Signal   |
| SOUPS      | 2018 | Replication Study: A Cross-Country Field Observation Study of Real World PIN Usage at ATMs and in Various Electronic Payment Scenarios   |
| SOUPS      | 2018 | User Comfort with Android Background Resource Accesses in Different Contexts   |
| SOUPS      | 2018 | When is a Tree Really a Truck? Exploring Mental Models of Encryption   |
| SOUPS      | 2018 | "I've Got Nothing to Lose": Consumers' Risk Perceptions and Protective Actions after the Equifax Data Breach   |
| SOUPS      | 2018 | "Privacy is not for me, it's for those rich women": Performative Privacy Practices on Mobile Phones by Women in South Asia   |
| SOUPS      | 2019 | More than Smart Speakers: Security and Privacy Perceptions of Smart Home Personal Assistants   |
| SOUPS      | 2019 | "There is nothing that I need to keep secret": Sharing Practices and Concerns of Wearable Fitness Data   |
| SOUPS      | 2019 | Evaluating Users' Perceptions about a System's Privacy: Differentiating Social and Institutional Aspects   |
| SOUPS      | 2019 | Replication: No One Can Hack My Mind Revisiting a Study on Expert and Non-Expert Security Practices and Advice   |
| SOUPS      | 2019 | Of Two Minds about Two-Factor: Understanding Everyday FIDO U2F Usability through Device Comparison and Experience Sampling   |
| SOUPS      | 2019 | A Typology of Perceived Triggers for End-User Security and Privacy Behaviors   |
| SOUPS      | 2019 | A Self-Report Measure of End-User Security Attitudes (SA-6)  |
| SOUPS      | 2019 | Privacy and Security Threat Models and Mitigation Strategies of Older Adults   |
| SOUPS      | 2019 | The Effect of Entertainment Media on Mental Models of Computer Security  |
| SOUPS      | 2019 | Cooperative Privacy and Security: Learning from People with Visual Impairments and Their Allies  |
| SOUPS      | 2019 | Enhancing Privacy through an Interactive On-demand Incremental Information Disclosure Interface: Applying Privacy-by-Design to Record Linkage                                    |
| SOUPS      | 2019 | Keepers of the Machines: Examining How System Administrators Manage Software Updates   |
| SOUPS      | 2019 | Exploring Intentional Behaviour Modifications for Password Typing on Mobile Touchscreen Devices  |
| SOUPS      | 2019 | Communicating Device Confidence Level and Upcoming Re-Authentications in Continuous Authentication Systems on Mobile Devices   |
| SOUPS      | 2019 | "We Can't Live Without Them!" App Developers' Adoption of Ad Networks and Their Considerations of Consumer Risks   |
| SOUPS      | 2019 | Why people (don't) use password managers effectively   |
| SOUPS      | 2019 | From Usability to Secure Computing and Back Again  |
| SOUPS      | 2019 | A Usability Study of Five Two-Factor Authentication Methods  |
| SOUPS      | 2019 | "I was told to buy a software or lose my computer. I ignored it": A study of ransomware  |
| SOUPS      | 2019 | "I don't own the data": End User Perceptions of Smart Home Device Data Practices and Risks   |
| SOUPS      | 2019 | The Fog of Warnings: How Non-essential Notifications Blur with Security Warnings   |
| SOUPS      | 2019 | System Administrators Prefer Command Line Interfaces, Don't They? An Exploratory Study of Firewall Interfaces  |
| SOUPS      | 2019 | "Something isn't secure, but I'm not sure how that translates into a problem": Promoting autonomy by designing for understanding in Signal                                       |
| SOUPS      | 2020 | You've Got Your Nice List of Bugs, Now What?" Vulnerability Discovery and Management Processes in the Wild   |
| SOUPS      | 2020 | Do Privacy and Security Matter to Everyone? Quantifying and Clustering User-Centric Considerations About Smart Home Device Adoption  |
| SOUPS      | 2020 | An Exploratory Study of Hardware Reverse Engineering Technical and Cognitive Processes   |
| SOUPS      | 2020 | Innovation Inaction or In Action? The Role of User Experience in the Security and Privacy Design of Smart Home Cameras   |
| SOUPS      | 2020 | How Risky Are Real Users' IFTTT Applets?   |
| SOUPS      | 2020 | Replication: On the Ecological Validity of Online Security Developer Studies: Exploring Deception in a Password-Storage Study with Freelancers                                   |
| SOUPS      | 2020 | Lessons Learnt from Comparing WhatsApp Privacy Concerns Across Saudi and Indian Populations  |
| SOUPS      | 2020 | Blind and Human: Exploring More Usable Audio CAPTCHA Designs   |
| SOUPS      | 2020 | "You still use the password after all" – Exploring FIDO2 Security Keys in a Small Company  |
| SOUPS      | 2020 | Usable Security: Studying People's Concerns and Strategies When Sexting  |
| SOUPS      | 2020 | Enhancing Privacy through the Visual Design of Privacy Notices: Exploring the Interplay of Curiosity, Control and Affect   |
| SOUPS      | 2020 | User Mental Models of Cryptocurrency Systems - A Grounded Theory Approach  |
| SOUPS      | 2020 | Realizing Choice: Online Safeguards for Couples Adapting to Cognitive Challenges   |
| SOUPS      | 2020 | Industry Responses to the European Directive on Security of Network and Information Systems (NIS): Understanding policy implementation practices across critical infrastructures |
| SOUPS      | 2020 | Towards Understanding Privacy and Trust in Online Reporting of Sexual Assault  |
| SOUPS      | 2020 | "I Have a Narrow Thought Process": Constraints on Explanations Connecting Inferences and Self-Perceptions  |
| SOUPS      | 2020 | Knock, Knock. Who's There? On the Security of LG's Knock Codes   |
| SOUPS      | 2020 | Why Can't Johnny Fix Vulnerabilities: A Usability Evaluation of Static Analysis Tools for Security   |
| SOUPS      | 2020 | From Intent to Action: Nudging Users Towards Secure Mobile Payments  |
| SOUPS      | 2020 | Security, Availability, and Multiple Information Sources: Exploring Update Behavior of System Administrators   |
| SOUPS      | 2020 | Cloudy with a Chance of Misconceptions: Exploring Users' Perceptions and Expectations of Security and Privacy in Cloud Office Suites   |
| SOUPS      | 2021 | Comparing Security and Privacy Attitudes Among U.S. Users of Different Smartphone and Smart-Speaker Platforms  |
| SOUPS      | 2021 | Replication: Effects of Media on the Mental Models of Technical Users  |
| SOUPS      | 2021 | "I have no idea what they're trying to accomplish:" Enthusiastic and Casual Signal Users' Understanding of Signal PINs   |
| SOUPS      | 2021 | Examining the Examiners: Students' Privacy and Security Perceptions of Online Proctoring Services  |
| SOUPS      | 2021 | "The Thing Doesn't Have a Name": Learning from Emergent Real-World Interventions in Smart Home Security  |

| Conference | Year | Title   |
|------------|------|---|
| SOUPS      | 2021 | Concerned but Ineffective: User Perceptions, Methods, and Challenges when Sanitizing Old Devices for Disposal                             |
| SOUPS      | 2021 | PowerCut and Obfuscator: An Exploration of the Design Space for Privacy-Preserving Interventions for Smart Speakers                       |
| SOUPS      | 2021 | Towards Usable and Secure Location-based Smartphone Authentication  |
| SOUPS      | 2021 | Virtual Classrooms and Real Harms: Remote Learning at U.S. Universities   |
| SOUPS      | 2021 | Code Reviewing as Methodology for Online Security Studies with Developers – A Case Study with Freelancers on Password Storage             |
| SOUPS      | 2021 | Understanding Privacy Attitudes and Concerns Towards Remote Communications During the COVID-19 Pandemic                                   |
| SOUPS      | 2021 | Benefits and Drawbacks of Adopting a Secure Programming Language: Rust as a Case Study  |
| SOUPS      | 2021 | Please do not use !? or your License Plate Number: Analyzing Password Policies in German Companies  |
| SOUPS      | 2021 | Evaluating and Redefining Smartphone Permissions with Contextualized Justifications for Mobile Augmented Reality Apps                     |
| SOUPS      | 2021 | Never ever or no matter what: Investigating Adoption Intentions and Misconceptions about the Corona-Warn-App in Germany                   |
| SOUPS      | 2021 | Why They Ignore English Emails: The Challenges of Non-Native Speakers in Identifying Phishing Emails                                      |
| SOUPS      | 2021 | Understanding Users' Knowledge about the Privacy and Security of Browser Extensions   |
| SOUPS      | 2021 | "How I Know For Sure": People's Perspectives on Solely Automated Decision-Making (SADM)   |
| SOUPS      | 2021 | Designing Toxic Content Classification for a Diversity of Perspectives  |
| SOUPS      | 2021 | Using a Blocklist to Improve the Security of User Selection of Android Patterns   |
| SOUPS      | 2021 | "I'm Literally Just Hoping This Will Work": Obstacles Blocking the Online Security and Privacy of Users with Visual Disabilities          |
| SOUPS      | 2021 | Challenges and Threats of Mass Telecommuting: A Qualitative Study of Workers  |
| SOUPS      | 2021 | User Perceptions of the Usability and Security of Smartphones as FIDO2 Roaming Authenticators   |
| SOUPS      | 2021 | A Qualitative Usability Evaluation of the Clang Static Analyzer and libFuzzer with CS Students and CTF Players                            |
| SOUPS      | 2021 | Exploring Authentication for Security-Sensitive Tasks on Smart Home Voice Assistants  |
| SOUPS      | 2021 | On the Limited Impact of Visualizing Encryption: Perceptions of E2E Messaging Security  |
| SOUPS      | 2021 | Deciding on Personalized Ads: Nudging Developers About User Privacy   |
| SOUPS      | 2021 | Pursuing Usable and Useful Data Downloads Under GDPR/CCPA Access Rights via Co-Design   |
| SOUPS      | 2021 | Knowledge and Capabilities that Non-Expert Users Bring to Phishing Detection  |
| SOUPS      | 2021 | "Whether it's moral is a whole other story": Consumer perspectives on privacy regulations and corporate data practices                    |
| SOUPS      | 2021 | Facial Recognition: Understanding Privacy Concerns and Attitudes Across Increasingly Diverse Deployment Scenarios                         |
| SOUPS      | 2021 | WebAlly: Making Visual Task-based CAPTCHAs Transferable for People with Visual Impairments  |
| USEC       | 2017 | Learning System-assigned Passwords (up to 56 Bits) in a Single Registration Session with the Methods of Cognitive Psychology              |
| USEC       | 2017 | EmojiAuth: Quantifying the Security of Emoji-based Authentication   |
| USEC       | 2017 | Password Creation in the Presence of Blacklists   |
| USEC       | 2017 | Seamless and Secure VR: Adapting and Evaluating Established Authentication Systems for Virtual Reality                                    |
| USEC       | 2017 | I Don't Use Apple Pay Because It's Less Secure ...: Perception of Security and Usability in Mobile Tap-and-Pay                            |
| USEC       | 2017 | Be Prepared: How US Government Experts Think About Cybersecurity  |
| USEC       | 2017 | Exploring Design Directions for Wearable Privacy  |
| USEC       | 2018 | Exploring Website Location as a Security Indicator  |
| USEC       | 2018 | Sonification in Security Operations Centres: What do Security Practitioners Think?  |
| USEC       | 2018 | TinPal: An Enhanced Interface for Pattern Locks   |
| USEC       | 2018 | Towards Understanding Connections between Security/Privacy Attitudes and Unlock Authentication  |
| USEC       | 2018 | Quantifying Users' Beliefs about Software Updates   |
| USEC       | 2018 | A Survey of the Privacy Preferences and Practices of Iranian Users of Telegram  |
| USEC       | 2018 | Metaphors considered harmful? An exploratory study of the effectiveness of functional metaphors for end-to-end encryption                 |
| USEC       | 2018 | Exploring Parents' Security and Privacy Concerns and Practices  |
| USEC       | 2019 | Replication: Do We Snooze If We Can't Lose? Modelling Risk with Incentives in Habituation User Studies                                    |
| USEC       | 2019 | Security When it is Welcome: Exploring Device Purchase as an Opportune Moment for Security Behavior Change                                |
| USEC       | 2019 | Cybercrime Investigators are Users Too! Understanding the Socio-Technical Challenges Faced by Law Enforcement                             |
| USEC       | 2019 | In Control with no Control: Perceptions and Reality of Windows 10 Home Edition Update Features  |
| USEC       | 2019 | Does This App Respect My Privacy? Design and Evaluation of Information Materials Supporting Privacy-Related Decisions of Smartphone Users |
| USEC       | 2019 | Will They Share? Predicting Location Sharing Behaviors of Smartphone Users through Self-Reflection on Past Privacy Behaviors              |
| USEC       | 2019 | Designing a Mobile Application to Support Social Processes for Privacy Decisions  |
| USEC       | 2019 | A First Look at the Usability of OpenVAS Vulnerability Scanner  |
| USEC       | 2019 | top to Unlock - Improving the Security of Android Unlock Patterns   |
| USEC       | 2019 | Continuous Smartphone Authentication using Wristbands   |
| USEC       | 2019 | Case Study – Exploring Children's Password Knowledge and Practices  |
| USEC       | 2020 | User-Centered Risk Communication for Safer Browsing   |
| USEC       | 2020 | Behaviour of Outsourced Employees as Sources of Information System Security Threats   |
| USEC       | 2020 | Empathy as a Response to Frustration in Password Choice   |
| USEC       | 2020 | Exploring Effects of Auditory Stimuli on CAPTCHA Performance  |
| USEC       | 2020 | In Our Employer We Trust: Mental Models of Office Workers' Privacy Perceptions  |
| USEC       | 2020 | Fixing the Fixes: Assessing the Solutions of SAST Tools for Securing Password Storage   |
| USEC       | 2020 | Tale of Two Browsers: Understanding Users' Web Browser Choices in South Korea   |
| USEC       | 2020 | Understanding Perceptions of Smart Devices  |
| USEC       | 2020 | Dis-Empowerment Online: An Investigation of Privacy & Sharing Perceptions & Method Preferences  |
| USEC       | 2020 | The Effects of Cue Utilization and Cognitive Load in the Detection of Phishing Emails   |
| USEC       | 2020 | PassPage: Graphical Password Authentication Scheme Based on Web Browsing Records  |
| USEC       | 2020 | Security and Privacy Awareness in Smart Environments – A Cross-Country Investigation  |
| USEC       | 2020 | Cue Utilization, Phishing Feature and Phishing Email Detection  |
| USEC       | 2020 | Secure Email - A Usability Study  |
| USEC       | 2021 | Raising Trust in the Food Supply Chain  |
| USEC       | 2021 | Holistic Privacy and Usability of a Cryptocurrency Wallet   |
| USEC       | 2021 | Why Do Programmers Do What They Do? A Theory of Influences on Security Practices  |
| USEC       | 2021 | "Lose Your Phone, Lose Your Identity": Exploring Users' Perceptions and Expectations of a Digital Identity Service                        |
| USEC       | 2021 | Cross-National Study on Phishing Resilience   |
| USEC       | 2021 | My Past Dictates my Present: Relevance, Exposure, and Influence of Longitudinal Data on Facebook  |
| USEC       | 2021 | Scenario-Driven Assessment of Cyber Risk Perception at the Security Executive Level   |
| EuroUSEC   | 2017 | I'd Like to Have an Argument, Please Using Dialectic for Effective App Security   |
| EuroUSEC   | 2017 | Pass-Roll and Pass-Scroll: New Graphical User Interfaces for Improving Text Passwords   |
| EuroUSEC   | 2017 | The Security Blanket of the Chat World: An Analytic Evaluation and a User Study of Telegram   |
| EuroUSEC   | 2017 | Finding Security Champions in Blends of Organisational Culture  |

| Conference | Year | Title   |
|------------|------|---|
| EuroUSEC   | 2017 | Personalized Security Messaging: Nudges for Compliance with Browser Warnings  |
| EuroUSEC   | 2017 | Effects of information security risk visualization on managerial decision making  |
| EuroUSEC   | 2017 | Information Leakage through Mobile Motion Sensors: User Awareness and Concerns  |
| EuroUSEC   | 2017 | I Do and I Understand. Not Yet True for Security APIs. So Sad   |
| EuroUSEC   | 2017 | Can Johnny Build a Protocol? Co-ordinating developer and user intentions for privacy-enhanced secure messaging protocols        |
| EuroUSEC   | 2017 | Pico in the Wild: Replacing Passwords, One Site at a Time   |
| EuroUSEC   | 2017 | What is a Secure Email?   |
| EuroUSEC   | 2018 | Permission Impossible: Teaching Firewall Configuration in a Game Environment  |
| EuroUSEC   | 2018 | User Perception and Expectations on Deleting Instant Messages —or— “What Happens If I Press This Button?”                       |
| EuroUSEC   | 2018 | The “Retailio” Privacy Wizard: Assisting Users with Privacy Settings for Intelligent Retail Stores                              |
| EuroUSEC   | 2018 | Rethinking Home Network Security  |
| EuroUSEC   | 2018 | “This Website Uses Cookies”: Users’ Perceptions and Reactions to the Cookie Disclaimer  |
| EuroUSEC   | 2018 | The Role of Privacy Violations in Privacy Calculus  |
| EuroUSEC   | 2018 | “What Can’t Data Be Used For?” Privacy Expectations about Smart TVs in the U.S.   |
| EuroUSEC   | 2018 | A Usability Study of Secure Email Deletion  |
| EuroUSEC   | 2019 | 2 Fast 2 Secure: A Case Study of Post-Breach Security Changes   |
| EuroUSEC   | 2019 | Comparative Analysis of Three Language Spheres: Are Linguistic and Cultural Differences Reflected in Password Selection Habits? |
| EuroUSEC   | 2019 | “Don’t punish all of us”: Measuring User Attitudes about Two-Factor Authentication  |
| EuroUSEC   | 2019 | How Could Serious Games Support Secure Programming? Designing a Study Replication and Intervention                              |
| EuroUSEC   | 2019 | Why Johnny Fails to Protect his Privacy   |
| EuroUSEC   | 2020 | GDPR Reality Check – Claiming and Investigating Personally Identifiable Data from Companies                                     |
| EuroUSEC   | 2020 | Do Women in Conservative Societies (Not) Follow Smartphone Security Advice? A Case Study of Saudi Arabia and Pakistan           |
| EuroUSEC   | 2020 | End User and Expert Perceptions of Threats and Potential Countermeasures  |
| EuroUSEC   | 2020 | Improving Non-Experts’ Understanding of End-to-End Encryption: An Exploratory Study   |
| EuroUSEC   | 2020 | Cash, Cards or Cryptocurrencies? A Study of Payment Culture in Four Countries   |
| EuroUSEC   | 2020 | Making Encryption Feel Secure: Investigating how Descriptions of Encryption Impact Perceived Security                           |
| EuroUSEC   | 2020 | Simulating the Effects of Social Presence on Trust, Privacy Concerns & Usage Intentions in Automated Bots for Finance           |
| EuroUSEC   | 2020 | Investigating Teenagers’ Ability to Detect Phishing Messages  |
| EuroUSEC   | 2020 | Data Sharing in Mobile Apps — User Privacy Expectations in Europe   |
| EuroUSEC   | 2020 | “Security should be there by default”: Investigating how journalists perceive and respond to risks from the Internet of Things  |
| EuroUSEC   | 2020 | Tech Pains: Characterizations of Lived Cybersecurity Experiences  |
| EuroUSEC   | 2021 | Replicating a Study of Ransomware in Germany  |
| EuroUSEC   | 2021 | Finding Secret Treasure? Improving Memorized Secrets Through Gamification   |
| EuroUSEC   | 2021 | Using a Participatory Toolkit to Elicit Youth’s Workplace Privacy Perspectives  |
| EuroUSEC   | 2021 | Replication: Measuring User Perceptions in Smartphone Security and Privacy in Germany   |
| EuroUSEC   | 2021 | Microsoft Office Macro Warnings: A Design Comedy of Errors with Tragic Security Consequences                                    |
| EuroUSEC   | 2021 | Examining Power Use and the Privacy Paradox between Intention vs. Actual Use of Mobile Applications                             |
| EuroUSEC   | 2021 | Nudge or Restraint: How do People Assess Nudging in Cybersecurity - A Representative Study in Germany                           |
| EuroUSEC   | 2021 | Careless Participants Are Essential for Our Phishing Study: Understanding the Impact of Screening Methods                       |
| EuroUSEC   | 2021 | What breach? Measuring online awareness of security incidents by studying real-world browsing behavior                          |
| EuroUSEC   | 2021 | Plug-and-Play: Framework for Remote Experimentation in Cyber Security   |
| EuroUSEC   | 2021 | Comparing the Effectiveness of Text-based and Video-based Delivery in Motivating Users to Adopt a Password Manager              |
| EuroUSEC   | 2021 | Understanding Young People’s Experiences of Cybersecurity   |
| EuroUSEC   | 2021 | Peeking Into the Black Box: Towards Understanding User Understanding of E2EE  |