

NeuroComparatives: Neuro-Symbolic Distillation of Comparative Knowledge

Phillip Howard^{◇*} Junlin Wang^{†*} Vasudev Lal[◇] Gadi Singer[◇]

Yejin Choi^{♡♣} Swabha Swayamdipta^{♣♣}

[◇]Intel Labs [♣]Allen Institute for AI [♠]University of Southern California

[†]University of North Carolina, Chapel Hill

[♡]Paul G. Allen School of Computer Science & Engineering, University of Washington
phillip.r.howard@intel.com

Abstract

Comparative knowledge (e.g., steel is stronger and heavier than styrofoam) is an essential component of our world knowledge, yet understudied in prior literature. In this paper, we study the task of comparative knowledge acquisition, motivated by the dramatic improvements in the capabilities of extreme-scale language models like GPT-4, which have fueled efforts towards harvesting their knowledge into knowledge bases. While acquisition of such comparative knowledge is much easier from models like GPT-4, compared to their considerably smaller and weaker counterparts such as GPT-2, not even the most powerful models are exempt from making errors. We thus ask: to what extent are models at different scales able to generate valid and diverse comparative knowledge?

We introduce NeuroComparatives, a novel framework for comparative knowledge distillation overgenerated from language models such as GPT-variants and Llama, followed by stringent filtering of the generated knowledge. Our framework acquires comparative knowledge between everyday objects, producing a corpus of up to 8.8M comparisons over 1.74M entity pairs—10X larger and 30% more diverse than existing resources. Moreover, human evaluations show that NeuroComparatives outperform existing resources (up to 32% absolute improvement). We also demonstrate the utility of our distilled NeuroComparatives on three downstream tasks. Our results show that neuro-symbolic manipulation of smaller models offer complementary benefits to the currently dominant practice of prompting extreme-scale language models for knowledge distillation.

1 Introduction

In their book “*Surfaces and Essences*” on *concepts and analogies*, Hofstadter and Sander (2013) elu-

cidate how concept learning requires *comparing* a pair of concepts, and parsing out their similarities and dissimilarities. In this paper, we draw inspirations from such literature in cognitive science about concept learning and inquire two related questions on *comparative knowledge*: (1) can we develop a computational system to acquire large-scale, high-quality comparative knowledge about a broad range of concepts? and (2) how well do models at different scales fare at the task of producing comparative knowledge?

Indeed, comparative knowledge is an essential component of our world knowledge (Ilievski et al., 2021; Davis, 2023), underpinning some of the classical commonsense reasoning problems. For example, the problem “*The large ball crashed right through the table because it was made of [steel/styrofoam]. What was made of [steel/styrofoam]?*” in Winograd Schema Challenge (Levesque et al., 2011) requires comparing the relative strength between steel and styrofoam. Yet, compared to *general* knowledge acquisition, there has been relatively little research focus on *comparative* knowledge acquisition, possibly due to the longstanding challenges of high-quality knowledge acquisition itself, let alone comparative knowledge. The few resources for comparative knowledge, all derived from web mining, however limited in size and diversity (§5), have nonetheless been useful for challenging multimodal reasoning tasks (Wang et al., 2018), highlighting the value of comparative knowledge.

Our attempt to (re-)focus on the task of comparative knowledge acquisition is motivated by the dramatic improvements in the capabilities of extreme-scale language models such as GPT-4 (OpenAI, 2023), which has, in turn, inspired harvesting knowledge directly from neural language models (West et al., 2021). Compared to commonsense knowledge acquisition approaches in prior literature that were based either on crowdsourcing

*Equal contribution

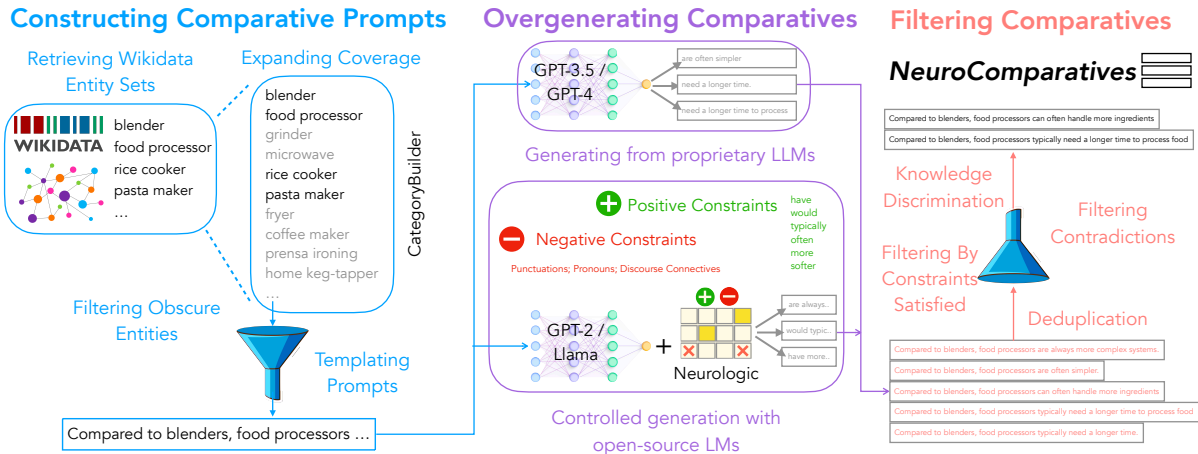


Figure 1: Our neuro-symbolic framework to distill **NeuroComparatives**. (1) We seed entity pairs for comparison from Wikidata, and expand the set with CategoryBuilder to construct templated prompts for a language model. (2) Next, we use these prompts to overgenerate comparatives from different language models to ensure our generations contain valid comparisons between a given pair of entities. (3) Finally, we discard contradictory and otherwise lower quality generations via various clustering and filtering techniques. Our resultant corpus **NeuroComparatives** contains 8.8 million comparisons over 1.74 million entity pairs.

(Speer et al., 2017; Sap et al., 2019) or on extracting information from web text (e.g., WebChild (Tandon et al., 2017) and ASER (Zhang et al., 2020)), this emerging line of research takes an entirely different perspective, often referred to as “*language models as knowledge bases*” (AlKhamissi et al., 2022), to acquire knowledge by probing language models.

We build on such research, but in addition to extreme-scale models such as GPT-3, also rely on open-source language models which allow for custom decoding algorithms (See et al., 2019; Sheng et al., 2020; Liu et al., 2021). We ask a seemingly implausible question: can accessible, but considerably smaller and weaker language models such as GPT-2 (Radford et al., 2019), complement the capabilities of their large-scale counterparts in the acquisition of *comparative knowledge* between a pair of concepts?

We broadly follow an overgenerate-and-filter mechanism (Langkilde and Knight, 1998; Walker et al., 2001) to create a large-scale, high-quality resource: **NeuroComparatives**, a corpus with up to 8.8 million comparisons over 1.74 million pairs of entities.

Compared to the only other large-scale common-sense KG containing comparative knowledge (Tandon et al., 2017, WebChild), **NeuroComparatives** is up to 10x larger, 30% more diverse, and has a 19% higher human acceptance rate. Additionally, we show that a knowledge discriminator model can further improve the the human acceptance rate of

our knowledge to 90%, representing a 32% absolute gain compared to WebChild while still being over 2X larger in scale. Our analyses also show that **NeuroComparatives** are, on aggregate, more diverse than comparatives in WebChild. Overall, our findings motivate customizable neuro-symbolic manipulation of smaller scale models as a cost-effective complement to the dominant practice of performing simple inferences under extreme-scale language models with limited inference access. We will release our code and data.¹

2 Distilling NeuroComparatives

Our proposed framework for distilling comparatives from an autoregressive language model comprises three stages, illustrated in Figure 1. As a first step, we construct a prompt for eliciting a comparative knowledge statement about pairs of comparable entities (§2.1). Next, we use different families of language models to overgenerate (potential) comparatives for every pair of selected entities (§2.2). Finally, we filter the generations (§2.3) to obtain a large-scale, high-quality collection of comparative statements, called **NeuroComparatives** (§3).

2.1 Constructing Comparative Prompts

One unique challenge in probing language models for knowledge acquisition, as opposed to extracting already existing knowledge descriptions from web

¹<http://anonymous/>

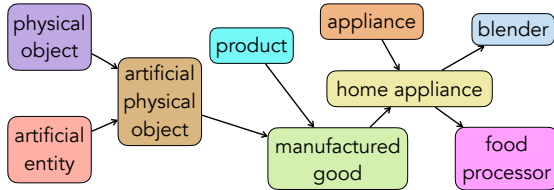


Figure 2: Wikidata hierarchical class structure for retrieved entities ‘blender’ and ‘food processor’.

Constraint	(aux verb), (adverb), (comparative adjective)
Order	└─ 1 or 2 ─┘ └─ 3 ─┘
Examples	
	Compared to red wines, white wines often have less tannins. ✓
	Compared to red wines, white wines are better always . ✗

Figure 3: Examples of generated comparatives which satisfy and violate our constraint ordering.

text, is knowing *exactly what* to probe LMs for, i.e., concept pairs for comparison. In consideration of potential downstream use cases, the comparatives are more likely to be useful when they are about entities sharing some common properties, e.g., “red wine” and “white wine” (Fig. 3), as opposed to completely unrelated entities, e.g., “cucumber” and “car”. However, it is not straightforward to filter a large amount of diverse concepts that are sensible to compare; thus, we developed a carefully designed process below: retrieval (§2.1.1), expansion (§2.1.2), and filtering (§2.1.3).

2.1.1 Retrieving Seed Entity Sets

We start our entity collection using two broad Wikidata (Vrandečić and Krötzsch, 2014) classes, as our seed classes: *physical object* and *artificial physical object*. Each seed class contains entities and subclasses, which themselves may contain additional entities. Figure 2 illustrates an example Wikidata class structure for “blender” and “food processor”, where “physical object” is the root class. Using a breadth-first traversal of Wikidata, we retrieve all classes up to two levels² below the root class. Overall, we retrieve 1.5K classes with 23K entities from Wikidata. While Wikidata provides a good starting point, we find that many of its classes are incomplete, a common challenge with any taxonomic resource. Thus, we next expand our entity sets to increase the coverage.

²We use a maximum search depth of two based on the observation that descending lower in Wikidata results in entities that are too specific or obscure for generating comparatives.

2.1.2 Expanding the Coverage of Entity Sets

We expand our entity collection using Category-Builder (Mahabal et al., 2018), a system for lexical entity set expansion. We append each retrieved entity set from Wikidata with the top $n = 100$ related terms identified by Category Builder using the hyperparameter $\rho = 3.0$, which is the limited support penalty used in the weighting of contexts for related terms. This results in a total of 40K entities corresponding to 1.5K Wikidata classes. We find that some entities in Wikidata are quite obscure, e.g., “home keg tapper” and “prensa ironing” in the “home appliance” class (Fig. 1). Thus, we next proceed to discard such obscure entities.

2.1.3 Filtering Obscure Candidate Entities

Obscure entities would occur infrequently, thus we discard entities which occurred less than $n = 100$ times in the language model’s training corpus.³ We additionally discard all classes with less than 2 entities after this filtering step. These filtering steps are applied twice: first on the original retrieved Wikidata entities, and then again after we expand the entity sets with Category Builder. This results in 568 classes with a total of 15,476 entities.

2.1.4 Templating Comparative Prompts

Next, we take all pairs of entities within a class to be candidates for comparison. For each such pair, $(entity_1, entity_2)$, we use the following template⁴ to form the prompt for generation:

$$\text{Compared to } entity_1, entity_2 \dots \quad (1)$$

As a final step, we further filter 30% of the created prompts based on GPT-2 XL perplexity to remove potentially disfluent or nonsensical prompts. This results in a total of 1,741,962 prompts.

2.2 Overgenerating Comparatives

Since there’s no supervision data available, we follow an inference-only process for generating the initial set of comparative statements. We employ two approaches: constrained decoding with open-source LMs (§2.2.1) and few-shot prompting of proprietary LLMs (§2.2.2). We hypothesize that both approaches may offer complementary benefits.

³The only corpus we have access to is the open-source counterpart of GPT-2’s training corpus, OpenWebText.

⁴We experimented with other templates but found that this one was most consistent at generating valid comparisons

2.2.1 Generation with open-source LMs

We experiment with GPT-2 XL and Llama-2 7B, two open-source language models where we can customize the inference time process to generated comparatives. We use a customized controlled decoding algorithm, NeuroLogic (Lu et al., 2021) to guide the generation using the prompts constructed above (§2.1).

Formulating the Constraint Sets We classify our constraints into three types: *positive*, *negative*, and *comparative adjectives*. Positive constraints ensure tokens appear in the output; we include auxiliary verbs (e.g., ‘have’, ‘are’, ‘would’, etc.) and adverbs of frequency (e.g. ‘typically’, ‘often’, etc.) (see Appendix A for details). Negative constraints ensure tokens do not appear in the output; we include certain punctuation characters, pronouns, discourse connectives, and relative clauses (Table 10 in Appendix A for details). Disallowing these tokens reduces the chance of generating conversational or story-like completions.

Constrained decoding with NeuroLogic We customize NeuroLogic (Lu et al., 2021), a controlled text generation algorithm to generate fluent text satisfying a set of lexical constraints. NeuroLogic accepts a set of *clauses* $\{C_i \mid i \in 1, \dots, m\}$ as constraints (see App. A.1 for details).

To encourage diversity in the generated comparatives, we want the generator to select different comparative adjectives for different generations. However, enumerating all comparative adjectives is intractable. Hence, we dynamically encourage top- k comparative adjectives with the highest probabilities under GPT-2 at each decoding time step (we use $k=5$). We implement this as a special type of positive constraint (§2.1.4), different from the original NeuroLogic implementation.

Additionally, we modify NeuroLogic decoding to handle ordered constraint satisfaction. For each clause C_i , we assign one or more order indices $m_i \in \{1, \dots, m\}$ which correspond to the positional order in which clause C_i can appear in the generation. Specifying more than one order index allows a clause to appear in multiple different positions. Ordered constraint satisfaction provides more fine-grained control over the generation, which is important for generating valid comparatives, as illustrated in Figure 3.

2.2.2 Generation with Propriety LLMs

Many recent large language models are proprietary, disabling our ability to customize the decoding process since the probabilities for each token in the vocabulary are not available. Hence, we leverage their in-context learning abilities to overgenerate completions to our formulated prompts for each entity pair. Specifically, we use six in-context examples of valid comparatives followed by our templated comparative prompt (details in App. C).

2.2.3 Scale of Overgeneration

Given its open-source availability and relatively low computational cost, we overgenerate the most comparatives using GPT-2-XL as our base LM. In total, we perform 30 passes of NeuroLogic with GPT-2 over the 1.74 million entity pairs from §2.1.4, where each iteration uses a different combination of the positive constraints, while adhering to the same negative and comparative adjective constraints. Each pass produces 10 generations, resulting in 300 candidate comparatives for each entity pair. This process produces a total of 522 million overgenerations across the 1.74 million entity pairs. We also use Llama-2-7b with NeuroLogic in the same fashion to generate comparatives for 50k entity pairs, which produces 15 million overgenerations.

In addition, we utilize three propriety LLMs (InstructGPT, ChatGPT, and GPT-4) to overgenerate comparatives for a smaller set of 2.3k entity pairs due to the much higher inference cost of these models. For each entity pair, we return 128 completions to our prompt, which is the maximum allowed via the inference API. This produces a total of 300k overgenerated comparatives.

2.3 Filtering Overgenerated Comparatives

Despite using a combination of effective language generation approaches above, we aggressively filter out a large fraction of the overgenerated comparatives in order to achieve quality control. This last filtering step consists of deduplication (§2.3.1), filtration by constraint satisfaction (§2.3.2), filtration of contradictory knowledge (§2.3.3), and additional filtering via a knowledge discriminator model (§2.3.4).

2.3.1 Deduplication

To address LM’s tendency to generate redundant comparisons, we deduplicate our generations. We

Prompt	WebChild Assertions	Completions in NeuroComparatives (Ours)
Compared to helicopters, planes were cooler ✓✓✗ . . . are noisier ✓✓✗ . . . are better ✓✓✗	. . . are more stable in flight ✓✓✓ . . . typically have higher operating costs ✓✓✗ . . . can often carry more cargo ✓✓✓
Compared to floppy disks, hard drives are better ✓✓✓	. . . are generally considered more reliable ✓✓✓
Compared to cars, motorcycles are cheaper ✓✗✓ . . . are smaller ✓✓✗ . . . are cooler ✗✗✗	. . . generally have fewer moving parts ✓✓✓ . . . generally have lower fuel consumption ✓✓✓ . . . tend to have shorter range ✓✓✓
Compared to blenders, food processors are larger ✓✓✓ . . . work better ✓✓✓	. . . can often be more expensive ✓✓✓ . . . can often handle more ingredients ✓✓✓
Compared to milkshakes, smoothies are typically consumed more frequently ✓✓✗ . . . are far healthier ✓✓✓	. . . are generally lower in calories ✓✓✓ . . . are generally considered healthier choices ✓✓✓
Compared to bows, crossbows were more difficult ✓✗✗ . . . are more accurate ✓✓✗ . . . are much better ✓✓✗	. . . generally have shorter draw lengths ✓✓✓ . . . are generally smaller in size ✓✓✗ . . . are generally heavier in weight ✓✓✗

Table 1: Generations from NeuroComparatives and WebChild assertions for the same entity pair. Each example was annotated by three human workers: ✓ indicates acceptance and ✗ rejection. In contrast to WebChild assertions, NeuroComparatives can be more specific to the entity pairs under consideration, diverse and less subjective.

use agglomerative clustering of all generated comparatives using the inner product of their sentence T5 embeddings (Ni et al., 2021) as the distance. For each cluster, we retain only the generation with the best NeuroLogic Score⁵ (App. A.1). Approximately 17% of the original generations remain.

2.3.2 Filtration by Constraint Satisfaction

After deduplication, we group the remaining generations by how they satisfied the positive constraints in order to encourage greater diversity in our knowledge base. Specifically, we group generations by the generated auxiliary verb, adverb of frequency, and comparative adjective and select only the generation with the best NeuroLogic Score⁵. This further reduces the total number of generations to approximately 9% of the overgenerated comparatives.

2.3.3 Filtration by Contradiction

The tendency of language models to hallucinate information (Ji et al., 2022) sometimes results in unreliable generations which contradict each other. We use a RoBERTa contradiction classifier (Liu et al., 2019)⁶, inspired by Wang et al. (2022). Specifically, from the pool of all comparatives for a given entity pair, we discard those that contradict more comparatives within the pool than not. To increase the precision of the pre-trained classifier, we set a high threshold probability for classifying contradiction and entailment (0.99 and 0.85, respectively). Approximately 5% of the overgenerated comparatives

remain after this stage of filtering, from which we select only the $k = 5$ best-scoring generations by their NeuroLogic Score⁵ for each entity pair.

2.3.4 Discriminative Filtering

To further increase the quality of our retained knowledge, we build a final discriminator, adjustable to the desired balance between knowledge quantity and quality. We train a knowledge discriminator using crowdsourced annotations of valid and invalid knowledge generations, following prior work (West et al., 2021). For a random 10K sample of our generated comparatives for unique entity pairs, we crowdsource the validity of each comparison (using the same setup described subsequently in §3.1). We train a classifier to discriminate between aggregated “Accept” and “Reject” crowdsourced labels (see Appendix B for additional details) and vary the threshold for the “Accept” class to filter at different levels of knowledge precision.

3 NeuroComparatives

Our large-scale generation effort produced 8.8 million comparatives before discriminative filtering⁷, which we refer to as NeuroComparatives_{XL}. Specifically, NeuroComparatives_{XL} includes 8.7 million comparatives generated by GPT-2-XL, 78k comparatives generated by Llama-2-7b, 16.3k comparatives generated by InstructGPT, 10.7k comparatives generated by ChatGPT, and 6.6k comparatives generated by GPT-4. Starting from NeuroComparatives_{XL}, we then further applied our knowledge discriminator model to create

⁵For proprietary LLMs, we use length-penalized perplexity scores calculated by GPT-2-XL in lieu of NeuroLogic Score.

⁶<https://tinyurl.com/bp6f66bn>

⁷See Appendix A for additional implementation details

subsets containing only the top-50% and top-20% of comparatives, which we refer to as $\text{NeuroComparatives}_L$ and NeuroComparatives , respectively. While $\text{NeuroComparatives}_{XL}$ contains the greatest breadth of comparative knowledge, the more stringent filtering applied to produce $\text{NeuroComparatives}_L$ and NeuroComparatives results in the highest knowledge quality, without hurting diversity.

One large resource of comparative common-sense knowledge is WebChild (Tandon et al., 2017), constructed automatically based on information extraction. While WebChild contains over 18 million general assertions covering 2 million concepts and activities, we focus on its comparative knowledge, which spans 813k assertions over 335k entity pairs. Compared to WebChild, our $\text{NeuroComparatives}_{XL}$ corpus is 10x larger. Table 1 provides examples of $\text{NeuroComparatives}_{XL}$ in contrast to WebChild assertions across six pairs of entities. For ease of comparison, we translate the WebChild assertions from their original triplet form into the natural language form of our knowledge.

The first set of examples for the entity pair (helicopters, planes) illustrates the more detailed, domain-specific properties, such as “operating costs”, “more cargo”, and “stable in flight” in $\text{NeuroComparatives}_{XL}$. In contrast, WebChild assertions are more generic (e.g., “cooler”, “better”) and not specific to the domain of flight. This example also highlights how $\text{NeuroComparatives}_{XL}$ assertions are more informative and interesting to humans, as evidenced by their lower rate of rejection shown in Table 1.

We also compare our generated knowledge to the ATOMIC (Sap et al., 2019) and ConceptNet (Speer et al., 2017). Although neither explicitly contains comparative knowledge, they do contain relations from which comparatives can be inferred. We use the `AtLocation` and `MadeUpOf` relations in ATOMIC, as well as the `AtLocation`, `PartOf`, and `MadeOf` relations in ConceptNet, to infer size comparisons over entities. We use these size comparisons to automatically construct a comparative in the format of our KB for evaluation. For example, the ATOMIC triple (human body, `MadeUpOf`, brain) results in the comparative: “Compared to brains, human bodies are larger.”

Finally, proprietary LLMs such as InstructGPT (henceforth GPT-3), which is over 100x larger than the GPT-2 XL we use, ChatGPT, and GPT-4 can

be sources of comparative knowledge. Our prompt for extracting comparative knowledge from these models contains an instruction and 5 hand-crafted comparatives, followed by the same prompt as used for our approach (§2.1); see Appendix C for details.

3.1 Human Evaluation of Validity

We compare NeuroComparatives against other sources of comparative knowledge via human evaluation. We task 3 workers from Amazon Mechanical Turk with classifying each statement into one of six categories: ‘True’, ‘False’, ‘Too subjective to judge’, ‘Too vague to judge’, ‘Too unfamiliar to judge’ and ‘Invalid’.⁸ We discard examples where there was no majority consensus among the 3 workers, and those marked as ‘Too unfamiliar to judge’ by a majority vote. Examples marked as ‘True’ are considered valid, and all others, invalid. Appendix D details our annotation process (Fig. 6).

	Source	Size	Accept. ↑	SB2 ↓	SB3 ↓
Existing KBs	☞ ConceptNet	34,355	91.8%	1.00	1.00
	☞ ATOMIC	23,566	89.6%	1.00	1.00
	WebChild	812,862	58.1%	0.77	0.71
Few-shot LLMs	InstructGPT	-	72.7%	0.91	0.89
	ChatGPT	-	86.2%	0.90	0.88
	GPT-4	-	89.4%	0.87	0.84
NCs. (GPT-2)	NCs.-XL	8,709,810	76.9%	0.64	0.58
	NCs.-L	4,354,905	84.4%	0.64	0.58
	NCs.	1,741,962	90.1%	0.65	0.59
NCs. (Other LLMs)	NCs. (LLaMA-7b)	77,798	90.0%	0.64	0.59
	NCs. (InstructGPT)	16,300	-	0.60	0.56
	NCs. (ChatGPT)	10,756	-	0.48	0.44
	NCs. (GPT-4)	6,630	-	0.52	0.48

Table 2: Size, human acceptance rates and diversity measures, Self-BLEU-2 (SB2) and Self-BLEU-3 (SB3) for comparatives from different sources. ☞ indicates human-authored sources. NeuroComparatives (NCs.) generated from GPT-2 achieve a better trade-off between acceptance and diversity than comparatives produced by the much larger GPT-3,4 architectures with few-shot prompting. NeuroComparatives (NCs.) with LLaMA-7b also achieve competitive performance. Discriminative filtering of NeuroComparatives does not impact the diversity.

We evaluate 500 randomly sampled comparatives from $\text{NeuroComparatives}_{XL}$, WebChild, ConceptNet, and ATOMIC. For evaluation of comparative knowledge extracted from GPT-3, ChatGPT, and GPT-4 without our framework (i.e., using only few-shot prompting), we obtain a sam-

⁸This is an absolute evaluation scheme; relative comparisons of pairs of comparatives are somewhat unfair since the comparisons might be along different dimensions.

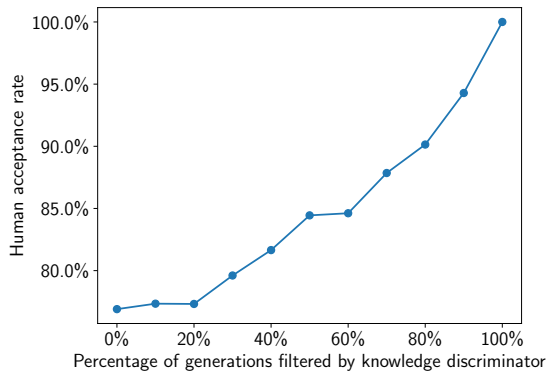


Figure 4: As our knowledge discriminator gets stricter, human acceptance of NeuroComparatives increases.

ple of 500 completions to the same prompts used to generate the sampled NeuroComparatives (see Appendix C for additional discussion on the impact of filtering on ChatGPT and GPT-4). Human acceptance results are shown in Table 2 along with the size (total num. of comparatives) of different sources of comparative knowledge. While human-authored comparatives in ConceptNet and ATOMIC have the highest acceptance, these sources are the smallest in size, involved expensive human efforts and cannot be arbitrarily scaled. Among generated comparatives, NeuroComparatives_{XL} achieves nearly a 20% absolute improvement in human acceptance relative to WebChild, while containing over 10x more comparative knowledge. Despite utilizing two orders of magnitude smaller models in size, NeuroComparatives_{XL} even achieves a 4% absolute improvement in human acceptance relative to GPT-3. This highlights the benefits of our approach and suggests that scale is not the only way to acquire high-quality knowledge from the LMs. NCs generated by LLaMA-7b achieved a similar human acceptance rate and diversity as that generated by GPT-2.

Filtering Contradictions improves NeuroComparatives We conduct an ablation to study the impact of filtering contradictions on generating NeuroComparatives (§2.3.3). Specifically, we obtain a different sample of comparatives from GPT-2-XL that does not involve applying the contradiction filter. The overall acceptance rate of these comparatives is 69.1%, which is an absolute decrease of 7.8% compared to NeuroComparatives_{XL}, confirming the importance of contradiction filtration.

Impact of Discriminative Filtering Figure 4 and Table 2 show that NeuroComparatives_L, which includes only the top-50% of our generated knowledge, achieves an acceptance rate of 84.4%, a 7.5% absolute increase relative to NeuroComparatives_{XL}. The top-20% filtering used to produce NeuroComparatives improves the acceptance rate even further to 90.1%, which exceeds the acceptance of few-shot prompting with both ChatGPT and GPT-4 and is on par with human-authored sources. At this level of filtering, NeuroComparatives is still over 2x larger than WebChild while having an approximately 32% absolute gain in human acceptance rate.

3.2 NeuroComparatives’ Diversity

We compute Self-BLEU (Zhu et al., 2018) over comparisons between common entity pairs to evaluate the diversity of NeuroComparatives vs. other sources of comparative knowledge. We randomly sample 500 entity pairs from WebChild containing at least 5 comparisons, and the corresponding NeuroComparatives. For few-shot prompting with GPT-3, ChatGPT, and GPT-4, we use the same prompts (see §3.1) to obtain the top-5 generations for each entity pair. For each set, we compute Self-BLEU among the 5 candidates. Table 2 provides the mean Self-BLEU scores calculated across the 500 entity pairs evaluated for each source, using both bigrams (SB2) and trigrams (SB3). Since the comparatives from ConceptNet and ATOMIC are limited to a single relation (size), they have no diversity of comparative knowledge within entity pairs. NeuroComparatives_{XL} and NeuroComparatives_L exhibit the greatest diversity, with a 31% reduction in Self-BLEU-3 relative to few-shot prompting with GPT-4. Crucially, knowledge discrimination does not impact the diversity of NeuroComparatives.

While NeuroComparatives_{XL} by design contain 5 comparisons for each pair of entities, the amount of comparative knowledge per entity pair in WebChild is heavily skewed: approximately 80% of the entity pairs have only 1 comparison, whereas there are over 10k assertions comparing the entities “man” and “woman.” WebChild is also heavily skewed towards a small number of frequently-occurring relations (e.g., “better”).

To further quantify the diversity of comparative relations in each source, we first extract relations from NeuroComparatives_{XL} and WebChild by identifying the comparative adjective

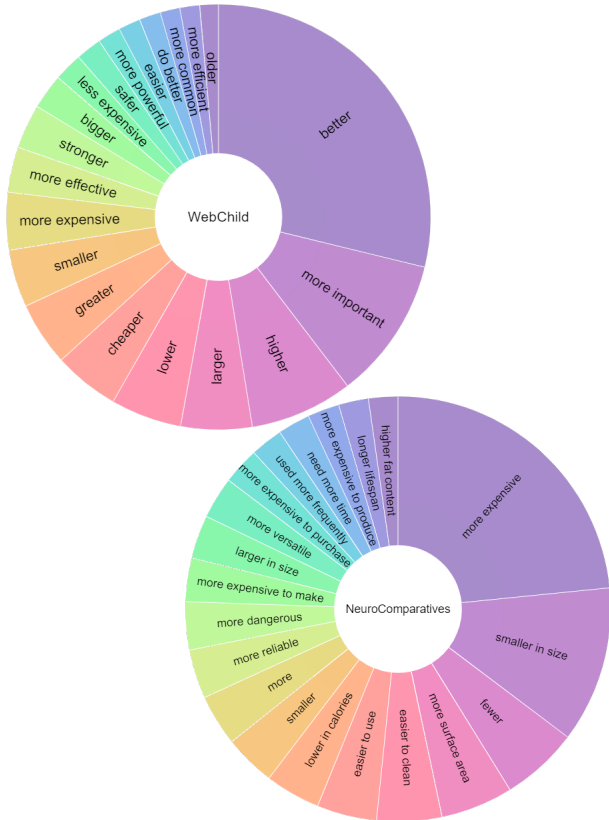


Figure 5: The distribution of the top-20 relations in WebChild is more skewed than NeuroComparatives_{XL}.

phrase. We build a frequency-based probability distribution for relations in each source, and use it to compute their respective entropies; higher entropy indicates greater diversity of comparative relations. Our results show that the entropy of NeuroComparatives_{XL} is 7.9, which is 30% higher (indicating greater diversity) than the WebChild entropy of 6.1. Figure 5 depicts the top-20 most frequent relations in each source, showing that the WebChild relations are more skewed, with its most-frequent relation (“better”) representing over 12% of all relations. In contrast, the most frequent relation in NeuroComparatives_{XL} (“more expensive”) represents only 4% of all relations.

4 NeuroComparatives for Improving Performance on Downstream Tasks

4.1 Tasks and Experiments Setup

While NeuroComparatives are demonstrably diverse (§3.2), how good are their coverages and downstream performances? We found as well as constructed three downstream tasks to present our method’s ability to cover a wide domain while maintaining high quality.

Model	#Overlap	Overlap Accuracy ↑
NCs.	205	66.7%
NCs. (LLaMA-2-7b)	132	90.2%
NCs. (Text-Davinci-001)	250	76.8%
NCs. (GPT-3.5)	189	97.9%
NCs. (GPT-4)	226	98.7%

Table 3: Performance on the Elephant dataset.

Elephant We compare our generated NeuroComparatives with Elephant (Elazar et al., 2019), a resource containing 486 comparisons of sizes of various transportation vehicles and animals (e.g., aeroplane, car, giraffe and elephant).

Verb Physics Reannotate We evaluated our generated NeuroComparatives using another dataset (Verb Physics Reannotated, henceforth VPR) which contains comparative relations between two entities across three dimensions (Elazar et al., 2019) This dataset is a reannotation of the data provided by Forbes and Choi (2017) which filtered out the examples where the objects were not comparable, or the annotators disagreed among themselves. Their re-annotation resulted in 2964 examples of object relations (1927 unique pairs of objects) in the dimension of speed, length and mass.

ComparativeQA The unstructured knowledge in NeuroComparatives facilitates easy integration with LLMs through natural language, therefore enabling the use of comparative reasoning abilities of LLMs. As there are no benchmarks for systematically evaluating the comparative reasoning capabilities, we constructed a comparative reasoning QA test set to investigate this question. Specifically, we identified all comparatives that were unanimously assigned a label of ‘True’ by annotators in our human evaluation of validity experiments (§3.1). We then rephrased these comparatives as questions in order to construct a test set in QA format (see App. E.2). In total, this produced a test dataset of 656 comparative reasoning questions.

4.2 Results: NeuroComparatives’ Coverage (Elephant)

We evaluated five different versions of NeuroComparatives that differed by model scale: NeuroComparatives generated by GPT-2 (NCs.) with discriminative filtering, NeuroComparatives generated by LLaMA-2-7b, NeuroComparatives generated by GPT-3, NeuroComparatives generated by ChatGPT, NeuroComparatives generated by

Model	#Overlap	Overlap Accuracy \uparrow
NCs.	869	66.7%
NCs. (LLaMA-2-7b)	760	71.2%
NCs. (Text-Davinci-001)	1106	76.2%
NCs. (GPT-3.5)	1090	88.2%
NCs. (GPT-4)	1351	93.3%

Table 4: Performance on Verb Physics Reannotate.

GPT-4. Because NeuroComparatives are generated without restrictions on the attribute used for comparison, only a subset of these 486 comparisons are along the dimension of size. We identify this subset via a simple string matching approach and filter out the remaining generations for the purpose of this evaluation.

As shown in Table 3, NCs. generated by GPT-4 achieved nearly perfect accuracy – 98.7% express the correct size relationship according to the Elephant annotations out of the 226 generations that overlap with the Elephant dataset. We observed a very clear trend that more capable models generate NeuroComparatives with higher quality, suggesting that there is a trade-off between scale and quality. Our method is compatible with both smaller open-source LLMs and proprietary LLMs, which enables flexibility in choosing the best balance between these two variables.

4.3 Results NeuroComparatives’ Coverage (VPR)

We generated NeuroComparatives with the unique object pairs in VPR to produce a large set of comparative knowledge generations. Since we do not constrain the attribute along which entities are compared, we further filtered our NeuroComparatives to contain only comparisons of speed, length, and mass using few-shot classification with Falcon-40b-instruct⁹. We then used a BART-large model trained on MNLI¹⁰ to determine if a pair of NeuroComparatives and VPR entail each other. Entailment means that our generated knowledge agrees with VPR which contains ground truth knowledges. See Appendix E.1 for more details about prompts and methods.

In Table 4, we can see that NeuroComparatives generated by GPT-4 again achieved the best overall accuracy of 93.3%. This means that the model is able to generate very accurate knowledge about

⁹<https://huggingface.co/tiiuae/falcon-40b-instruct>

¹⁰<https://huggingface.co/facebook/bart-large-mnli>

Model	Accuracy \uparrow
LLaMA-2-7b	60.7%
FT-LLaMA-2-7b on NCs.	91.0%
FT-LLaMA-2-7b on NCs. + NCs. (GPT3.5,GPT4)	92.7%
FT-LLaMA-2-7b on rev-NCs.	14.6%
FT-LLaMA-2-7b on WebChild	79.0%

Table 5: Performance on comparative reasoning QA. LLaMA-2-7b fine-tuned on sampled NCs. and NCs. (GPT-3.5, GPT4) achieved the best performance.

speed, length, and mass between entity pairs. On top of being accurate, our NeuroComparatives generate much more diverse knowledge beyond these three evaluated attributes, which is not reflected in this particular benchmark. We also observe a clear trend in these results of more capable models producing NeuroComparatives better for this downstream task.

4.4 Results NeuroComparatives for QA

As shown in Table 5, LLaMA-2-7b achieves only 60.7% accuracy on this dataset, using a prompt with five in-context examples. After finetuning LLaMA-2-7b for 3 epochs on a separate dataset of 50k QA comparatives sampled from NeuroComparatives, its accuracy on the test dataset increases to 91%. This is despite the lack of overlap between the entity pairs in the 50k NeuroComparatives sampled for training and the test set. If we in addition include 17k NCs. (GPT-3.5) and NCs. (GPT-4) in the fine-tuning dataset, we see a further increase in validation accuracy to 92.7%.

As a control experiment, we repeated the same training but reversed the order of entities in the sampled NeuroComparatives used for training data. Training on this set of incorrect comparatives degrades the accuracy of LLaMA-2-7b on the test set to 14.6%. In addition, we also finetuned LLaMA-2-7b using a random sample of 50k comparatives from WebChild, and this results in an accuracy of 79% for LLaMA-2-7b on the test set.

5 Related Work

Comparative Knowledge Despite the significance of comparative knowledge (Hofstadter and Sander, 2013), resources for the same are few and far between. Those that do exist have been collected almost exclusively via IE and data mining methods (Jindal and Liu, 2006; Cao et al., 2010; Jain and Pantel, 2011; Jang et al., 2012; Tandon et al., 2014, 2017; Elazar et al., 2019, i.a.), rais-

ing questions about coverage and diversity. Our approach is designed to address such issues via constrained decoding for symbolic distillation of comparative knowledge from the GPT-2 language model. Most modern knowledge resources such as ATOMIC (Sap et al., 2019), VerbPhysics (Forbes and Choi, 2017) and DoQ (Elazar et al., 2019) may contain implicit comparisons via relationships between and properties of entities. A few knowledge resources involve explicit comparisons, but only along a few specific dimensions like physical properties (e.g. size (Bagherinezhad et al., 2016) or number (Narisawa et al., 2013)). Shivade et al. (2015) compare gradable lexical items, primarily adjectives and adverbs. In contrast to all above, NeuroComparatives involve *explicit* comparisons between *nominal concepts, without restrictions on the comparison dimensions*.

LM Knowledge Distillation Manually constructed knowledge bases (KBs) have limited coverage and are expensive. The ascendance of LLMs has spurred interest in their usage as KBs (AlKhamissi et al., 2022). Indeed, LLMs have replaced web crawling as a source of factual knowledge (Petroni et al., 2019), structured knowledge graphs (Hao et al., 2022), instructions for further training (Wang et al., 2023) and training data for different tasks (Liu et al., 2022; Chakrabarty et al., 2022, *i.a.*). Our dataset collection method is inspired by West et al. (2021) who distill GPT-3 knowledge into a commonsense KG with a supervised critic. Our work distills comparative knowledge from GPT-2 with neuro-symbolic constrained decoding; Allaway et al. (2022) and Bhagavatula et al. (2022) use a related method to distill generic knowledge (Hampton, 2012) from GPT-2.

6 Conclusion

We demonstrate distillation of high-quality comparative knowledge from smaller-scale language models and produce NeuroComparatives_{XL}: the largest comparative knowledge corpus to date. NeuroComparatives_{XL} is 10x larger, 30% more diverse, and 19% more human acceptable than existing sources; with knowledge discrimination, we additionally achieve over 90% human acceptance. Our work highlights the value of comparative knowledge and neuro-symbolic manipulation of small-scale models that distills knowledge equivalent to extreme-scale models.

Limitations

NeuroComparatives is a collection of fully generated data with limited manual verification. Caution must be exercised around training and deploying models on such data, due to reasons outlined below.

While our work centers around distilling knowledge from language models, it is well known that language models generate misinformation as well as toxic content. The scale of generations in our paper makes it challenging to manually analyze each generation. We expect that our filtering stage (§2.3) and knowledge discriminator (§2.3.4) are able to filter out many contradictory statements, but the veracity of the filtered remainder is challenging to determine. It is conceivable that there remain some fallacies in the data. As our comparisons are designed to be restricted to be between physical objects (as our root seed entities), we avoid comparisons between animate entities and any toxic content that might be associated with such comparisons.

NeuroComparatives is a resource in English only. Further, we restricted our entities to be objects in the real world which are nouns. However, there could be many potentially useful comparisons among verbs and adjectives. Due to limited resources, we leave the investigation of those to future work.

References

- Badr AlKhamissi, Millicent Li, Asli Celikyilmaz, Mona Diab, and Marjan Ghazvininejad. 2022. [A review on language models as knowledge bases](#).
- Emily Allaway, Jena D Hwang, Chandra Bhagavatula, Kathleen McKeown, Doug Downey, and Yejin Choi. 2022. Penguins don't fly: Reasoning about generics through instantiations and exceptions. *arXiv preprint arXiv:2205.11658*.
- Hessam Bagherinezhad, Hannaneh Hajishirzi, Yejin Choi, and Ali Farhadi. 2016. Are elephants bigger than butterflies? reasoning about sizes of objects. In *Proceedings of the Thirtieth AAAI Conference on Artificial Intelligence*, AAAI'16, page 3449–3456. AAAI Press.
- Chandra Bhagavatula, Jena D. Hwang, Doug Downey, Ronan Le Bras, Ximing Lu, Keisuke Sakaguchi, Swabha Swayamdipta, Peter West, and Yejin Choi. 2022. [I2d2: Inductive knowledge distillation with neurologic and self-imitation](#).
- Yanan Cao, Cungen Cao, Liangjun Zang, Shi Wang, and Dongsheng Wang. 2010. [Extracting comparative](#)

- commonsense from the web. In *Intelligent Information Processing*.
- Tuhin Chakrabarty, Arkadiy Saakyan, Debanjan Ghosh, and Smaranda Muresan. 2022. **FLUTE: Figurative language understanding through textual explanations**. In *Proceedings of the 2022 Conference on Empirical Methods in Natural Language Processing*, pages 7139–7159, Abu Dhabi, United Arab Emirates. Association for Computational Linguistics.
- Ernest Davis. 2023. **Benchmarks for automated commonsense reasoning: A survey**.
- Yanai Elazar, Abhijit Mahabal, Deepak Ramachandran, Tania Bedrax-Weiss, and Dan Roth. 2019. **How Large Are Lions? Inducing Distributions over Quantitative Attributes**. In *Proceedings of the 57th Annual Meeting of the Association for Computational Linguistics*, pages 3973–3983.
- Maxwell Forbes and Yejin Choi. 2017. **Verb physics: Relative physical knowledge of actions and objects**. In *Annual Meeting of the Association for Computational Linguistics*.
- James A Hampton. 2012. **Generics as reflecting conceptual knowledge**. *Recherches linguistiques de Vincennes*, pages 9–24.
- Shibo Hao, Bowen Tan, Kaiwen Tang, Hengzhe Zhang, Eric P Xing, and Zhiting Hu. 2022. **Bertnet: Harvesting knowledge graphs from pretrained language models**. *arXiv preprint arXiv:2206.14268*.
- Douglas Hofstadter and Emmanuel Sander. 2013. *Surfaces and Essence: : Analogy as the Fuel and Fire of Thinking*. Basic Books.
- Filip Ilievski, Alessandro Oltramari, Kaixin Ma, Bin Zhang, Deborah L McGuinness, and Pedro Szekely. 2021. **Dimensions of commonsense knowledge**. *Knowledge-Based Systems*, 229:107347.
- Alpa Jain and Patrick Pantel. 2011. **How do they compare? automatic identification of comparable entities on the web**. *2011 IEEE International Conference on Information Reuse & Integration*, pages 228–233.
- Myungha Jang, Jin-Woo Park, and Seung won Hwang. 2012. **Predictive mining of comparable entities from the web**. *Proceedings of the AAAI Conference on Artificial Intelligence*.
- Ziwei Ji, Nayeon Lee, Rita Frieske, Tiezheng Yu, Dan Su, Yan Xu, Etsuko Ishii, Yejin Bang, Andrea Madotto, and Pascale Fung. 2022. **Survey of hallucination in natural language generation**. *ACM Computing Surveys*.
- Nitin Jindal and B. Liu. 2006. **Mining comparative sentences and relations**. In *AAAI Conference on Artificial Intelligence*.
- Irene Langkilde and Kevin Knight. 1998. **Generation that exploits corpus-based statistical knowledge**. In *36th Annual Meeting of the Association for Computational Linguistics and 17th International Conference on Computational Linguistics, Volume 1*, pages 704–710, Montreal, Quebec, Canada. Association for Computational Linguistics.
- Hector J Levesque, Ernest Davis, and Leora Morgenstern. 2011. **The Winograd schema challenge**. In *AAAI*, volume 46, page 47.
- Alisa Liu, Maarten Sap, Ximing Lu, Swabha Swayamdipta, Chandra Bhagavatula, Noah A. Smith, and Yejin Choi. 2021. **DExperts: Decoding-time controlled text generation with experts and anti-experts**. In *Proceedings of the 59th Annual Meeting of the Association for Computational Linguistics and the 11th International Joint Conference on Natural Language Processing (Volume 1: Long Papers)*, pages 6691–6706, Online. Association for Computational Linguistics.
- Alisa Liu, Swabha Swayamdipta, Noah A. Smith, and Yejin Choi. 2022. **WANLI: Worker and AI collaboration for natural language inference dataset creation**. In *Findings of the Association for Computational Linguistics: EMNLP 2022*, pages 6826–6847, Abu Dhabi, United Arab Emirates. Association for Computational Linguistics.
- Yinhan Liu, Myle Ott, Naman Goyal, Jingfei Du, Mandar Joshi, Danqi Chen, Omer Levy, Mike Lewis, Luke Zettlemoyer, and Veselin Stoyanov. 2019. **Roberta: A robustly optimized bert pretraining approach**. *ArXiv*, abs/1907.11692.
- Ximing Lu, Peter West, Rowan Zellers, Ronan Le Bras, Chandra Bhagavatula, and Yejin Choi. 2021. **Neurologic decoding:(un) supervised neural text generation with predicate logic constraints**. In *Proceedings of the 2021 Conference of the North American Chapter of the Association for Computational Linguistics: Human Language Technologies*, pages 4288–4299.
- Abhijit Mahabal, Dan Roth, and Sid Mittal. 2018. **Robust handling of polysemy via sparse representations**. In *Proceedings of the Seventh Joint Conference on Lexical and Computational Semantics*, pages 265–275.
- Katsuma Narisawa, Yotaro Watanabe, Junta Mizuno, Naoaki Okazaki, and Kentaro Inui. 2013. **Is a 204 cm man tall or small ? acquisition of numerical commonsense from the web**. In *Proceedings of the 51st Annual Meeting of the Association for Computational Linguistics (Volume 1: Long Papers)*, pages 382–391, Sofia, Bulgaria. Association for Computational Linguistics.
- Jianmo Ni, Gustavo Hern'andez 'Abrego, Noah Constant, Ji Ma, Keith B. Hall, Daniel Matthew Cer, and Yinfei Yang. 2021. **Sentence-t5: Scalable sentence encoders from pre-trained text-to-text models**. In *Findings*.

OpenAI. 2023. [Gpt-4 technical report](#).

Fabio Petroni, Tim Rocktäschel, Sebastian Riedel, Patrick Lewis, Anton Bakhtin, Yuxiang Wu, and Alexander Miller. 2019. [Language models as knowledge bases?](#) In *Proceedings of the 2019 Conference on Empirical Methods in Natural Language Processing and the 9th International Joint Conference on Natural Language Processing (EMNLP-IJCNLP)*, pages 2463–2473, Hong Kong, China. Association for Computational Linguistics.

A. Radford, Jeffrey Wu, R. Child, David Luan, Dario Amodei, and Ilya Sutskever. 2019. [Language models are unsupervised multitask learners](#).

Maarten Sap, Ronan Le Bras, Emily Allaway, Chandra Bhagavatula, Nicholas Lourie, Hannah Rashkin, Brendan Roof, Noah A Smith, and Yejin Choi. 2019. Atomic: An atlas of machine commonsense for if-then reasoning. *Proceedings of the AAAI conference on artificial intelligence*, 33(01):3027–3035.

Abigail See, Stephen Roller, Douwe Kiela, and Jason Weston. 2019. [What makes a good conversation? how controllable attributes affect human judgments](#). In *Proceedings of the 2019 Conference of the North American Chapter of the Association for Computational Linguistics: Human Language Technologies, Volume 1 (Long and Short Papers)*, pages 1702–1723, Minneapolis, Minnesota. Association for Computational Linguistics.

Emily Sheng, Kai-Wei Chang, Prem Natarajan, and Nanyun Peng. 2020. [Towards Controllable Biases in Language Generation](#). In *Findings of the Association for Computational Linguistics: EMNLP 2020*, pages 3239–3254, Online. Association for Computational Linguistics.

Chaitanya Shivade, Marie-Catherine de Marneffe, Eric Fosler-Lussier, and Albert M. Lai. 2015. [Corpus-based discovery of semantic intensity scales](#). In *Proceedings of the 2015 Conference of the North American Chapter of the Association for Computational Linguistics: Human Language Technologies*, pages 483–493, Denver, Colorado. Association for Computational Linguistics.

Robyn Speer, Joshua Chin, and Catherine Havasi. 2017. Conceptnet 5.5: An open multilingual graph of general knowledge. In *Thirty-first AAAI conference on artificial intelligence*.

Niket Tandon, Gerard de Melo, and Gerhard Weikum. 2014. [Acquiring comparative commonsense knowledge from the web](#). In *AAAI Conference on Artificial Intelligence*.

Niket Tandon, Gerard De Melo, and Gerhard Weikum. 2017. Webchild 2.0: Fine-grained commonsense knowledge distillation. In *Proceedings of ACL 2017, System Demonstrations*, pages 115–120.

Denny Vrandečić and Markus Krötzsch. 2014. Wikidata: a free collaborative knowledgebase. *Communications of the ACM*, 57(10):78–85.

Marilyn A. Walker, Owen Rambow, and Monica Rogati. 2001. [SPoT: A trainable sentence planner](#). In *Second Meeting of the North American Chapter of the Association for Computational Linguistics*.

Peng Wang, Qi Wu, Chunhua Shen, Anthony Dick, and Anton van den Hengel. 2018. [FVQA: Fact-Based Visual Question Answering](#). *IEEE Trans. Pattern Anal. Mach. Intell.*, 40(10):2413–2427.

Xuezhi Wang, Jason Wei, Dale Schuurmans, Quoc Le, Ed Chi, Sharan Narang, Aakanksha Chowdhery, and Denny Zhou. 2022. [Self-consistency improves chain of thought reasoning in language models](#).

Yizhong Wang, Yeganeh Kordi, Swaroop Mishra, Alisa Liu, Noah A. Smith, Daniel Khoshabi, and Hannaneh Hajishirzi. 2023. [Self-instruct: Aligning language models with self-generated instructions](#). In *Proc. of ACL (to appear)*.

Peter West, Chandra Bhagavatula, Jack Hessel, Jena D Hwang, Liwei Jiang, Ronan Le Bras, Ximing Lu, Sean Welleck, and Yejin Choi. 2021. Symbolic knowledge distillation: from general language models to commonsense models. *arXiv preprint arXiv:2110.07178*.

Hongming Zhang, Xin Liu, Haojie Pan, Yangqiu Song, and Cane Wing-Ki Leung. 2020. Aser: A large-scale eventuality knowledge graph. In *Proceedings of the web conference 2020*, pages 201–211.

Yaoming Zhu, Sidi Lu, Lei Zheng, Jiaxian Guo, Weinan Zhang, Jun Wang, and Yong Yu. 2018. [Texygen: A benchmarking platform for text generation models](#).

A Additional Details on the Generation of NeuroComparatives

A.1 NeuroLogic Background

NeuroLogic accepts a series of constraints $D(\mathbf{a}, \mathbf{y})$ which are true iff ‘a’ appears in the generated sequence ‘y’. where each constraint is a set of clauses $\{C_i \mid i \in 1, \dots, m\}$ consisting of one or more predicates in Conjunctive Normal Form (CNF):

$$\underbrace{(D_1 \vee D_2 \cdots \vee D_i)}_{C_1} \wedge \cdots \wedge \underbrace{(D_k \vee D_{k+1} \cdots \vee D_n)}_{C_m}. \quad (2)$$

Each constraint D might be positive or negative; $D(\mathbf{a}_i, \mathbf{y})$ is satisfied (i.e., evaluates as true) if \mathbf{a}_i is present or absent, respectively, in \mathbf{y}

NeuroLogic employs a beam search approximation of an objective function which maximizes the probability of the generated sequence while penalizing deviations from m clauses:

$$\hat{\mathbf{y}}_t = \arg \max_{\mathbf{y} \in \mathcal{Y}} p_\theta(\mathbf{y}_t | \mathbf{y}_{<t}) - \lambda \sum_{j=1}^m (1 - C_j) \quad (3)$$

where $\lambda \gg 0$ penalizes deviations from the constraints.

Candidates are scored at each t per their (partial) satisfaction of the constraints:

$$f(\mathbf{y}_{\leq t}) = \log p_{\theta}(\mathbf{y}_{\leq t}|\mathbf{x}) + \lambda \max_{D(\mathbf{a}, \mathbf{y}_{\leq t})} \frac{|\hat{\mathbf{a}}|}{|\mathbf{a}|} \quad (4)$$

where $\hat{\mathbf{a}}$ represents a subsequence of \mathbf{a} in the current generation. This has the effect of preferring candidates which at least partially satisfy multi-token constraints; for example, a generated sequence $\mathbf{y}_{\leq t} = \text{“Compared to train tickets, airline tickets are generally more”}$ would be rewarded for partially satisfying the constraint $\mathbf{a} = \text{“more expensive”}$ via its subsequence $\hat{\mathbf{a}} = \text{“more”}$.

Unlike the top- k selection strategy used in traditional beam search, NeuroLogic performs pruning, grouping, and selection steps to identify the best candidates which satisfy the given constraints. Specifically, candidates which irreversibly violate one or more constraints are pruned, and the remaining candidates are grouped according to their number of satisfied clauses in order to encourage diversity. The best candidate within each group is then selected according to the scoring function in Equation 4.

Each pass of NeuroLogic returns multiple generations, which are scored according to the sum of their length-penalized log probabilities:

$$\frac{1}{N^{\alpha}} \sum_{t=1}^N \log p_{\theta}(\mathbf{y}_t|\mathbf{y}_{<t})$$

where N denotes the length of the generated sequence \mathbf{y} and α is a length penalty to encourage shorter generations (we use $\alpha = 0.1$). We refer to this score as the NeuroLogic Score.

A.2 Constraint Sets for NeuroLogic

Table 6 provides the positive constraints used in NeuroLogic decoding. The table lists tokens used for two different positive constraint sets. For each of the 30 pairwise combinations of these auxiliary verbs and adverbs, we generate a completion of the prompt where the corresponding auxiliary verb and adverb is required to be present in the generation.

An illustration of the prompt and the positive constraint combinations used to generate comparisons for an entity pair is provided in Table 7.

Table 6 provides the negative constraints used in NeuroLogic decoding.

We use GPT-2 XL as our language model, which has 1,542M parameters. For decoding with NeuroLogic, we use a beam size of 15, length penalty

Auxiliary verbs	Adverbs of frequency
have	typically
need	often
may	always
are	generally
would	normally

Table 6: Positive constraint sets.

Prompt	Aux. Verb	Adverb
Compared to cherries, peaches ...	have	typically
Compared to cherries, peaches ...	have	often
Compared to cherries, peaches ...	have	always
⋮	⋮	⋮
Compared to cherries, peaches ...	would	normally

Table 7: Example of the prompt and 30 combinations of positive constraints for the entity pair (cherries, peaches).

of 0.1, and an n -gram size of 3 for preventing repetitions. We use $\beta = 1.25$ as the reward factor for in-progress constraint satisfaction and set the constraint satisfaction tolerance to 3, which means that only candidates which have a number of satisfied constraints within 3 of the maximum are kept at each step. The hyperparameters are manually curated. Please refer to Lu et al. (2021) for details on these hyperparameters.

Our experiments were conducted on a cluster with Nvidia RTX A6000 GPUs. We distributed the generation across 64 GPUs, with each GPU running 4 decoding iterations in parallel. The total compute time to generate our knowledge base in this environment was approximately 5 weeks.

B Details of knowledge discriminator model

We use 80% of the labeled data for training the knowledge discriminator and 20% for validation. We trained the knowledge discriminator on a Ubuntu 18.04 system with a single Nvidia RTX 3090 GPU. Specifically, we finetune RoBERTa-large previously trained on MNLI¹¹ using a learning rate of 5e-6, a batch size of 32, and a dropout probability of 0.1. Hyperparameters are manually curated. We train the model for a maximum of 50 epochs and monitor precision at recall = 80% on the validation set, terminating training if this metric fails to improve for 5 consecutive epochs. The total training time of the model was 13 minutes. Preci-

¹¹<https://huggingface.co/roberta-large-mnli>

sion and recall on the validation set were 0.589 and 0.642, respectively.

C Details of experiments with InstructGPT, ChatGPT, and GPT-4

To compare our knowledge generations to InstructGPT, ChatGPT, and GPT-4, we use a prompt which instructs each model to complete a statement comparing two entities. The instruction is followed by five hand-crafted examples and the prefix that we want the model to complete in order to form a comparative knowledge statement. An example of the full prompt used to generate a comparative knowledge statement for the entity pair (computer keyboards, game controllers) is provided below.

Complete a statement which compares two entities.
Compared to blueberries, pineapples are heavier.
Compared to chairs, sofas are larger.
Compared to salad, pizza is less healthy.
Compared to a knife, a machete is more dangerous.
Compared to a bicycle, a skateboard is slower.
Compared to computer keyboards, game controllers

We use OpenAI’s API with the text-davinci-001 model for InstructGPT, gpt-3.5-turbo for ChatGPT, and gpt-4 for GPT-4 results. We use the default parameter settings for each model and evaluate human acceptance using the first generation returned for each prompt. For diversity evaluations, we utilize the first 5 generations returned by the API for each prompt.

In addition to our human evaluation study described in Section 3.1, we also investigated whether using the third filtering stage of our methodology (§2.3) could improve the acceptance rate of ChatGPT and GPT-4. For each prompt used in our human evaluation study, we queried ChatGPT and GPT-4 for 128 completions, which is the maximum number allowed by the OpenAI API. We then applied our knowledge deduplication (§2.3.1) and contradiction filtering (§2.3.3) methods, selecting the best candidate which remained after filtering using length-penalized perplexity computed by GPT2-XL (which we use in place of NeuroLogic Score due to the inability to retrieve perplexity scores directly from ChatGPT and GPT-4). This marginally increased the human acceptance rate of ChatGPT comparatives from 86.2% to 88.6% while slightly decreasing that of GPT-4 from 89.4% to 89.0%. We believe the lack of impact that filtering has on these models can be attributed to the lack of diversity in their generated comparatives,

as evidenced by their Self-BLEU scores in Table 2.

D Crowdsourced evaluation details

The screenshot shows a web-based interface for crowdsourced evaluation. At the top, there are tabs for 'Instructions', 'Shortcuts', and 'True or False?'. Below the tabs, the prompt 'Compared to computer keyboards, game controllers are often used more for gaming.' is displayed. To the right of the prompt is a 'Select an option' menu with six radio button options: 'True' (1), 'False' (2), 'Invalid' (3), 'Too vague to judge' (4), 'Too subjective to judge' (5), and 'Too unfamiliar to judge' (6). A 'Submit' button is located at the bottom right of the interface.

Figure 6: Validity labeling interface for crowdsourced workers

Our crowdsourced evaluations utilized Amazon Mechanical Turk workers who were required to have completed at least 5,000 HITs, have a lifetime task acceptance rate $\geq 95\%$, and have achieved the ‘Masters’ qualification. A reward of \$0.07 was paid to the workers for each submitted label.

To ensure that all sources of knowledge were evaluated in the same form, we transformed triples in WebChild into a comparative knowledge statement format. Specifically, we pluralized the head and tail entities of each triple using the `inflect` Python package and then formed a comparative knowledge statement using the following template: “Compared to {tail}, {head} {relation}”.

We provided the following set of instructions and examples to the workers.

D.1 Instructions

In this task, you will be given a sentence which compares two entities.

- Determine whether the comparison is true or false (or indicate that you cannot determine its truthfulness) by selecting one of the 6 options.
- If the sentence is incoherent or not a valid comparison, select "Invalid". Please be forgiving of spelling or grammatical errors and avoid labeling it as invalid if the sentence only has minor grammatical mistakes.
- If the comparison is too vague or requires additional information to determine its truthfulness, select "Too vague to judge".

- If the comparison is overly subjective or expresses a personal opinion which is not commonly held by most people, select "Too subjective to judge".
- If the terms are too obscure or you do not know the truth of the comparison, it is okay to select "Too unfamiliar to judge". If you can answer (e.g., based on likelihood), please provide a response.
- If a comparison is unjudgeable due to more than one of the above reasons, select the option corresponding to the primary reason it cannot be judged.

D.2 Examples

True: "Compared to homes, office buildings are more expensive to build."

False: "Compared to doctorates, master's degrees are more difficult to obtain."

Invalid: "Compared to toothbrushes, utility knives may be less efficient at cleaning always on."

Explanation: It is unclear what being "less efficient at cleaning always on" means.

Too vague to judge: "Compared to text messages, video chats generally have higher levels."

Explanation: Higher levels of what? The comparison lacks details needed to determine its truthfulness.

Too subjective to judge: "Compared to french toast, pancakes are better."

Explanation: Although this comparison may be true for many people, it is a subjective opinion which varies substantially from person-to-person.

True: "Compared to frozen foods, fresh foods are healthier."

Explanation: While this comparison could also be considered an opinion, it is one which is widely held by most people and therefore should be labeled as True.

Too unfamiliar to judge: "Compared to gyroscopes, microelectromechanical systems may often provide better performance."

Explanation: I am too unfamiliar with "gyroscopes" and "microelectromechanical systems" to judge this comparison.

E Case Study

E.1 Verb Physics

Filtering Here is the prompt used for filtering:

*Solve a textual classification task by having a Thought, then Finish with your answer. Thought can reason about the current situation. Finish[answer] returns the answer and finishes the task. There are 4 classes you need to decide among speed, length, mass, and others. Don't answer with anything else. Here are some examples:
{FEW-SHOT EXAMPLES}
(END OF EXAMPLES)
Sentence:*

Some examples are manually labeled and annotated and put in the place of {FEW-SHOT EXAMPLES} above (refer to Tab. 8 for a complete list of few-shot examples). We make sure those examples are not in the final evaluation set.

Classification We then used a BART-large model trained on MNLI¹² to determine if a pair of NeuroComparatives and VPR entail each other. We perform this entailment classification twice—first using NeuroComparatives as the premise and VPR examples as hypothesis, and second with the premise and hypothesis reversed. To better illustrate how the NLI is done, here is a quick example of the entailment classification: (ENT1, ENT2, length, 1) is one example in VPR where length means this is a comparison of length and 1 means ENT1 is longer than ENT2. Then we set the NeuroComparatives generated with this entity pair as the premise, and ['ENT1 is longer than ENT2', 'ENT1 is shorter than ENT2'] as the hypothesis. Then entailment classification is run with each hypothesis and get respective entailment probability. The hypothesis with higher entailment probability out of the two is chosen as the predicted entailment. If this predicted entailment complies with the original VPR example, we say our NeuroComparatives and the example in VPR entail each other, otherwise not. E.g., if 'ENT1 is longer than ENT2' has higher entailment probability, that means we our the example in the VPR is an entailment to our NeuroComparatives. This same process is done a second time but with premise being the example in VPR and hypothesis being our VPR (we just reverse the entities in our NeuroComparatives to get the counterfactual hypothesis). We count our NeuroComparatives as conformed / agreed by VPR if either of these two evaluations result in an

¹²<https://huggingface.co/facebook/bart-large-mnli>

entailment. Overall, we find that NeuroComparatives have a 66.7% entailment rate in this study, which is consistent with our previous analysis on the accuracy of matching NeuroComparatives to the Elephant dataset (§4.2).

E.2 Comparative Reasoning QA

Here is an example of the QA transformation from comparative data:

Comparative:

Compared to graham crackers, kiwifruits can be considered healthier’;

QA Format:

Question: Which of the following can be considered healthier?

A. graham crackers

B. kiwifruits

Answer: B

Few-shot Examples for Dimension Classification

Sentence: Compared to boats, trains are typically a lot slower.

Thought: Let's think step by step. we can analyze the words and their context to determine the appropriate class. In this case, the sentence compares the speed of boats and trains, implying that the class we should assign is "speed."

Action: Finish[speed]

Sentence: Compared to cars, horses are often considered less practical.

Thought: Let's think step by step. "Less practical" specifically refers to the practicality of horses in comparison to cars. We can conclude that the appropriate class for this sentence is "practicality," as it discusses the comparative practicality of horses compared to cars. However, practicality is not one of the 4 classes (speed, length, mass, and others) we are supposed to choose from. Therefore, we should assign the class "others" to this sentence.

Action: Finish[others]

Sentence: Compared to chins, heads often have more muscle mass.

Thought: Let's think step by step. "More muscle mass" specifically refers to the muscle mass of heads in comparison to chins. Considering all these factors, we can conclude that the appropriate class for this sentence is "mass," as it discusses the comparative muscle mass of heads compared to chins.

Action: Finish[mass]

Sentence: Compared to fingers, arms are always longer. Thought: Let's think step by step. "Longer" specifically refers to the length of arms in comparison to fingers. Considering all these factors, we can conclude that the appropriate class for this sentence is "length," as it discusses the comparative length of arms compared to fingers.

Action: Finish[length]

Sentence: Compared to dresses, purses can typically hold more goods.

Thought: Let's think step by step. "smaller" specifically refers to the size or dimensions of purses in comparison to dresses. Considering all these factors, we can conclude that the appropriate class for this sentence is "size" or "dimensions," as it discusses the comparative size of purses compared to dresses.

Action: Finish[length]

Table 8: Few-shot examples used to classify NeuroComparatives into 4 dimensions: speed, length, mass and others.

Comparative Adjectives

littler, denser, sweeter, dumber, itchier, rawer, skinnier, righter, bloodier, harder
wider, creepier, cheaper, sorrier, sillier, hairier, odder, worthier, idler, cooler
higher, sourer, softener, unhappier, sadder, stingier, hotter, busier, slimmer, narrower
subtler, sharper, shorter, sparser, lesser, needier, drier, greasier, pricklier, neater
lighter, cuter, shyer, sweatier, floppier, shadier, fitter, lazier, crazier, muddier
purer, sooner, nearer, fresher, further, louder, chubbier, whiter, crueler, thirstier
slighter, flakier, clumsier, greener, rougher, fatter, prettier, calmer, damper, politer
fiercer, messier, darker, poorer, lovelier, lower, handier, steeper, deadlier, jointer
greedier, cleverer, steadier, headier, blunter, blander, outer, younger, dirtier, wiser
direr, graver, greater, riper, milder, noisier, likelier, meaner, sneakier, unlikelier
tougher, upper, angrier, stronger, shinier, stricter, smoother, fuzzier, tenther, sorer
classier, fairer, gentler, brighter, trickier, grainier, looser, harsher, extremer, grander
juicier, guiltier, colder, ruder, tighter, sunnier, newer, stickier, wealthier, crankier
quicker, dustier, trendier, cleaner, rosier, richer, braver, prouder, shaggier, earlier
larger, lengthier, windier, fonder, sleepier, heartier, bluer, filthier, worse, taller
worse, spicier, heavier, quirkier, stockier, scarier, creamier, roomier, smarter, curlier
clearer, goofier, hardier, breezier, grosser, laster, firmer, mushier, quieter, chewier
plainer, jumpier, lonelier, madder, touchier, readier, smokier, mightier, bitterer, sexier
unhealthier, snowier, wilder, norther, closer, later, saner, crispier, flatter, nastier
deeper, briefer, finer, smaller, cozier, hungrier, curvier, tastier, bigger, happier
smellier, faster, simpler, easter, tinier, kinder, fainter, thinner, blacker, bolder
funnier, holier, weightier, poppier, sturdier, nobler, livelier, hipper, duller, fuller
slower, cloudier, rustier, rarer, wetter, coarser, better, leaner, firer, crunchier
gloomier, speedier, abler, riskier, warmer, blanker, soggy, nicer, keener, moister
shallower, yellower, stranger, weirder, stiffer, stupider, lousier, humbler, friendlier
stealthier, straighter, softer, bossier, icier, fancier, broader, uglier, nexter, loftier, naughtier
scarcer, worldier, tanner, luckier, sincerer, bulkier, oilier, easier, warier, healthier
earthier, wobblier, less, more, choppy, swifter, longer, saltier, truer, weaker
older, fussier, steeper, fewer, safer, slimier, fattier, chillier, thicker, nimbler

Table 9: Full list of comparative adjectives (290 words).

Punctuation & Nonsensical Characters (separated by tab)

;).	-	...	--	.[—	!!	—	.)	..	*****	*	"	i	(\$);]"
...]]	%]-	"	◇]	\$	>>	+	-,	&	!"	\$,	—	—	—]"
-\$	[(?)	'"	+,	\'],	%-	%).	"	—"	#	?'	%),	◇	(.	?!	ê
つ	【	<	p	!!!	◎	c	;	リ	の	Á	⇒⇒	。	ま	し	た	な	う
Á)]	-	ā	~	~	ī	o	o	e	—		·	M	y	Д	"-	—
◇◇◇	是	子	不	à	á	⇒	ь	и	к	『	中	=	;) ,	'	(>)"
—	:"	-	-	;	?".	』	Г	**	!!!!	—	—	—	ét	ò	???	;	—
+	—	-	、	."	】	大	"... !?"	š	人	的	—	、	."	."]/	上	»
ll	¢	≡	~	Г	ña	ū	'	—	(!	=	<<	£		?	0	?
—)]	://	;"	—	—	—	~~~~	,"	—	—	—	—	—	—	—	—	—
>	/	ú	'-	((ür	***	??	方	神	—	—	—	—	—	—	—	—
,"	-	é	."	!	is)	%:	%"	:-	→	ée	,"	"	":{"	/	"},"	,"
?	-	."	?	!)	((((((((((((

Pronouns

I / think / you / You / He / he / he. / They they / they. / she / she. / She / my / my. / We / we /

Discourse Connectives & Relative Clause

without / without. between / between. / much / much. / either / either. / neither / neither. / and / and. / when when. / while / while. / although / although. / am / am. / no / no. / nor / nor. not / not. / as / as. / because / because. / since / since. / although / although. / finally finally. / however / however. / therefore / therefore. / because / because. / consequently / consequently. / furthermore / furthermore. nonetheless / nonetheless. / moreover / moreover. / alternatively / alternatively. / henceforward / henceforward. / nevertheless / nevertheless. / whereas whereas. / meanwhile / meanwhile. / this / this. / there / there. / here / here. / same / same. few / few. / similar / similar. / the following / the following. / by now / by now. / into / into. / than / than. / and

Table 10: Full list of negative constraint sets separated by "/".