

DELTA: Direct Embedding Enhancement and Leverage Truncated Conscious Attention for Recommendation System

Chen Zhu*
Tsinghua University
China

Liang Du*
Tencent
China

Xin Wang
Tsinghua University
China

Wenwu Zhu
Tsinghua University
China

ABSTRACT

Click-Through Rate (CTR) prediction is the most critical task in product and content recommendation, and learning effective feature interaction is the key challenge to exploiting user preferences for products. Some recent research works focus on investigating more sophisticated feature interactions based on soft attention or gate mechanism, while some redundant or contradictory feature combinations are still introduced. According to Global Workspace Theory in conscious processing, human clicks on advertisements “consciously”: only a specific subset of product features are considered, and the rest are not involved in conscious processing. Therefore, we propose a CTR model that **Directly Enhances** the embeddings and **Leverages Truncated Conscious Attention** during feature interaction, termed DELTA, which contains two key components: (I) conscious truncation module (CTM), which utilizes curriculum learning to apply adaptive truncation on attention weights to select the most critical feature combinations; (II) direct embedding enhancement module (DEM), which directly and independently propagates gradient from the loss layer to the embedding layer to enhance the crucial embeddings via linear feature crossing without introducing any extra cost during inference. Extensive experiments on five challenging CTR datasets demonstrate that DELTA achieves cutting-edge performance among current state-of-the-art CTR methods. Codes and models will be released at <https://github.com/DELTA-C4>.

KEYWORDS

Click-through rate prediction; Recommendation

ACM Reference Format:

Chen Zhu, Liang Du, Xin Wang, and Wenwu Zhu. 2023. DELTA: Direct Embedding Enhancement and Leverage Truncated Conscious Attention for Recommendation System. In *Proceedings of Make sure to enter the correct*

*Both authors contributed equally to this research.

Permission to make digital or hard copies of all or part of this work for personal or classroom use is granted without fee provided that copies are not made or distributed for profit or commercial advantage and that copies bear this notice and the full citation on the first page. Copyrights for components of this work owned by others than ACM must be honored. Abstracting with credit is permitted. To copy otherwise, or republish, to post on servers or to redistribute to lists, requires prior specific permission and/or a fee. Request permissions from permissions@acm.org.

CIKM '23, June 03–05, 2023, University of Birmingham and Eastside Rooms, UK

© 2023 Association for Computing Machinery.

ACM ISBN 978-1-4503-XXXX-X/18/06...\$15.00

<https://doi.org/XXXXXXX.XXXXXXX>

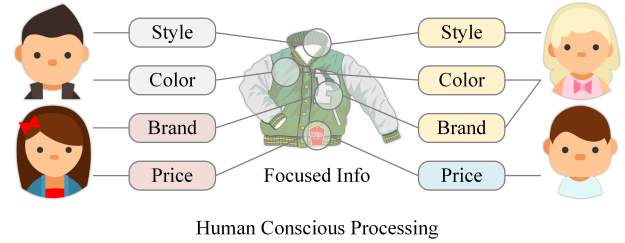


Figure 1: Illustration of “Conscious Processing” when clicking on recommended products. According to Global Workspace Theory, the human brain will only focus on a few product information, while the rest remain unconscious and is ignored. Different users will focus on different specific features. For example, assuming that the female at the top right corner is a wealthy person. When choosing clothes, she will only take “Style”, “Color”, and “Brand” of the cloth into consideration (colored in yellow), while other information such as “Price” will not be involved in the thinking process. To mimic such “Conscious Processing”, the proposed DELTA leverages truncated conscious attention (semi-hard) to select the specific features.

conference title from your rights confirmation email (CIKM '23). ACM, New York, NY, USA, 9 pages. <https://doi.org/XXXXXXX.XXXXXXX>

1 INTRODUCTION

A “click-through rate” (CTR) prediction task is a binary classification problem. In the task, the input embedding includes information about the item (such as the style, color, brand, and material of cloth) and the user (such as their demographics, browsing history, and location). The goal is to predict whether a user will click on an item based on the user and item features. The predicted probability of a click is known as the click-through rate. In CTR prediction models, feature interactions are crucial in improving the model’s performance. The interactions between different features can provide valuable insights not captured by individual features.

“Soft attention” has been verified to be a powerful mechanism for modeling sequential data, such as the sequence of words in a document or image clips. In the context of a CTR prediction task, soft attention can be used to model the dependencies between different features of the input data and to capture high-dimensional feature

interactions that may be relevant for predicting the likelihood of a click. However, most previous soft attention-based (or gate-based) methods [19, 29, 31, 35] still include all features during feature interaction and gradient propagation, neglecting the necessity to compute them, thus bringing redundant feature combinations and higher computation complexity.

Previous studies indicate that it takes humans about 200-400 ms to decide their preference for an item [1, 5]. When considering our millisecond click on a longed-for item, we tend to consider only a few crucial factors, such as brand or price. This ability to make decisions quickly across different items is due to the computation involved in “human conscious processing”, which is introduced in Global Workspace Theory (GWT) [2, 30]. In GWT, “conscious attention” focuses on a limited number of important elements and is believed to contribute to humans’ rapid decision-making and efficient learning.

As also explained in Yoshua Bengio’s and other cognitive science researches [15, 39], “soft attention” is distinct from “conscious attention” in brain processes. A central characterization of conscious attention is that it involves a bottleneck, which forces one to handle dependencies between very few environmental features at a time. In other words, conscious attention can be understood as semi-hard attention, where irrelevant features attention weights are zero and ignored. In vanilla soft attention, weights for irrelevant features are never 0, and learning interactions will be more difficult. As shown in Figure 1, for click probability in the instance at the top right-hand corner (assuming that the female is a wealthy person): {rich, female, style, color, brand, price}, the {rich, female, style, color, brand} is a crucial interaction. However, for this instance, the {rich, female, price} interaction is not crucial in most cases. According to “conscious processing”, the redundant information is directly ignored by the human brain. To mimic human conscious processing, we proposed a conscious truncation module (CTM), which learns and conducts dynamic truncation on attention weights. It generates a bottleneck structure that limits the features that attention can attend to and reduces computation complexity.

On the other hand, previous works like DCN [32] and xDeepFM [18] have proved that combining both explicit linear feature interactions and implicit non-linear feature interactions for prediction is more effective than only using the implicit interactions. However, these methods use MLPs to aggregate linear and deep semantic non-linear features to obtain richer feature representations. The sophisticated non-linear feature extraction process will be affected by the coarse linear features that are combined together, resulting in performance degradation hidden under global performance gain. We rethink this issue and leverage a direct embedding enhancement module (DEM) to learn linear representation, which is independent of the non-linear branch. More specifically, as an explicit feature interaction branch, the DEM performs linear feature crossing like previous methods, while the extracted feature is not merged to the neural network-based implicit branch for the final prediction. It directly propagates the gradient from the loss layer to the embedding layer to enhance the crucial embeddings for further feature combinations. The DEM not only avoids the mutual interference from the combination of linear and non-linear features but also exploits the network’s ability to adaptively enhance the specific crucial embeddings for further feature interaction.

In summary, the proposed DEM and CTM aim to enhance the most crucial embeddings and select the most important feature combinations for the CTR prediction, in an explicit and an implicit way, respectively. The main contributions of this paper are summarized as follows:

- We propose a CTR model that mimics human conscious processing to fundamentally boost performance.
- A conscious truncation module (CTM) is introduced that leverages curriculum learning strategy to apply adaptive truncated conscious attention (semi-hard) to select the most critical feature combinations, which boosts the performance as well as reduces the computational complexity.
- A direct embedding enhancement module (DEM) is proposed that directly and independently propagates loss gradient to the embedding layer to enhance the crucial embeddings via explicit feature crossing, which requires no extra cost during inference.
- Extensive experiments on Criteo, Avazu, Malware, Frappe, and MovieLens datasets demonstrate that our method achieves new state-of-the-art performance.

2 RELATED WORKS

Most existing works of CTR follow a paradigm of feature embedding and feature interactions [38]. Embedding-free methods such as LR [26] suffer from poor expressive power since they can only capture first-order interactions. POLY2 [6] utilizes a degree-2 polynomial mapping to capture second-order interactions but bring higher computational complexity. To address this issue, FM [24] uses latent vectors to learn the pairwise feature interactions explicitly. As extensions of FM, FFM [14] and FwFM [21] take into account the field a feature belongs to in order to further improve performance.

However, the aforementioned methods are unable to capture high-order interactions. To solve this problem, most CTR models utilize deep neural networks to model complex feature interactions implicitly [40]. Wide&Deep [8] combines a DNN with LR to improve the model’s memorization and generalization abilities. DeepFM [12] replaces the LR part with FM to alleviate empirical feature engineering in feature engineering. Some models also use a sub-network to learn high-order interactions [28, 37, 41]. DCN [32] replaces the LR part in Wide&Deep with cross-net with residue connection to learn cross features. AutoInt [29] utilizes the multi-head self-attention mechanism to explicitly model the feature interactions in the low-dimensional space. InterHAt [17] and DESTINE [36] further enhance the performance by employing hierarchical attentions and disentangling the unary part in self-attention. And FRNet [31] designs a context-aware feature interaction structure based on soft attention.

Despite the great success of these models, they still include all features during interactions. Recently, MaskNet [35] proposed instance-guided feature-wise masks to highlight the essential elements. To the best of our knowledge, the study of interaction-wise truncation remains blank. DELTA mimics conscious processing to solve the common feature combinatorial redundancy problem ignored by previous attention-based methods.

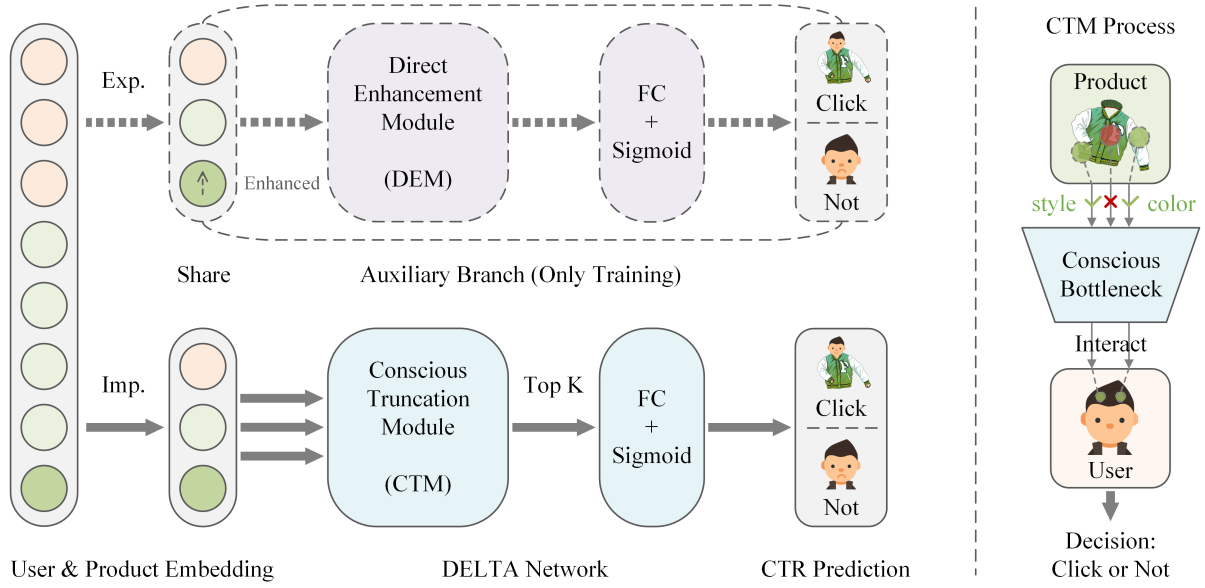


Figure 2: Overview framework of the proposed DELTA. First, the input embedding is fed into the explicit (“Exp.”) and implicit (“Imp.”) feature interaction branches, respectively. Note that the embeddings of the first and second columns are shared. For better visualization, the user and product features are colored orange and green, respectively. Next, the explicit branch uses the DEM to perform linear feature crossing, and the loss is directly propagated to the embedding layer to enhance the critical features in the embedding (such as the dark green circle with an ascending arrow) for specific feature combinations. The implicit branch utilizes the CTM to select the top K important feature combinations, which mimics the human conscious processing as shown in the right part: only the two most important features (“style” and “color”) of the cloth are considered by the user to decide whether to click. Then, the explicit crossed features and the implicit truncated features from the two branches are decoded to perform CTR prediction independently, which is a multi-task learning process. Note that the dashed “Exp.” branch is only used during the training process and is simply removed during inference.

3 METHOD

3.1 Overview framework

In this section, we present the overview framework of our proposed DELTA, which consists of several key components as illustrated in Figure 2. For better visualization, we omit the commonly used parallel MLP in Figure 2. We consider linear interactions as explicit interactions and non-linear interactions as implicit interactions.

Embedding layer. Let x_1, x_2, \dots, x_n be the one-hot representation of categorical variables, and let V be the vocabulary size (i.e., the number of unique values each categorical variable can take on). The embedding layer maps each one-hot representation to a dense, continuous vector of size d . The embedding of x_i can be calculated by:

$$\mathbf{e}_i = \mathbf{E}x_i,$$

where $\mathbf{E} \in \mathbb{R}^{V \times d}$ is the embedding matrix and $\mathbf{e}_i \in \mathbb{R}^d$ is the embedding vector for x_i .

DELTA network. The user features and item features are first represented as dense embeddings. These embeddings are concatenated and flattened before being passed to MLP and DEM. As for CTM, the features are embedded and concatenated for further interactions.

- For implicit interactions, we apply two parallel structures: a multi-layer perceptron (MLP) with a rectified linear unit (ReLU) activation function and the CTM. The output vector of MLP and the CTM will be concatenated together.
- For explicit interactions, the embeddings are passed to DEM. Note that the network outputs the vector of DEM apart from CTM and MLP.

The computation process of CTM and DEM will be explained in detail in Sections 3.2 and Sections 3.3. Then, the final fully-connected layer outputs the probability of the user clicking on the target item using a softmax function. Note that DELTA outputs two probabilities (p_{DEM} and $p_{[\text{CTM}, \text{MLP}]}$) during training and uses only $p_{[\text{CTM}, \text{MLP}]}$ for inference.

Loss function. We use the widely used binary cross-entropy loss to train DELTA. This loss function is defined as:

$$L = -\frac{1}{N} \sum_{i=1}^N y_i \log(\hat{y}_i) + (1 - y_i) \log(1 - \hat{y}_i),$$

where N is the number of examples, y_i is the true label, and \hat{y}_i is the predicted probability of a click. During the training, we use the weighted sum of two logloss calculated from the two probabilities

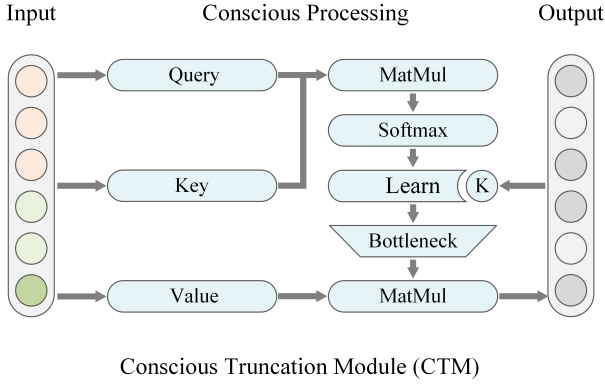


Figure 3: Illustration of the proposed conscious truncation module (CTM). The user and product embedding are fed into “Query”, “Key”, and “Value” units. “Learn K” denotes using curriculum learning to determine the number “K” of reserved feature combinations after truncation. “Bottleneck” represents the information bottleneck structure created by truncation.

to conduct gradient descent:

$$L_{\text{sum}} = L_{[\text{CTM}, \text{MLP}]} + \mu L_{\text{DEM}},$$

where μ is the loss weight of the explicit branch.

3.2 Conscious truncation module (CTM)

The word “consciousness” is widely used in different senses. In this paper, we consider “consciousness” as the “Global availability” introduced by [11], which corresponds to the transitive meaning of consciousness (as in “*The user is conscious of the color of the item*”). When the user interacts with the item, only a few features can be attended to among the vast features available, while the rest remain unconscious[39]. Conscious thought is a set of these features we have become aware of, joined together, and made globally available to others [3].

CTM structure. Inspired by the mechanism of human conscious processing, we propose a novel truncation that simulates the conscious processing of the users. Instead of the soft-attention, which uses a universal weighted average as the output, we use the highest top-k attention weighted average as the output, which helps the model focus on the most relevant features while ignoring the influence of irrelevant and noisy features.

Figure 3 shows the structure of the CTM. The computation process of the CTM unit can be formulated as follows:

First, let the input to the self-attention mechanism be $X \in \mathbb{R}^{n \times d}$, where n is the number of feature fields, and d is the dimensionality of the feature embedding. We define the query, key, and value matrices as:

$$Q = XW_Q, K = XW_K, V = XW_V,$$

where $W_Q, W_K, W_V \in \mathbb{R}^{d \times d_k}$ are the weight matrices for the query, key, and value, respectively, and d_k is the dimension of the keys.

Next, compute the similarity between the query and key matrices using the dot product and divide it by the square root of the key

dimensionality. Then, we apply the softmax function to this matrix to obtain the attention weights σ :

$$\sigma = \text{softmax}\left(\frac{QK^T}{\sqrt{d_k}}\right).$$

After softmax, we calculate consciousness-inspired truncation based on attention weights:

$$\theta_i = \begin{cases} \sigma_i & \text{if } \sigma_i \geq \sigma_{\text{top}-k} \\ 0 & \text{otherwise} \end{cases},$$

where k is the size of the information bottleneck and $\sigma_{\text{top}-k}$ is the k -th highest weight in current attention weights.

Finally, we use truncated attention weights to compute the weighted sum of the value matrix:

$$O = \theta \cdot V.$$

This weighted sum of the values can be used as input to another CTM layer or passed to the final linear layer to predict the click-through rate.

Dynamic consciousness bottleneck with curriculum learning. For the proposed CTM, the size of the consciousness bottleneck should be dynamic to select the most critical feature combinations adaptively. We utilize curriculum learning to learn dynamic bottleneck size, which enables our model to build on its previous knowledge and improve its overall performance.

Curriculum learning is an approach to machine learning that uses a curriculum of tasks to train a model in a sequence that gradually increases in difficulty [4]. This approach enables machines to learn more structured and efficiently, allowing them to focus on simpler tasks before progressing to more complex tasks [34].

The key problem in curriculum learning is designing easy-to-hard curricula, and the difficulty lies in defining the degree of difficulty of the curriculum. Unlike other hyper-parameters, the bottleneck size can reflect the curriculum’s difficulty. Big bottlenecks allow all information to pass and represent easy tasks, while small bottlenecks limit the information passed and can be seen as hard tasks.

During the training, we follow the following Algorithm 1 to set the bottleneck. *Flag* represents Whether the bottleneck has decreased at the current learning rate, and Δ stands for bottleneck decrease speed when the model converges at current curricula. C_{max} is the dimension of all features, and t_{max} is the maximum training epoch.

Computation complexity analysis. Directly employing self-attention to conduct the full interaction results in a complexity of $O(d_k^2 m)$, where m is the number of the features multiply the number of heads, while the bottleneck lowers it to $O(d_k k m)$, where k is the size of the information bottleneck.

3.3 Direct embedding enhance module (DEM)

Previous works like DCN [32] and xDeepFM [18] perform linear feature crossing as the explicit feature interaction, and the linear feature is integrated into the non-linear feature extracted by the deep neural networks (DNNs) before decoding. The combination of feature interactions at different levels, i.e., linear level and non-linear level, brings feature richness and complexity. Nevertheless, it also introduces the mutual interference issue caused by the combination of

Algorithm 1 Curriculum learning algorithm

```

1: Input:  $\mathcal{R}_t$  - Learning rate at t-th epoch,  $\mathcal{L}_t$  - Logloss at t-th epoch,  $C_t$  - Consciousness bottleneck size at t-th epoch,  $\mathcal{M}$  - DELTA model,  $D$  - dataset
2: Parameter:  $Flag, \Delta, \sigma, C_{max}, t_{max}$ 
3: Output:  $C_{t+1}, \mathcal{R}_{t+1}$ 
4: Initialize  $Flag \leftarrow 0$  and  $C_{max}$ 
5: while  $t \leq t_{max}$  do
6:   Train  $\mathcal{M}$  on  $D$ 
7:   Update  $\mathcal{M}$  with the new parameters
8:   Evaluate  $\mathcal{M}$  on the validation set
9:   Update  $\mathcal{L}_{t+1}$ 
10:  if  $\mathcal{L}_{t+1} > \mathcal{L}_t$  then
11:    if not  $Flag$  then
12:      Decrease  $C_t$  by  $\Delta$ 
13:      Set  $Flag = 1$ 
14:    else
15:      Decrease  $\mathcal{R}_t$  by  $\sigma$ 
16:      Set  $Flag = 0$ 
17:    end if
18:  else
19:    Set  $Flag = 0$ 
20:  end if
21: end while
22: return  $C_{t+1}, \mathcal{R}_{t+1}$ 

```

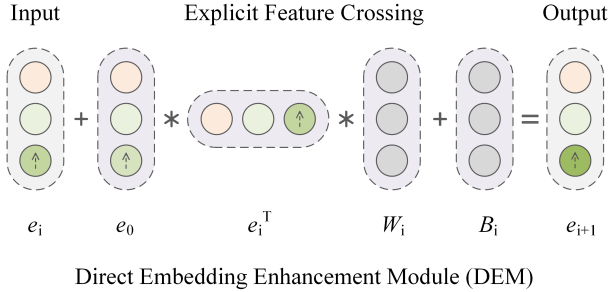


Figure 4: Illustration of the proposed direct embedding enhancement module (DEM). We adopt the feature crossing network of DCN to initiate the DEM. The features of the user and product are crossed in an explicit way. If one of the features in the final output embedding (with the ascending arrow) is critical for the prediction, its response value will be enhanced. Consequently, its original related factor in the input embedding will also be progressively activated and enhanced through the direct propagated gradient. The formula is described in Section 3.3 of the paper. Note that the DEM is simply removed during inference.

features at different levels, which affects the prediction performance. To fully exploit the important representations brought by explicit feature crossing, we propose the direct embedding enhancement module (DEM). Different from previous methods, the DEM independently models the high-order feature interactions, which directly

propagates gradient from the loss layer to the embedding layer to enhance the crucial embeddings via linear feature crossing.

Our DEM can employ various explicit high-order architecture, such as the feature crossing branch of DCN [32], DCNv2 [33], etc., as its network. In this paper, we adopt DCN to instantiate the DEM. The cross-net component of the DEM consists of several cross layers, where all layers have d hidden units. The output of the DEM is a vector of size d that is used to capture the interactions between features. The $(i+1)$ -th layer is defined as:

$$e_{i+1} = e_0 e_i^T W_i + B_i + e_i,$$

where W_i is the weight vector of size d , B_i is the bias vector of size d , e_0 is the output of the embedding layer, e_i is the output of the i -th cross-layer. The final prediction of DEM is obtained by passing the output of the DEM through a fully-connected layer shaped $[d, 1]$ and a sigmoid function.

$$\hat{y} = \frac{1}{1 + e^{-e_0 W_{FC}}}.$$

4 EXPERIMENTS

We conduct extensive experiments to answer the following questions:

- **Q1:** How does DELTA perform compared to state-of-the-art methods for CTR prediction?
- **Q2:** What is the performance improvement of each proposed module compared with the baseline model?
- **Q3:** How do the key hyper-parameters of DELTA (e.g., the bottleneck size of the CTM and the loss weight of the DEM) impact its performance?

Datasets	# Instances	# Fields	# Features
Criteo	45M	39	30M
Avazu	40.43M	23	9.5M
Malware	8.92M	82	0.97M
Frappe	289K	10	5k
MovieLens	2M	3	90k

Table 1: Statistics of the evaluation datasets.

4.1 Experiment datasets

We evaluate the proposed DELTA on the following five challenging CTR datasets:

Criteo dataset. It is a famous industry benchmarking dataset for developing models predicting ad click-through rates and is publicly accessible. Given a user and an ad, the goal is to predict the user’s probability of clicking on the ad.

Avazu dataset. The Avazu dataset consists of several days of ad click-through data ordered chronologically. For each click data, there are 23 fields that indicate elements of a single ad impression.

Malware dataset. The Malware dataset is published in the Microsoft Malware prediction, which contains 79 categorical fields. The target value indicates whether the malicious software exists and can be seen as a binary classification problem like CTR tasks.

Frappe dataset. The Frappe dataset contains a context-aware app usage log, which comprises entries by users for apps used in various

T	Method	Reference	Criteo		Avazu		Malware		Frappe		MovieLens	
			AUC ↑	Lloss ↓	AUC ↑	Lloss ↓	AUC ↑	Lloss ↓	AUC ↑	Lloss ↓	AUC ↑	Lloss ↓
S	FM	TIST 12	0.8028	0.4514	0.7496	0.3740	0.7309	0.6052	0.9708	0.1934	0.9391	0.2856
H	NFM	SIGIR 17	0.8057	0.4483	0.7531	0.3761	0.7352	0.5988	0.9746	0.1915	0.9437	0.2945
	OPNN	TOIS 18	0.8096	0.4446	0.7526	0.3737	0.7408	0.5840	0.9795	0.1805	0.9497	0.2704
	CIN	KDD 18	0.8082	0.4459	0.7533	0.3756	0.7395	0.5967	0.9776	0.2010	0.9483	0.2808
E	DCN	KDD 17	0.8091	0.4452	0.7540	0.3740	0.7403	0.5944	0.9789	0.1814	0.9458	0.2685
	DeepFM	IJCAI 17	0.8084	0.4458	0.7535	0.3742	0.7402	0.6944	0.9789	0.1770	0.9465	0.3079
	xDeepFM	KDD 18	0.8086	0.4456	0.7535	0.3737	0.7405	0.5940	0.9792	0.1889	0.9480	0.2889
	AutoInt+	CIKM 19	0.8088	0.4456	0.7550	0.3734	0.7409	0.5939	0.9786	0.1890	0.9501	0.2813
	AFN+	AAAI 20	0.8095	0.4447	0.7555	0.3718	0.7404	0.5945	0.9791	0.1824	0.9509	0.2583
	DCN-V2	WWW 21	0.8098	0.4443	0.7579	0.3701	0.7411	0.5935	0.9802	0.1783	0.9516	0.2527
	FRNet	SIGIR 22	0.8120	0.4424	0.7587	0.3690	0.7445	0.5909	0.9830	0.1607	0.9679	0.2278
	DELTA	Ours	0.8130★	0.4411	0.7601★	0.3677	0.7451★	0.5901	0.9842★	0.1551	0.9690★	0.2191

Table 2: Overall Performance of SOTA CTR models on Criteo, Avazu, Malware, Frappe, and MovieLens datasets. “S”, “H”, “E” in the first “T (Type)” column denote “Second-order Model”, “High-order Model”, and “Ensemble Model”, respectively. “Lloss” denotes the “Logloss”. The T-test shows that our performance advantage over previous SOTA FRNet is statistically significant over five datasets.

contexts. The target value indicates whether the user has used the app under the context.

MovieLens dataset. MovieLens is a widely used dataset for CTR tasks consisting of user ratings on various genres of movies. The target value denotes whether the user has assigned a positive rating to the movie.

Following [31], we randomly split instances by 8:1:1 unless specified for training, validation, and testing. Table 1 lists the statistics of the evaluation datasets.

4.2 Evaluation metrics

Our experiments employed two evaluation metrics: AUC (Area Under ROC) and Logloss (Cross-Entropy). It has been widely acknowledged in many existing works [7, 8, 18, 36] that an improvement of 0.001-level in AUC can lead to a significant increase in a company’s revenue, particularly when the company has a large user base.

4.3 Parameters settings

We implement all models and experiments using pytorch [22] and fuxictr [42]. We set the batch size for all datasets to 4,096 and the learning rate to 0.0001 unless specified. The embedding size is 10 for Criteo, Avazu, and Malware and 20 for Frappe and MovieLens, respectively. For the DNNs layers, we assign a [400,400,400] 3-layer DNN with a dropout rate equal to 0.5 following the previous work [31, 33]. For fair comparison, we only use the same reported hyperparameters over five different datasets.

4.4 Baselines

We compare DELTA with the following eleven competitive methods, some of which are state-of-the-art models for CTR prediction. We classify these methods into three types:

(1) Second-Order:

- **FM** [24]: It uses factorization machine to model both first-order feature importance and second-order feature interactions.

(2) High-Order:

- **NFM** [13]: NFM extends FM by using a Bi-Interaction Layer structure to process second-order cross-information, allowing the information of cross-features to be better learned by the DNN structure.
- **OPNN** [23]: It introduces a production layer between the embedding layer and fully connected layers of DNN. OPNN uses outer-product at the production layer.
- **CIN** [18]: It explicitly learns higher-order feature interaction at a vector-wise level.

(3) Ensemble: These models adopt multi-tower feature interaction structures to integrate different methods.

- **DCN** [32]: DCN contains parallel cross network and deep network.
- **DeepFM** [12]: The FM part is a factorization machine, and the deep part is a three-layer MLP.
- **xDeepFM** [18]: It extends DCN by replacing DCN’s Cross Network with CIN.
- **AutoInt+** [29]: It is a combination of a parallel self-attention network and a deep network.
- **AFN+** [9]: AFN+ introduces log-mic transformation to logarithmize the features before feature interactions.
- **DCN-V2** [33]: DCN-V2 extends DCN by using matrices instead of vectors in cross-network and introducing a stacked structure.
- **FRNet** [31]: It learns context-aware feature representations at the bit-level for each feature in different contexts.

4.5 Performance comparison (RQ1)

We compare DELTA with several strong baselines, and the results are summarized in Table 2, from which we have the following key observations:

Group	Baseline	CTM	DEM	AUC	Improvement	Train Params	Time (s/epoch)	Test Params	Time (s)
(I)	✓			0.8094	/	23M	868	23M	45
(II)	✓	✓		0.8110	0.16%	23M	833	23M	42
(III)	✓		✓	0.8108	0.14%	24M	934	23M	45
(IV)	✓	✓	✓	0.8130	0.36%	24M	925	23M	42

Table 3: Ablation study of the DELTA with different settings on the Criteo dataset. Test time denotes the entire inference time on the test set.

- (1) DELTA outperforms all other models in both AUC and Logloss on all five datasets. The most significant improvement is observed on the Avazu dataset, where DELTA shows a relative improvement of 0.14% over the second-best performing model.
- (2) DELTA is comparable to the state-of-art models in parameters and computational efficiency. The slight increase in computational time during training is justified by the substantial improvement in performance and less computational time during inference.

Overall, the results show the cutting-edge performance and generalization ability of DELTA on multiple datasets. Besides, DEM is able to handle sparse data effectively and conduct efficient feature interactions. Qualitative results will be reported in supplemental materials.

4.6 Ablation study (RQ2)

Extensive ablation experiments are conducted on the Criteo dataset, which contains the performance of DELTA under different settings and the comparison of the proposed two modules (CTM, DEM) with their respective baselines.

Different settings of DELTA. Table 3 shows that the proposed CTM and DEM can improve the baseline model’s performance by 0.16% and 0.14%, respectively. Combining the two modules results in a 0.36% improvement. Note that during inference, the DEM introduces no extra parameters, and the CTM even speeds up the baseline method by 7%.

Conscious processing vs. soft attention. Table 4 compares the performance of the proposed conscious processing-based DELTA and previous cutting-edge soft attention-based (AutoInt+, MaskNet) and gate-based (HGN, FRNet) methods. Although all these methods aim to select more critical features for final prediction, our proposed conscious processing-based structure performs better than soft attention-based and gate-based structures.

DEM vs. parallel structure. Table 5 compares the performance of the proposed DEM structure and the previous parallel structure for the explicit and implicit feature interactions. The first row is the baseline without the auxiliary DEM branch. The second row shows the result that merging the explicit and implicit features for prediction through MLPs like DCN. The third row shows the result of applying our DEM, which achieves the better performance. Note that only the output of the baseline branch is used for prediction during inference. The fourth row shows the result of further adding

Method	AUC	Improvement
HGN (GA)	0.8081	-0.39%
AutoInt+ (SA)	0.8088	-0.32%
MaskNet (SA)	0.8097	-0.23%
FRNet (GA+SA)	0.8120	/
Ours	0.8130	0.10%

Table 4: Comparison of the proposed conscious processing-based method and soft attention- or gate-based methods. “GA” and “SA” denote “gate-based” and “soft attention-based” methods, respectively.

MMoE[20] structure to our full approach, which can further boost the performance.

Method	AUC	Improvement
Only Imp.	0.8094	/
Exp. + Imp.	0.8101	0.07%
Ours	0.8108	0.14%
Ours + MMoE	0.8110	0.16%

Table 5: Comparison of using the DEM branch for prediction or enhancement on the Criteo dataset. “Imp.” denotes the baseline model without the DEM branch. “Exp. + Imp.” denotes the parallel structure which concatenates both implicit and explicit features from the CTM and DEM for prediction. “Ours” denotes using DEM for embedding enhancement. “Our + MMoE” denotes adding the MMoE structure to our full approach.

4.7 Hyper-parameter study (RQ3)

We analyze the impact of hyper-parameters in DELTA, including the consciousness bottleneck size in CTM and the weight of DEM. Note that we only change one hyper-parameter and keep the other one fixed in each experiment.

Consciousness bottleneck size of the CTM. Table 6 shows the impact of different bottleneck sizes. First, we empirically set the size to (39~19). We can observe that with the decreasing of the size, the AUC first increases and then decreases when the bottleneck is bigger than 24. Decreasing the bottleneck size will force the model to focus on the most important feature interaction, thus improving performance, while when the bottleneck is too small, vital information will inevitably be left out and derogate the performance of the model. Then, we use the curriculum learning algorithm (“Curriculum”) to

CTM size	AUC	Improvement
Without(39)	0.8094	/
34	0.8107	0.13%
29	0.8105	0.11%
24	0.8108	0.14%
19	0.8104	0.10%
Curriculum	0.8110	0.16%

Table 6: Impact of consciousness bottleneck’s size on the Criteo dataset. “CTM size=39” means that we utilize all attentive weights of 39 feature fields in the Criteo dataset during training.

DEM loss weight	AUC	Improvement
0.0	0.8094	/
0.1	0.8106	0.12%
0.3	0.8108	0.14%
0.5	0.8106	0.12%
0.7	0.8102	0.08%

Table 7: Comparison of different loss weights of the DEM branch on the Criteo dataset.

dynamically learn the bottleneck size, and the best performance shows its effectiveness.

Loss weight of the DEM. Table 7 shows the impact of different loss weights of DEM, and we set the weight to (0.0~0.7). We can see that the performance improvement is less influenced by the variance in the weight, and the performance is robust to the loss weight in a range (0.1~0.5). We set the weight $\mu = 0.3$ in the experiments.

5 CONCLUSION

In this paper, we introduce a new CTR framework called DELTA that incorporates human conscious processing. We investigate a conscious truncation module (CTM), which leverages curriculum learning to learn adaptive truncation on attention weights to select the most critical feature combinations. We further improve the learning of embedding representations by proposing a direct embedding enhancement module (DEM), which independently propagates gradient from the loss layer to the embedding layer to enhance the crucial embeddings. Note that the simple yet effective DEM can be simply removed and requires no extra cost during inference. The experiment results on five real-world CTR datasets demonstrate that our DELTA outperforms the state-of-the-art methods.

REFERENCES

- [1] Mashael Aldayel, Mourad Ykhlef, and Abeer Al-Nafjan. 2021. Recognition of consumer preference by analysis and classification EEG signals. *Frontiers in Human Neuroscience* 14 (2021), 604639.
- [2] Bernard J Baars. 2005. Global workspace theory of consciousness: toward a cognitive neuroscience of human experience. *Progress in brain research* 150 (2005), 45–53.
- [3] Yoshua Bengio. 2017. The consciousness prior. *arXiv preprint* (2017).
- [4] Yoshua Bengio, Jérôme Louradour, Ronan Collobert, and Jason Weston. 2009. Curriculum learning. In *ICML*. 41–48.
- [5] Adam Byrne, Emma Bonfiglio, Colin Rigby, and Nicky Edlstein. 2022. A systematic review of the prediction of consumer preference using EEG measures and machine-learning in neuromarketing research. *Brain Informatics* 9, 1 (2022), 1–23.
- [6] Yin-Wen Chang, Cho-Jui Hsieh, Kai-Wei Chang, Michael Ringgaard, and Chih-Jen Lin. 2010. Training and testing low-degree polynomial data mappings via linear SVM. *Journal of Machine Learning Research* 11, 4 (2010).
- [7] Bo Chen, Yichao Wang, Zhirong Liu, Ruiming Tang, Wei Guo, Hongkun Zheng, Weiwei Yao, Muyu Zhang, and Xiuqiang He. 2021. Enhancing explicit and implicit feature interactions via information sharing for parallel deep ctr models. In *CIKM*. 3757–3766.
- [8] Heng-Tze Cheng, Levent Koc, Jeremiah Harmsen, Tal Shaked, Tushar Chandra, Hrishu Aradhye, Glen Anderson, Greg Corrado, Wei Chai, Mustafa Ipsir, et al. 2016. Wide & deep learning for recommender systems. In *DLRS workshops*. 7–10.
- [9] Weiyu Cheng, Yanyan Shen, and Linpeng Huang. 2020. Adaptive factorization network: Learning adaptive-order feature interactions. In *AAAI*. 3609–3616.
- [10] Yuan Cheng and Yanbo Xue. 2021. Looking at CTR Prediction Again: Is Attention All You Need?. In *SIGIR*. 1279–1287.
- [11] Stanislas Dehaene, Hakwan Lau, and Sid Kouider. 2017. What is consciousness, and could machines have it? *Science* 358, 6362 (2017), 486–492.
- [12] Huifeng Guo, Ruiming Tang, Yunming Ye, Zhenguo Li, and Xiuqiang He. 2017. DeepFM: a factorization-machine based neural network for CTR prediction. *arXiv preprint* (2017).
- [13] Xiangnan He and Tat-Seng Chua. 2017. Neural factorization machines for sparse predictive analytics. In *SIGIR*. 355–364.
- [14] Yuchin Juan, Yong Zhuang, Wei-Sheng Chin, and Chih-Jen Lin. 2016. Field-aware factorization machines for CTR prediction. In *RecSys*. 43–50.
- [15] Christof Koch and Naotsugu Tsuchiya. 2007. Attention and consciousness: two distinct brain processes. *Trends in cognitive sciences* 11, 1 (2007), 16–22.
- [16] Lang Lang, Zhenlong Zhu, Xuanye Liu, Jianxin Zhao, Jixing Xu, and Minghui Shan. 2021. Architecture and operation adaptive network for online recommendations. In *SIGKDD*. 3139–3149.
- [17] Zeyu Li, Wei Cheng, Yang Chen, Haifeng Chen, and Wei Wang. 2020. Interpretable click-through rate prediction through hierarchical attention. In *WSDM*. 313–321.
- [18] Jianxun Lian, Xiaohuan Zhou, Fuzheng Zhang, Zhongxia Chen, Xing Xie, and Guangzhong Sun. 2018. xdeepfm: Combining explicit and implicit feature interactions for recommender systems. In *SIGKDD*. 1754–1763.
- [19] Chen Ma, Peng Kang, and Xue Liu. 2019. Hierarchical gating networks for sequential recommendation. In *SIGKDD*. 825–833.
- [20] Jiaqi Ma, Zhe Zhao, Xinyang Yi, Jilin Chen, Lichan Hong, and Ed H Chi. 2018. Modeling task relationships in multi-task learning with multi-gate mixture-of-experts. In *SIGKDD*. 1930–1939.
- [21] Junwei Pan, Jian Xu, Alfonso Lobos Ruiz, Wenliang Zhao, Shengjun Pan, Yu Sun, and Quan Lu. 2018. Field-weighted factorization machines for click-through rate prediction in display advertising. In *WWW*. 1349–1357.
- [22] Adam Paszke, Sam Gross, Francisco Massa, Adam Lerer, James Bradbury, Gregory Chanan, Trevor Killeen, Zeming Lin, Natalia Gimelshein, Luca Antiga, et al. 2019. Pytorch: An imperative style, high-performance deep learning library. In *NeurIPS*.
- [23] Yanru Qu, Bohui Fang, Weinan Zhang, Ruiming Tang, Minzhe Niu, Huifeng Guo, Yong Yu, and Xiuqiang He. 2018. Product-based neural networks for user response prediction over multi-field categorical data. *TOIS* 37, 1 (2018), 1–35.
- [24] Steffen Rendle. 2010. Factorization machines. In *ICDM*. IEEE, 995–1000.
- [25] Steffen Rendle. 2012. Factorization machines with libfm. *TIST* 3, 3 (2012), 1–22.
- [26] Matthew Richardson, Ewa Dominowska, and Robert Ragno. 2007. Predicting clicks: estimating the click-through rate for new ads. In *WWW*. 521–530.
- [27] Ying Shan, T Ryan Hoens, Jian Jiao, Haijing Wang, Dong Yu, and JC Mao. 2016. Deep crossing: Web-scale modeling without manually crafted combinatorial features. In *SIGKDD*. 255–262.
- [28] Qijie Shen, Hong Wen, Jing Zhang, and Qi Rao. 2022. Hierarchically Fusing Long and Short-Term User Interests for Click-Through Rate Prediction in Product Search. In *CIKM*. 1767–1776.
- [29] Weiping Song, Chence Shi, Ziping Xiao, Zhijian Duan, Yewen Xu, Ming Zhang, and Jian Tang. 2019. AutoInt: Automatic feature interaction learning via self-attentive neural networks. In *CIKM*. 1161–1170.
- [30] Rufin VanRullen and Ryota Kanai. 2021. Deep learning and the global workspace theory. *Trends in Neurosciences* 44, 9 (2021), 692–704.
- [31] Fangye Wang, Yingxu Wang, Dongsheng Li, Hansu Gu, Tun Lu, Peng Zhang, and Ning Gu. 2022. Enhancing CTR Prediction with Context-Aware Feature Representation Learning. In *SIGIR*. 343–352.
- [32] Ruoxi Wang, Bin Fu, Gang Fu, and Mingliang Wang. 2017. Deep & cross network for ad click predictions. In *ADKDD*. 1–7.
- [33] Ruoxi Wang, Rakesh Shivanna, Derek Cheng, Sagar Jain, Dong Lin, Lichan Hong, and Ed Chi. 2021. Dcn v2: Improved deep & cross network and practical lessons for web-scale learning to rank systems. In *WWW*. 1785–1797.
- [34] Xin Wang, Yudong Chen, and Wenwu Zhu. 2021. A survey on curriculum learning. *TPAMI* (2021).

- [35] Zhiqiang Wang, Qingyun She, and Junlin Zhang. 2021. MaskNet: introducing feature-wise multiplication to CTR ranking models by instance-guided mask. *arXiv preprint* (2021).
- [36] Yichen Xu, Yanqiao Zhu, Feng Yu, Qiang Liu, and Shu Wu. 2021. Disentangled self-attentive neural networks for click-through rate prediction. In *CIKM*. 3553–3557.
- [37] Jihai Zhang, Fangquan Lin, Cheng Yang, and Wei Wang. 2022. Deep Multi-Representational Item Network for CTR Prediction. In *SIGIR*. 2277–2281.
- [38] Weinan Zhang, Jiarui Qin, Wei Guo, Ruiming Tang, and Xiuqiang He. 2021. Deep learning for click-through rate estimation. *arXiv preprint* (2021).
- [39] Mingde Zhao, Zhen Liu, Sitao Luan, Shuyuan Zhang, Doina Precup, and Yoshua Bengio. 2021. A consciousness-inspired planning agent for model-based reinforcement learning. *NeurIPS* 34 (2021), 1569–1581.
- [40] Kaifu Zheng, Lu Wang, Yu Li, Xusong Chen, Hu Liu, Jing Lu, Xiwei Zhao, Changping Peng, Zhangang Lin, and Jingping Shao. 2022. Implicit User Awareness Modeling via Candidate Items for CTR Prediction in Search Ads. In *WWW*. 246–255.
- [41] Zuowu Zheng, Changwang Zhang, Xiaofeng Gao, and Guihai Chen. 2022. HIEN: Hierarchical Intention Embedding Network for Click-Through Rate Prediction. *arXiv preprint* (2022).
- [42] Jieming Zhu, Jinyang Liu, Shuai Yang, Qi Zhang, and Xiuqiang He. 2021. Open Benchmarking for Click-Through Rate Prediction. In *CIKM*. 2759–2769.