

# Target-driven One-Shot Unsupervised Domain Adaptation

Julio Ivan Davila Carrazco<sup>1,2</sup>, Suvarna Kishorkumar Kadam<sup>1</sup>, Pietro Morerio<sup>1</sup>,  
Alessio Del Bue<sup>1</sup>, and Vittorio Murino<sup>1,3</sup>

<sup>1</sup> Pattern Analysis and Computer Vision (PAVIS), Italian Institute of Technology,  
Genoa, Italy

<sup>2</sup> Department of Marine, Electrical, Electronic and Telecommunications Engineering,  
University of Genoa, Genoa, Italy

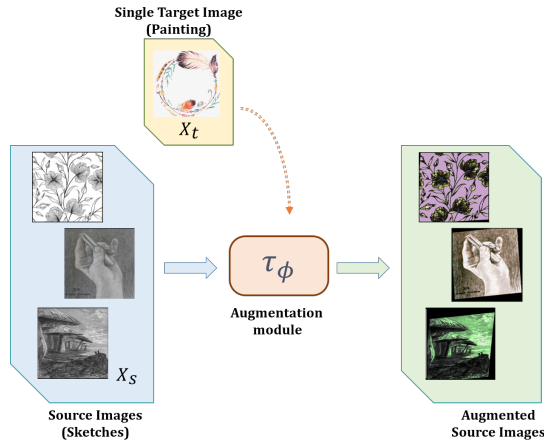
<sup>3</sup> Department of Computer Science, University of Verona, Verona, Italy  
{julio.davila, suvarna.kadam, pietro.morerio, alessio.delbue,  
vittorio.murino}@iit.it

**Abstract.** In this paper, we introduce a novel framework for the challenging problem of One-Shot Unsupervised Domain Adaptation (OS-UDA), which aims to adapt to a target domain with only a single unlabeled target sample. Unlike existing approaches that rely on large labeled source and unlabeled target data, our Target-driven One-Shot UDA (TOS-UDA) approach employs a learnable augmentation strategy guided by the target sample’s style to align the source distribution with the target distribution. Our method consists of three modules: an augmentation module, a style alignment module, and a classifier. Unlike existing methods, our augmentation module allows for strong transformations of the source samples, and the style of the single target sample available is exploited to guide the augmentation by ensuring perceptual similarity. Furthermore, our approach integrates augmentation with style alignment, eliminating the need for separate pre-training on additional datasets. Our method outperforms or performs comparably to existing OS-UDA methods on the Digits and DomainNet benchmarks.

**Keywords:** Unsupervised domain adaptation · Data Augmentation · One-Shot.

## 1 Introduction

Training deep learning models typically requires the availability of a large amount of data, which also represents a core problem for applications in which such information is not easily accessible. Hence, there is a need for methods to effectively learn from either fewer or alternative data that is easily accessible. The situation becomes even more challenging when we have to deal with different “domains”, i.e., when data distributions in training (source domain) and test (target domain) are different. How to exploit such different data for a better generalization in the target (test) domain is an active topic in computer vision nowadays, with plenty of methods proposed in the literature. The term ‘domain’ in this context is not



**Fig. 1.** Target-driven augmentation of source samples with TOS-UDA.  $\tau$  is a learnable augmentation function with parameters  $\phi$  that transforms the source images into target-like images (Sketches to Painting in this case).

clearly defined, and could roughly be identified with “a set of features”, such as color or texture, characterizing samples of a specific dataset. The typical task here is to properly learn from the *labeled* source data and the *unlabeled* target data, i.e., how to transfer knowledge from source to target, the latter being also our test scenario. This is called unsupervised domain adaptation (UDA). A much less investigated, but more challenging task is to explore what happens when the source and/or target data are just a few samples, or even just a single data item. In these cases, we do not have enough statistics to capture the data variability, and then to properly generalize to new data. Hence, we might resort to methods to generate new or surrogate data from the few samples available in order to execute proper training. These UDA scenarios are named Few-Shot UDA (FS-UDA) [23,22] or, to an extreme case, One-Shot UDA (OS-UDA) [11,7]. FS-UDA denotes the presence of a few (labeled) samples in the source domain only, while there is enough unlabeled data in the target domain. OS-UDA instead assumes the presence of only one (unlabeled) sample in the target domain. FS-UDA and OS-UDA are difficult to learn tasks due to insufficient training data. Existing methods for solving FS-UDA, OS-UDA are quite limited. To the best of our knowledge, there is just one OS-UDA method, ASM [11] that performs UDA for classification and segmentation tasks.

In this paper, we introduce a new OS-UDA method where a single target sample is available to align the source domain with the target domain. We design a novel augmentation method implementing gradual transformations of the source images driven by the similarity with target’s style. Our augmentation strategy achieves diverse, but controlled augmentations using a custom adversarial loss that rewards stronger augmentations but, at the same time, also penalizes too large deviations from the target’s style. These diverse augmentations

finally support robust adaptation to the target domain. In summary, our main contributions are as follows.

- We present a novel approach to tackle OS-UDA task, addressing the extreme case of target domain adaptation when only one unlabeled target sample is available. Our method performs target-driven augmentation of source images in an adversarial manner, and is the first end-to-end OS-UDA method that does not require specially pretrained style transfer modules.
- We guide source image augmentations with a style alignment module that controls the augmentation parameters while enforcing the style similarity between source and target domains.
- We report comparable, and in few cases, state-of-the-art results for OS-UDA on Digits and DomainNet benchmarks.

The rest of this paper is structured as follows: Section 2 reviews the literature on UDA, FS-UDA, OS-UDA, and augmentation methods. Section 3 presents our proposed framework and training strategy. Section 4 outlines the benchmarks, baselines, experimental results, and ablation study. Finally, Section 5 summarizes our approach and provides concluding remarks.

## 2 Related Work

Unsupervised domain adaptation (UDA) methods leverage the available data for learning and can face different scenarios where either the source, target or both domains have scarce data. Data augmentation is often the *de facto* approach to address data scarcity, as it employs diverse transformation strategies to increase the variability of available data. Our proposed approach is based on a novel adversarial augmentation strategy for UDA, and therefore we briefly discuss related work in both areas.

### 2.1 Data Augmentation

Image augmentation methods are broadly categorized as model-free, model-based, and optimization-based [21]. The model-free methods use classic image processing to alter geometric or color information. Geometric transformations [18] are often applied to a single image by flipping, rotating, or cropping it. Model-based image augmentation methods pre-train generative models such as GANs [12,6] and variants, to generate images. The pre-trained model may generate images unconditionally or subject to certain conditions. The distribution of generated images is expected to be similar to the original dataset. The optimization-based methods implement trainable augmentation strategies [3,4,17] that learn the transformations, and are usually preferred as they do not need to be configured for specific datasets. While data augmentation mostly improves model generalization, it can result in transformations that are too extreme [17]. Our proposed approach is optimization-based that uses the single target image’s style to control the source image augmentations. Our novel

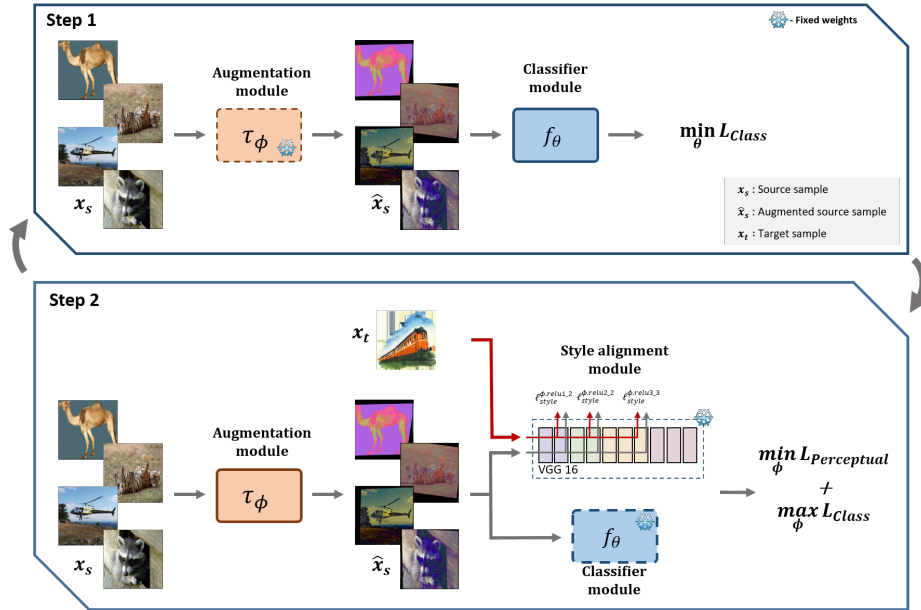
target-driven augmentation strategy is inspired by the fact that we can separate the style from the content of the available single target image, and use it to adjust the transformations to be applied to source domain images.

## 2.2 Unsupervised Domain Adaptation

Most common UDA settings transfer knowledge from a label-rich source domain to unlabeled target domain, where the source and target domains share the same label space (i.e., same classes). Many UDA methods try to find a shared feature space where the overlap (confusion) between the source and target distribution is maximum. In this way, for any given sample projected in such space, it is often difficult to discriminate if it belongs to the source or target domain. UDA learning strategies can be broadly categorized as self-supervised, augmentation-based or adversarial methods. UDA methods e.g. [19,20,2] assume that only unlabeled target samples are available. Some UDA methods focus on expanding the available target data to train their models, e.g., Volpi et al. [19] trained a domain-invariant feature extractor by applying feature augmentation using GANs. Minghao et al. [20] introduced Domain Mixup (DM-ADA), which uses a GAN approach and mixup [24] to learn a more continuous domain-invariant latent space. Some methods apply self-supervision to generate pseudo-labels for the target data [2]. Moreover, Few-Shot Unsupervised Domain Adaption (FS-UDA) operates in a UDA setting where unlabeled target images are accessible for training and the number of labeled samples in the source domain is small [23,22]. One-shot UDA is a more constrained UDA scenario that assumes the presence of *only one* (unlabeled) sample in the target domain. The literature focusing on solving OS-UDA is quite limited. Luo et al. [11] presented Adversarial Style Mining (ASM) that applies style transfer to generate new samples of the target domain. ASM applies domain randomization to generalize better for OS-UDA, and needs an external dataset (WikiArts) to pre-train its style transfer model. Our approach is distinct as we do not need any external dataset to pre-train style transfer module. In our work, we exploit the perceptual similarity in style that exists between the source and target, to learn useful transformations while augmenting source samples. Unlike ASM [11] the augmentations generated by our method are affected solely by target image’s style.

## 3 Method

Adapting a model by exploiting a *single* target sample is a quite challenging task. Our method tackles it by learning transformations for source domain samples to mimic the style of the target domain. A classifier trained with such augmented data is expected to generalize better to the target distribution. Notably, the problem here is how to adapt to the target distribution when the only sample available does not constitute sufficient statistics to generate a reliable distribution. So, our envisioned solution is to implement adversarial augmentation to learn robust transformations. To this end, we introduce a novel “style



**Fig. 2.** Training of Target-driven OS-UDA that alternatively updates the Classifier  $f_\theta$  (Step-1) and Augmentation module  $T_\phi$  (Step-2). Step 1 is repeated  $n$  times before step 2, where  $n$  is a hyperparameter.

alignment” module to guide and control the augmentations using a single target sample. This guiding mechanism is not limited by the source distribution. Consequently, the augmented samples will be able to resemble the target distribution. In consequence, a classifier trained on augmented samples will be able to classify correctly samples from the target domain.

Our proposed model is composed of three modules: an augmentation module, a style alignment module, and a classifier. The augmentation module tries to learn the parameters of a set of transformations (e.g., color shift, geometrical transformation) that are applied to the source samples (see Fig. 2, Step 1). The style alignment module helps to drive the augmentation learning process by evaluating the perceptual similarities in style between the augmented source and the single target sample (see Fig. 2, Step 2). To train this architecture, we adopt a two-step strategy that alternates between updating the classifier and the augmentation modules (see Fig. 2). In the first step, the classifier is trained using augmented samples and a classification loss. In the second step, the augmentation module is trained by using the style alignment module and the classifier in an adversarial manner. The two-step strategy was firstly used by TeachAugment [17]. Unlike TeachAugment method, which also implements an adversarial augmentation mechanism, our method does not need a separate teacher model for controlling the augmentations. The use of a teacher limits the range of possible augmentations. This is because the augmented samples are

bounded to be correctly classified by the teacher. Therefore, the distribution of the augmented samples needs to be similar to the source distribution. Our style alignment module allows better control for driving the augmentations towards a specific target. The architecture’s modules and the two-step strategy will be explained further in the next subsections.

### 3.1 Augmentation module

The Augmentation module (AUM) is responsible for learning and applying a set of transformations to the source samples which are then used to train the classifier module. This module is composed of three Multi-Layer Perceptrons (MLPs) networks associated with two different transformations: color and geometrical transformations. AUM is trained to learn the transformations’ parameters, i.e., scale and shift for the color, and an affine matrix for the geometric transformation. Hence, the augmented sample of an input image changes its appearance along the training process, and it is possible to guide the augmentation learning process to learn the parameters that will augment samples to be visually similar to a single target sample. The color transformation applied to an image  $x$  is defined as:

$$\hat{x} = \text{TriangleWave}(\alpha \odot x + \beta) \text{ where } \text{TriangleWave}(p) = \arccos(\cos(p \cdot \pi)) / \pi \quad (1)$$

$$(\alpha, \beta) = T_{\phi}^c(x, z, c), \quad (2)$$

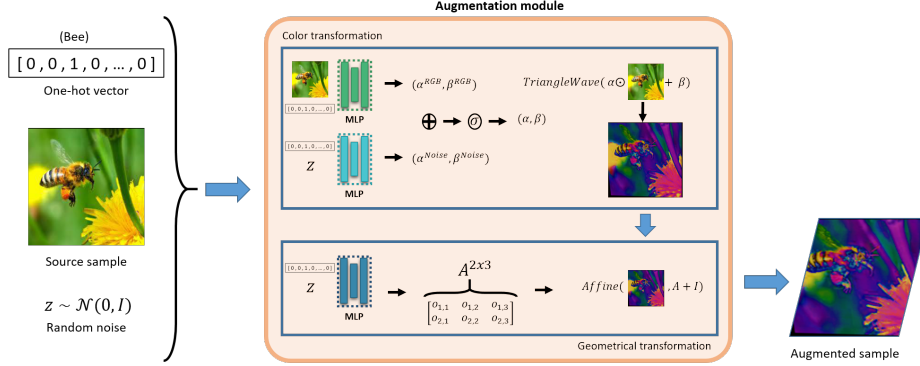
where  $\alpha, \beta \in \mathbb{R}^3$  denote scale and shift parameters of the image color information generated by the augmentation module sub-network  $T_{\phi}^c$ . The TriangleWave function transforms the input variable  $p$  into a triangular waveform in the range  $[0, 1]$ , and  $\odot$  denotes the element-wise multiplication. The sub-network  $T_{\phi}^c$  takes as input, an image  $x$ , random noise  $z \sim \mathcal{N}(0, I_N)$ , where  $\mathcal{N}(0, I_N)$  is  $N$ -dimensional unit Gaussian distribution, and  $c$  that represents one-hot vector encoding for class label that serves as a context for the module (see Fig. 3, Color transformation). The geometrical module applies an affine transformation to augment the input data. The transformation is defined as:

$$\hat{x} = \text{Affine}(x, A + I) \text{ , where } A = T_{\phi}^g(z, c) \quad (3)$$

where  $\text{Affine}(\cdot)$  denotes an affine operation applied to  $x$ ,  $A$  denotes an affine  $2 \times 3$  matrix generated by the augmentation module  $T_{\phi}^g$ ,  $T_{\phi}^g(\cdot)$  is the augmentation module sub-network which is a MLP that receives as inputs, a noise vector  $z \sim \mathcal{N}(0, I_N)$  and  $c$ , which is a one-hot encoding of the sample class, and generates the parameters of the affine transformation (see Fig. 3, Geometrical transformation).

### 3.2 Style Alignment module

The purpose of the Style Alignment Module (SAM) is to drive the learning process of the augmentation module. For this module, a VGG-16 [16] pretrained



**Fig. 3.** Transformations performed within augmentation module: a) Color, b) Geometrical transformation. Color transformations are applied first, followed by geometrical transformation.

on ImageNet is used. This module leverages the style transfer methodology by exploiting a style loss. Johnson et al. [9] introduced the perceptual loss to replace the traditional pixel-by-pixel loss that was used for style transfer. The perceptual loss compares a target sample, a source sample, and the augmented source sample to calculate the perceptual differences between them. This loss focuses on two aspects of the input image, its style and content. The style refers to the texture information (e.g., color, texture, common patterns, etc.) present in the image. The style loss is calculated as the squared Frobenius norm between the Gram matrices of the augmented source and the target sample. The Gram matrix serves to extract the style representation via the correlations between different filters of the extracted feature maps [5] at several network layers. The Gram matrix is defined as:

$$G_j(x) = \frac{1}{C_j H_j W_j} \sum_{h=1}^{H_j} \sum_{w=1}^{W_j} \mathcal{H}_j(x) \mathcal{H}_j^T(x) \quad (4)$$

where  $x$  is an input image,  $\mathcal{H}_j$  represents the feature map from the  $j$ -layer of the SAM;  $C_j$ ,  $H_j$ , and  $W_j$  denote the number of channels, the height, and the width of  $\mathcal{H}_j$ , respectively. The style loss is then defined as:

$$L_{style} = \sum_j \ell_j^{style}(\mathcal{T}_\phi(x_s), x_t) \quad \text{and} \quad \ell_j^{style}(\hat{x}_s, x_t) = \|G_j(\hat{x}_s) - G_j(x_t)\|_F^2 \quad (5)$$

where  $x_t$  and  $\hat{x}_s$  represent the target sample and the augmented source sample, respectively.  $\mathcal{T}_\phi(\cdot)$  represents the AUM with parameters  $\phi$ , and  $j$  is the indexes of the selected layers of the SAM related to the style loss terms (more details in Section 4). The layers selection is based on the well-known fact that lower layers preserve the texture information better [5]. The total style loss  $L_{style}$  is the sum of the individual style losses of the selected layers of the SAM.

### 3.3 Classifier module

The classifier module (CLM) has a twofold task, namely, to classify augmented samples and to collaborate with the SAM for training the AUM. The former task focuses on learning how to correctly classify the augmented source samples. The latter aims at training the augmentation module in order to learn transformations that are harder for the CLM to train on. In this case, the classifier is paired together with SAM to perform adversarial training. For both tasks, a classification (cross-entropy, CE) loss is used in a minmax process: for the first task, the objective is to minimize the CE loss, while in the second one, it should be maximized. The classification loss is:

$$L_{class} = -y_k \log f_{\theta}(T_{\phi}(x_s)) \quad (6)$$

where  $x$  is a source sample,  $y \in \{0, 1\}^K$  denotes the one-hot ground-truth vector, and the number of classes is  $K$ ,  $T_{\phi}(\cdot)$  denotes the augmentation module with parameters  $\phi$ , and  $f_{\theta}(\cdot)$  represents the classifier network with parameters  $\theta$ .

### 3.4 Two-step training process


Our training method optimizes the augmentation and classifier modules end-to-end with an alternate 2-step strategy (refer to Fig. 2). In Step 1, we train the CLM, while AUM is frozen. The input for CLM is the augmented source image,  $\hat{x}$ , passed through the augmentation module, while SAM is not used. To optimize CLM, the classification loss (Eq.6) is minimized (supervised learning). In Step 2, AUM is then optimized. Its purpose is to learn a transformation to apply onto the source samples. In this step, the classifier aims at maximizing the classification loss on the augmented samples. By doing so, AUM will learn stronger transformations for the source samples, but this may not be sufficient to perform domain adaptation on the target. That is why our the style alignment module is introduced so as to improve the classification on the target domain. In our case, SAM drives the learning process by imposing a style loss (Eq. 5). As a result, the learned transformations will generate samples that resemble the style of the target domain. Finally, the augmentation module parameters  $\phi$  are updated by adversarial training by maximizing the classification loss (Eq. 6) and minimizing the style loss (Eq. 5).

## 4 Experiments

### 4.1 Benchmarks

To evaluate our approach, we make use of two well-known DA benchmarks: Digits and DomainNet [14]. **Digits**. It is composed of three datasets: MNIST [10], USPS [8], and SVHN [13] datasets. They represent a collection of images of digits from 0 to 9. The evaluation is done by testing the model’s performance on  $M \rightarrow S$ ,  $U \rightarrow S$ , and  $M \rightarrow U$  tasks. **DomainNet**. We follow the setup used in [15], in





**Fig. 4.** Domain adaptation benchmarks used for evaluation of TOS-UDA: Digits with three domains (MNIST, USPS, and SVHN) and DomainNet with four domains (Real, Clipart, Painting, and Sketch).

which only four domains (Real (R), Clipart (C), Painting (P), and Sketch (S)) are used, with 126 classes only. The evaluated tasks are:  $R \rightarrow P$ ,  $R \rightarrow C$ ,  $R \rightarrow S$ ,  $P \rightarrow C$ ,  $P \rightarrow S$ ,  $C \rightarrow S$ , and  $S \rightarrow P$ . In Figure 4, sample images belonging to the aforementioned benchmarks are presented.

## 4.2 Baseline and comparative methods

A number of baselines have been tested in order to validate the most important components of our approach and their contributions. **Source Only (SO)**. It is a model trained using only the labeled source images with no adaptation. **Adversarial Style Mining (ASM)**. It is a model that also focuses on OS-UDA. Similarly to us, ASM applies style transfer to generate target data for training. But their process requires pre-training a style generator module in an external dataset [11]. This is the only work with which we can directly compare to since it assumes the same starting hypotheses of our work.

## 4.3 Setup

To train our model, we used two classifier models. For Digits, the classifier consists of 2 blocks of a convolutional layer and a max pooling operation layer followed by three fully connected layers [19]. For DomainNet, the classifier network is a ResNet-101 pretrained on the source dataset. The augmentation module consists of three multi-layer perceptron (MLP) networks. For the style alignment module, a VGG-16 [16] pre-trained on ImageNet was used. In VGG-16, only the features maps from the layers *relu1\_2*, *relu2\_2*, *relu3\_3*, and *relu4\_3* were used as we only apply the loss for the style in our experiments.

## 4.4 Results

In Table 1, the results on Digits are presented. The table shows the average classification accuracy and the related standard deviation, as we ran each experiment

**Table 1.** Classification accuracies of the proposed TOS-UDA method on three DA tasks: MNIST to SVHN (M→S), USPS to SVHN (U→S), and MNIST to USP (M→U).

Model	Type	M → S	U → S	M → U	Average
Source only	-	20.30	15.30	65.40	33.67
TeachAugment [17]	-	31.10 ± 4.17	31.56 ± 2.15	50.26 ± 2.16	37.64
ASM [11]	One-shot	<b>46.30</b>	<b>40.30</b>	68.00	51.53
OST [1]	One-shot	42.50	34.00	74.80	50.43
Our Model	One-shot	45.03 ± 1.86	36.67 ± 2.51	79.45 ± 6.73	53.72
Our Model (32 Targets)	Few-shot	45.88 ± 3.62	<b>39.96 ± 3.63</b>	<b>79.97 ± 4.27</b>	<b>55.27</b>

**Table 2.** Classification accuracies of the proposed TOS-UDA method on DomainNet across seven DA task focusing on four domains: Real (R), Clipart (C), Painting (P), and Sketch (S).

Model	Type	R → C	R → P	R → S	P → C	P → R	C → S	S → P	Average
Source only	-	56.59 ± 0.79	56.79 ± 0.50	46.25 ± 0.86	<b>55.55 ± 0.83</b>	<b>66.20 ± 0.72</b>	52.07 ± 1.01	44.81 ± 1.59	54.04
TeachAugment	-	53.84 ± 0.56	56.70 ± 0.59	46.70 ± 1.34	50.40 ± 1.27	58.64 ± 0.68	50.52 ± 0.09	44.89 ± 0.83	51.67
ASM	One-shot	39.74 ± 0.56	46.39 ± 1.53	31.37 ± 5.51	4.31 ± 0.60	5.87 ± 2.33	37.12 ± 1.12	19.67 ± 2.99	26.35
Our Model	One-shot	<b>58.11 ± 0.38</b>	<b>58.57 ± 0.20</b>	<b>49.87 ± 0.97</b>	54.24 ± 0.62	62.72 ± 0.32	<b>52.88 ± 0.25</b>	<b>47.94 ± 1.12</b>	<b>54.90</b>

five times. Although our main objective is UDA with just one-shot, we also carried out experiments with more target samples (32). We randomly selected these samples at the start of the experiment. To calculate the style loss, each target sample was randomly paired with a sample from the current batch. For MNIST to SVHN (M→S) and USPS to SVHN (U→S), our approach obtains comparable results with respect to the state-of-the-art with differences lower than 1.0%. Although these results do not represent an improvement over the state of the art, they demonstrate that our method can achieve similar results as ASM without the need of external datasets and pretraining. For MNIST to USPS (M→U), our approach in both versions (1 and 32 targets) performs better than the baseline 74.80% with an increase of +4.66% and +5.17% for the 1-target and the 32-targets versions respectively. In Table 2, we present results for DomainNet. We compare our model against three baselines: Source only (SO), TeachAugment and Adversarial Style Mining (ASM). We generate the results for these three baselines given that to the best of our knowledge is the first time that the DomainNet benchmark is used for OS-UDA. We report the accuracy and standard deviation for each task and their average across all tasks. Compared to ASM, our approach obtains higher accuracy in all seven DA tasks, setting the SoTA for five of these tasks. For P→C and P→R, our approach performs poorly by having results similar to the SO baseline. This indicates that for some domains, the augmentation module may struggle to learn transformations for the domain complex style from just 1 target.

#### 4.5 Ablation analysis

We conducted ablations to analyze the contribution of the augmentation and style alignment modules. Specifically, we removed the loss for style alignment

and the adversarial loss component in two separate experiments. Table 3 shows the performance of our model compared to a pre-trained SO model and our method with excluded losses. Our method outperformed the SO model even with only one of the losses guiding the augmentations. However, the best results were achieved when both losses were used, confirming the contribution of both modules.

**Table 3.** Ablation analysis of the proposed TOS-UDA approach on Digits benchmark

Model Setup	M $\rightarrow$ S	U $\rightarrow$ S	M $\rightarrow$ U
Source only	20.30	15.30	65.40
Our w/o style. loss	22.43 $\pm$ 1.71	28.45 $\pm$ 1.02	74.74 $\pm$ 3.01
Our w/o classif. loss	20.55 $\pm$ 1.28	20.93 $\pm$ 2.93	71.22 $\pm$ 10.48
Our method	45.03 $\pm$ 1.86	36.67 $\pm$ 2.51	79.45 $\pm$ 6.73

## 5 Conclusions

In this paper, we present our novel Target-driven One-Shot Unsupervised Domain Adaptation (TOS-UDA) approach. Our method focuses on solving OS-UDA, which is the problem of performing domain adaptation with only one unlabeled target sample. Our method gradually augments the source samples to match them in style with the available target. To guide the augmentation process, adversarial training was used to encourage the augmentation module to learn diverse augmentations, while reaching a style similarity to the target sample. In this way, our augmentation module can learn effective transformations for OS-UDA. Further, our proposed training pipeline is simpler and end-to-end as compared to existing OS-UDA method such as ASM [11]. We tested our approach for image classification tasks in two well-known domain adaptation benchmarks: Digits and DomainNet. We demonstrated that our method performs better than the selected baselines in almost all the DA tasks. In the future, we will focus on extending the augmentation module to perform more specialized augmentations as the basic geometric and color augmentations may not be sufficient to simulate the style complexity of certain domains.

## References

1. Benaim, S., Wolf, L.: One-shot unsupervised cross domain translation. *advances in neural information processing systems* **31** (2018)
2. Chen, M., Zhao, S., Liu, H., Cai, D.: Adversarial-learned loss for domain adaptation. In: *Proceedings of the AAAI Conference on Artificial Intelligence*. vol. 34, pp. 3521–3528 (2020)
3. Cubuk, E.D., Zoph, B., Mane, D., Vasudevan, V., Le, Q.V.: Autoaugment: Learning augmentation strategies from data. In: *Proceedings of the IEEE/CVF Conference on Computer Vision and Pattern Recognition*. pp. 113–123 (2019)

4. Cubuk, E.D., Zoph, B., Shlens, J., Le, Q.V.: Randaugment: Practical automated data augmentation with a reduced search space. In: Proceedings of the IEEE/CVF conference on computer vision and pattern recognition workshops. pp. 702–703 (2020)
5. Gatys, L.A., Ecker, A.S., Bethge, M.: Image style transfer using convolutional neural networks. In: Proceedings of the IEEE conference on computer vision and pattern recognition. pp. 2414–2423 (2016)
6. Goodfellow, I., Pouget-Abadie, J., Mirza, M., Xu, B., Warde-Farley, D., Ozair, S., Courville, A., Bengio, Y.: Generative adversarial networks. *Communications of the ACM* **63**(11), 139–144 (2020)
7. Gu, M., Vesal, S., Kostic, R., Maier, A.: Few-shot unsupervised domain adaptation for multi-modal cardiac image segmentation. In: *Bildverarbeitung für die Medizin 2022*, pp. 20–25. Springer (2022)
8. Hull, J.: A database for handwritten text recognition research. *IEEE Transactions on Pattern Analysis and Machine Intelligence* **16**(5), 550–554 (1994). <https://doi.org/10.1109/34.291440>
9. Johnson, J., Alahi, A., Fei-Fei, L.: Perceptual losses for real-time style transfer and super-resolution. In: *European conference on computer vision*. pp. 694–711. Springer (2016)
10. LeCun, Y., Cortes, C.: MNIST handwritten digit database (2010), <http://yann.lecun.com/exdb/mnist/>
11. Luo, Y., Liu, P., Guan, T., Yu, J., Yang, Y.: Adversarial style mining for one-shot unsupervised domain adaptation. *Advances in neural information processing systems* **33**, 20612–20623 (2020)
12. Mirza, M., Xu, B., Warde-Farley, D., Ozair, S., Courville, A., Bengio, Y., Goodfellow, I.J., Pouget-Abadie, J.: Generative adversarial nets. *Proceedings of the Advances in Neural Information Processing Systems* **27**, 2672–2680 (2014)
13. Netzer, Y., Wang, T., Coates, A., Bissacco, A., Wu, B., Ng, A.Y.: Reading digits in natural images with unsupervised feature learning (2011)
14. Peng, X., Bai, Q., Xia, X., Huang, Z., Saenko, K., Wang, B.: Moment matching for multi-source domain adaptation. In: *Proceedings of the IEEE/CVF international conference on computer vision*. pp. 1406–1415 (2019)
15. Saito, K., Kim, D., Sclaroff, S., Darrell, T., Saenko, K.: Semi-supervised domain adaptation via minimax entropy. In: *Proceedings of the IEEE/CVF International Conference on Computer Vision (ICCV)* (October 2019)
16. Simonyan, K., Zisserman, A.: Very deep convolutional networks for large-scale image recognition. *arXiv preprint arXiv:1409.1556* (2014)
17. Suzuki, T.: Techaugment: Data augmentation optimization using teacher knowledge. In: *Proceedings of the IEEE/CVF Conference on Computer Vision and Pattern Recognition (CVPR)*. pp. 10904–10914 (June 2022)
18. Taylor, L., Nitschke, G.: Improving deep learning with generic data augmentation. In: *2018 IEEE Symposium Series on Computational Intelligence (SSCI)*. pp. 1542–1547. IEEE (2018)
19. Volpi, R., Morerio, P., Savarese, S., Murino, V.: Adversarial feature augmentation for unsupervised domain adaptation. In: *Proceedings of the IEEE conference on computer vision and pattern recognition*. pp. 5495–5504 (2018)
20. Xu, M., Zhang, J., Ni, B., Li, T., Wang, C., Tian, Q., Zhang, W.: Adversarial domain adaptation with domain mixup. In: *Proceedings of the AAAI Conference on Artificial Intelligence*. vol. 34, pp. 6502–6509 (2020)
21. Xu, M., Yoon, S., Fuentes, A., Park, D.S.: A comprehensive survey of image augmentation techniques for deep learning. *arXiv preprint arXiv:2205.01491* (2022)

22. Yang, W., Yang, C., Huang, S., Wang, L., Yang, M.: Few-shot unsupervised domain adaptation via meta learning. In: 2022 IEEE International Conference on Multimedia and Expo (ICME). pp. 1–6 (2022). <https://doi.org/10.1109/ICME52920.2022.9859804>
23. Yue, X., Zheng, Z., Zhang, S., Gao, Y., Darrell, T., Keutzer, K., Vincentelli, A.S.: Prototypical cross-domain self-supervised learning for few-shot unsupervised domain adaptation. In: Proceedings of the IEEE/CVF Conference on Computer Vision and Pattern Recognition. pp. 13834–13844 (2021)
24. Zhang, H., Cisse, M., Dauphin, Y.N., Lopez-Paz, D.: mixup: Beyond empirical risk minimization. arXiv preprint arXiv:1710.09412 (2017)