

Capturing Smart Contract Design with DCR Graphs

Mojtaba Eshghie¹[0000–0002–0069–0588], Wolfgang Ahrendt²[0000–0002–5671–2555],
Cyrille Artho¹[0000–0002–3656–1614], Thomas Troels
Hildebrandt³[0000–0002–7435–5563], and Gerardo Schneider⁴[0000–0003–0629–6853]

¹ KTH Royal Institute of Technology, Stockholm, Sweden

`eshghie@kth.se`, `artho@kth.se`

² Chalmers University of Technology, Gothenburg, Sweden

`ahrendt@chalmers.se`

³ University of Copenhagen, Denmark `hilde@di.ku.dk`

⁴ University of Gothenburg, Sweden `gerardo.schneider@gu.se`

Abstract. Smart contracts manage blockchain assets. While smart contracts embody business processes, their platforms are not process-aware. Mainstream smart contract programming languages such as Solidity do not have explicit notions of roles, action dependencies, and time. Instead, these concepts are implemented in program code. This makes it very hard to design and analyze smart contracts.

We argue that DCR graphs are a suitable formalization tool for smart contracts because they explicitly and visually capture these features. We utilize this expressiveness to show that many common high-level design patterns in smart-contract applications can be naturally modeled this way. Applying these patterns shows that DCR graphs facilitate the development and analysis of correct and reliable smart contracts by providing a clear and easy-to-understand specification.

Keywords: Smart Contract Modelling · DCR Graphs · Design Patterns

1 Introduction

A *smart contract* is implemented as immutable code executed on a blockchain and may be seen as a special kind of business process that specifies a contractual agreement on actions to be carried out by different roles. While smart contracts offer advantages such as uncompromised (automated) execution even without a trusted party, they can also be complex and difficult to design and understand. This is even more problematic as they cannot be changed once deployed.

In a normal business process environment, different roles collaborate to achieve a common business goal. In contrast, different roles in a smart contract typically have adversarial interests. Therefore, smart contracts introduce new types of patterns of behavior, which have so far only been informally described [3, 13, 27, 29]. To provide an unambiguous understanding of the patterns that can also provide the basis for formal specifications, we, therefore, set out to extend the study and formalization of process patterns to include these new smart contract patterns.

Solutions to adversarial-interest problems often use time-related or data-related constraints between actions cutting across the process and the more standard use of roles and sequential action dependencies. We find that a declarative notation involving data and time is appropriate for formalizing the new smart contract process patterns. Moreover, smart contract languages exhibit a transactional behavior of actions, where an action may be attempted but aborted if the required constraints for executing it are not fulfilled. This suggests that individual actions have a lifecycle, like sub-processes.

For these reasons, we use DCR graphs [17, 21], which are by now a well-established declarative business process notation that has been extended with data [17], time [17], and sub-processes [21]. DCR graphs visually capture important properties such as the partial ordering of events, roles of contract users, and temporal function attributes. Using DCR graphs, it is possible to create a clear and concise model of the smart contract that is more expressive and comprehensive than other types of models. We show that many common high-level design patterns in smart contracts can be naturally modeled this way. Further, DCR models are useful for analysis. We show that using DCR graphs facilitates the development of correct and reliable smart contracts by providing a clear and easy-to-understand specification. More concretely, our contributions are:

1. We systematically identify design patterns in smart contracts.
2. We illustrate how DCR graphs naturally match smart contract behaviour and formally model key design patterns.
3. We model a casino smart contract as a DCR graph and monitor its execution against that specification.

Our application of these formalized design patterns to smart contracts shows that the use of DCR graphs can facilitate the development of correct and reliable smart contracts by providing a clear and easy-to-understand specification. Moreover, DCR specifications can provide a basis for automated (dynamic or static) analysis of smart contracts, which we exemplify by preliminary runtime verification infrastructure and experiments.

This paper is organized as follows: Section 2 introduces smart contracts and DCR graphs. Section 3 gives an overview of 20 smart contract design patterns, which we formalize as DCR graphs. Section 4 shows a case study on a casino smart contract. Section 5 covers related work, and Section 6 concludes.

2 Background

2.1 Smart Contracts: Ethereum and Solidity

Ethereum [28] with its built-in cryptocurrency Ether is still the leading blockchain framework supporting smart contracts. In Ethereum, not only the users but also the contracts can receive, own, and send Ether. Ethereum miners look for transaction requests on the network, which contain the contract's address to be

```

1 contract Casino {
2   address public operator, player; bytes32 public hashedNumber;
3   uint bet;                               Coin guess;
4
5   function addToPot() public payable byOp {
6     pot = pot + msg.value;}
7   function removeFromPot(uint amt) public byOp, noActiveBet {
8     pot = pot - amt;
9     operator.transfer(amt);}
10  function createGame(bytes32 hash) public byOp, inState(IDLE) {
11    hashedNumber = hash
12    state = GAME_AVAILABLE;}
13  function bet(Coin _guess) public payable inState(GAME_AVAILABLE) {
14    require (msg.sender != operator);
15    require (msg.value > 0 && msg.value <= pot);
16    player = msg.sender; bet = msg.value;
17    guess = _guess; state = BET_PLACED;}
18  function decideBet(uint secret) public byOp, inState(BET_PLACED) {
19    require (hashedNumber == keccak256(secret));
20    Coin secret = (secret% 2 == 0)? HEADS : TAILS;
21    if (secret==wager.guess) {playerWins();} else {operatorWins();}
22    state = IDLE;}
23 }

```

Fig. 1. Solidity-code for Casino (some details are omitted)

called, the call data, and the amount of Ether to be sent. Miners are paid for their efforts in (Ether priced) *gas*, to be paid by the initiator of the transaction.

A transaction is not always executed successfully. It can be reverted due to running out of gas, sending of unbacked funds, or failing runtime assertions. If a miner attempts to execute a the transaction, a revert statement within the transaction’s execution can *undo the entire transaction*. All the effects so far are undone (except for the paid gas), as if the original call had never happened.

The most popular programming language for Ethereum smart contracts is Solidity [1]. Solidity follows largely an object-oriented paradigm, with fields and methods, called ‘state variables’ and ‘functions’, respectively. Each external user and each contract instance has a unique `address`. Each `address` owns Ether (possibly 0), can receive Ether, and send Ether to other addresses. For instance, `a.transfer(v)` transfers an amount v from the caller to a .

The current caller, and the amount sent with the call, are always available via `msg.sender` and `msg.value`, respectively. Only `payable` functions accept payments. Fields marked `public` are read-public, not write-public. Solidity also offers some cryptographic primitives, like `keccak256` for computing a crypto-hash. `require(b)` checks the Boolean expression b , and reverts the transaction if b is false.

Solidity further features programmable *modifiers*. The contract in Fig. 1 uses the modifiers `byOp`, `inState(s)`, and `noActiveBet`, whose implementation is omitted for brevity. These three modifiers expand to `require(b)`, where b is `msg.sender == operator`, `state == s`, and `state != BET_PLACED`, respectively.

2.2 Dynamic Condition Response Graphs

The core model of Dynamic Condition Response (DCR) Graphs defines a process model as a graph with nodes a set E of labeled events and directed edges defining constraints on and effects of the execution of events. Below, we define timed DCR Graphs with sub-processes and data obtained by combining the definition of timed DCR Graphs with data introduced in [17] and timed DCR Graphs with sub-processes introduced in [21]. We assume a set of expressions Exp_E , with $\text{BExp}_E \subseteq \text{Exp}_E$ being a subset of Boolean expressions and for every event $e \in E$ an expression $e \in \text{Exp}_E$. Let ω denote the natural numbers (including 0) and $\infty = \omega \cup \{\omega\}$, i. e., the natural numbers and number ω (infinity).

Definition 1. A timed DCR Graph with sub-processes, data, and roles G is given by a tuple $(E, sp, D, M, \rightarrow\bullet, \bullet\rightarrow, \bullet\rightarrow\times, \rightarrow\Diamond, \rightarrow+, \rightarrow\%, L, l)$ where

1. E is a finite set of events,
2. $sp \in E \rightarrow E$ is the sub-process function,
3. $D : E \rightarrow \text{Exp}_E \uplus \{?\}$ defines an event as either a computation event with expression $d \in \text{Exp}_E$ or an input event $?$,
4. $M = (\text{Ex}, \text{Re}, \text{In}, \text{Va}) \in ((E \rightarrow \omega) \times (E \rightarrow \infty) \times \mathcal{P}(E) \times (E \rightarrow V))$ is the timed marking with data,
5. $\rightarrow\bullet \subseteq E \times \omega \times \text{BExp}_E \times E$, is the guarded timed condition relation,
6. $\bullet\rightarrow \subseteq E \times \infty \times \text{BExp}_E \times E$, is the guarded timed response relation,
7. $\bullet\rightarrow\times, \rightarrow\Diamond, \rightarrow+, \rightarrow\% \subseteq E \times \text{BExp}_E \times E$ are the guarded cancel, milestone, include and exclude relations, respectively,
8. $L = \mathcal{P}(R) \times A$ is the set of labels, with R and A sets of roles and actions,
9. $l : E \rightarrow L$ is a labelling function between events and labels.

If $sp(e) = e'$, e' is a sub-process event containing e . The sub-process containment relation is acyclic, i. e., sp^+ must be irreflexive. The marking $M = (\text{Ex}, \text{Re}, \text{In}, \text{Va})$ defines the state of the process and consists of three partial functions and a set of events. $\text{Ex}(e)$, if defined, yields the time since event e was last **Executed**. $\text{Re}(e)$, if defined, yields the deadline for when the event is **Required** to happen (if it is included). The set In is the currently **Included** events. Finally, $\text{Va}(e)$, if defined, is the current value of an event. For $d \in \text{Exp}_E$, let $[[d]]_M$ be the evaluation relation relative to the marking M , where $[[e]]_M = v$ if $\text{Ex}(e) = (n, v)$.

Consider as an example, the DCR graph in Fig. 3. It consists of three events, i. e., $E = \{\text{commit}, \text{reveal}, \text{revealtransaction}\}$. We have $sp(\text{reveal}) = \text{revealtransaction}$, i. e., revealtransaction is a sub-process event containing the event reveal . The events $\text{commit}, \text{reveal}$ are input events, i. e., $D(\text{commit}) = D(\text{reveal}) = ?$.

Enabledness. The condition $\rightarrow\bullet$ and milestone $\rightarrow\Diamond$ relations constrain the enabling of events, i. e., determine when events can be executed. Informally, a condition $e' \rightarrow\bullet e$ means that e' must have been executed at least once or currently be excluded for e to be enabled. A milestone $e' \rightarrow\Diamond e$ means that e' must not be pending or must currently be excluded, for e to be enabled. Formally, an event e

is enabled in marking $M = (\text{Ex}, \text{Re}, \text{In}, \text{Va})$ and can be executed by role $r \in R$, if $l(e) = (R', a)$ for $r \in R'$ and (1) e is included: $e \in \text{In}$, (2) all conditions for the event are met: $\forall e' \in E. (e', k, d, e) \in \rightarrow_{\bullet}. (e' \in \text{In} \wedge [[d]]_M) \implies \text{Ex}(e') \geq k$ and (3) all milestones for the event are met: $\forall e' \in E. (e', k, d, e) \in \rightarrow_{\diamond}. (e' \in \text{In} \wedge [[d]]_M) \implies \text{Re}(e')$ is undefined and (4) e is not contained in a sub-process event or $sp(e)$ is enabled and can be executed by role r . In the DCR graph in Fig. 3, the only enabled event is the event **commit**. It is enabled because it is included and has no conditions or milestone relations pointing to it. The other events are blocked by the condition relation from **commit** to **revealtransaction**.

Execution. If an event e is executed in marking $M = (\text{Ex}, \text{Re}, \text{In}, \text{Va})$, the marking is updated to a marking $M' = (\text{Ex}', \text{Re}', \text{In}', \text{Va}')$ reflecting the new state. The update is determined by the response, include and exclude relations, as well as the computation expressions assigned to events. The execution semantics of DCR Graphs with sub-processes is a bit more complicated than classical, flat DCR Graphs, because the execution of an event e can trigger the execution of a sub-process event e' containing e , which again can trigger the execution of a sub-process event e'' containing e' , and so on. This cascading sequence of executions is finite since a DCR graph has finitely many events, and thus sub-processes cannot be infinitely nested. Intuitively, a sub-process event e gets executed if one of its immediate sub-events e' , i. e., $sp(e') = e$, is executed. All such immediate sub-events of e after the execution of e' are either not included or not pending, in which case the sub-process is referred to as accepting [17, 21].

3 Smart Contract Design Patterns as DCR Graphs

We categorize all gathered smart contract design patterns that are related to the business process of the contract into the following categories:

1. **Pure time-based constraints:** Time-based patterns impose constraints on when activities can be performed. These constraints may include deadlines, delays, or the need for adaptive behavior.
2. **Roles and access control:** Role-based access control [23] restricts access to given functions to predefined roles.
3. **Action dependencies and contract staging:** A business process may impose an order on any pair of activities.
4. **Structural patterns:** These impose a certain structure on the contract business process (and the implementation as a result). These patterns are created by combining other design patterns.

Note that many patterns combine aspects of different aforementioned categories; Fig. 2 depicts a classification of 20 design patterns we have identified. We elucidate these patterns further below. Also, we describe DCR graphs for selected design patterns here. (The others are available on GitHub⁵). Table 1 gives an overview of references of the design patterns, libraries that implement them, and the respective DCR models, as well as patterns where DCR graphs are not suitable.

⁵ <https://github.com/mojtaba-eshghie/SolidityDesignPatternsDCRGraph/>

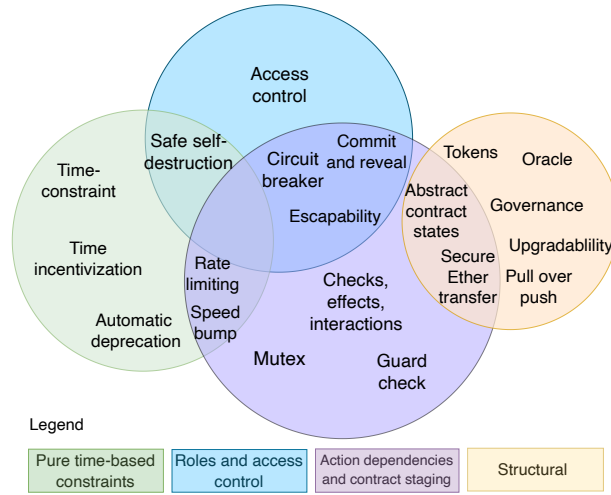


Fig. 2. Classification of smart contract design patterns concerning their underlying business processes and the overlap between classes

3.1. Time constraint. In multi-stage business processes, code execution must adhere to specific stages. This can be achieved through time-based or action-based dependencies. The former denotes stages solely based on elapsed time [3]. Complex time constraints enable or disable parts of a function based on a certain (relative) time or stage of the execution; i. e., the success of a function call depends on the time (block number) or contract state. This pattern prohibits calling a function until a specific time (block number) is reached on the blockchain, represented by a delayed condition relation in DCR graphs. The simplest form of this pattern is modeled directly. Modeling more complex time constraints where only part of a function should be executed or blocked based on time is challenging and may require multiple guard conditions in DCR graphs. One approach is to interpret Solidity’s `require` statements as guard conditions in DCR graphs, connecting multiple activities to shape the business logic.

3.2. Time Incentivisation. In Ethereum, smart contracts work as a reactive system where specific function calls execute transactions. There are scenarios where certain actions should be performed at a specific time or when a specific condition is fulfilled. A lack of action may prevent progress, opening up adversarial behavior (e. g., the eternal locking of assets). The purpose of the *time incentivization* pattern is to motivate parties to cooperate even in the existence of conflicting interests. The incentivization is typically done by stipulating a deadline before which an actor shall make a move. The actor that misses the deadline can afterwards be punished by other actors, e. g., by forfeiting the bets, as modeled in the Casino contract (see §4).

3.3. Automatic Deprecation. Automatic deprecation is the opposite of a time constraint, stipulating a deprecation time (block number) after which

Table 1. Smart contract design patterns and their respective DCR graph models.

Design Pattern	Libraries	DCR Model
Business Process Level Patterns		
Time constraint [3]	[22]	GitHub, §3.1
Time incentivizing	—	GitHub, §3.2, §4
Automatic deprecation [29]	—	GitHub, §3.3
Rate limiting [27]	[7]	GitHub, §3.4
Speed bump [27]	[7]	GitHub, §3.5
Safe self-destruction [3, 29]	[22]	GitHub, §3.6
Ownership / Authorization / Access Control [3, 13, 29]	[22, 25]	GitHub, §3.7, §4
Commit and reveal [29]	—	GitHub, §3.8, §4
Circuit breaker / Emergency stop [27]	—	GitHub, §3.9
Escapability	[14]	GitHub, §3.10
Checks, effects, interactions [13, 27]	—	GitHub, §3.11
Mutex [27]	[22]	GitHub, §3.12
Guard check [13]	[12]	GitHub, §3.13
Abstract contract states [29]	[22]	GitHub, §3.14, §4
Secure Ether transfer [13]	—	GitHub, §3.15
Oracle [3, 29]	—	GitHub, §3.16
Token [3]	[22]	GitHub, §3.17
Pull over push [29]	[22]	GitHub, §3.18
Upgradability [20, 29]	[22]	GitHub, §3.19
Governance [3, 19]	[4, 6, 22]	GitHub, §3.20
Low-level Implementation-Specific Patterns		
Randomness [3, 13]	—	✗
Safe math operations [3]	[22]	✗
Variable Packing [13, 20]	[22]	✗
Avoiding on-chain data storage [20]	[22]	✗
Freeing storage [20]	—	✗

a function is not executable anymore [29]. In Solidity code, such functions are typically enabled by a *require* statement checking at the function entry point against the expiration. This means that a smart contract function can be called and reverted, which is different from DCR model semantics where an activity is enabled only if it will successfully execute. Still, there are two ways to model automatic deprecation in DCR Graphs: (1) The deprecation condition is checked as a guard condition on a red exclusion arrow from another activity to the target activity subject to deprecation. (2) The activity subject to deprecation is grouped in a wrapper (subprocess in DCR). The wrapper draws an inclusion (green) arrow to the target activity with the guard condition checking the deprecation time. The latter has the advantage of letting us map *public/external* Solidity functions to activities in DCR model, while the former is more intuitive from a business process modeling perspective.

3.4. Rate Limitation. Rate limitation imposes a limit on the number of successful function calls by a participating user during a specific time period [7]. The time period typically starts when the contract is deployed. At each request, it is checked whether the request is within the limits of the total amount of assets that can be withdrawn (or the number of any sensitive actions). This pattern involves limiting the number of times as well as other attributes of a function call during a specific time period. The model consists of two main DCR components, one of which is the sensitive activity (modeled as a sub-process), and the other manages to update the end of the current period.

3.5. Timed Temporal Constraint (Speed Bump). A *speed bump* is used to slow down critical operations such as the withdrawal of assets, authorization of significant actions, etc. [7]. It imposes a temporal barrier that gives enough time to a monitoring system to detect a problematic activity and mitigate it. This pattern is a specialized form of time constraint pattern where the participating user can only execute an action after a predefined time period has passed (after the point the action request is registered) and thus imposes a wait time before an action can be executed. The wait time is modeled using a *delay* on a condition arrow from the activity requesting the specified action to the actual action.

3.6. Safe Self-Destruction. It is possible to define a function in Solidity that uses `selfdestruct(address target)` to destroy the contract intentionally and send all Ether in the contract account to the target. Safe self-destruction is about limiting the execution of the function to specific roles such as the administrator or contract deployer [3, 29]. The simplest way to achieve this is to refine the access control pattern (§3.7). However, guard check and time constraint patterns (§3.13 and §3.1) can also (or in addition) be used to ensure safety.

3.7. Access Control. Access control restricts access to desired functions to only a subset of accounts calling them [3, 13, 29]. A common instance of this pattern is to initialize a variable *owner* to the contract deployer, and only allow this account successfully call certain functions. Here, we can nicely exploit that access control is built into DCR graphs as first-class citizens, in form of roles assigned to activities. Each activity in a DCR model can be limited to one or more specific roles. In simpler scenarios, roles are assigned statically to accounts when a contract is deployed on the blockchain. In general, however, access rights can be assigned dynamically. DCR graphs support this using *activity effects* from an external database source. This feature allows changing the roles of activities as a result of an activity being executed.

3.8. Commit and Reveal. In a public permissionless blockchain platform such as Ethereum, transaction data is public [29]. Therefore, if a secret is sent along with a transaction request, participants in the blockchain consensus protocol can see the secret value. On the other hand, the party holding the secret should commit to it before other parties act, so the secret cannot be changed after the fact. The Commit and Reveal pattern addresses this problem and works in two phases. In Phase 1, a piece of data is submitted that depends on the secret (which itself is not yet submitted). Often, that data is the crypto-hash of the secret, such that the secret cannot be reconstructed. Phase 2 is the submission (and reveal) of the secret itself. We use a combination of condition, milestone and response relations to enforce the ordering of actions in the Commit and Reveal pattern in Fig. 3. Here, the activity *reveal* is blocked initially by the condition relation from *commit* to *reveal*, and is enabled once a user commits. The *commit* makes *reveal* pending (by the blue response relation arrow). Finally, the milestone relation from the pending *reveal* to *commit* means that unless a reveal happens, no other *commit* is possible. The decision is then made using the *Decide* activity based committed and revealed values.

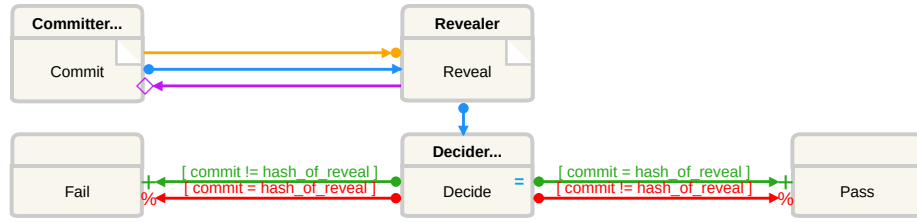


Fig. 3. Commit and reveal design pattern

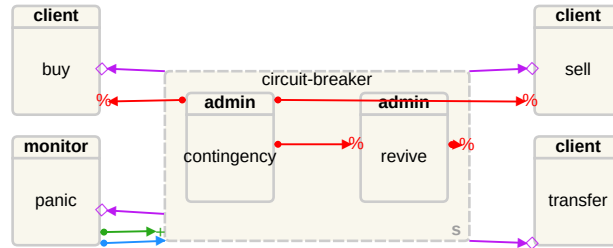


Fig. 4. Circuit breaker design pattern DCR model

3.9. Circuit Breaker (Emergency Stop). Smart contracts are designed to run autonomously on blockchain platforms. However, there is no built-in mechanism to stop their execution without modifying the contract code. The Circuit Breaker pattern enables the contract owner to temporarily halt the contract's normal operations until a manual or automatic investigation is performed [27]. To model this design pattern, we categorize activities into two subsets: activities that are available in the normal execution of the contract and those that are only available when the circuit breaker is triggered. There is a milestone relationship between circuit breaker grouping and all other DCR nodes. The existence of this milestone helps to disable execution of all of these activities by just making the circuit breaker pending. In Fig. 4, the activity *panic* executed by the *monitor* role makes the circuit breaker pending. This means unless one activity in the circuit breaker group is executed, none of the *buy*, *sell*, *transfer*, and *panic* activities are executable. Our version of the circuit breaker lets a manual inspector decide to either *enable* transferring of assets to another address as a contingency plan (*contingency*) or resume the normal functionality (*revive*).

3.10. Escapability. There have been cases where a vulnerability in the contract triggered by a certain transaction lead to all the funds (sometimes worth millions of dollars) being locked in the smart contract [16]. In situations like this, the logic of the smart contract prevents the funds from being withdrawn. To mitigate the harm of such vulnerabilities, a smart contract can contain a function whose logic is independent on the main contract logic; when triggered, it can potentially disable all or a subset of functions and withdraw all assets in the contract to a certain address. This new address can be the upgraded version of

the contract that contains a patch for the vulnerability. Escapability is arguably a specialized subset of the circuit breaker. The main difference lies in the escapable pattern of directly transferring funds or assets to another address (*secure hatch*) without further interaction. The *escape* activity is only callable by the authorized role and disables all other activities in the contract.

3.11. Checks, Effects, Interactions. This pattern is concerned with the order of certain activities, especially when interactions with other contracts (external calls) happen [13, 27]. External calls can be risky, in particular as call targets can not necessarily be trusted. One risk is that the called contract calls back into the calling contract, before returning, purposefully abusing the calling contract’s logic [11]. To prevent such exploits, the caller first performs *checks* on its bookkeeping variables (variables keeping the balance of tokens, assets, etc.). Then, it modifies these bookkeeping variables based on the business logic (*effects*). Lastly, there will be *interactions* with (i.e., calls to) other contracts. In DCR graphs, we can specify this strict ordering via inclusion/exclusion relations among the respective activities.

3.12. Mutex. This pattern prevents accessing a resource twice in the same transaction, by obtaining and releasing a lock prior to and after executing the contract function [27]. Mutual exclusion (mutex) limits the size of call stack (filtered by functions of the current contract) to one within the same transaction. One typical usage of mutex is to prevent a class of vulnerabilities called *reentrancy* where the same caller calls into the same function over and over in the same transaction. To prevent this, a lock has to be acquired by the caller each time a call a critical function is made.

3.13. Guard Check. A guard check validates user inputs and performs checks on bookkeeping variables and invariants before the execution of the function body (mainly as a *require* statement) [12]. This pattern is often applied using function modifiers and represented using guard conditions on DCR relations.

3.14. Abstract Contract States. In most processes, there is an action dependency that imposes a partial order on action executions. The smart contract has to adhere to this order, as shown in detail in the casino contract (§4). The abstract contract states is a design pattern that uses an enumeration type to mimic a finite state automaton [29]. The state transitions of this FSA modify the set of executable functions, establishing a partial order among action executions. This pattern reflects dependencies (partial ordering of actions) in the business process. These partial orderings can be modeled using inclusion/exclusion, conditions, and milestone relations in DCR graphs. If the ordering between activities does not matter, no arrows are required. Therefore, using DCR graphs as a modeling mechanism can make contract states obsolete *on the modeling level*. (States may still appear in the implementation.) If there is a strong reason for modeling the abstract contract states instead of the action dependencies they imply, it is still possible to model the finite state automaton using DCR graphs. This is done by grouping activities of the same state into the same group in DCR graphs and using arrows between state groupings to reflect state transitions of the system.

3.15. Secure Ether Transfer. This structural design pattern imposes a design choice between various ways of sending Ether from one contract to the other (via *send*, *transfer*, or *call*) [13]. Using each of them requires a distinct way of ensuring the target contract cannot harm the contract sending Ether. As a structural design pattern, Secure Ether Transfer imposes certain guard checks, mutual exclusions, and ordering of actions to ensure an external call (especially to transfer Ether) is not exploitable by a malicious party. Therefore, this pattern can be represented in DCR graphs as action dependency relations in combination with the guard check (§3.13) and mutex (§3.12) design patterns.

3.16. Oracle. Oracles enable smart contracts to incorporate off-chain data in their execution and push information from a blockchain to external systems [3, 29]. The oracle pattern employs an external call to another *service smart contract* (data source) to register the request for off-chain data. This registration call information should also be kept in bookkeeping variables inside the contract itself. When the data is ready in the service contract, it will inform the main contract about the result by calling a specific *callback* function. At its simplest form, the oracle pattern can be represented using activities, roles, and inclusion/exclusion to show the activity order between calling an oracle and waiting for the oracle to call a callback function in the smart contract. To model this, the callback function of the smart contract is excluded by default and is included when the smart contract calls an oracle. Moreover, as the usage of multiple data sources for the quorum formation is normal in oracles, individual independent sub-queries to different data sources have to be modeled. This is possible via a *spawning* arrow that creates a distinct *subgraph* and its activities. Each *subgraph* is independent of the others spawned and represents the outcome of a single sub-query.

3.17. Token Design Patterns. Tokens represent assets, their behavior, and manageability [3]. Ethereum smart contracts and token standards (such as ERC-20, ERC-721, and ERC-777) enable developers to use tokens according to their requirements. DCR graphs can model both tokens and their interacting contracts. For instance, ERC-20 mostly involves using inclusion/exclusion arrows to model the partial ordering of activities (transferFrom, approve, etc.). Tokens and contracts that use them might involve several other design patterns (most notably §3.4, §3.5, §3.18, and §3.15). Most of these pattern models can be composed in the new token specification or token usage contract specification. This composability reduces the complexity of modelling contracts with structural design patterns such as the ones involving tokens.

3.18. Pull Over Push. A contract might need to send a token or Ether to one or more accounts. The “pull over push” pattern discourages pushing tokens or Ether to the destination. Rather, it encourages exposing a *withdraw* function that those specific accounts can call [29]. This inclination towards pull is based on the fact that when sending Ether or tokens via any external call (even when adhering to patterns such as §3.15), the receiver may act unexpectedly before returning control. We model this pattern in a DCR graph by having an extra activity for the *withdraw* functionality.

3.19. Upgradability. The upgradability design pattern consists of several contracts that enable easy upgrading of immutable smart contracts [20, 29]. This design pattern consists of up to five subpatterns, which we do not classify as stand-alone patterns. (1) The proxy subpattern keeps addresses of referred contracts (2) The data segregation subpattern separates the logic and data layers by storing data in a separate smart contract (3) The satellite pattern outsources functional units to separate satellite contracts and stores their addresses in a base contract allowing the replacement of their functionality. (4) The register contract tracks different versions of a contract and points to the latest one. (5) While keeping the old contract address, the relay pattern uses a proxy contract to forward calls and data to the newest contract version [29]

This pattern consists of several subpatterns that can be represented using DCR relations and a combination of other DCR model patterns in this work.

3.20. Governance. On-chain governance is a crucial component of decentralized protocols, allowing for decision-making on parameter changes, upgrades, and management [3, 19]. A popular example of on-chain governance is the Compound protocol [6]. This design pattern is the result of multiple design patterns from different domains, namely, role-based access control (§3.7), timed temporal constraint (§3.5), token (§3.17), as well as upgrade patterns (§3.19).

4 Modeling A Casino Smart Contract

As an example for how DCR modelled patterns come into play when modelling a concrete smart contract scenario, we present a simple casino contract [10]⁶. It uses four design patterns identified in Table 1: time incentivization, role-based access control, commit and reveal, and abstract contract states. This endeavour helps us understand how utilizing and combining the DCR model of several design patterns into one model captures the intended smart contract design.

Since smart contracts are reactive, certain functionalities, including penalties, are not automatically executable unless an interaction in the form of a transaction happens. The concept of time is helpful to provide a penalty as an alteration of the executable functions (changing states as described in §3.14).

The casino has two explicitly declared roles, *operator* and *player*. It also contains three abstract states (see §3.14): *IDLE*, *GAME_AVAILABLE*, and *BET_PLACED*. Three modifiers check the preconditions of each function based on the roles and the state the contract is in.

Fig. 5 shows the DCR model of this contract. The activities all reflect functions of the same name, except subprocess *casino*, which everything is grouped under. This subprocess reflects the behavior of the deployed contract, which includes a suicidal *closeCasino* function that *selfdestructs*, shown by a red arrow from *closeCasino* to the subprocess in Fig. 5. Without a subprocess, a red exclusion arrow would have gone from *closeCasino* to all other activities, which is visually unappealing. Furthermore, we did not model the actual states of the contract, instead choosing to order the activities by inclusion and exclusion arrows.

⁶ The scenario was originally provided by Gordon Pace.

When the casino contract is deployed, it is in the *IDLE* abstract state. It is possible to create a game, add to the pot, remove from it, or self-destruct. Creating a game will change the abstract state to *GAME_AVAILABLE*, which enables anyone in the Ethereum network to place a bet and take the role of the player (as a result). The function *decideBet* checks if the player is the winner by comparing the guess with the secret number. This gives both the player and the operator a 50% chance of winning the game. In the model, a blue arrow from *placeBet* to *decideBet* emphasizes that *decideBet* has to execute at some point and should not block the game from continuing. However, since continuing the game at this point depends on the operator to make a certain transaction, it is possible for a malicious operator, or buggy reverted *decideBet* function to lock the funds the player puts in the game. Furthermore, after a player places the bet, the operator should not be able to change the actual secret stored. Therefore, three additional patterns are used to provide the following functionality:

- A time incentivization pattern (§3.2) ensures that continuing the game is the favorable option for the casino operator. Fig. 5 shows the required mechanism where *timeoutBet* becomes available with a desirable delay (here *P1D*, one day) to provide the player with an option when the operator is unable or unwilling to make a transaction to *decideBet*. Calling this function after the timeout will guarantee that player wins the game and motivates the operator to decide the game in time.
- A commit and reveal pattern (§3.8) is used to ensure when operator *createGame* is called, the operator commits to a secret without sending it. The revealing phase of this pattern is performed in *decideBet*, where the secret is submitted, checked, and compared to the player’s guess.
- Role-based access control pattern (§3.7) to confine *player* and *operator* roles to their respective activities.

To *verify* that the implementation of the Casino contract adheres to the model, we have implemented a run-time monitoring tool [10]. The tool captures transactions from the Ethereum client and executes an instance of the DCR graph model in tandem. For each Ethereum transaction, we also check if the DCR graph model permits a corresponding action in the model. If this is not the case, the tool reports a violation.

5 Related Work

Order of Actions. Business processes might require the logic to be spread across multiple transactions. In the smart contract context, this often manifests in that one function depends on results earlier computed by other functions [24]. This dependence may cause the outcome of in smart contracts to depend on the exact scheduling of transactions. Because miners decide this ordering through consensus, it is non-deterministic.

The work by Sergey and Hobor [24] compares the execution model of smart contract transactions with the concurrent execution of multiple threads in multi-threaded execution environments. Reentrancy vulnerabilities can be analyzed and

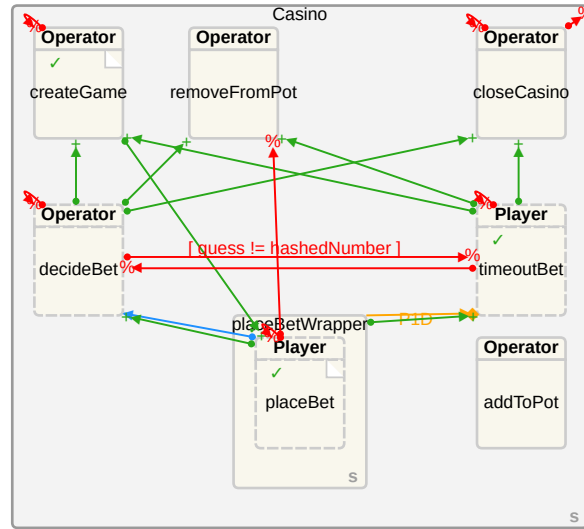


Fig. 5. Casino contract model.

prevented using the mutex pattern. A different approach to the same problem is an analysis of commutativity and non-commutativity conditions, which can generate exploit interleavings [2]. Apart from abusing the order of actions, it is also possible to exploit the ordering of transaction execution to benefit from parallelized execution. Dickerson et al. [8] identify the serializable transactions per block in the Ethereum network.

Our modeling approach does not discern between block-wise transaction concurrency or the same-transaction function calls concurrency. Therefore, we can specify a smart contract from a business process perspective, hiding technical details while providing a witness for the sound execution of a process by simulating the visual model. This sound simulation can then be used to implement the correct interleaving of actions by checking preconditions.

Automata Ordering restrictions of actions or events are often modelled (and analysed) using *finite state automata* or extensions thereof. This has also been done for modelling and analysing smart contracts. For instance in [9], extended finite automata are used to specify (un)wanted behavior of Ethereum smart contracts, and to automatically instrument the code for runtime verification of the specification. From the modelling perspective, automata and DCR graphs have different trade-offs. For instance, in a scenario where most of the actions are disabled most of the time, that would result in many transitions to a “bad state” in [9], whereas it would be more neatly described with DCR graphs.

Patterns. Transactions and their dependencies can be expressed as a graph [5]. In that work, Chen et al. use graph analysis to mine money transfer, smart contract

creation, and smart contract invocation data from the transaction history and use graph metrics to infer potential security problems. Unlike in our work, these patterns are statistical and correlate with potential vulnerabilities but do not precisely capture properties.

General patterns can also be derived from the fact that smart contract function invocations are transactional and thus are not supposed to create or destroy funds that exist in the overall environment (the smart contract itself and the sum of all the assets of all users) [26]. This fact gives rise to general properties that hold over all smart contracts. However, more specific features of smart contracts cannot be expressed generally.

More specific properties and patterns can be expressed in terms of access control [18] or finite-state machines [15]. To our knowledge, our work is the first one that systematically applies a combination of these two aspects to smart contracts in terms of general and reusable patterns.

6 Conclusion and Future Work

Smart contracts are critical yet complex pieces of software that encode business processes in an executable form on a blockchain. We collected 20 smart contract design patterns that decompose complex smart contracts into smaller reusable components, making it easier to reason about them. DCR graphs are an ideal way to formally model the semantics of these patterns, supporting the concepts of time, data, and sub-processes.

Promising applications of our DCR graph models include a detailed formal specification of smart contracts and the usage of their models in monitoring and conformance testing.

References

1. Solidity documentation (2023), <https://docs.soliditylang.org/en/latest/>
2. Bansal, K., Koskinen, E., Tripp, O.: Automatic generation of precise and useful commutativity conditions (2018)
3. Bartoletti, M., Pompianu, L.: An Empirical Analysis of Smart Contracts: Platforms, Applications, and Design Patterns. In: Financial Cryptography and Data Security. pp. 494–509. LNCS, Springer, Cham (2017)
4. ChainSafe: chainbridge-solidity (2022), <https://github.com/ChainSafe/chainbridge-solidity>, original-date: 2020-03-25T14:35:06Z
5. Chen, T., Li, Z., Zhu, Y., Chen, J., Luo, X., Lui, J.C.S., Lin, X., Zhang, X.: Understanding Ethereum via graph analysis. ACM TOIT **20**(2), 1–32 (2020)
6. Compound: Compound v2 | Governance, <https://docs.compound.finance/v2/governance/>
7. Consensys: Ethereum Smart Contract Best Practices, <https://consensys.github.io/smart-contract-best-practices/development-recommendations/precautions/>
8. Dickerson, T., Gazzillo, P., Herlihy, M., Koskinen, E.: Adding Concurrency to Smart Contracts. In: PODC. pp. 303–312. ACM (2017)

9. Ellul, J., Pace, G.J.: Runtime Verification of Ethereum Smart Contracts. In: 2018 14th European Dependable Computing Conference (EDCC). IEEE (2018). <https://doi.org/10.1109/EDCC.2018.00036>
10. Eshghie, M.: mojtaba-eshghie/CLawK (Dec 2022), <https://github.com/mojtaba-eshghie/CLawK/blob/925bf9c9afe344c763963e0e40098c66420d1d6a/server/monitor/contracts/source/Casino.sol>
11. Eshghie, M., Artho, C., Gurov, D.: Dynamic Vulnerability Detection on Smart Contracts Using Machine Learning. In: EASE 2021. pp. 305–312. ACM (2021)
12. etherscan.io: HODLIT | Address 0x24021d38DB53A938446eCB0a31B1267764d9d63D, <http://etherscan.io/address/0x24021d38DB53A938446eCB0a31B1267764d9d63D>
13. Fravoll: Solidity Patterns, <https://fravoll.github.io/solidity-patterns/>
14. giveth.io: common-contract-deps (May 2021), <https://github.com/Giveth/common-contract-deps/blob/094d36028eab30444314395016817735e57e9d77/contracts/Escapable.sol>
15. Guth, F., Wüstholtz, V., Christakis, M., Müller, P.: Specification mining for smart contracts with automatic abstraction tuning. arXiv:1807.07822 (2018)
16. Explained: The Akutars NFT Incident (April 2022) - Halborn Blockchain Security Firm: Ethical Hackers, Infosec & Pen Tests}, <https://halborn.com/blog/post/explained-the-akutars-nft-incident-april-2022>
17. Hildebrandt, T.T., Normann, H., Marquard, M., Debois, S., Slaats, T.: Decision modelling in timed dynamic condition response graphs with data. In: Business Process Management Workshops. pp. 362–374. Springer, Cham (2022)
18. Liu, Y., Li, Y., Lin, S.W., Artho, C.: Finding permission bugs in smart contracts with role mining. In: SIGSOFT ISSA 2022. p. 716–727. ACM (2022)
19. Liu, Y., Lu, Q., Zhu, L., Paik, H.Y., Staples, M.: A systematic literature review on blockchain governance. *Journal of Systems and Software* **197** (2023)
20. Marchesi, L., Marchesi, M., Destefanis, G., Barabino, G., Tigano, D.: Design Patterns for Gas Optimization in Ethereum. In: IEEE IWBOSE. pp. 9–15 (2020)
21. Normann, H., Debois, S., Slaats, T., Hildebrandt, T.T.: Zoom and enhance: Action refinement via subprocesses in timed declarative processes. In: BPM 2021. pp. 161–178. Springer, Cham (2021)
22. OpenZeppelin: OpenZeppelin Contracts, <https://github.com/OpenZeppelin/openzeppelin-contracts>
23. Sandhu, R.S.: Role-based access control. In: *Advances in Computers*, vol. 46, pp. 237–286. Elsevier (1998)
24. Sergey, I., Hobor, A.: A Concurrent Perspective on Smart Contracts (2017), <http://arxiv.org/abs/1702.05511>
25. Solidstate: SolidState Solidity (Feb 2023), https://github.com/solidstate-network/solidstate-solidity/blob/de7c9545ac015f42a03aa3a678000ec1ec4c14a4/contracts/access/access_control/AccessControl.sol
26. Wang, H., Liu, Y., Li, Y., Lin, S., Artho, C., Ma, L., Liu, Y.: Oracle-supported dynamic exploit generation for smart contracts. *IEEE Transactions on Dependable and Secure Computing* **19**(03), 1795–1809 (2022)
27. Wohrer, M., Zdun, U.: Smart contracts: security patterns in the Ethereum ecosystem and Solidity. In: IEEE IWBOSE. pp. 2–8 (2018)
28. Wood, G.: Ethereum: A secure decentralised generalised transaction ledger. *Ethereum Project Yellow Paper* **151**, 1–32 (2014)
29. Wöhrer, M., Zdun, U.: Design Patterns for Smart Contracts in the Ethereum Ecosystem. In: *iThings/GreenCom/CPSCom/SmartData*. pp. 1513–1520 (2018)