

Analysing Multiscale Clusterings with Persistent Homology

Dominik J. Schindler* and Mauricio Barahona†

Department of Mathematics, Imperial College London, UK

Abstract

In many applications in data clustering, it is desirable to find not just a single partition into clusters but a sequence of partitions describing the data at different scales (or levels of coarseness). A natural problem then is to analyse and compare the (not necessarily hierarchical) sequences of partitions that underpin multiscale descriptions of data. Here, we introduce the Multiscale Clustering Filtration (MCF), a well-defined and stable filtration of abstract simplicial complexes that encodes arbitrary patterns of cluster assignments across scales of increasing coarseness. We show that the zero-dimensional persistent homology of the MCF measures the degree of hierarchy in the sequence of partitions, and the higher-dimensional persistent homology tracks the emergence and resolution of conflicts between cluster assignments across the sequence of partitions. To broaden the theoretical foundations of the MCF, we also provide an equivalent construction via a nerve complex filtration, and we show that in the hierarchical case, the MCF reduces to a Vietoris-Rips filtration of an ultrametric space. We then use numerical experiments to illustrate how the MCF can serve to characterise multiscale clusterings of synthetic data from stochastic block models.

Keywords. Topological data analysis; persistent homology; multiscale clustering; non-hierarchical clustering; Sankey diagrams.

1 Introduction

Data clustering, whereby groups of similar data points are found in a dataset in an unsupervised manner, has found widespread applications across disciplines [28, 36, 46]. Often, a single partition of a dataset into clusters does not provide an appropriate description, specifically when the dataset has intrinsic structure at several levels of resolution (or coarseness) [19, 43, 41]. Examples include grouping cells into cell types and sub-types based on patterns of differential gene expression measured through single-cell transcriptomics [25]; extracting patterns in human mobility data at different spatial scales [45]; or finding groups of documents that fall under finer and broader thematic categories [2]. In such cases, it is desirable to find a sequence of partitions at multiple levels of resolution that captures different characteristics of the data. Classically, such descriptions have emerged through variants of hierarchical clustering [13, 14], yet imposing a strictly hierarchical structure can be restrictive in many applications. Therefore alternative formulations that generate (not necessarily hierarchical) sequences of partitions at different levels of resolution have been proposed, specifically in the graph partitioning literature [34, 19, 35, 43].

Given the description of a dataset in the form of a *multiscale clustering* consisting of a (non-hierarchical) sequence of partitions at different levels of resolution from fine to coarse (i.e., a Sankey diagram), a natural problem then is to analyse and characterise the sequence of partitions as a whole, and to compare such multiscale clusterings. Methods to analyse hierarchical sequences of partitions are well established in the literature; in particular, the correspondence between dendrograms and ultrametric spaces has proved useful for measuring the similarity of hierarchical sequences of partitions [13, 14]. In contrast, the study of non-hierarchical sequences of partitions, which correspond to general Sankey diagrams with (non-trivial) crossings, has received less attention.

Here, we address the characterisation of multiscale clusterings from the perspective of topological data analysis (TDA) [12, 21]. TDA allows us to take into account the whole sequence of partitions in an integrated manner. In particular, we use persistent homology (PH) [23, 39] to track the emergence and resolution of ‘conflicts’ in a non-hierarchical sequence of partitions. To do so, we introduce a well-defined and stable

*Corresponding author: dominik.schindler19@imperial.ac.uk, ORCID ID: 0000-0002-8728-9286

†Corresponding author: m.barahona@imperial.ac.uk, ORCID ID: 0000-0002-1089-5675

filtration of abstract simplicial complexes, called the *Multiscale Clustering Filtration* (MCF), which naturally encodes crossing patterns of cluster assignments in an arbitrary sequence of partitions. We then exploit some of the computable characteristics of the filtration to characterise multiscale clusterings. In particular, we show that: (i) the zero-dimensional PH of MCF measures the level of hierarchy of the sequence of partitions, and (ii) the birth and death times in the higher-dimensional PH correspond to the emergence and resolution of conflicts between cluster assignments in the sequence of partitions. Therefore the persistence diagram (PD) provides a concise summary of the whole sequence of partitions. Numerical experiments on models with planted structures (single scale and multiple scales, both hierarchical and non-hierarchical) show that the properties and structure of the PD serve to quantify the level of hierarchy and that the planted structure appears as robust partitions that resolve many conflicts. To broaden the theoretical foundations of the MCF, we also provide an equivalent construction via a nerve complex filtration, which can be advantageous for particular datasets. Finally, we show that for a hierarchical sequence of partitions, the MCF reduces to a Vietoris-Rips (VR) filtration of an ultrametric space.

2 Theoretical background

2.1 Multiscale clustering

We first provide basic definitions and facts about partitions of finite sets drawn from the combinatorics literature [10, 49] and then introduce the (multiscale) clustering task in unsupervised machine learning.

Partitions of a set, refinement, hierarchy A *partition* \mathcal{P} of a finite set X is a collection of $c = \#\mathcal{P}$ non-empty and pairwise disjoint subsets C_1, \dots, C_c of X whose union is X , and we write $\mathcal{P} = \{C_1, \dots, C_c\}$. The subsets C_1, \dots, C_c are called the *clusters* of the partition and $\#C_i$ is the size of cluster C_i . The partition \mathcal{P} induces an equivalence relation $\sim_{\mathcal{P}}$ on X , where $x \sim_{\mathcal{P}} y$ if $x, y \in X$ are in the same cluster of the partition and so the equivalence classes of $\sim_{\mathcal{P}}$ are the clusters C_1, \dots, C_c . Let Π_X denote the set of all partitions of X . We say that $\mathcal{P} \in \Pi_X$ is a *refinement* of $\mathcal{Q} \in \Pi_X$ denoted by $\mathcal{P} \leq \mathcal{Q}$ if every cluster in \mathcal{P} is contained in a cluster of \mathcal{Q} . This makes (Π_X, \leq) a finite partially ordered set (*poset*). A finite sequence of M partitions $(\mathcal{P}^1, \dots, \mathcal{P}^M)$ in Π_X , denoted by $(\mathcal{P}^m)_{m \leq M}$, is called *hierarchical* if $\mathcal{P}^1 \leq \dots \leq \mathcal{P}^M$, and *non-hierarchical* otherwise. Given such a sequence, we denote for each $m \leq M$ the equivalence relation $\sim_{\mathcal{P}^m}$ simply by \sim_m .

Multiscale clustering In unsupervised learning, the task of (*hard*) *clustering* consists of grouping data points into clusters to obtain a partition of the dataset, \mathcal{P} , in the absence of ground truth labels. There is an abundance of clustering algorithms based on different heuristics [28, 36, 44]. We call *multiscale clustering* the task of obtaining a sequence of partitions $(\mathcal{P}^m)_{m \leq M}$ of the set X (rather than only a single partition). The sequence of partitions can be represented through a continuous *scale* or *resolution* function $\theta : [t_1, \infty) \rightarrow \Pi_X$ so that any scale $t \geq t_1$ is assigned a partition $\theta(t)$. The function θ is piecewise-constant as given by a finite set of *critical values* $t_1 < t_2 < \dots < t_M \in \mathbb{R}$ such that

$$\theta(t) = \begin{cases} \mathcal{P}^{t_i} & t_i \leq t < t_{i+1}, \\ \mathcal{P}^{t_M} & t_M \leq t. \end{cases} \quad (1)$$

If $x, y \in X$ are part of the same cluster in $\theta(t)$ we write $x \sim_t y$. Classical methods that can lead to multiscale clusterings are variants of *hierarchical clustering*, where the hierarchical sequence is indexed by t corresponding to the *height* in the associated *dendrogram* [13, 14]. Alternatively, in the graph partitioning literature, *Markov Stability* (MS) [34, 19, 35, 43] leads to a non-hierarchical sequence of partitions indexed by a scale t corresponding to the *Markov time* of a random walk used to reveal the multiscale structure in a given graph. Non-hierarchical sequences of partitions are naturally represented by *Sankey diagrams*, which allow for (non-trivial) crossings [52], see Section A for more details. Similar to the hierarchical case, where $\theta(s) \leq \theta(t)$ for $s \leq t$, scale t plays the role of a “coarsening parameter” in non-hierarchical multiscale clustering, i.e., partitions $\theta(t)$ tend to get coarser with increasing t .

2.2 Persistent homology

Persistent homology (PH) reveals emergent topological properties of point cloud data (connectedness, holes, voids, etc.) in a robust manner by defining a filtered simplicial complex of the data and computing simplicial homology groups at different scales to track persistent topological features [23]. Here we provide a summary of key concepts of PH —for detailed definitions see [23, 39, 53, 22, 21, 22].

Simplicial complex Given a finite set of data points, or *vertices*, V , a *simplicial complex* K is a subset of the power set 2^V (without the empty set) that is closed under the operation of building subsets. Its elements $\sigma \in K$ are called *abstract simplices* and for a subset $\tau \subset \sigma$ we thus have $\tau \in K$ and τ is called a *face* of σ . One example of a simplicial complex defined on the vertices V is the *solid simplex* ΔV given by all non-empty subsets of V . Moreover, the *link* $\text{Lk}\tau$ of a simplex $\tau \in K$ is defined as the simplicial complex $\text{Lk}\tau := \{\sigma \in K \mid \sigma \cap \tau = \emptyset, \sigma \cup \tau \in K\}$. A simplex $\sigma \in K$ is called k -dimensional if the cardinality of σ is $k + 1$ and the subset of k -dimensional simplices is denoted by $K_k \subset K$. The dimension $\dim(K)$ of the complex K is defined as the maximal dimension of its simplices.

Simplicial homology For an arbitrary field \mathbb{F} (usually a finite field \mathbb{Z}_p for a prime number $p \in \mathbb{N}$) and for all dimensions $k \in \{0, 1, \dots, \dim(K)\}$ we define the \mathbb{F} -vector space $C_k(K)$ with basis vectors given by K_k . The elements $c_k \in C_k(K)$ are called k -chains and can be represented by a formal sum $c_k = \sum_{\sigma \in K_k} a_\sigma \sigma$ with coefficients $a_\sigma \in \mathbb{F}$. After fixing a total order on the set of vertices V , we can define the so-called *boundary operator* as a linear map $\partial_k : C_k \rightarrow C_{k-1}$ through its operation on the basis vectors $\sigma = [v_0, v_1, \dots, v_k] \in K_k$ given by the alternating sum $\partial_k(\sigma) = \sum_{i=0}^k (-1)^i [v_0, v_1, \dots, \hat{v}_i, \dots, v_k]$, where \hat{v}_i indicates that vertex v_i is deleted from the simplex. It is easy to show that the boundary operator fulfils the property $\partial_k \circ \partial_{k+1} = 0$, or equivalently, $\text{im}\partial_{k+1} \subset \ker\partial_k$. Hence, the boundary operator connects the vector spaces C_k for $k \in \{0, 1, \dots, \dim(K)\}$ in a sequence of vector spaces and linear maps $\dots \xrightarrow{\partial_{k+1}} C_k \xrightarrow{\partial_k} C_{k-1} \xrightarrow{\partial_{k-1}} \dots \xrightarrow{\partial_2} C_1 \xrightarrow{\partial_1} C_0 \xrightarrow{\partial_0} 0$, which is called a *chain complex*. The elements in the *cycle group* $Z_k := \ker\partial_k$ are called k -cycles and the elements in the *boundary group* $B_k := \text{im}\partial_{k+1}$ are called the k -boundaries. To characterise topological spaces by their holes or higher-dimensional voids, homology determines the non-bounding cycles, i.e., those k -cycles that are not the k -boundaries of $k + 1$ -dimensional simplices. The k -th *homology group* H_k of the chain complex is thus defined as the quotient of vector spaces $H_k := Z_k/B_k$, whose elements are equivalence classes $[z]$ of k -cycles $z \in Z_k$. For each $k \in \{0, \dots, \dim(K)\}$, the rank of H_k is called the k -th *Betti number* denoted by β_k .

Filtrations To analyse topological properties across different scales, one defines a *filtration* \mathcal{F} of the simplicial complex K as a sequence of $M \in \mathbb{N}$ increasing simplicial subcomplexes $\emptyset =: K^0 \subset K^1 \subset \dots \subset K^M := K$, and we call K a *filtered complex*. In applications, the filtration is often indexed by a finite sequence of real numbers. A common choice for point cloud data $V \subset \mathbb{R}^d$ is the *VR filtration* $(K^\epsilon)_{\epsilon > 0}$, which is defined as

$$K^\epsilon = \{\sigma \subset V \mid \forall v, w \in \sigma : \|v - w\| < \epsilon\}, \quad (2)$$

where $\|\cdot\|$ denotes the Euclidean norm on \mathbb{R}^d . As the set of vertices V is finite, there are only finitely many critical values $0 < \epsilon_1 < \epsilon_2 < \dots < \epsilon_M$ at which the simplicial complex K^ϵ changes and so $K^i := K^{\epsilon_i}$ is a well-defined filtration. For network data, filtrations are often based on combinatorial features such as cliques under different thresholding schemes [27, 1]. Given an undirected graph $G = (V, E)$ with weighted adjacency matrix A we define sublevel graphs $G_\delta = (V, E_\delta)$, where $E_\delta = \{\{i, j\} \in E \mid A_{ij} < \delta\}$ is the set of edges with weight smaller or equal to $\delta > 0$, and the *clique complex filtration* $(K^\delta)_{\delta > 0}$ of G is then given by

$$K^\delta = \{\sigma \in V \mid \sigma \text{ is a clique in } G_\delta\}. \quad (3)$$

Both the VR and clique complex filtrations have the property of being *2-determined*, i.e., if each pair of vertices in a set $\sigma \subseteq K$ is a 1-simplex in a simplicial complex K^i for $i \leq M$, then σ itself is a simplex in the complex K^i .

Persistent homology The goal of PH is to find the long- or short-lasting non-bounding cycles in a filtration. For each subcomplex K^i with filtration index $i \in \{0, 1, \dots, M\}$ and dimension $k \in \{0, 1, \dots, \dim(K)\}$, we get a boundary operator ∂_k^i and associated groups $C_k^i, Z_k^i, B_k^i, H_k^i$. For $p \geq 0$ such that $i + p \leq M$, the *p-persistent k -th homology group* of K^i is defined as

$$H_k^{i,p} := Z_k^i / \left(B_k^{i+p} \cap Z_k^i \right), \quad (4)$$

which is well-defined because both B_k^{i+p} and Z_k^i are subgroups of C_k^{i+p} . The rank of $H_k^{i,p}$ is called the *p-persistent k -th Betti number* of K^i , denoted by $\beta_k^{i,p}$, and can be interpreted as the number of non-bounding k -cycles that were born at filtration index i or before and persist at least p filtration indices, i.e., they are still ‘alive’ in the complex K^{i+p} .

Persistence diagrams The PH measures the ‘lifetime’ of non-bounding cycles across the filtration \mathcal{F} . If a non-bounding k -cycle $[z] \neq 0$ emerges at filtration index i , i.e., $[z] \in H_k^i$, but was absent in H_k^l for $l < i$, then we say that the filtration index i is the *birth* of the non-bounding cycle $[z]$. The *death* j is now defined as the first filtration index such that the previously non-bounded k -cycle is turned into a k -boundary in H_k^j , i.e., $[z] = 0$ in H_k^j . The lifetime of the non-bounded cycle $[z]$ is then given by $j - i$. If a cycle remains non-bounded throughout the filtration, its death is formally set to ∞ . One can compute the *number of independent k -dimensional classes* $\mu_k^{i,j}$ that are born at filtration index i and die at index $j = i + p$ as follows: $\mu_k^{i,j} = (\beta_k^{i,p-1} - \beta_k^{i,p}) - (\beta_k^{i-1,p-1} - \beta_k^{i-1,p})$, where the first difference computes the number of classes that are born at i or before and die at j and the second difference computes the number of classes that are born at $i - 1$ or before and die at j . Drawing the set of birth-death tuples (i, j) as points in the extended plane $\bar{\mathbb{R}}^2 = (\mathbb{R} \cup \{\infty\})^2$ with multiplicity $\mu_k^{i,j}$ and adding points on the diagonal with infinite multiplicity produces the *k -dimensional persistence diagram* denoted by $\text{Dgm}_k(\mathcal{F})$. The PD encodes all information about the PH groups because the Betti numbers $\beta_k^{i,p}$ can be computed from the multiplicities $\mu_k^{i,j}$. This is the statement of the *Fundamental Lemma of PH* [22, p. 152]:

$$\beta_k^{i,p} = \sum_{\ell \leq i} \sum_{j > i+p} \mu_k^{\ell,j}. \quad (5)$$

Distance measures for PDs For a filtration \mathcal{F} on K indexed by a finite sequence of real numbers one can define a *filtration function* $f : K \rightarrow \mathbb{R}$ such that $f(\sigma) = \min\{t \in \mathbb{R} \mid \sigma \in K^t\}$ for $\sigma \in K$, which is *simplex-wise monotone*, i.e., $f(\sigma') \leq f(\sigma)$ for every $\sigma' \subseteq \sigma \in K$ [21]. The filtration \mathcal{F} can be recovered from the sublevel sets $K^t = f^{-1}(-\infty, t)$. To compare two different filtrations \mathcal{F} and \mathcal{G} induced by filtration functions $f, g : K \rightarrow \mathbb{R}$, it is possible to measure the similarity of their respective PDs $\text{Dgm}_k(\mathcal{F}), \text{Dgm}_k(\mathcal{G}) \subset \bar{\mathbb{R}}^2$. Let $\Phi = \{\phi : \text{Dgm}_k(\mathcal{F}) \rightarrow \text{Dgm}_k(\mathcal{G})\}$ denote the set of bijections between the two diagrams. For $q \geq 1$, the *q -th Wasserstein distance* is a metric on the space of PDs defined as

$$d_{W,q}(\text{Dgm}_k(\mathcal{F}), \text{Dgm}_k(\mathcal{G})) = \inf_{\phi \in \Phi} \left[\sum_{x \in \text{Dgm}_k(\mathcal{F})} (\|x - \phi(x)\|_q)^q \right]^{1/q}, \quad (6)$$

where $\|\cdot\|_q$ denotes the L_q norm. Moreover, for $q = \infty$ one recovers the *bottleneck distance*

$$d_{W,\infty}(\text{Dgm}_k(\mathcal{F}), \text{Dgm}_k(\mathcal{G})) = \inf_{\phi \in \Phi} \sup_{x \in \text{Dgm}_k(\mathcal{F})} \|x - \phi(x)\|_\infty. \quad (7)$$

3 Multiscale Clustering Filtration

Let $\theta : [t_1, \infty) \rightarrow \Pi_X, t \mapsto \theta(t)$ be a (not necessarily hierarchical) sequence of partitions such that $\theta(t)$ is a partition of the set $X = \{x_1, x_2, \dots, x_N\}$ and the scale index $t \in [t_1, \infty)$ has finitely many critical values $t_1 < t_2 < \dots < t_M$, see Eq. (1).

3.1 Construction of the Multiscale Clustering Filtration

The filtration construction outlined in the following only takes the multiscale clustering θ as input and is thus independent of the chosen clustering method.

Definition 1 (Multiscale Clustering Filtration). For a sequence of partitions $\theta : [t_1, \infty) \rightarrow \Pi_X$, its *Multiscale Clustering Filtration* (MCF) denoted by $\mathcal{M} = (K^t)_{t \geq t_1}$ is the filtration of abstract simplicial complexes defined for $t \geq t_1$ as the union

$$K^t := \bigcup_{t_1 \leq s \leq t} \bigcup_{C \in \theta(s)} \Delta C, \quad (8)$$

where $\Delta C := 2^C$ denotes the $(\#C - 1)$ -dimensional solid simplex defined on the cluster $C \subseteq X$.

The MCF aggregates information across the whole sequence of partitions by taking a union over clusters interpreted as solid simplices and the filtration index t is provided by the scale of the partition. It is easy to see that the MCF is a well-defined filtration.

Proposition 2. The MCF $\mathcal{M} = (K^t)_{t \geq t_1}$ is a filtration of abstract simplicial complexes.

Proof. For each $s \geq t_1$, $L^s := \bigcup_{C \in \theta(s)} \Delta C$ fulfils the properties of an abstract simplicial complex because it is the disjoint union of solid simplices. Hence, $K^t = \bigcup_{s \leq t} L^s$ is an abstract simplicial complex for each $t \geq t_1$ as the union of abstract simplicial complexes. By construction, $K^t \subseteq K^{t'}$ for $t \leq t'$, and thus $(K^t)_{t \geq t_1}$ is a filtration. \square

Remark 3. The dimension $\dim(K)$ of $K := \bigcup_{t \geq t_1} K^t$ is given by the largest cluster in the sequence of partitions θ , i.e., $\dim(K) = \max_{t_1 \leq t} \max_{C \in \theta(t)} (\#C - 1)$. An input containing large clusters can thus lead to a high number of simplices in K (since faces of simplices must be included). However, we show in Proposition 22 that the MCF can be restricted to the set of “true overlaps” $\bar{X} \subseteq X$ (Eq. 14), which is computationally advantageous in the case of sequences with a high degree of hierarchy. Furthermore, in Section 5.1 we introduce an equivalent construction of the MCF based on nerve complexes [38] which can be computationally advantageous in the case of sequences with large (but few) clusters.

Remark 4. The construction of the MCF is flexible and allows for more general inputs such as: a sequence of sub-partitions (where a *sub-partition* of X is a family of disjoint subsets of X that need not cover X); a sequence of soft partitions (where a *soft partition* of X is a family of not necessarily disjoint subsets of X that cover X); or a sequence of soft sub-partitions. However, we leave these extensions for future work and develop our theoretical analysis below for the case of a sequence of partitions $\theta : [t_1, \infty) \rightarrow \Pi_X, t \mapsto \theta(t)$ as defined in Eq. (1), where each partition $\theta(t)$ of X is a family of disjoint subsets of X that cover X .

Remark 5. The filtration $\mathcal{M} = (K^t)_{t \geq t_1}$ only changes finitely many times at the critical values $t_1 < t_2 < \dots < t_M$ of the piece-wise constant scale function $\theta(t)$. This also implies that $K = \bigcup_{t \geq t_1} K^t$ is given by K^{t_M} .

We illustrate the MCF construction with a small running example, to which we will refer throughout.

Example 6 (Running example). Consider the set $X = \{x_1, x_2, x_3\}$ and a sequence of partitions $\theta : [1, \infty) \rightarrow \Pi_X, t \mapsto \theta(t)$ with five critical values $\theta(1) = \mathcal{P}^1 = \{\{x_1\}, \{x_2\}, \{x_3\}\}$, $\theta(2) = \mathcal{P}^2 = \{\{x_1, x_2\}, \{x_3\}\}$, $\theta(3) = \mathcal{P}^3 = \{\{x_1\}, \{x_2, x_3\}\}$, $\theta(4) = \mathcal{P}^4 = \{\{x_1, x_3\}, \{x_2\}\}$ and $\theta(5) = \mathcal{P}^5 = \{\{x_1, x_2, x_3\}\}$. Then the filtration $(K^t)_{1 \leq t \leq 5}$ defined by the MCF is given by the abstract simplicial complexes $K^1 = \{[x_1], [x_2], [x_3]\}$, $K^2 = \{[x_1], [x_2], [x_3], [x_1, x_2]\}$, $K^3 = \{[x_1], [x_2], [x_3], [x_1, x_2], [x_2, x_3]\}$, $K^4 = \{[x_1], [x_2], [x_3], [x_1, x_2], [x_2, x_3], [x_1, x_3]\}$ and $K^5 = \{[x_1], [x_2], [x_3], [x_1, x_2], [x_2, x_3], [x_1, x_3], [x_1, x_2, x_3]\} = 2^X$. See Figure 1 for an illustration.

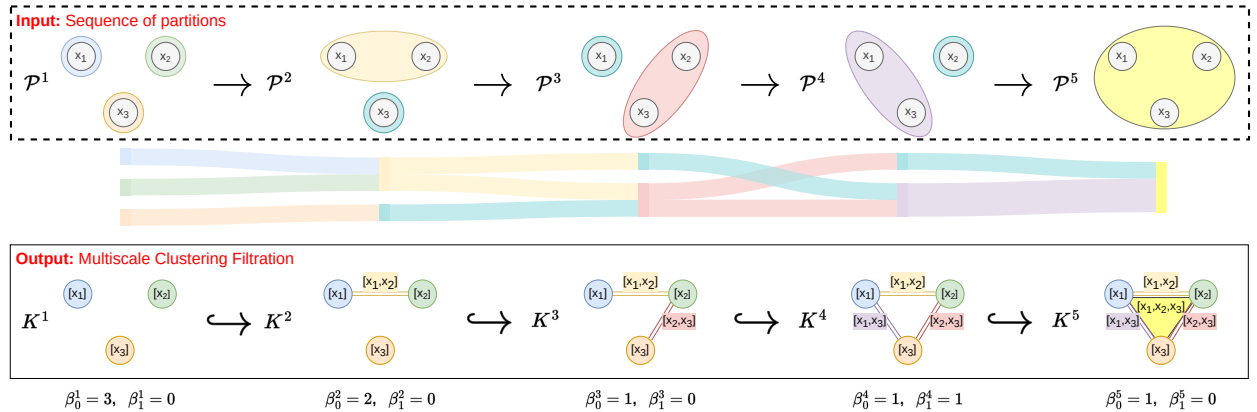


Figure 1: **MCF construction.** Illustration of the MCF on a set of three points $X = \{x_1, x_2, x_3\}$ as per Example 6. The top row shows the non-hierarchical sequence of partitions $\theta : [1, \infty) \rightarrow \Pi_X, t \mapsto \theta(t)$ (and a corresponding Sankey diagram) which emerges from evaluation at the critical values $\theta(t_i) = \mathcal{P}^i$ for $t_i := i, i = 1, \dots, 5$. The bottom row shows the filtered simplicial complex $(K^t)_{1 \leq t \leq 5}$. The first non-hierarchy in the sequence of partitions appears at filtration index $t = 3$, when the number of clusters in $\theta(3)$ is for the first time larger than the number of connected components in K^3 , leading to a so-called *0-conflict*, see Example 16. At filtration index $t = 4$, the three elements x_1, x_2 and x_3 are in a so-called *1-conflict* emerging of three different cluster assignments that produce a non-bounding 1-cycle $[x_1, x_2] + [x_2, x_3] + [x_3, x_1]$, see Example 18. Both kinds of conflicts are resolved at index $t = 5$ when the 2-simplex $[x_1, x_2, x_3]$ is added to K^5 , making $\theta(5)$ a conflict-resolving partition, see Remark 30.

Remark 7 (Ordering of sequence of partitions). Example 6 illustrates the key role played by the ordering in the sequence of partitions: swapping partitions \mathcal{P}^5 and \mathcal{P}^1 would yield $K^t = 2^X$ for $t \geq 1$ and the filtration cannot incorporate additional information from other partitions. Hence, MCF is designed to encode sequences of partitions $\theta : [1, \infty) \rightarrow \Pi_X$ with an ordering that reflects a notion of coarsening of the partitions across

scales from fine to coarse, as is usually obtained in hierarchical and non-hierarchical multiscale clustering algorithms [34, 19, 35, 43]. A simple heuristic is to order the partitions in decreasing order of their number of clusters, i.e., in decreasing order of the dimension of the maximal simplices. Another approach would be to re-order the sequence of partitions based on properties of the MCF as presented in Remark 17.

Remark 8. Example 6 shows that the MCF is generally not 2-determined: although every pair of the set $\{x_1, x_2, x_3\}$ is a 1-simplex in K^4 , the 2-simplex $[x_1, x_2, x_3]$ is not included in K^4 . This implies that the MCF cannot be constructed as a VR filtration (Eq. 2) or a clique complex filtration (Eq. 3), both of which are 2-determined. However, we show in Section 5.2 that the MCF reduces to a VR filtration if θ is strictly hierarchical.

Since the MCF is a well-defined filtration of abstract simplicial complexes, we can analyse its structure with PH and the k -dimensional PDs $\text{Dgm}_k(\mathcal{M})$ for $0 \leq k \leq \dim(K)$.

Remark 9 (Stability of MCF). To show that the MCF \mathcal{M} is a stable filtration, one can equivalently define \mathcal{M} from the sub-level sets of the filtration function $f_{\mathcal{M}} : K \rightarrow \mathbb{R}$ given by $f_{\mathcal{M}}(\sigma) = \min\{t \geq t_1 \mid \exists C \in \theta(t) : \sigma \subseteq C\}$, which is the smallest scale $t \geq t_1$ where all the points $\sigma \subseteq X$ are contained in the same cluster in $\theta(t)$. Using a stability theorem for the Wasserstein distance [48, Theorem 4.8] then yields that the k -dimensional PD $\text{Dgm}_k(\mathcal{M})$ of the MCF is *stable* to small perturbations in $f_{\mathcal{M}}$. In particular, consider two sequences of partitions with scale functions $\theta : [t_1, \infty) \rightarrow \Pi_X$ and $\tilde{\theta} : [\tilde{t}_1, \infty) \rightarrow \Pi_X$ and corresponding filtrations $\mathcal{M} = (K^t)_{t \geq t_1}$ and $\tilde{\mathcal{M}} = (\tilde{K}^t)_{t \geq \tilde{t}_1}$. If we assume $K := \bigcup_{t \geq t_1} K^t = \bigcup_{t \geq \tilde{t}_1} \tilde{K}^t$, it follows directly that for every $0 \leq k \leq \dim(K)$,

$$d_{W,q} \left(\text{Dgm}_k(\mathcal{M}), \text{Dgm}_k(\tilde{\mathcal{M}}) \right)^q \leq \sum_{\dim(\sigma) \in \{k, k+1\}} |f_{\mathcal{M}}(\sigma) - f_{\tilde{\mathcal{M}}}(\sigma)|^q, \quad (9)$$

where $f_{\mathcal{M}} : K \rightarrow \mathbb{R}$ and $f_{\tilde{\mathcal{M}}} : K \rightarrow \mathbb{R}$ are the filtration functions of \mathcal{M} and $\tilde{\mathcal{M}}$ respectively and $d_{W,q}$ is the q -th Wasserstein distance in Eq. (6). Examining under what circumstances the right-hand side in (9) is small is an interesting problem that is left for future work, but we have a further characterisation for dimension $k = 0$.

Definition 10 (Matrix of first contacts). For a sequence of partitions θ , let us define the $N \times N$ matrix D_{θ} , where each element $D_{\theta}[x, y]$ is the first scale t at which $x, y \in X$ are part of the same cluster $\theta(t)$:

$$D_{\theta}[x, y] = \min \{t \geq t_1 \mid \exists C \in \theta(t) : x, y \in C\}, \quad (10)$$

and we define $\min \emptyset = 0$.

Proposition 11 (Stability for zero-dimension). Following the notation in Remark 9 and under the assumption that $K := \bigcup_{t \geq t_1} K^t = \bigcup_{t \geq \tilde{t}_1} \tilde{K}^t$, the inequality (9) for $k = 0$ becomes

$$d_{W,q} \left(\text{Dgm}_0(\mathcal{M}), \text{Dgm}_0(\tilde{\mathcal{M}}) \right)^q \leq N |t_1 - \tilde{t}_1|^q + \|D_{\theta} - D_{\tilde{\theta}}\|_q^q. \quad (11)$$

Proof. This follows directly from the fact that $f_{\mathcal{M}}([x]) = t_1$ for all $x \in X$ and $f_{\mathcal{M}}([x, y]) = D_{\theta}[x, y]$ for all $x, y \in X$ (and similarly for $f_{\tilde{\mathcal{M}}}$). \square

Therefore the zero-dimensional $\text{Dgm}_0(\mathcal{M})$ and $\text{Dgm}_0(\tilde{\mathcal{M}})$ are close when $|t_1 - \tilde{t}_1|$ is small and all pairs of points $x, y \in X$ merge in θ and $\tilde{\theta}$ at similar scales.

These results indicate that, rather than comparing pairs of partitions, the MCF can be used to compare full sequences of partitions using the q -Wasserstein distance of their PDs. Our numerical experiments in Section 4 suggest that the Wasserstein distance between two PDs is small if their corresponding sequences of partitions have similar multiscale structures and levels of hierarchy. Note that inequality (9) is related to Carlsson and Mémoli's stability theorem for single-linkage hierarchical clustering [13], which is based on the Gromov-Hausdorff distance between the ultrametric spaces corresponding to two *hierarchical* sequences of partitions; yet this inequality extends to non-hierarchical sequences of partitions for MCF. The properties of D_{θ} and stability of MCF for the hierarchical case are studied in more detail in Section 5.2.

3.2 Zero-dimensional PH of MCF as a measure of hierarchy

We start by considering the zero-dimensional PH of the MCF. As all vertices in the MCF are born at the same filtration index t_1 , we focus on the homology groups H_0^t of K^t , $t \geq t_1$. First, we characterise the level of hierarchy in a sequence of partitions.

Definition 12 (Fractured and non-fractured partitions). Let $\theta : [t_1, \infty) \rightarrow \Pi_X, t \mapsto \theta(t)$ be a sequence of partitions. We say that the partition $\theta(t)$ is *non-fractured* if for all $t_1 \leq s \leq t$ the partitions $\theta(s)$ are refinements of $\theta(t)$, i.e., $\theta(s) \leq \theta(t)$. Otherwise, $\theta(t)$ is *fractured*.

Note that a sequence of partitions is hierarchical if and only if its partitions $\theta(t)$ are non-fractured for all t . It turns out that the level of hierarchy in the sequence of partitions can be quantified by comparing the zero-dimensional Betti number β_0^t of the simplicial complex K^t to the number of clusters $\#\theta(t)$ at scale t .

Proposition 13. For each $t \geq t_1$, β_0^t fulfils the following properties:

1. $\beta_0^t \leq \min_{s \leq t} \#\theta(s)$
2. $\beta_0^t = \#\theta(t)$ if and only if $\theta(t)$ is non-fractured

Proof. 1) The 0-th Betti number β_0^t equals the number of connected components in the simplicial complex K^t . The complex K^t contains the clusters of partitions $\theta(s)$ for $s \leq t$ as solid simplices, and the number of these clusters is given by $\#\theta(s)$. Hence K^t has at most $\min_{s \leq t} \#\theta(s)$ connected components, i.e., $\beta_0^t \leq \min_{s \leq t} \#\theta(s)$. 2) “ \Leftarrow ” Assume first that the partition $\theta(t)$ is non-fractured. This means that the clusters of $\theta(s)$ are nested within the clusters of $\theta(t)$ for all $s \leq t$ and so the maximally disjoint simplices of K^t are given by the solid simplices corresponding to the clusters of $\theta(t)$, implying $\beta_0^t = \#\theta(t)$. “ \Rightarrow ” Consider the case $\beta_0^t = \#\theta(t)$. Assume that $\theta(t)$ is fractured, i.e., there exist $s < t$ and $x, y \in X$ such that $x \sim_{\theta(s)} y$ but $x \not\sim_{\theta(t)} y$. Then the points $x, y \in X$ are path-connected in K^s and because $K^s \subseteq K^t$, they are also path-connected in K^t . This implies that the simplices corresponding to the clusters of x and y are in the same connected component. Hence, the number of clusters at t is larger than the number of connected components, i.e., $\beta_0^t < \#\theta(t)$. This is in contradiction to $\beta_0^t = \#\theta(t)$ and so $\theta(t)$ must be non-fractured. \square

The number of clusters $\#\theta(t)$ is thus an upper bound for the Betti curve β_0^t and this motivates the following definition.

Definition 14 (Persistent hierarchy). For $t \geq t_1$, the *persistent hierarchy* is defined as

$$0 \leq h(t) := \frac{\beta_0^t}{\#\theta(t)} \leq 1. \quad (12)$$

The persistent hierarchy $h(t)$ is a piecewise-constant left-continuous function that measures the degree to which the clusters in partitions up to scale t are nested within the clusters of partition $\theta(t)$; hence high values of $h(t)$ indicate a high level of hierarchy in the sequence of partitions. Note that $h(t_1) = 1$ by construction and that always $1/N \leq h(t)$ for all $t \geq t_1$. We can use the persistent hierarchy to formulate a necessary and sufficient condition for the hierarchy of a sequence of partitions.

Corollary 15. $h(t) = 1$ for all $t \geq t_1$ if and only if θ is strictly hierarchical.

Proof. “ \Rightarrow ” For $t \geq t_1$, $h(t) = 1$ implies that $\theta(t)$ is non-fractured by Proposition 13 2). Hence, the clusters of partition $\theta(s)$ are nested within the clusters of partition $\theta(t)$ for all $t_1 \leq s \leq t$ and this means that the sequence of partitions $\theta : [t_1, \infty) \rightarrow \Pi_X, t \mapsto \theta(t)$ is strictly hierarchical. “ \Leftarrow ” A strictly hierarchical sequence implies that $\theta(t)$ is non-fractured for all $t \geq t_1$ and hence $h(t) \equiv 1$ by Proposition 13 2). \square

The previous results show that $h(t)$ measures to what degree the sequence of partitions $\theta(t)$ deviates from a perfectly hierarchical sequence. We also define \bar{h} , the *average persistent hierarchy* of the whole sequence of partitions:

$$\bar{h} := \frac{1}{t_M - t_1} \int_{t_1}^{t_M} h(t) dt = \frac{1}{t_M - t_1} \sum_{m=1}^{M-1} h(t_m)(t_{m+1} - t_m), \quad (13)$$

Clearly, a strictly hierarchical sequence has $\bar{h} = 1$, but our running example illustrates how quasi-hierarchical sequences of partitions still observe high values of \bar{h} .

Example 16 (Running example). Let $(K^t)_{1 \leq t \leq 5}$ be the MCF defined in Example 6. Then the persistent hierarchy is given by $h(1) = h(2) = 1$, $h(3) = h(4) = 0.5$ and $h(5) = 1$. Note that the drop in persistent hierarchy at $t = 3$ indicates a violation of hierarchy induced by a conflict between cluster assignments. We call this type of conflict, which is apparent in the zero-dimensional PH, a *0-conflict*. Yet the high average persistent hierarchy $\bar{h} = 0.75$ indicates the presence of quasi-hierarchy in the sequence. As discussed in Remark 7, the ordering of the sequence is crucial and swapping the partitions \mathcal{P}^5 and \mathcal{P}^1 would lead to a reduced average persistent hierarchy $\bar{h} = 0.58$.

Remark 17. Let the critical values $t_1 < t_2 < \dots < t_M$ of $\theta(t)$ be given by integers $1 < 2 < \dots < M$. One can use the persistent hierarchy to determine a maximally hierarchical ordering of the sequence of partitions. A permutation π of $\{1, 2, \dots, M\}$ such that the average persistent hierarchy h of the MCF of the sequence $\mathcal{P}^{\pi(1)}, \mathcal{P}^{\pi(2)}, \dots, \mathcal{P}^{\pi(M)}$ is maximal leads to such a maximally hierarchical ordering.

3.3 Higher-dimensional PH of MCF as a measure of conflict resolution

For simplicity, we assume in this section that the PH is computed over \mathbb{Z}_2 . We show now that the higher-dimensional PH tracks the emergence and resolution of cluster assignment conflicts across the sequence of partitions. To illustrate this point, we use our running example.

Example 18 (Running example). In Example 6, the three elements x_1, x_2 and x_3 are in a pairwise conflict at $t = 4$ because each pair of elements has been assigned to a common cluster but all three elements have never been assigned to the same cluster in partitions up to index $t = 4$, i.e., the simplicial complex K^4 contains the 1-simplices $[x_1, x_2]$, $[x_2, x_3]$ and $[x_3, x_1]$ but is missing the 2-simplex $[x_1, x_2, x_3]$. Hence, the 1-chain $[x_1, x_2] + [x_2, x_3] + [x_3, x_1]$ is a non-bounding 1-cycle that corresponds to the generator of the one-dimensional homology group $H_1^4 = \mathbb{Z}$. We call this type of conflict, which is apparent in the one-dimensional PH, a *1-conflict*. Note that the 1-conflict is resolved at index $t = 5$ because the three elements x_1, x_2 and x_3 are assigned to the same cluster in partition \mathcal{P}^5 and so the simplex $[x_1, x_2, x_3]$ is finally added to the complex such that there are no more non-bounding 1-cycles and $H_1^5 = 0$.

This example motivates an interpretation of the cycle-, boundary- and homology groups of the MCF PH in terms of cluster assignment conflicts.

Remark 19 (*k*-conflicts). For $t \geq t_1$ and $1 \leq k \leq \dim(K)$, we interpret the elements of the cycle group Z_k^t as *potential k-conflicts* and the elements of the boundary group B_k^t as *resolved k-conflicts*. We further interpret the classes of the PH group $H_k^{t,p}$ (Eq. 4), $p \geq 0$, as equivalence classes of *true k-conflicts* that have not been resolved until filtration index $t + p$, with birth and death times of true conflicts corresponding to the emergence and resolution of the conflict. The total number of unresolved true *k*-conflicts at index t is given by β_k^t .

It is clear that *k*-conflicts for $1 \leq k \leq \dim(K)$ only emerge in non-hierarchical sequences of partitions. In fact, we can show that only those vertices that lie in “true overlaps” between clusters contribute to the higher-dimensional PH of the MCF.

Definition 20 (True overlaps). For a sequence of partitions $\theta : [t_1, \infty) \rightarrow \Pi_X$ we define the *set of true overlaps* $\bar{X} \subseteq X$ as

$$\bar{X} := \{x \in X \mid \exists t, t' \geq t_1 \exists C \in \theta(t) \exists C' \in \theta(t') : x \in C \cap C' \wedge C \not\subseteq C' \wedge C' \not\subseteq C\}. \quad (14)$$

Note that \bar{X} is the empty set for a hierarchical sequence of partitions. We now define the restriction of a sequence of partitions and the MCF to a subset of X .

Definition 21 (Restricted sequence of partitions and MCF). For a subset $Y \subseteq X$ we define the *restricted sequence of partitions* $\theta|_Y(t)$ for $t \geq t_1$ as:

$$\theta|_Y(t) := \{C \cap Y \mid C \in \theta(t)\}. \quad (15)$$

We also define the the restricted MCF $\mathcal{M}|_Y = (K^t|_Y)_{t \geq t_1}$ as the MCF constructed from $\theta|_Y$.

The following proposition shows that we can restrict the MCF to the set of true overlaps \bar{X} without changing the higher-dimensional PH.

Proposition 22. Let $\bar{X} \subseteq X$ be the set of true overlaps for a sequence of partitions $\theta : [t_1, \infty) \rightarrow \Pi_X$. Then for all $1 \leq k \leq \dim(K)$, $t \geq t_1$ and $p \geq 0$ we have

$$H_k^p(K^t) \cong H_k^p(K|_{\bar{X}}^t), \quad (16)$$

where \cong denotes group isomorphism.

Proof. Let $x_0 \in X \setminus \bar{X}$, then the largest cluster that contains x_0 up to scale $t \geq t_1$ is given by $C_{x_0}(t) := \bigcup_{s \leq t} \bigcup_{C \in \theta(s), x_0 \in C} C$. Note that $x_0 \in \sigma$ for $\sigma \in K^t$ implies $\sigma \subseteq \Delta C_{x_0}(t) \subseteq K^t$. We define simplicial maps $f : K^t \rightarrow K|_{X \setminus \{x_0\}}^t, \sigma \mapsto \sigma \setminus \{x_0\}$ and $h : K^{t+p} \rightarrow K|_{X \setminus \{x_0\}}^{t+p}, \sigma \mapsto \sigma \setminus \{x_0\}$, which commute with the canonical

inclusions $K^t \hookrightarrow K^{t+p}$ and $K|_{X \setminus \{x_0\}}^t \hookrightarrow K|_{X \setminus \{x_0\}}^{t+p}$. In the following, we show that both f and h induce isomorphisms f^* and h^* between the higher-dimensional homology groups $H_k(\cdot)$, $1 \leq k \leq \dim(K)$ leading to the commutative diagram:

$$\begin{array}{ccc} H_k(K^t) & \longrightarrow & H_k(K^{t+p}) \\ f^* \downarrow & & \downarrow h^* \\ H_k(K|_{X \setminus \{x_0\}}^t) & \longrightarrow & H_k(K|_{X \setminus \{x_0\}}^{t+p}) \end{array}$$

This yields $H_k^p(K^t) \cong H_k^p(K|_{X \setminus \{x_0\}}^t)$ and by induction we get $H_k^p(K^t) \cong H_k^p(K|_{\bar{X}}^t)$.

Case 1: If there exists $y \in C_{x_0}(t)$ with $y \neq x$, we can interpret both f and h as an elementary collapse of x_0 to y . It is easy to see that f fulfills the so-called *link condition* [5] for the pair (x_0, y) because $\text{Lk}[x_0] \cap \text{Lk}[y] = S \cap \Delta(C_{x_0}(t) \setminus \{x_0\}) = \text{Lk}[x_0, y]$ in K^t for some $S \subseteq \Delta(C_{x_0}(t) \setminus \{y\})$, and similarly h also fulfills the link condition. The *link condition theorem* [5, Theorem 2] then implies that f^* and h^* are isomorphisms.

Case 2 If $C_{x_0}(t) = C_{x_0}(t+p) = \{x_0\}$, then $K^t = K|_{X \setminus \{x_0\}}^t \cup \{[x_0]\}$ and $K^{t+p} = K|_{X \setminus \{x_0\}}^{t+p} \cup \{[x_0]\}$ and so f^* and h^* are clearly isomorphisms for the higher-dimensional homology groups.

Case 3 If $C_{x_0}(t) = \{x_0\}$ but there exists $y \in C_{x_0}(t+p)$ with $y \neq x$, then f^* is an isomorphism as argued in case 2 and h^* is an isomorphism as argued in case 1. \square

Remark 23. When a sequence of partitions has only a few violations of hierarchy, then \bar{X} is much smaller than X and restricting the computation of the higher-dimensional PH of the MCF to the set of true overlaps \bar{X} can be computationally beneficial.

The following corollary states that hierarchical sequences of partitions lead to trivial higher-dimensional PH groups, and follows easily from Proposition 22. (For an alternative direct proof, see SM.)

Corollary 24. If the sequence of partitions $\theta : [t_1, \infty) \rightarrow \Pi_X$ is strictly hierarchical, then $H_k^{t,p} = 0$ for all $1 \leq k \leq \dim(K)$, $t \geq t_1$ and $p \geq 0$.

For non-hierarchical sequences of partition, the k -conflicts emerge from intersection patterns between clusters as stated in the next proposition.

Proposition 25. If $\beta_k^t > 0$ for some $t \geq t_1$ and $1 \leq k \leq \dim(K)$, there exist at least $k+1$ mutually distinct clusters C_1, \dots, C_{k+1} in the sequence of partitions $\theta : [t_1, t] \rightarrow \Pi_X$ such that

$$\bigcap_{i=1}^{k+1} C_i = \emptyset. \quad (17)$$

Proof. See Section 5.1, where we use the characterisation of the PH of the MCF through an alternative but equivalent nerve complex construction based on cluster intersection patterns. \square

Remark 26. The previous proposition shows that the dimension of a k -conflict reveals information about the number of clusters involved in a cluster assignment conflict. In particular, k -conflicts for larger k require complicated intersection patterns involving more “conflict parties” (i.e., clusters from different partitions). Future work will aim to derive stricter characterisations of intersection patterns leading to k -conflicts.

In non-hierarchical sequences of partitions, the birth and death times of higher-dimensional homology classes can be used to trace the emergence and resolution of k -conflicts across scales. Recall from Section 2.2 that the number of k -dimensional homology classes with birth time $s \geq t_1$ and death time $t \geq s$ is given by $\mu_k^{s,t}$, the multiplicity of point (s, t) in the k -dimensional PD. Using these multiplicities allows us to quantify how many k -conflicts are created or resolved at a certain scale and based on Remark 5, it is sufficient to consider only the critical values $t_1 < t_2 < \dots < t_M$.

Definition 27 (Conflict-creating and conflict-resolving partitions). For $1 \leq k \leq \dim(K)$ we say that a partition $\theta(t_m)$ is *k-conflict-creating* (*k-conflict-resolving*) if the number of independent k -dimensional classes that are born (die) at filtration index t_m is larger than 0:

$$\begin{aligned} k\text{-conflict-creating} : \quad b_k(t_m) &:= \sum_{\ell=m+1}^M \mu_k^{t_m, t_\ell} + \mu_k^{t_m, \infty} > 0 \\ k\text{-conflict-resolving} : \quad d_k(m) &:= \sum_{\ell=1}^{m-1} \mu_k^{t_\ell, t_m} > 0. \end{aligned}$$

Of course, a partition can be both k -conflict-creating and k -conflict-resolving but, intuitively, a “good partition” resolves many k -conflicts while at the same time creating few new k -conflicts. This motivates the following definition of *persistent k -conflict* measure.

Definition 28 (Persistent k -conflict). For dimension $1 \leq k \leq \dim(K)$, the *persistent k -conflict* at the critical value t_m , $m \leq M$, is defined as

$$c_k(t_m) := b_k(t_m) - d_k(t_m), \quad (18)$$

and the *total persistent conflict* at t_m is the sum

$$c(t_m) := \sum_{k=1}^{\dim(K)} c_k(t_m). \quad (19)$$

We now show that the persistent k -conflict $c_k(t_m)$ can be interpreted as the discrete derivative of the Betti curve $\beta_k^{t_m}$.

Proposition 29. For all $1 \leq k \leq \dim(K)$ we have:

1. $c_k(t_1) = b_k(t_1)$ and $c_k(t_m) = \Delta \beta_k^{t_m-1} := \beta_k^{t_m} - \beta_k^{t_m-1}$ for $2 \leq m \leq M$,
2. $\beta_k^{t_m} = \sum_{\ell=1}^m c_k(t_\ell)$ for all $m \leq M$.

Proof. 2) is a simple consequence of the Fundamental Lemma of PH (Eq. 5). To prove 1), notice that $d_k(1) = 0$ always, and so $c_k(1) = b_k(1)$. The rest follows directly from 2). \square

The total persistent conflict can be extended to a piecewise-constant left-continuous function $c(t)$ on $t \geq t_1$: $c(t) = c(t_m)$ for $t \in [t_m, t_{m+1})$, $m = 1, \dots, M-1$, and $c(t) = c(t_M)$ for $t \geq t_M$.

Remark 30 (PD heuristics for conflict-resolving partitions). Together with the higher-dimensional Betti curves β_k^t , the total persistent conflict $c(t)$ allows us to detect conflict-resolving partitions $\theta(t^*)$ in the sequence of partitions. In summary, $\theta(t^*)$ is a conflict-resolving partition if t^* is located at a plateau after a dip in the persistent conflict $c(t)$, or, similarly, if t^* falls on a gap between the birth-death tuples of the k -dimensional PDs along the birth- and death-dimension for all $1 \leq k \leq \dim(K)$. Additionally, the total number of unresolved k -conflicts, $\beta_k^{t^*}$, should be low for all dimensions $1 \leq k \leq \dim(K)$ at scale t^* (see Remark 19).

The PH of the MCF can thus capture multiscale structure in the sequence of partitions by detecting “good” conflict-resolving partitions. We illustrate these heuristics with numerical experiments in the next section.

4 Numerical experiments

As an illustration, we apply the persistent homology of MCF to multiscale clusterings of stochastic block models (SBMs) with different planted structures. We consider four random graph models ($N = 270$ vertices): (i) an Erdős-Renyi (ER) model [24, 7], i.e., an SBM with a single block with no hierarchy and no planted partition or scale; (ii) a single-scale SBM (sSBM) with a planted partition into three equal-sized blocks [26, 31]; (iii) a hierarchical multiscale SBM (mSBM) with a hierarchical structure of partitions nested at three scales with 27, nine and three equal-sized blocks, respectively [40, 42]; and (iv) a non-hierarchical multiscale SBM (nh-mSBM) with planted partitions at three scales with 27, five and three equal-sized blocks, respectively, yet not nested across scales. The model parameters are set so that the expected number of edges is 2,500 for all models. See SM for details, including the construction of nh-mSBM as a convex combination of multiple sSBMs (Eq. 27). We generate an ensemble of 200 random graph realisations from each of the four models to obtain 800 adjacency matrices A_i , $i = 1, \dots, 800$, and use the Markov Stability (MS) algorithm for multiscale community detection [34, 19, 35, 43, 45, 3] to obtain a non-hierarchical multiscale sequence of partitions $\theta_i : [-1.5, 0.5] \rightarrow \Pi_V$, $t \mapsto \theta_i(t)$ from each adjacency matrix A_i . In all cases, the finest partition $\theta_i(t_1)$ for $t_1 := -1.5$ consists of singletons and the partitions get coarser as the continuous scale parameter t is increased. Figure 2 shows the MS sequence of partitions for one realisation of each of the four models. Note that the MS multiscale clustering of a realisation of a hierarchical model (like mSBM) is not strictly hierarchical due to random sampling effects, but the planted (hierarchical) structure of the model emerges as robust partitions through our MCF analysis.

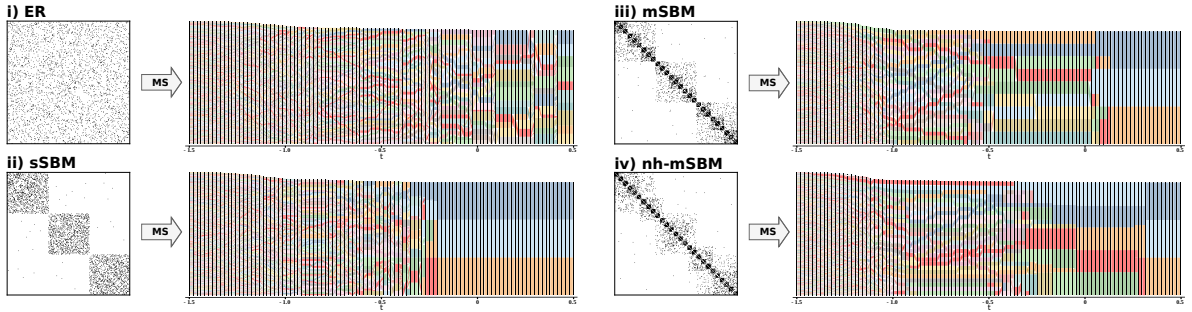


Figure 2: **Sankey diagrams for multiscale clusterings of realisations of different SBMs.** i-iv) For each SBM model (ER, sSBM, mSBM, nh-mSBM), we present the adjacency matrix of a realisation and the corresponding (non-hierarchical) sequence of partitions $\theta_i : [-1.5, 0.5] \rightarrow \Pi_V, t \mapsto \theta_i(t)$ obtained with Markov Stability (MS) and visualised using a Sankey diagram.

4.1 Results

We construct the MCF $\mathcal{M}_i = (K_i^t)_{t \geq t_1}$ for the partition sequences $\theta_i, i = 1, \dots, 800$, and we compute their PH for dimensions $k \leq 2$ using the GUDHI software [37].

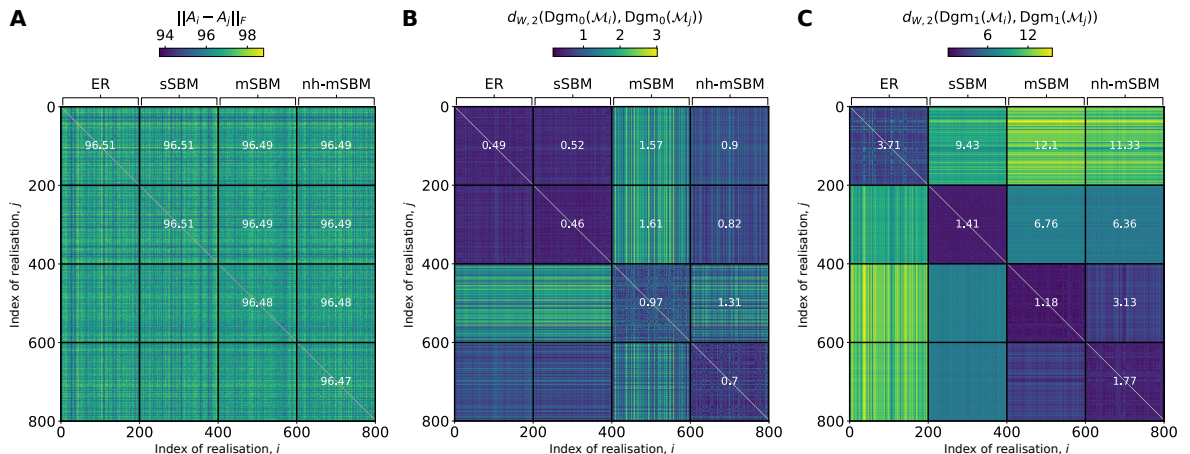


Figure 3: **Pairwise comparison between models.** Pairwise distances between all $i = 1, \dots, 800$ model realisations of the four ensembles (ER, sSBM, mSBM and nh-mSBM): **(A)** Frobenius distance of adjacency matrices $\|A_i - A_j\|_F$; **(B)** 2-Wasserstein distance of the zero-dimensional PDs $d_{W,2}(\text{Dgm}_0(\mathcal{M}_i), \text{Dgm}_0(\mathcal{M}_j))$; **(C)** 2-Wasserstein distance of the one-dimensional PDs $d_{W,2}(\text{Dgm}_1(\mathcal{M}_i), \text{Dgm}_1(\mathcal{M}_j))$. Whereas the Frobenius distance **(A)** is not able to distinguish the models, the 2-Wasserstein distance of zero-dimensional PDs **(B)** distinguishes the models based on their hierarchical structure and the 2-Wasserstein distance of one-dimensional PDs **(C)** distinguishes the models based on their multiscale structure.

First, we measure the similarity of the MCF PDs within and across models. Figure 3 **B-C** shows the pairwise 2-Wasserstein distances of the zero- and one-dimensional PDs (Eq. 6 between all sequences of partitions. For both cases, we observe that the mean pairwise 2-Wasserstein distance within each model is significantly smaller than the mean pairwise distance to PDs in any other model ($p < 0.0001$, Wilcoxon signed-rank [51] test with Benjamini-Yekutieli correction [6]). Hence the MCF captures the differences in the level of hierarchy and the presence of multiscale structure in the sequences of partitions from the four models (ER, sSBM, mSBM, nh-mSBM). In contrast, the pairwise Frobenius distance between adjacency matrices A_i cannot distinguish across models ($p > 0.5$, Wilcoxon signed-rank test with Benjamini-Yekutieli correction), as seen in Figure 3**A**.

For each of the four models, Figure 4 shows the PDs of all realisations (top row), as well as the persistent conflict (Eq. 19) and persistent hierarchy (Eq. 12) averaged over the model ensemble with 95% confidence intervals. For the ER model, the ensemble PD shows no distinctive gaps in the death times for dimensions 1 and 2, indicating that sequences of partitions obtained from the ER model have no good conflict-resolving partitions (Remark 30). There is a large number of conflicts unresolved, as indicated by points at infinity, many of them two-dimensional and thus involving more “conflict parties” (Remark 26). These findings confirm the lack of robust partitions and the absence of any scales in the ER model. The low values of the persistent hierarchy $h(t)$ with average $\bar{h} = 0.2265$ (0.2257–0.2272) show that the sequences of partitions from

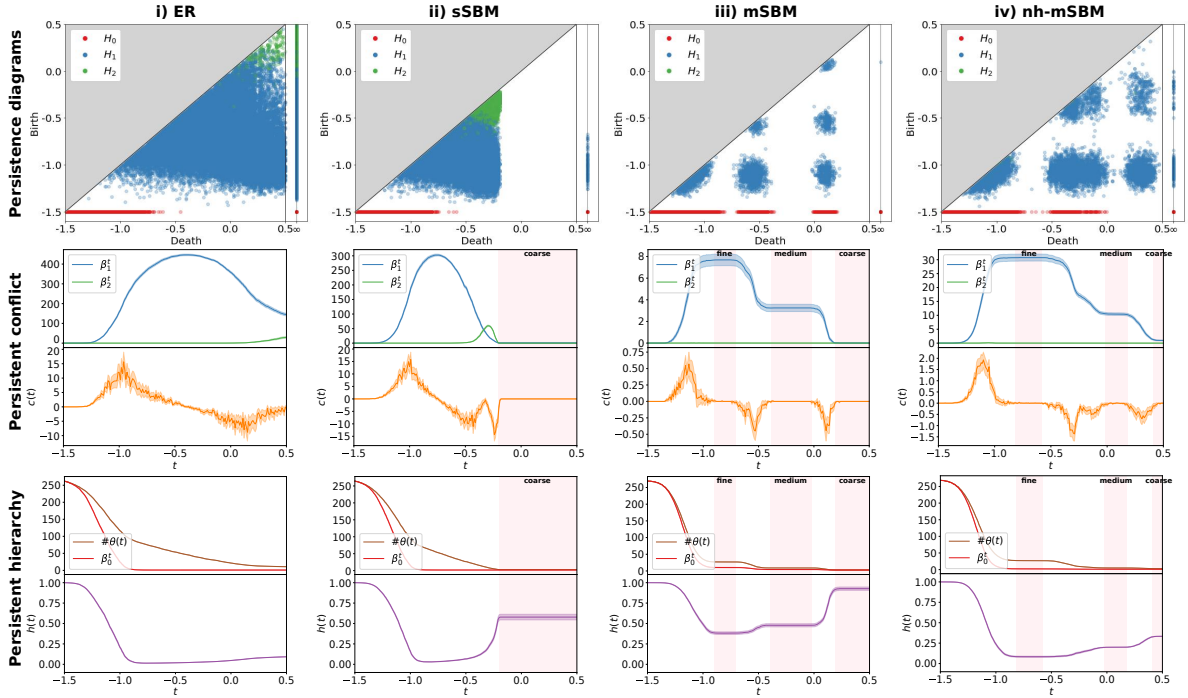


Figure 4: **MCF persistence diagrams, persistent hierarchy and persistent conflict for different models.** i)-iv) For each model (ER, sSBM, mSBM, nh-mSBM), we compute: the ensemble PD of all 200 samples from each model (top row); the average one- and two-dimensional Betti curves and persistent conflict $c(t)$ (19) with 95% confidence intervals (middle row); the average zero-dimensional Betti curve, number of clusters and persistent hierarchy $h(t)$ (12) with 95% confidence intervals (bottom row). The gaps in the PDs of sSBM, mSBM and nh-mSBM, which are also linked with plateaux after dips in $c(t)$, indicate conflict-resolving partitions and correspond well with ground-truth planted partitions at different scales (shaded in pink) identified from the data (Figure 6). In contrast, no gaps or plateaux are present for the ER model, confirming its lack of robust partitions. The persistent hierarchy $h(t)$ is highest for mSBM and lowest for the ER model.

the ER model have no natural quasi-hierarchical ordering.

For the sSBM model, the ensemble PD shows a distinct gap after $t = -0.2$, corresponding to a conflict-resolving partition—note the small number of unresolved conflicts at infinity, none of which are two-dimensional. This natural scale is also robustly indicated by a plateau after a dip in the total persistent conflict $c(t)$. We have checked *a posteriori* that this scale corresponds to the planted partition in the sSBM (shaded in pink). The larger persistent hierarchy $\bar{h} = 0.43$ (0.42–0.45), indicates the presence of quasi-hierarchy at larger scales in the sequence of partitions, yet $h(t)$ does not reach the value of a perfect hierarchy $h(t) = 1$ because of the stochastic nature of the sSBM which leads to the existence of clusters that connect vertices across blocks in the sequences of partitions.

For the mSBM model, we find a distinct clustering of birth-death tuples in the ensemble PD, with three gaps in the death time corresponding to the intrinsic scales in the model, also appearing as plateaux in the total persistent conflict $c(t)$. The ensemble of partitions exhibits high values of the persistent hierarchy $h(t)$ close to 1 indicating a strong degree of quasi-hierarchy in the sequence of partitions with $\bar{h} = 0.64$ (0.63–0.66). Again, although the mSBM model is strictly hierarchical in a statistical sense, the MS sequences of partitions for the individual realisations display some non-zero cross-block probabilities, due to random sample variability, hence $\bar{h} \neq 1$.

Finally, for the nh-mSBM model, we find reduced values of the persistent hierarchy $h(t)$ $\bar{h} = 0.429$ (0.423–0.434), reflecting the lack of nestedness in the nh-mSBM model, yet we still observe the clustering of birth-death tuples in the ensemble PD and the corresponding plateaux in $c(t)$, for the three intrinsic scales of the model.

In summary, our numerics illustrate how the MCF can provide a rich, distinctive summary characterisation for sequences of partitions of our four models, which reflect the planted structure, from the level of hierarchy (via the persistent hierarchy) to the multiscale nature of conflict-resolving partitions (via the persistent conflict).

5 Mathematical links of MCF to other filtrations

5.1 Equivalent construction of the MCF based on nerve complexes

We construct a novel filtration from a sequence of partitions based on nerve complexes, inspired by the MAPPER construction [47]. (For background on nerve complexes see [38, p. 81]). Recall that θ is piecewise-constant with M critical values $t_1 < t_2 < \dots < t_M$.

Definition 31. Let $\mathcal{C}(m) = (C_\alpha)_{\alpha \in A(m)}$, $1 \leq m \leq M$, be the family of clusters indexed over the multi-index set

$$A(m) := \{(\ell, i) \mid 1 \leq \ell \leq m, i \leq \#\theta(t_\ell)\} \quad (20)$$

such that $C_{(m,i)}$ is the i -th cluster in partition $\theta(t_m)$. Then we define the *Multiscale Clustering Nerve* (MCN) N^{t_m} as the nerve complex of $\mathcal{C}(m)$:

$$N^{t_m} := \left\{ S \subseteq A(m) : \bigcap_{\alpha \in S} C_\alpha \neq \emptyset \right\}. \quad (21)$$

The abstract simplicial complex N^{t_m} records the intersection patterns of all clusters up to scale t_m . Using these nested complexes we can obtain the *Multiscale Clustering Nerve Filtration* (MCNF) $\mathcal{N} = (N^t)_{t_1 \leq t}$ such that $N^t = N^{t_m}$ for $t \in [t_m, t_{m+1})$, $m = 1, \dots, M-1$, and $N^t = N^{t_M}$ for $t \geq t_M$. The MCNF \mathcal{N} provides a complementary perspective to the MCF \mathcal{M} : while the vertices of \mathcal{M} correspond to points in X with homology generators indicating which points are contributing to conflicts, the vertices of \mathcal{N} correspond to clusters in the sequence of partitions θ and so the homology generators inform us about which clusters lead to a conflict. We illustrate the construction of the MCNF in Figure 5.

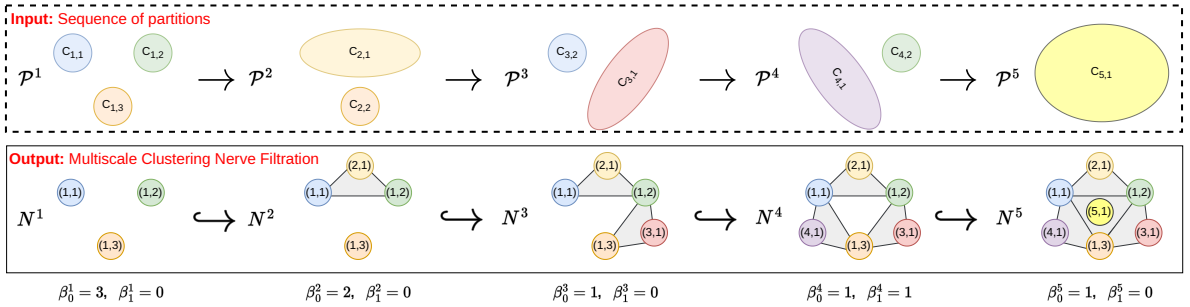


Figure 5: **Construction of the MCNF.** We illustrate the MCNF construction on our running Example 6. The top row shows the non-hierarchical sequence of partitions $\theta : [1, \infty) \rightarrow \Pi_X, t \mapsto \theta(t)$ evaluated at the critical values $\theta(t_i) = \mathcal{P}^i$ for $t_i = i$, $i = 1, \dots, 5$, with cluster indexes as in Definition 31. The bottom row shows the MCNF $(N^t)_{1 \leq t \leq 5}$, with labels only for the 0-simplices and a simplified visualisation for N^5 that does not change the topology (i.e., we draw only the 2-simplex that closes the hole, and leave the 3-simplices undrawn since they do not change the homology). Both constructions lead to the same PH (Proposition 33), hence the Betti numbers match the MCF construction (Figure 1).

It is no coincidence that the MCNF construction applied to our running example leads to the same Betti numbers as the MCF in Figure 5. In fact, both filtrations lead to the same PH. To prove this, we first adapt the Persistent Nerve Lemma [17, Lemma 3.4] to abstract simplicial complexes. To formulate the lemma, recall that the *canonical geometric realisation* [21, p. 29] of an abstract simplicial complex K with N vertices into \mathbb{R}^N , denoted by $|K|$, maps the k -th vertex $v_k \in K$ to the canonical basis vector $e_k \in \mathbb{R}^N$.

Lemma 32. Let $K \subseteq K'$ be two finite abstract simplicial complexes and $\{K_\alpha\}_{\alpha \in A}$ and $\{K'_\alpha\}_{\alpha \in A}$ be subcomplexes that cover K and K' respectively, based on the same finite parameter set such that $K_\alpha \subseteq K'_\alpha$ for all $\alpha \in A$. Let N denote the nerve $\mathcal{N}(\{|K_\alpha|\}_{\alpha \in A})$ and N' the nerve $\mathcal{N}(\{|K'_\alpha|\}_{\alpha \in A})$. If the intersections $\bigcap_{i=0}^k |K_{\alpha_i}|$ and $\bigcap_{i=0}^k |K'_{\alpha_i}|$ are either empty or contractible for all $k \in \mathbb{N}$ and for all $\alpha_0, \dots, \alpha_k \in A$, then there exist homotopy equivalences $N \rightarrow |K|$ and $N' \rightarrow |K'|$ that commute with the canonical inclusions $|K| \hookrightarrow |K'|$ and $N \hookrightarrow N'$.

Proof. A full proof can be found in the SM. The idea of the proof is to use the canonical geometric realisation of K' and apply Lemma 3.4 from [17] to the open cover of subcomplexes inflated by open balls with a radius dependent on the dimension of K' . \square

We can now prove the equivalence of the PH of the MCF $\mathcal{M} = (K^t)_{t \geq t_1}$ and the MCNF $\mathcal{N} = (N^t)_{t_1 \leq t}$.

Proposition 33. For $k \geq 0$, $t \geq t_1$ and $p \geq 0$ we have $H_k^p(N^t) \cong H_k^p(K^t)$.

Proof. It is sufficient to consider the case $t = t_m$, $m = 1, \dots, M$, see Remark 5. Let us denote $N := N^t$ and $K := K^t$, and further denote $N' := N^{t+p}$ and $K' := K^{t+p}$. Define $m' \in \{m, \dots, M\}$ such that $t + p \in [t_{m'}, t_{m'+1})$ if $m' < M$ or $t + p \geq t_M$ if $m' = M$. For the multi-index set $A := A(m')$ (Eq. 20), define the cover $\{K_\alpha\}_{\alpha \in A}$ by $K_\alpha = \Delta C_\alpha$ if $\alpha \in A(m) \subseteq A$ and $K_\alpha = \emptyset$ otherwise and the cover $\{K'_\alpha\}_{\alpha \in A}$ by $K'_\alpha = \Delta C_\alpha$ for all $\alpha \in A$. Then we have $K_\alpha \subseteq K'_\alpha$ for all $\alpha \in A$ and we recover the MCF $K = \bigcup_{\alpha \in A} K_\alpha$ and the MCNF $N = \mathcal{N}(\{K'_\alpha\}_{\alpha \in A})$ and similarly we recover K' and N' . It remains to show that for any $k \in \mathbb{N}$ and $\alpha_0, \dots, \alpha_k \in A$ the intersections $\bigcap_{i=0}^k |K'_{\alpha_i}|$ are either empty or contractible. This is true because if $D = \bigcap_{i=0}^k |K'_{\alpha_i}| \neq \emptyset$, then D is the intersection of solid simplices and thus a solid simplex itself. Using Lemma 32 now yields homotopy equivalences $N \rightarrow |K|$ and $N' \rightarrow |K'|$ that commute with the canonical inclusions $|K| \hookrightarrow |K'|$ and $N \hookrightarrow N'$. This leads to the following commutative diagram on the level of homology groups:

$$\begin{array}{ccc} H_k(N) & \longrightarrow & H_k(N') \\ \downarrow & & \downarrow \\ H_k(K) & \longrightarrow & H_k(K'), \end{array}$$

which implies that $H_k^p(N) \cong H_k^p(K)$. \square

This proposition shows that the point-centered perspective of the MCF and the cluster-centered perspective of the MCNF are essentially equivalent, which also has computational consequences.

Remark 34. If $\sum_{m=1}^M \#\mathcal{P}^{t_m} < \#X$, i.e., the total number of clusters is smaller than the size of X , then it can be computationally beneficial to use the MCNF instead of the MCF. In the common case where \mathcal{P}^{t_1} is a partition of singletons, then $\#\mathcal{P}^{t_1} = \#X$ and the MCF should be preferred for computational reasons.

Finally, we can use Proposition 33 to prove Proposition 25 in Section 3.3, which relates k -conflicts in the MCF to cluster intersection patterns more readily understood in the MCNF.

Proof of Proposition 25. It is sufficient to consider the case $t = t_m$, $m = 1, \dots, M$, see Remark 5. Following Proposition 33, K^t has the same homology as N^t where simplices $\sigma \in N^t$ are subsets of the multi-index set $A := A(m)$ (Eq. 20). We can assume without loss of generality that the map $A \rightarrow \Pi_X, \alpha \mapsto C_\alpha$ is injective (when we only track the first occurrence of a cluster) and so all clusters C_α , $\alpha \in A$, are mutually distinct. Then $\beta_k^t > 0$ yields that $\beta_k[N^t] > 0$ and so there exists $z \in Z_k[N^t]$ with $z = \sigma_1 + \dots + \sigma_n \in N_k^t$ and $[z] \neq \emptyset$. The existence of $\sigma \in N_k^t$ requires that there exist $k + 1$ index pairs in A and associated mutually distinct clusters C_1, \dots, C_{k+1} such that $\bigcap_{i=1}^{k+1} C_i = \emptyset$. \square

5.2 MCF in the special case of hierarchical clustering

It is illustrative to examine the MCF of the strictly hierarchical case. For that purpose, we study the properties of matrix of first contacts D_θ defined in Eq. (10). To simplify our notation, if θ is clear from the context, we drop it and write D instead of D_θ .

Recall from Eq. (10) that the element $D_{xy} \geq t_1$ is the first scale at which two points $x, y \in X$ become part of the same cluster in θ . The matrix D is symmetric with t_1 on the diagonal and fulfils the properties of a *dissimilarity measure* ($D_{xx} \leq D_{xy} = D_{yx}$ for all $x, y \in X$) [16, p. 10]. In the case of hierarchical clustering, D fulfils the strong triangle-inequality ($D_{xz} \leq \max(D_{xy}, D_{yz})$ for all $x, y, z \in X$) because merged points never separate and D thus defines an ultrametric on X , see [13, Lemma 10]. In the case of a non-hierarchical sequence, D does not even fulfil the standard triangle inequality in general because merged points can separate again.

Let us define a simplicial complex L^t , $t \geq t_1$, as the clique complex of the thresholded *cluster assignment graph* (CAG) $G_t = (X, E_t)$ with undirected edges $E_t := \{\{x, y\}, x, y \in X \mid D_{xy} \leq t\}$, see Eq. (3). The clique complex filtration $\mathcal{L} = (L^t)_{t \geq t_1}$ guarantees the stability of PDs because D is a dissimilarity measure [16, p. 10]. However, note that \mathcal{L} is 2-determined, in contrast to the MCF (Remark 8) and not equivalent to the MCF \mathcal{M} in general.

Example 35 (Running example). In our running example (Example 6) $K^t = L^t$ for $t \leq 3$. However, $K^4 \neq L^4 = 2^X$ because L^4 is the clique complex corresponding to the undirected graph G_4 with adjacency matrix

$$A = \begin{pmatrix} 0 & 2 & 0 \\ 0 & 0 & 3 \\ 4 & 0 & 0 \end{pmatrix}, \quad (22)$$

where all three nodes form a clique such that the 2-simplex $[x_1, x_2, x_3]$ is contained in L^4 . This means that $H_1^4(L^4)$ is trivial in contrast to $H^4(K^4) = \mathbb{Z}$, hence the PH of \mathcal{L} is not equivalent.

Our example suggests that \mathcal{L} is less sensitive to higher-dimensional conflicts, but we can show that \mathcal{L} has the same zero-dimensional PH as \mathcal{M} . This implies that we can compute the persistent hierarchy $h(t)$ of the MCF (Eq. 12) also from \mathcal{L} .

Proposition 36. For $t \geq t_1$ and $p \geq 0$ we have $H_0^p(L^t) \cong H_0^p(K^t)$ but the equality $H_k^p(L^t) \cong H_k^p(K^t)$ does not hold for $1 \leq k \leq \dim(K)$ in general.

Proof. The 1-skeletons of L^t and K^t coincide and so $H_0^p(L^t) \cong H_0^p(K^t)$. However, L^t is 2-determined but K^t not and so $H_k^p(L^t) \not\cong H_k^p(K^t)$ for $1 \leq k \leq \dim(K)$ in general. \square

For a strictly hierarchical sequence of partitions, \mathcal{L} is equivalent to the VR filtration (Eq. 2) of the ultrametric space (X, D) and thus leads to the same PH as the MCF.

Corollary 37. If the sequence of partitions $(\theta(t))_{t \geq t_1}$ is strictly hierarchical, then $H_k^p(L^t) \cong H_k^p(K^t)$ for all $k \leq \dim(K)$, $t \geq t_1$ and $p \geq 0$.

Proof. From the previous proposition we already know that the zero-dimensional PH groups of \mathcal{L} and \mathcal{M} are equivalent. Using Proposition 24, it remains to show that $H_k^p(L^t) = 0$. As θ is strictly hierarchical, the adjacency matrix D_θ of the CAG (Eq. 10) corresponds to an ultrametric. To complete the proof, recall that the higher-dimensional homology groups of a VR filtration constructed from an ultrametric space are zero, see [50, Theorem 31]. \square

Analysing hierarchical clustering with the MCF \mathcal{M} is thus equivalent to analysing the ultrametric space (X, D_θ) associated with the dendrogram with a VR filtration. If we further assume that the hierarchical sequence of partitions was obtained from a finite metric space (X, d) using single-linkage hierarchical clustering, we can use a stability theorem by Carlsson and Mémoli [13, Proposition 26] to relate the (only non-trivial) zero-dimensional PD of the MCF directly to the underlying ultrametric space.

Corollary 38. Let $\theta : [0, \infty) \rightarrow \Pi_X$ and $\tilde{\theta} : [0, \infty) \rightarrow \Pi_Y$ be two sequences of partitions obtained from the finite metric spaces (X, d_X) and (Y, d_Y) respectively using single-linkage hierarchical clustering. Then we obtain the following inequalities for the corresponding MCFs \mathcal{M} and $\tilde{\mathcal{M}}$ and ultrametries D_θ and $D_{\tilde{\theta}}$:

$$d_{W,\infty}(\text{Dgm}_0(\mathcal{M}), \text{Dgm}_0(\tilde{\mathcal{M}})) \leq d_{\text{GH}}((X, D_\theta), (Y, D_{\tilde{\theta}})) \leq d_{\text{GH}}((X, d_X), (Y, d_Y)), \quad (23)$$

where $d_{W,\infty}$ is the bottleneck distance (Eq. 7) and d_{GH} is the Gromov-Hausdorff distance.

Proof. For hierarchical sequences of partitions θ and $\tilde{\theta}$, D_θ and $D_{\tilde{\theta}}$ as defined in Eq. (10) are ultrametries. The proof follows directly from [13, Proposition 26] and a standard stability result for the VR filtration [18, Theorem 3.1]. See SM for a full proof. \square

6 Conclusion

In this article, we develop a TDA-based framework for the analysis and comparison of (non-hierarchical) sequences of partitions that arise in multiscale clustering applications. We define the *Multiscale Clustering Filtration* (MCF), a filtration of abstract simplicial complexes that encodes arbitrary patterns of cluster assignments across scales. We use the zero-dimensional PH of the MCF to define a measure for the hierarchy in the sequence of partitions called *persistent hierarchy*. We also show that the higher-dimensional PH tracks the emergence and resolution of conflicts between cluster assignments across scales, and we define the measure of *persistent conflict* to identify partitions that resolve many conflicts. We illustrate numerically how the MCF PD and our derived measures can characterise multiscale data clusterings and identify ground truth partitions at multiple scales, if existent, as those resolving many conflicts.

While multiscale clusterings have been tackled with TDA-based methods before, these were limited to the hierarchical case. Motivated by Multiscale MAPPER [20], an algorithm that produces a hierarchical sequence of representations at multiple levels of resolution, the notion of ‘Topological Hierarchies’ was developed to study tree structures emerging from hierarchical clustering [8, 9]. Similar objects (e.g., merge trees, branching morphologies or phylogenetic trees) have also been studied with topological tools and their structure can be distinguished using persistent barcodes [30, 29]. In contrast, our setting is closer to the study of phylogenetic networks with horizontal evolution across lineages [15], and the MCF applies to both

hierarchical and non-hierarchical multiscale clustering. The MCF can thus be interpreted as a tool to study more general Sankey diagrams (rather than only strictly hierarchical dendrograms) that emerge naturally from multiscale data analysis. A related framework for the analysis of dynamic graphs was developed by Kim and Mémoli who define so-called ‘formigrams’ that lead to ‘zigzag’ diagrams of partitions [32], but a detailed comparison lies beyond the scope of this article and deserves further work.

Several additional open research directions remain. One goal is to compute minimal generators of the MCF PH classes to locate not only when, but also where, conflicts emerge in the dataset. Furthermore, we are currently working on a bootstrapping scheme for MCF inspired by [11], which would enable the application of MCF to larger datasets; yet, while our initial experimental results are promising, a theoretical underpinning and estimation of error rates still need to be established. In particular, this requires further analysis of the stability of the MCF for small perturbations in the sequence of partitions and we plan to study the effect of (locally) randomizing or inverting the scale index t , which plays the role of a coarsening parameter for sequences of partitions.

Ethical Approval

No ethics approval was required.

Competing interests

The authors declare that they have no competing interests.

Authors’ contributions

DS developed the theoretical analysis, performed the computations in this study, prepared the figures and wrote the main manuscript text. Both authors contributed to the design of the research and the revision of the work and the manuscript.

Funding

DS acknowledges support from the EPSRC (PhD studentship through the Department of Mathematics at Imperial College London). MB acknowledges support from EPSRC grant EP/N014529/1 supporting the EPSRC Centre for Mathematics of Precision Healthcare.

Availability of data and materials

A python implementation of MCF based on the GUDHI software [37] is hosted on GitHub under a GNU General Public License at <https://github.com/barahona-research-group/MCF>. The repository also contains code to reproduce our numerical experiments. The multiscale clusterings were obtained with Markov Stability using the PyGenStability python package [3] available at <https://github.com/barahona-research-group/PyGenStability>.

Acknowledgements

We thank Heather Harrington for helpful discussions and for the opportunity to present work in progress at the Oxford Centre for Topological Data Analysis in January 2023. We also thank Iris Yoon, Lewis Marsh and Amritendu Dhar Shekhar for valuable discussions. This work benefited from the first author’s participation in Dagstuhl Seminar 23192 “Topological Data Analysis and Applications” in May 2023.

References

- [1] Mehmet E. Aktas, Esra Akbas, and Ahmed El Fatmaoui. “Persistence Homology of Networks: Methods and Applications”. In: *Applied Network Science* 4.1 (2019), pp. 1–28.
- [2] M. Tarik Altuncu et al. “Extracting Information from Free Text through Unsupervised Graph-Based Clustering: An Application to Patient Incident Records”. In: (2019). arXiv: 1909.00183 [cs, math, stat].

- [3] Alexis Arnaudon et al. “Algorithm 1044: PyGenStability, a Multiscale Community Detection with Generalized Markov Stability”. In: *ACM Trans. Math. Softw.* 50.2 (2024), 15:1–15:8.
- [4] Alexis Arnaudon et al. *PyGenStability: Multiscale Community Detection with Generalized Markov Stability*. 2023. arXiv: 2303.05385 [cs].
- [5] Dominique Attali, André Lieutier, and David Salinas. “Efficient Data Structure for Representing and Simplifying Simplicial Complexes in High Dimensions”. In: *Proceedings of the Twenty-Seventh Annual Symposium on Computational Geometry*. SoCG ’11. New York, NY, USA: Association for Computing Machinery, 2011, pp. 501–509.
- [6] Yoav Benjamini and Daniel Yekutieli. “The Control of the False Discovery Rate in Multiple Testing under Dependency”. In: *The Annals of Statistics* 29.4 (2001), pp. 1165–1188.
- [7] Béla Bollobás. *Random Graphs*. 2e édition - Revised edition. Cambridge: Cambridge University Press, 2011.
- [8] Kyle Brown. “Topological Hierarchies and Decomposition: From Clustering to Persistence”. PhD thesis. Wright State University, 2022.
- [9] Kyle Brown et al. *HELOC Applicant Risk Performance Evaluation by Topological Hierarchical Decomposition*. 2018. arXiv: 1811.10658 [cs, stat].
- [10] Richard A. Brualdi. *Introductory Combinatorics*. 5th ed. Upper Saddle River, N.J: Pearson/Prentice Hall, 2010.
- [11] Yueqi Cao and Anthea Monod. “Approximating Persistent Homology for Large Datasets”. In: *arXiv:2204.09155 [cs, math, stat]* (2022). arXiv: 2204.09155 [cs, math, stat].
- [12] Gunnar Carlsson. “Topology and Data”. In: *Bulletin of the American Mathematical Society* 46.2 (2009), pp. 255–308.
- [13] Gunnar Carlsson and Facundo Mémoli. “Characterization, Stability and Convergence of Hierarchical Clustering Methods”. In: *Journal of Machine Learning Research* 11.47 (2010), pp. 1425–1470.
- [14] Gunnar Carlsson et al. “Axiomatic Construction of Hierarchical Clustering in Asymmetric Networks”. In: *2013 IEEE International Conference on Acoustics, Speech and Signal Processing*. 2013, pp. 5219–5223. DOI: 10.1109/ICASSP.2013.6638658.
- [15] Joseph Minhow Chan, Gunnar Carlsson, and Raul Rabadan. “Topology of Viral Evolution”. In: *Proceedings of the National Academy of Sciences* 110.46 (2013), pp. 18566–18571.
- [16] Frédéric Chazal, Vin de Silva, and Steve Oudot. “Persistence Stability for Geometric Complexes”. In: *Geometriae Dedicata* 173.1 (2014), pp. 193–214.
- [17] Frédéric Chazal and Steve Yann Oudot. “Towards Persistence-Based Reconstruction in Euclidean Spaces”. In: *Proceedings of the Twenty-Fourth Annual Symposium on Computational Geometry*. SCG ’08. New York, NY, USA: Association for Computing Machinery, 2008, pp. 232–241.
- [18] Frédéric Chazal et al. “Gromov-Hausdorff Stable Signatures for Shapes Using Persistence”. In: *Computer Graphics Forum* 28.5 (2009), pp. 1393–1403.
- [19] Jean-Charles Delvenne, Sophia N. Yaliraki, and Mauricio Barahona. “Stability of Graph Communities across Time Scales”. In: *Proceedings of the National Academy of Sciences* 107.29 (2010), pp. 12755–12760.
- [20] Tamal K. Dey, Facundo Mémoli, and Yusu Wang. “Multiscale Mapper: Topological Summarization via Codomain Covers”. In: *Proceedings of the Twenty-Seventh Annual ACM-SIAM Symposium on Discrete Algorithms*. Society for Industrial and Applied Mathematics, 2016, pp. 997–1013.
- [21] Tamal K. Dey and Yusu Wang. *Computational Topology for Data Analysis*. First edition. New York: Cambridge University Press, 2022.
- [22] Herbert Edelsbrunner and J. Harer. *Computational Topology: An Introduction*. Providence, R.I: American Mathematical Society, 2010.
- [23] Herbert Edelsbrunner, David Letscher, and Afra Zomorodian. “Topological Persistence and Simplification”. In: *Discrete & Computational Geometry* 28.4 (2002), pp. 511–533.
- [24] P Erdős and A Rényi. “On Random Graphs I”. In: *Publicationes Mathematicae Debrecen* 6 (1959), pp. 290–297. DOI: 10.5486/PMD.1959.6.3-4.12.
- [25] Renee S. Hoekzema et al. “Multiscale Methods for Signal Selection in Single-Cell Data”. In: *Entropy* 24.8 (2022), p. 1116.
- [26] Paul W. Holland, Kathryn Blackmond Laskey, and Samuel Leinhardt. “Stochastic Blockmodels: First Steps”. In: *Social Networks* 5.2 (1983), pp. 109–137.
- [27] Danijela Horak, Slobodan Maletić, and Milan Rajković. “Persistent Homology of Complex Networks”. In: *Journal of Statistical Mechanics: Theory and Experiment* 2009.03 (2009), P03034.
- [28] A. K. Jain, M. N. Murty, and P. J. Flynn. “Data Clustering: A Review”. In: *ACM Computing Surveys* 31.3 (1999), pp. 264–323.
- [29] Lida Kanari, Adélie Garin, and Kathryn Hess. “From Trees to Barcodes and Back Again: Theoretical and Statistical Perspectives”. In: *Algorithms* 13.12 (2020), p. 335.
- [30] Lida Kanari et al. “A Topological Representation of Branching Neuronal Morphologies”. In: *Neuroinformatics* 16.1 (2018), pp. 3–13.
- [31] Brian Karrer and M. E. J. Newman. “Stochastic Blockmodels and Community Structure in Networks”. In: *Physical Review E* 83.1 (2011), p. 016107.
- [32] Woojin Kim and Facundo Mémoli. *Extracting Persistent Clusters in Dynamic Data via Möbius Inversion*. 2022. arXiv: 1712.04064 [cs, math].
- [33] Alexander Kraskov et al. “Hierarchical Clustering Based on Mutual Information”. 2003. arXiv: q-bio/0311039.

- [34] R. Lambiotte, J.-C. Delvenne, and M. Barahona. *Laplacian Dynamics and Multiscale Modular Structure in Networks*. 2009. arXiv: 0812.1770 [physics].
- [35] Renaud Lambiotte, Jean-Charles Delvenne, and Mauricio Barahona. “Random Walks, Markov Processes and the Multiscale Modular Organization of Complex Networks”. In: *IEEE Transactions on Network Science and Engineering* 1.2 (2014), pp. 76–90.
- [36] Ulrike von Luxburg, Robert C. Williamson, and Isabelle Guyon. “Clustering: Science or Art?”. In: *Proceedings of ICML Workshop on Unsupervised and Transfer Learning*. JMLR Workshop and Conference Proceedings, 2012, pp. 65–79.
- [37] Clément Maria et al. “The Gudhi Library: Simplicial Complexes and Persistent Homology”. In: *Mathematical Software – ICMS 2014*. Ed. by Hoon Hong and Chee Yap. Berlin, Heidelberg: Springer, 2014, pp. 167–174. doi: 10.1007/978-3-662-44199-2_28.
- [38] Jiří Matoušek. *Using the Borsuk-Ulam Theorem: Lectures on Topological Methods in Combinatorics and Geometry*. Universitext. Berlin ; New York: Springer, 2003.
- [39] Nina Otter et al. “A Roadmap for the Computation of Persistent Homology”. In: *EPJ Data Science* 6.1 (2017), pp. 1–38.
- [40] Tiago P. Peixoto. “Hierarchical Block Structures and High-Resolution Model Selection in Large Networks”. In: *Physical Review X* 4.1 (2014), p. 011047.
- [41] Michael T. Schaub, Renaud Lambiotte, and Mauricio Barahona. “Encoding Dynamics for Multiscale Community Detection: Markov Time Sweeping for the Map Equation”. In: *Physical Review E* 86.2 (2012), p. 026112.
- [42] Michael T. Schaub, Jiaze Li, and Leto Peel. “Hierarchical Community Structure in Networks”. In: *Physical Review E* 107.5 (2023), p. 054305.
- [43] Michael T. Schaub et al. “Markov Dynamics as a Zooming Lens for Multiscale Community Detection: Non Clique-Like Communities and the Field-of-View Limit”. In: *PLoS ONE* 7.2 (2012). Ed. by Olaf Sporns.
- [44] Michael T. Schaub et al. “The Many Facets of Community Detection in Complex Networks”. In: *Applied Network Science* 2.1 (2017), pp. 1–13.
- [45] Dominik J. Schindler, Jonathan Clarke, and Mauricio Barahona. “Multiscale Mobility Patterns and the Restriction of Human Movement”. In: *Royal Society Open Science* 10.10 (2023), p. 230405.
- [46] Dominik J. Schindler and Matthew Fuller. “Community as a Vague Operator: Epistemological Questions for a Critical Heuristics of Community Detection Algorithms”. In: *Computational Culture* 9 (2023).
- [47] Gurjeet Singh, Facundo Memoli, and Gunnar Carlsson. “Topological Methods for the Analysis of High Dimensional Data Sets and 3D Object Recognition”. In: *Eurographics Symposium on Point-Based Graphics* (2007), 10 pages.
- [48] Primož Skraba and Katharine Turner. *Wasserstein Stability for Persistence Diagrams*. 2022. arXiv: 2006.16824 [math].
- [49] Richard P. Stanley. *Enumerative Combinatorics. Volume 1*. 2nd ed. Cambridge Studies in Advanced Mathematics 49. Cambridge, NY: Cambridge University Press, 2011.
- [50] Qingsong Wang. “The Persistent Topology of Geometric Filtrations”. PhD thesis. The Ohio State University, 2022.
- [51] Frank Wilcoxon. “Individual Comparisons by Ranking Methods”. In: *Biometrics Bulletin* 1.6 (1945), pp. 80–83. JSTOR: 3001968.
- [52] David Cheng Zarate et al. “Optimal Sankey Diagrams Via Integer Programming”. In: *2018 IEEE Pacific Visualization Symposium (PacificVis)*. 2018, pp. 135–139. doi: 10.1109/PacificVis.2018.00025.
- [53] Afra Zomorodian and Gunnar Carlsson. “Computing Persistent Homology”. In: *Discrete & Computational Geometry* 33.2 (2005), pp. 249–274.

A Additional background on Sankey diagrams

Non-hierarchical sequences of partitions are naturally represented by *Sankey diagrams*, which allow for crossings [52]. In the Sankey diagrams, each level corresponds to a partition of a set X with vertices representing its clusters, and the flows between levels indicate the assignments of elements between clusters.

Definition 39. For a sequence of partitions θ (Eq. 1) with critical points $t_1 \leq t_2 \leq \dots \leq t_M$ we define its corresponding Sankey diagram as the M -partite weighted graph $S = (V, E)$ with vertices $V = \theta(t_1) \uplus \dots \uplus \theta(t_M)$ and edges $E = E_1 \uplus \dots \uplus E_{M-1}$ such that $E_i = \{(C, C') \mid C \in \theta(t_i), C' \in \theta(t_{i+1}) : C \cap C' \neq \emptyset\}$ for $i = 1, \dots, M - 1$ and the weights are given by $W : V \times V \mapsto [0, \infty)$ such that $W(C, C') = \#(C \cap C')$.

Note that the Sankey diagram S is flow-preserving, i.e., the flows from one level to the next always sum up to $\#X$. If θ is obtained through hierarchical clustering, the Sankey diagram S reduces to an acyclic merge tree also called *dendrograms* [28, 13].

B Extended proofs

First we provide an additional proof of Corollary 24 in which we show directly that hierarchical sequences of partitions lead to a trivial higher-dimensional homology.

Proof of Corollary 24. Let $z \in Z_k^t$ for some $t \geq t_1$ and $1 \leq k \leq \dim(K)$ and let $m \leq M$ be the largest m such that $t_m \leq t$, i.e., $K^t = K^{t_m}$. Then there exist k -simplices $\sigma_1, \dots, \sigma_n \in K^t$, $n \in \mathbb{N}$, such that $z = \sigma_1 + \dots + \sigma_n$. In particular, for all $i = 1, \dots, n$ exist $m(i) \leq m$ such that for all $x, y \in \sigma_i$ we have $x \sim_{t_{m(i)}} y$. As the sequence of partitions is hierarchical, $x \sim_{t_{m(i)}} y$ for some $x, y \in X$ implies that $x \sim_{t_m} y$ and so for all $x, y \in \bigcup_{i=1}^n \sigma_i$ we have $x \sim_{t_m} y$. This means that $\bigcup_{i=1}^n \sigma_i \in K^t$ and so there exists a $c \in C_{k+1}^t$ such that $\partial_{k+1} c = z$. Hence, $Z_k^t \subseteq B_k^t$ which proves $H_k^{t,p} = 0$ for all $p \geq 0$. \square

Next, we provide a full proof of the Persistent Nerve Lemma 32 for abstract simplicial complexes based on the proof idea sketched in the main manuscript.

Proof of Lemma 32. Let K' be an abstract simplicial p -complex with N vertices, then we use the canonical geometric realisation in (\mathbb{R}^N, d) that maps the k -th vertex v_k to the k -th canonical basis vector e_k , and where d is the standard Euclidian distance. We can compute a geometric realisation of $K \subseteq K'$ with the same map and so the underlying spaces fulfil $|K| \subseteq |K'| \subseteq \mathbb{R}^N$. Also observe that for any $\sigma, \tau \in K'$ we have

$$|\sigma| \cap |\tau| = \emptyset \iff d(|\sigma|, |\tau|) \geq d_{\min} := \frac{1}{\sqrt{\dim(K') + 1}}. \quad (24)$$

This is true because $|\sigma| \cap |\tau|$ implies that $|\sigma|$ and $|\tau|$ are orthogonal sets in \mathbb{R}^N and so $d(|\sigma|, |\tau|) = \min_{x \in |\sigma|, y \in |\tau|} \sqrt{\|x\|^2 + \|y\|^2} \geq \min_{x \in |\sigma|} \|x\|$ and because every $x \in |\tau|$ is a convex combination of at least $p + 1$ basis vectors we have $\|x\| \geq \frac{1}{\sqrt{p+1}}$.

Let $\mathcal{B}_r(\cdot)$ denote the open ball in $|K| \subseteq \mathbb{R}^N$ with radius $r := \frac{d_{\min}}{3} > 0$ centred around a point (or a subset) and for $\alpha \in A$ we define the open ‘inflation’ of $|K_\alpha|$ in $|K|$ as

$$U_\alpha = \mathcal{B}_r(|K_\alpha|) = \bigcup_{x \in |K_\alpha|} \mathcal{B}_r(x).$$

Then $\mathcal{U} = \{U_\alpha\}_{\alpha \in A}$ is an open cover for $|K|$ and a similar construction leads to the open cover $\mathcal{U}' = \{U'_\alpha\}_{\alpha \in A}$ for $|K'|$ such that $U_\alpha \subseteq U'_\alpha$ for all $\alpha \in A$. Moreover, for all $k \in \mathbb{N}$ and $\alpha_0, \dots, \alpha_k \in A$ it holds that

$$\bigcap_{i=0}^k U_{\alpha_i} = \mathcal{B}_r \left(\bigcap_{i=0}^k |K_{\alpha_i}| \right). \quad (25)$$

While “ \supseteq ” is obvious, assume for “ \subseteq ” that $\tilde{x} \in \bigcap_{i=0}^k U_{\alpha_i} \neq \emptyset$. Then there exist $x_i \in |K_{\alpha_i}|$ such that $\tilde{x} \in \mathcal{B}_r(x_i) \subseteq \mathcal{B}_r(|K_{\alpha_i}|)$ for all i . For $i \neq j$ this implies

$$d(x_i, x_j) \leq d(x_i, \tilde{x}) + d(\tilde{x}, x_j) \leq 2r < d_{\min},$$

and so $x_i = x_j$ by Eq. (24). Define $x := x_0$, then $x \in \bigcap_{i=0}^k |K_{\alpha_i}|$ and $\tilde{x} \in \mathcal{B}_r(x) \subseteq \mathcal{B}_r \left(\bigcap_{i=0}^k |K_{\alpha_i}| \right)$ which proves “ \subseteq ”.

Eq. (25) implies that $\bigcap_{i=0}^k U_{\alpha_i}$ is either empty or contractible and so \mathcal{U} is a good open cover. The same argument shows that \mathcal{U}' is also a good open cover. For the nerves $\mathcal{N}(\mathcal{U})$ and $\mathcal{N}(\mathcal{U}')$, Lemma 3.4 from [17] thus yields that there exist homotopy equivalences $\mathcal{N}(\mathcal{U}) \rightarrow |K|$ and $\mathcal{N}(\mathcal{U}') \rightarrow |K'|$ that commute with the canonical inclusions $|K| \hookrightarrow |K'|$ and $\mathcal{N}(\mathcal{U}) \hookrightarrow \mathcal{N}(\mathcal{U}')$. We complete the proof by observing that Eq. (25) leads to $N = \mathcal{N}(\mathcal{U})$ and similarly one obtains $N' = \mathcal{N}(\mathcal{U}')$. \square

Finally, we provide a full proof of the MCF stability in the special case of single linkage hierarchical clustering.

Proof of Corollary 38. Single linkage hierarchical clustering produces strictly hierarchical sequences of partitions and so A and \tilde{A} , the adjacency matrices of the CAGs associated to the MCFs \mathcal{M} and $\tilde{\mathcal{M}}$ as defined in Eq. (10), are ultrametrics. The second inequality thus follows the stability result for single linkage hierarchical clustering by [13, Proposition 26], because A and \tilde{A} are equivalent to the ultrametrics associated to the dendrograms of the sequences of partitions obtained from single linkage hierarchical clustering.

Furthermore, one can interpret the clique complex filtrations \mathcal{L} and \mathcal{L}' derived from A and \tilde{A} as Vietoris-Rips filtrations defined on the finite ultrametric spaces (X, A) and (X, \tilde{A}) , respectively. Following a standard stability result for the Vietoris-Rips filtration [18, Theorem 3.1] we get

$$d_{W,\infty}(\text{Dgm}_0(\mathcal{L}), \text{Dgm}_0(\tilde{\mathcal{L}})) \leq d_{\text{GH}}((X, A), (Y, \tilde{A})).$$

The first inequality then follows because Corollary 37 implies that the persistence diagrams for the MCF and the clique complex filtration of the CAG are the same. \square

C Supplementary material for numerical experiments

C.1 Definition of stochastic block models

Stochastic block models (SBMs) are random graph models to generate undirected, unweighted graphs with planted partition structure into different clusters (also called blocks), where the probability P_{ij} of an edge between two vertices only depends on the cluster assignment [26, 31]. When only a single partition is used to define the SBM we call it a ‘single-scale’ SBM. To formalise this, recall that a partition $\mathcal{P} \in \Pi_X$ for a set of vertices $V = \{1, \dots, N\}$ into $c \in \mathbb{N}$ clusters can be represented by a $N \times c$ *cluster indicator matrix* F where $F_{ir} = 1$ if vertex $i \in V$ is part of cluster $r \in \{1, \dots, c\}$ and $F_{ir} = 0$ otherwise. We further define a $c \times c$ *affinity matrix* Ω such that $0 \leq \Omega_{rs} \leq 1$ is the probability that a vertex in cluster r is connected to a vertex in cluster s . We can then define the $N \times N$ *probability matrix* P as:

$$P = F\Omega F^T, \quad (26)$$

which allows to generate adjacency matrices A corresponding to the SBM through a Bernoulli distribution $\mathbb{P}[A_{ij} = 1] = P_{ij}$ and $\mathbb{P}[A_{ij} = 0] = 1 - P_{ij}$ for each edge $(i, j) \in V \times V$. Using single-scale SBMs as building blocks, we can construct a ‘multiscale SBM’ with planted partitions at L different scales as follows. For each scale $\ell \in \{1, \dots, L\}$ define a $N \times c(\ell)$ cluster indicator matrix $F^{(\ell)}$ and a $c(\ell) \times c(\ell)$ affinity matrix $\Omega^{(\ell)}$. We then define the $N \times N$ probability matrix P of the multiscale SBM as the convex combination:

$$P := \sum_{\ell=1}^L w_\ell P^{(\ell)} = \sum_{\ell=1}^L w_\ell F^{(\ell)} \Omega^{(\ell)} (F^{(\ell)})^T, \quad (27)$$

where each level ℓ has an associated weight $w_\ell > 0$ with $\sum_{\ell=1}^L w_\ell = 1$. Before sampling, we additionally permute the vertex labels so that they contain no information about the block structure. We can again use the probability matrix P to sample graphs from the multiscale SBM and the expected adjacency matrix $\mathbb{E}[A]$ is given by $\mathbb{E}[A] = P$. In contrast to previous constructions of multiscale SBMs using trees [40, 42], our construction via convex sums of probability matrices of single-scale SBMs also extends to the case of non-hierarchical models with planted partition structure that is not nested across scales.

C.2 Details on model parameters

In our experiments, we restrict ourselves to models with equal-sized blocks, i.e., the clusters in a partition $F^{(l)}$ have the same size $s(l) := N/c(l)$. Moreover, we only consider affinity matrices $\Omega^{(l)}$ with diagonal elements $\Omega_{rr}^{(l)} = \alpha^{(l)}$ and off-diagonal elements $\Omega_{rs}^{(l)} = \beta$, for $r \neq s$, across all scales. We define four models for $N = 270$ points each with fixed $\beta = 0.001$ at each scale and set the probabilities α^l for different scales l in a way such that the expected number of edges is always 2,500.

- (i) **Erdős-Renyi (ER)**: To generate a fully random ER graph, we can use an sSBM with a single block such that the partition indicator matrix is given by the vector of ones, i.e., $F^{(1)} = \mathbf{1}$, and we set $\alpha^{(1)} = 0.06884$.
- (ii) **Single-scale SBM (sSBM)**: For the sSBM we define a partition indicator matrix $F^{(1)}$ with three equal-sized blocks and set $\alpha^{(1)} = 0.20604$.
- (iii) **Multiscale SBM (mSBM)**: We define an mSBM model with three hierarchical scales. At the coarse scale, the partition indicator matrix $F^{(1)}$ represents three equal-sized blocks with weight $w_1 = \frac{1}{14}$. At the medium scale, $F^{(2)}$ represents nine equal-sized blocks with weight $w_2 = \frac{3}{14}$. At the fine scale, $F^{(3)}$ represents 27 equal-sized blocks with weight $w_3 = \frac{10}{14}$. Across all three scales we set $\alpha^{(1)} = \alpha^{(2)} = \alpha^{(3)} = 0.96159$.

- (iv) **Non-hierarchical multiscale SBM (nh-mSBM)**: We define an nh-mSBM model with three non-hierarchical scales corresponding to non-nested planted partitions. At the coarse scale, the partition indicator matrix $F^{(1)}$ represents three equal-sized blocks with weight $w_1 = \frac{4}{65}$. At the medium scale, $F^{(2)}$ represents five equal-sized blocks with weight $w_2 = \frac{9}{65}$. At the fine scale, $F^{(3)}$ represents 27 equal-sized blocks with weight $w_3 = \frac{52}{65}$. Across all three scales we set $\alpha^{(1)} = \alpha^{(2)} = \alpha^{(3)} = 0.91278$.

Figure 2 shows one adjacency matrix sampled from each of the models defined above (with vertices permuted so that the multiscale structure becomes visible). To account for stochasticity, we generate an ensemble of 200 graphs from each of the different models leading to 800 adjacency matrices A_i , $i = 1, \dots, 800$.

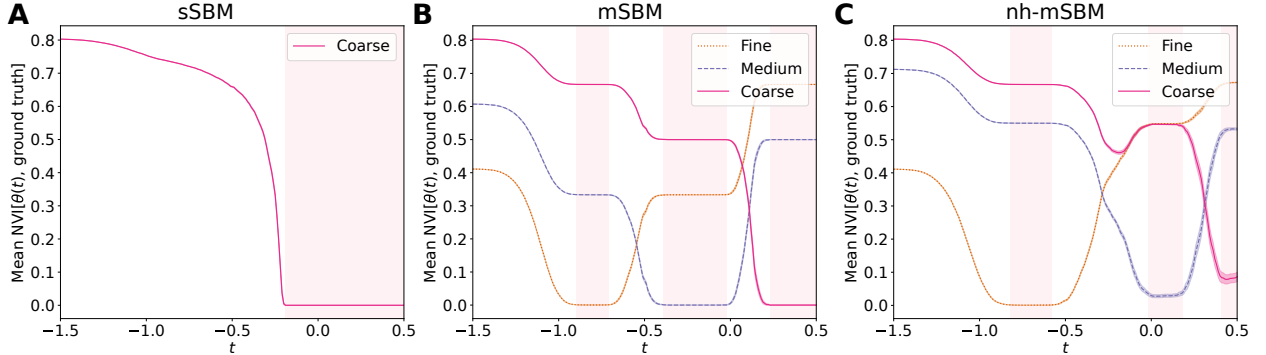


Figure 6: **Average NVI between partitions in sequences and ground truth partitions.** We compute the average NVI with 95% confidence intervals between all partitions in the sequences θ_i and ground truth planted partitions of the different models. Low values of NVI close to 0 indicate that we recover the single ground-truth partition of sSBM and the three ground-truth partitions of mSBM and nh-mSBM (shaded in pink).

We then apply multiscale clustering with Markov Stability (MS) [34, 19, 35, 43] using the `PyGenStability` python package [4] and obtain non-hierarchical sequences of partitions $\theta_i : [t_1, t_{200}] \rightarrow \Pi_V, t \mapsto \theta_i^t$ for each adjacency matrix A_i , $i = 1, \dots, 800$. The sequences of partitions θ_i are indexed over the continuous *Markov time* t , which is evaluated at 200 log-scales equidistantly ranging from $t_1 = -1.5$ to $t_{200} = 0.5$. This leads to four ensembles of multiscale clusterings θ_i where indices $i = 1, \dots, 200$ correspond to ER, $i = 201, \dots, 400$ to sSBM, $i = 401, \dots, 600$ to mSBM and $i = 601, \dots, 800$ to nh-mSBM. From each ensemble, we visualise one sequence of partitions as a Sankey diagram in Figure 2. We observe that the sequences of partitions get coarser with increasing scale and that they inherit a quasi-hierarchical nature for the sSBM, mSBM and nh-mSBM models reflecting the underlying (multiscale) planted partition structure.

For the three models with planted partitions (sSBM, mSBM and nh-mSBM), we compute the Normalised Variation of Information (NVI) [33] between $\theta_i(t)$, $t \geq t_1$, and the ground-truth partitions at different scales averaged over all the sequences in the ensemble and we also compute 95% confidence intervals. The NVI is a metric on the space of partitions and low values of NVI close to 0 indicate a high similarity between partitions. We find that the sequences of partitions retrieved from sSBM, mSBM and nh-mSBM recover the ground-truth partitions at different scales (highlighted in pink), see Figure 6.