

Functional diffusion driven stochastic volatility model

Piotr Kokoszka^{a*}

Neda Mohammadi^a

Haonan Wang^a

Shixuan Wang^b

^a Department of Statistics, Colorado State University, USA

^b Department of Economics, University of Reading, UK

Abstract

We propose a stochastic volatility model for time series of curves. It is motivated by dynamics of intraday price curves that exhibit both between days dependence and intraday price evolution. The curves are suitably normalized to stationary in a function space and are functional analogs of point-to-point daily returns. The between curves dependence is modeled by a latent autoregression. The within curves behavior is modeled by a diffusion process. We establish the properties of the model and propose several approaches to its estimation. These approaches are justified by asymptotic arguments that involve an interplay between between the latent autoregression and the intraday diffusions. The asymptotic framework combines the increasing number of daily curves and the refinement of the discrete grid on which each daily curve is observed. Consistency rates for the estimators of the intraday volatility curves are derived as well as the asymptotic normality of the estimators of the latent autoregression. The estimation approaches are further explored and compared by an application to intraday price curves of over seven thousand U.S. stocks and an informative simulation study.

JEL classification: C51, C58.

Keywords: Functional data analysis, Intraday price curves, Itô diffusion process, stochastic volatility.

1 Introduction

Time dependent volatility is one of the main features of financial time series. Diffusion models for price evolution have been employed for over one hundred years, starting perhaps with Bachelier (1900), with a robust development since the 1970s. This paper proposes a model that combines a diffusion model for the intraday price evolution with a stochastic volatility paradigm for day-to-day dependence. We combine the tools of time series analysis, functional data analysis and stochastic calculus.

*Corresponding author. E-mail address: Piotr.Kokoszka@colostate.edu

The concept of univariate conditional heteroscedasticity traces back at least to Engle (1982) who proposed autoregressive conditional heteroscedastic (ARCH) models and the influential contribution of Bollerslev (1986) who proposed generalized autoregressive conditional heteroscedastic (GARCH) models. Later on, Bollerslev *et al.* (1988), Bollerslev (1990), Engle and Kroner (1995), Engle (2002), among many others, utilized GARCH models in analysing multivariate heteroscedastic time series. An overview of multivariate GARCH models is provided in Bauwens *et al.* (2006) and Silvennoinen and Teräsvirta (2009). Bayesian inference for multivariate GARCH models is addressed in Vrontos *et al.* (2003). Hörmann *et al.* (2013) study conditional heteroscedasticity in the framework of functional data analysis (FDA). In particular, they propose a functional version of the ARCH model, which is extended to functional GARCH models by Aue *et al.* (2017). The common feature of all above models is that the random volatility is measurable with respect to *past events*, i.e. conditionally on *past observations* the volatility process is deterministic. To illustrate this point, in the basic univariate ARCH(1), model

$$\begin{cases} r_i &= g_i w_i, & w_i \sim \text{iid } N(0, 1); \\ g_i^2 &= \eta_1 r_{i-1}^2 + \eta_0, \end{cases}$$

the current volatility g_i^2 is a function of the previous observation r_{i-1} . More complex functions lead to various models in the ARCH family. An alternative approach to model the randomness in volatility is the so called stochastic volatility (SV), where in contrast to ARCH-type models, conditionally on past events the volatility process is not fully observable. The simplest univariate formulation of stochastic volatility is

$$(1.1) \quad \begin{cases} r_i &= g_i w_i, & w_i \sim \text{iid } N(0, \sigma_w^2); \\ g_i &= \exp \{ \varphi \log g_{i-1} + \varepsilon_i \}, & \varepsilon_i \sim \text{iid } N(0, \sigma_\varepsilon^2), \end{cases}$$

where φ is a parameter satisfying $|\varphi| < 1$. To draw an analogy to linear time series models, GARCH models are analogous to ARMA models, while the stochastic volatility models are analogous to state space models. The stochastic volatility model was introduced by Taylor (1982) and further developed by Taylor (1994), Ghysels *et al.* (1996), Shephard (1996) and Taylor (2008). Harvey *et al.* (1994), Danielsson (1998), and Asai *et al.* (2006) extend the stochastic volatility models to multivariate settings. A Bayesian approach to multivariate stochastic volatility models is investigated in Yu and Meyer (2006). There have been thousands of contributions to ARCH and SV modeling, and a number of excellent monographs have been published. We listed only selected papers emphasizing those dealing with multivariate models. We propose a *functional* SV model.

In its simplest form, our model is given by equations analogous to equations (1.1):

$$(1.2) \quad \begin{cases} R_i(t) &= g_i \int_0^t \sigma(u) dW_i(u), & t \in [0, 1], \\ \log g_i &= \varphi \log g_{i-1} + \varepsilon_i, & \varepsilon_i \sim \text{iid } \mathcal{WN}(0, \sigma_\varepsilon^2), \quad i \in \mathbb{Z}, \end{cases}$$

where $\mathcal{WN}(0, \sigma_\varepsilon^2)$ denotes white noise with mean zero and finite second moment σ_ε^2 . The $W_i(\cdot)$ s are independent standard Brownian motions independent of the error sequence

$\{\varepsilon_i\}$. The random coefficients g_i are positive with probability one, $\sigma(\cdot)$ is a nonparametric function with $\|\sigma\|_\infty < \infty$ and φ is a scalar with $|\varphi| < 1$, see Section 3 for a full discussion. Setting $t = 1$ in (1.2), we obtain

$$R_i(1) = g_i \int_0^1 \sigma(u) dW_i(u),$$

retrieving the univariate model (1.1) with $r_i = R_i(1)$, $w_i = \int_0^1 \sigma(u) dW_i(u)$ and $\sigma_w^2 = \int_0^1 \sigma^2(u) du$. This property shows that the proposed model (1.2) extends the well established univariate model (1.1).

The data that motivate model (1.2) are intraday price curves suitably transformed to form a stationary sequence of curves. Detailed definitions are given in Section 5. Basically, $R_i(t)$ is the cumulative return on trading day i up to intraday time t . If the exchange opening time is rescaled to the unit interval, $R_i(1)$ is the return on day i , except that we compare the closing price to the opening price, rather than to the closing price on the previous day. The AR(1) formulation appearing in the second equation in (1.2) models the dependence structure between the daily curves. The strength of this dependence is quantified through φ , or more parameters, as explained in Section 4. Müller *et al.* (2011) proposed a framework that uses diffusions to model volatility, but assumed i.i.d curves. It is broadly believed that there is day-to-day dependence in price data. Uncorrelated stochastic volatility curves are also studied in Jang *et al.* (2022) who apply dimension reduction through basis expansions. This technique, however, ignores the roughness of the sample paths which is a crucial property for price processes; continuous time price models are diffusions with nowhere differentiable paths. Chong *et al.* (2022) consider the roughness to be a crucial feature of financial continuous time models and propose stochastic volatility models driven by fractional Brownian motion with the Hurst index $H < 1/2$. Their inference targets the Hurst index H and they establish a minimax theory for this parameter. Their work completes the results of Rosenbaum (2008) that focus on a similar inference problem with $H > 1/2$. The between curve dynamic dependence is not addressed in Rosenbaum (2008) and Chong *et al.* (2022) because they consider a single time interval.

The proposed model is comprehensive in that it models the dependence between the curves through a latent autoregression, roughness of sample paths through the stochastic integral with respect to Brownian motion and intraday volatility through the product $g_i \sigma(\cdot)$, where the g_i exhibit day-to-day dependence. Our main objective is to establish conditions for the existence of solutions to model equations and develop inference for model parameters, which include the autoregressive parameters and the function $\sigma(\cdot)$. It is thus a parametric-nonparametric estimation problem that involves challenges not encountered in previous research, as explained in Section 3. Estimation must take into account the fact that the daily trajectories are observed at discrete time points within a day. The availability of replications indexed by i (day) suggests to approach the problem from a functional data analysis perspective. However, the roughness of the trajectories makes established FDA approaches that assume smoothness less attractive. There is

comprehensive research on rough trajectories, with a typical model assuming that smooth trajectories are observed with i.i.d. randomly scattered measurement errors, see Yao *et al.* (2005), Hall *et al.* (2006) and Li and Hsing (2010), among many others. These approaches are effective for biomedical data. For continuous time price data, roughness is however a fundamental property modeled by diffusions rather than caused by completely random errors. Our strategy is built on approximating the (latent) quadratic variation process that usually satisfies some desired regularity property. Utilizing the approximating quadratic variation processes in lieu of the hidden curves paves the way to employing FDA techniques. Consistency of the realized quadratic variation process and hence estimated objects are addressed under decay of step size, Δ say, and growth of sample size N . Galbraith *et al.* (2015) study GARCH models and propose an argument based on the realized quadratic variation process. Due to the nature of the GARCH model, Galbraith *et al.* (2015) do not require the consistency of the realized quadratic variation process and treat the induced discrepancy as a noise term. This substantially differentiates their approach from the current study.

The remainder of the paper is organized as follows. In Section 2, for ease of reference and to fix notation and terminology, we present relevant information related to stochastic integrals. Section 3 is dedicated to the explanation of the proposed model and estimation approaches in the simplest case of the latent autoregression of order 1, which already contains key model and estimation features, and allows us to focus on them. Extension to AR(p) latent autoregression is developed in Section 4. An Application to U.S. intraday stock prices and a simulation study are presented in Section 5. We conclude in Section 6 with a brief summary and discussion of directions for future research. Online Supplementary Material contains the proofs of the results of Sections 3 and 4, as well as additional information related to the empirical analysis in Section 5.

2 Preliminaries

For ease of reference, we collect in this section useful facts related to Itô diffusion processes. More details are provided in the monographs of Øksendal (2003), Aït-Sahalia and Jacod (2014), and Karatzas and Shreve (1991), among others. Let $(\Omega, \mathcal{F}, \mathbb{P})$ be the underlying probability space. We define the \mathbb{R} -valued Itô diffusion (diffusion in short) process by

$$(2.1) \quad \begin{aligned} dX(t) &= \mu(t, X(t))dt + \sigma(t, X(t))dW(t), & 0 < t, \\ X(t) &= X(0), & t = 0, \end{aligned}$$

where W denotes a standard Brownian motion. Integrals with respect to W should be understood in the sense of the stochastic Itô integral. We assume that the initial distribution is independent of the σ -algebra \mathcal{F}_∞ generated by $\{W(t)\}_{t \geq 0}$. The function $\mu(\cdot, \cdot)$, the so called drift (viscosity), and the function $\sigma(\cdot, \cdot)$, the so called diffusion (volatility), are Borel measurable. The following theorem, a consequence of Theorem 5.2.1 in Øksendal (2003), provides sufficient conditions for existence and uniqueness of the process X satisfying the stochastic differential equation (2.1).

THEOREM 2.1 (EXISTENCE AND UNIQUENESS) *Let T be a positive number and functions $\mu(\cdot, \cdot) : [0, T] \times \mathbb{R} \mapsto \mathbb{R}$ and $\sigma(\cdot, \cdot) : [0, T] \times \mathbb{R} \mapsto \mathbb{R}$ be measurable functions satisfying the linear growth condition*

$$(2.2) \quad |\mu(t, x)| + |\sigma(t, x)| \leq L(1 + |x|), \quad x \in \mathbb{R}, t \in [0, T],$$

and Lipschitz continuity in the space variable i.e.

$$(2.3) \quad |\mu(t, x) - \mu(t, y)| + |\sigma(t, x) - \sigma(t, y)| \leq L|x - y|, \quad x, y \in \mathbb{R}, t \in [0, T],$$

for some constant $L > 0$. Let moreover $X(0)$ be a random variable independent of the σ -algebra \mathcal{F}_∞ generated by $\{W(t)\}_{t \geq 0}$ and such that $\mathbb{E}[X(0)^2] < \infty$. Then the stochastic differential equation (2.1) admits a unique solution with time-continuous trajectories and adapted to the filtration $\{\mathcal{F}_t^{X_0}\}$ generated by $X(0)$ and the standard Brownian motion $\{W(s)\}_{s \leq t}$. Moreover,

$$\mathbb{E} \left[\int_0^T |X(t)|^2 dt \right] < \infty.$$

We now present the Itô isometry that is one of the most useful results in the context of stochastic calculus. Define $\mathcal{V} = \mathcal{V}(S, T)$ to be the class of functions

$$f : [0, \infty) \times \Omega \longrightarrow \mathbb{R},$$

satisfying

- (i) $(t, \omega) \mapsto f(t, \omega)$ is $\mathcal{B} \times \mathcal{F}$ measurable, where \mathcal{B} denotes the Borel σ -algebra on $[0, \infty)$,
- (ii) $f(t, \cdot)$ is \mathcal{F}_t adapted, where \mathcal{F}_t is the σ -algebra generated by $\{W(s)\}_{s \leq t}$,
- (iii) $\mathbb{E} \left[\int_S^T |f(t, \omega)|^2 dt \right] < \infty$.

If $f \in \mathcal{V}$, then, according to Corollary 3.1.7 in Øksendal (2003),

$$\mathbb{E} \left[\int_S^T f(t, \omega) dW(t) \right]^2 = \mathbb{E} \left[\int_S^T |f(t, \omega)|^2 dt \right].$$

The quadratic variation process and its empirical counterpart, also known as realized quadratic variation process, play a fundamental role in the study of Itô semimartingales. Our inferential procedure and consequently our consistency results heavily rely on calculation of realized quadratic variation and its convergence to the true process. Let $X(\cdot)$ satisfy model (2.1) and $\{t_k\}$ be an equispaced partition of the unit interval with step size Δ . The realized quadratic variation process at point t is defined through the following sum of squared increments:

$$(2.4) \quad \sum_k |X(t_k) - X(t_{k-1})|^2 \mathbb{I}\{t_k \leq t\}, \quad t \in [0, 1].$$

The above sum is tightly related to the quadratic variation process which will be denoted by $\langle X, X \rangle_t$, $t \in [0, 1]$. According to Proposition 3.2.17 in Karatzas and Shreve (1991), under the conditions of Theorem 2.1, the process $\langle X, X \rangle_t$ can be defined by

$$(2.5) \quad \langle X, X \rangle_t = \int_0^t \sigma^2(u, X(u)) du, \quad t \in [0, 1].$$

We are now ready to present Theorem 2.2 which examines convergence of the realized quadratic variation to the theoretical counterpart $\langle X, X \rangle_t$, see Theorem 1.14 and relation (3.23) in Aït-Sahalia and Jacod (2014) for a more general statement.

THEOREM 2.2 *Assume the conditions of Theorem 2.1, and let $\Pi_N = \{t_{N,k}\}$ be a sequence of partitions of the unit interval with step size $\Delta(N)$ that tends to zero, as N increases. Then the realized quadratic variation process tends to the quadratic variation process uniformly in probability, i.e. as $\Delta(N) \rightarrow 0$*

$$(2.6) \quad \sup_{0 \leq t \leq 1} \left| \sum_k |X(t_{N,k}) - X(t_{N,k-1})|^2 \mathbb{I}\{t_{N,k} \leq t\} - \int_0^t \sigma^2(u, X(u)) du \right| \xrightarrow{\mathbb{P}} 0,$$

where $\xrightarrow{\mathbb{P}}$ denotes convergence in probability.

We close this section by stating a time change result as a corollary of Dambis–Dubins–Schwarz theorem which expresses *any* continuous local martingale as a time change of a Brownian motion, see e.g. Section 5.3.2 in Le Gall (2016).

COROLLARY 2.1 *Assume the setting of Theorem 2.1 and set the drift function equal to zero, $\mu(\cdot, \cdot) = 0$. Then $X(t)$ has the same distribution as $W(\langle X, X \rangle_t)$, i.e.*

$$\left\{ \int_0^t \sigma(u, X(u)) dW(u), t \in [0, 1] \right\} \stackrel{d}{=} \left\{ W \left(\int_0^t \sigma^2(u, X(u)) du \right), t \in [0, 1] \right\},$$

where the equality in distribution is in the space $C([0, 1])$ of continuous functions.

3 Development and estimation of order 1 model

In this section, we focus on the model defined in the Introduction by equations (1.2). It already contains the most essential elements of the proposed framework and the important issues related to its properties and estimation are easier to explain. An extension to higher order latent autoregressions is presented in Section 4. For ease of reference, we display equations (1.2) as

$$(3.1) \quad R_i(t) = g_i \int_0^t \sigma(u) dW_i(u), \quad t \in [0, 1], \quad i \in \mathbb{Z},$$

$$(3.2) \quad \log g_i = \varphi \log g_{i-1} + \varepsilon_i, \quad \varepsilon_i \sim \text{iid } \mathcal{WN}(0, \sigma_\varepsilon^2),$$

where $\mathcal{WN}(0, \sigma_\varepsilon^2)$ denotes nondeterministic white noise with mean zero and finite second moment σ_ε^2 .

We will use the following assumptions. Not all of them are needed for every result, as specified in the following, but all results are valid if all conditions listed below hold.

1. The function $\sigma(\cdot)$ is nonnegative and deterministic with $\sup_{0 \leq t \leq 1} \sigma(t) = \|\sigma\|_\infty < \infty$,
2. the scalar coefficients g_i are nonnegative with probability one. This assumption is equivalent to setting $g_i = \exp(x_i)$, for a real-valued random sequence $\{x_i\}$, and formulating the AR(1) model (3.2) in terms of $\{x_i\}$,
3. the random processes $W_i(\cdot)$ are independent standard Brownian motions (Wiener processes),
4. the sequences $\{W_i\}$ and $\{g_i\}$ are independent,
5. the autoregressive coefficient φ in (3.2) satisfies $|\varphi| < 1$,
6. The function $\sigma(t)$, $t \in [0, 1]$, is non-zero almost everywhere with respect to Lebesgue measure, i.e. $\mathcal{Leb}\{t : \sigma(t) = 0\} = 0$, where \mathcal{Leb} denotes the Lebesgue measure restricted to the unit interval $[0, 1]$.
7. $\mathbb{E}(\varepsilon_0^4) = \eta\sigma_\varepsilon^2 < \infty$.

REMARK 3.1 Assumptions 1 and 6 together imply that there is no subinterval of $[0, 1]$ on which the volatility $\sigma(\cdot)$ is infinity or zero. Assumption 6 also implies that for any fixed $\alpha \in (0, 1)$, function $G(t) = \int_0^t \sigma^2(u)du$ is bounded away from zero on the restricted domain $t \in [\alpha, 1]$:

$$(3.3) \quad \inf_{\alpha \leq t \leq 1} \int_0^t \sigma^2(u)du \geq \int_0^\alpha \sigma^2(u)du > 0.$$

We will use relation (3.3) in our proofs. We comment on this point further in Remark 3.2.

The proposed model (3.1)–(3.2) decomposes the full random behavior of the curves R_i into the between curves dynamics quantified by the g_i and the within curve dynamics described by the stochastic integrals $\int_0^t \sigma(u)dW_i(u)$, $t \in [0, 1]$. The between curves dynamics is regulated by the dependence between the g_i s that replaces the independence of curves assumption used in previous research discussed in the Introduction. The within curve dynamics is expressed in terms of the diffusion $\int_0^t \sigma(u)dW_i(u)$, which models the roughness of the trajectories.

Our first theorem establishes the existence and uniqueness of a strictly stationary functional sequence R_i satisfying (3.1)–(3.2), as well as the identifiability of model components. We present the proof here because it is short and we use in the following the

relations it contains. For the sake of compactness, we denote $\langle R_i, R_i \rangle_t$ by $Q_i(t)$ from now on. According to (2.5),

$$(3.4) \quad Q_i(t) := \langle R_i, R_i \rangle_t = g_i^2 \int_0^t \sigma^2(u) du = g_i^2 \exp\{H(t)\}, \quad t \in (0, 1], \quad i = 1, 2, \dots, N,$$

where

$$(3.5) \quad H(t) = \log \int_0^t \sigma^2(u) du = \log G(t), \quad t \in (0, 1].$$

THEOREM 3.1 *Suppose conditions 1–5 hold. Then, there exists a unique strictly stationary functional sequence R_i satisfying (3.1)–(3.2). Moreover, the scalar g_i is distinguishable from the function σ in (3.2).*

PROOF: First observe that condition 5, the finiteness of the second moment of the ε_i and their iid property imply the existence, the uniqueness and the strict stationarity of the sequence $\{\log g_i\}$ satisfying (3.2) and hence the same properties of the sequence $\{g_i\}$, cf. condition 2.

We now argue that condition 1 implies existence and uniqueness of the Itô integral $\int_0^t \sigma(u) dW_i(u)$, for each i . This follows from Theorem 2.1 because conditions (2.2) and (2.3) hold. Equation (3.1) thus defines the functional sequence $\{R_i\}$ directly.

Observe that the integrated volatility $\int_0^t \sigma^2(u) du$ appearing in (3.4) is identifiable from g_i^2 if and only if the term $\log \int_0^t \sigma^2(u) du$ is identifiable in the sum

$$(3.6) \quad \log Q_i(t) = 2 \log g_i + \log \int_0^t \sigma^2(u) du = 2 \log g_i + H(t).$$

The summands appearing in (3.6) are identifiable due to the assumption $\mathbb{E}(\varepsilon_i) = 0$ which implies $\mathbb{E}(\log g_i) = 0$. Thus, $H(t)$ is identifiable via

$$(3.7) \quad \mathbb{E} \log Q_i(t) = H(t).$$

■

We now turn to estimation. We assume one has access to discrete observations $R_i(t_{i,k})$, $i = 1, 2, \dots, N$, $k = 0, 1, \dots, m$. We assume that the design points $t_{i,k}$ are regular and the same for all curves, that is $t_{i,k} = t_k = \Delta k$, for some positive Δ that decays to zero. We also assume $t_0 = 0$ and $t_m = 1$. We aim to develop inference for the vector

$$(3.8) \quad \boldsymbol{\theta} = [G(\cdot), \varphi, \sigma_\varepsilon^2],$$

where

$$G(t) = \int_0^t \sigma^2(u) du, \quad t \in [0, 1],$$

is the cumulative volatility. We focus on the function G because it is sufficiently smooth, whereas under our general assumptions, σ can be basically any measurable function. To recover σ from G we need to assume that σ is continuous. It can then be computed by differentiating G numerically.

The dense (high frequency) sampling regime of observations suggest working with the quadratic variation processes $Q_i(t)$, $t \in [0, 1]$, which can be estimated in such a framework. Representation (3.6) paves the way to explaining the idea behind our inferential procedure. Assume one has access to the latent quadratic variation processes $\{Q_i(t), t \in (0, 1]\}$, for $i = 1, 2, \dots, N$. Equation (3.6) together with (3.2) leads to the family of AR(1) models, indexed by time t ,

$$(3.9) \quad \log Q_i(t) - H(t) = \varphi [\log Q_{i-1}(t) - H(t)] + 2\varepsilon_i.$$

Each AR(1) model is defined by the time index i , and we have a family of such models indexed by continuous time t . However, by (3.2), these models share the common innovation terms ε_i which establish a connection between them that is explored in our estimation procedure. Now, one can apply any of the well-known estimation techniques, see for example Chapter 8 of Brockwell and Davis (1991), to obtain the oracle estimates (oracle only because the $Q_i(t)$ are not observable). To focus on a specific simple approach, we set, cf. (3.7),

$$(3.10) \quad \tilde{H}(t) = \frac{1}{N} \sum_{i=1}^N \log Q_i(t), \quad t \in (0, 1],$$

or equivalently

$$\tilde{G}(t) = \exp \left(\frac{1}{N} \sum_{i=1}^N \log Q_i(t) \right), \quad t \in (0, 1].$$

Next, we define, respectively, the lag zero and lag one oracle empirical autocovariances

$$(3.11) \quad \begin{aligned} \gamma_{0,N} &= \frac{1}{4N} \sum_{i=1}^N \left(\log Q_i(t) - \frac{1}{N} \sum_{i=1}^N \log Q_i(t) \right)^2 \\ &= \frac{1}{N} \sum_{i=1}^N \left(\log g_i - \frac{1}{N} \sum_{i=1}^N \log g_i \right)^2. \end{aligned}$$

and

$$(3.12) \quad \begin{aligned} \gamma_{1,N} &= \frac{1}{4N} \sum_{i=1}^{N-1} \left(\log Q_i(t) - \frac{1}{N} \sum_{i=1}^N \log Q_i(t) \right) \left(\log Q_{i+1}(t) - \frac{1}{N} \sum_{i=1}^N \log Q_i(t) \right) \\ &= \frac{1}{N} \sum_{i=1}^{N-1} \left(\log g_i - \frac{1}{N} \sum_{i=1}^N \log g_i \right) \left(\log g_{i+1} - \frac{1}{N} \sum_{i=1}^N \log g_i \right). \end{aligned}$$

We now define the oracle Yule-Walker estimators

$$\tilde{\varphi} = \gamma_{0,N}^{-1} \gamma_{1,N}, \quad \tilde{\sigma}_\varepsilon^2 = \gamma_{0,N} - \tilde{\varphi} \gamma_{1,N}.$$

Altogether, we propose the following vector of oracle estimators

$$(3.13) \quad \tilde{\boldsymbol{\theta}} = \left[\tilde{G}(t), t \in [0, 1], \quad \tilde{\varphi}, \quad \tilde{\sigma}_\varepsilon^2 \right].$$

Notice, however, that the $\log g_i$ and the quadratic variation processes $\{Q_i(t), t \in [0, 1]\}$, for $i = 1, 2, \dots, N$, are unobservable. Motivated by (2.6), we replace $\{Q_i(t), t \in [0, 1]\}$ by their realized counterparts

$$(3.14) \quad \begin{aligned} \hat{Q}_i(t) &= \sum_{k=1}^m |R_i(t_k) - R_i(t_{k-1})|^2 \mathbb{I}\{t_k \leq t\} \\ &= g_i^2 \sum_k \left| \int_{t_{k-1}}^{t_k} \sigma(u) dW_i(u) \right|^2 \mathbb{I}\{t_k \leq t\}, \quad t \in [0, 1], \quad i = 1, 2, \dots, N. \end{aligned}$$

We can compute

$$(3.15) \quad \hat{H}(t) = \frac{1}{N} \sum_{i=1}^N \log \hat{Q}_i(t), \quad t \in (0, 1],$$

or equivalently

$$(3.16) \quad \hat{G}(t) = \exp \left(\frac{1}{N} \sum_{i=1}^N \log \hat{Q}_i(t) \right), \quad t \in (0, 1].$$

Analogously to (3.11) and (3.12), we define

$$(3.17) \quad \Gamma_{0,N}(t) = \frac{1}{4N} \sum_{i=1}^N \left(\log \hat{Q}_i(t) - \frac{1}{N} \sum_{i=1}^N \log \hat{Q}_i(t) \right)^2,$$

and

$$(3.18) \quad \Gamma_{1,N}(t) = \frac{1}{4N} \sum_{i=1}^{N-1} \left(\log \hat{Q}_i(t) - \frac{1}{N} \sum_{i=1}^N \log \hat{Q}_i(t) \right) \left(\log \hat{Q}_{i+1}(t) - \frac{1}{N} \sum_{i=1}^N \log \hat{Q}_i(t) \right).$$

Notice that in contrast to $\gamma_{0,N}$ and $\gamma_{1,N}$, $\Gamma_{0,N}(t)$ and $\Gamma_{1,N}(t)$ are not necessarily independent of t . Plugging them in the Yule-Walker equations defines a family of estimators, indexed by time t , for the scalars φ and σ_ε^2 . In order to address this issue and remove the dependence on t , we propose the following three estimation procedures. Procedures

B and C involve averaging over the interval $[\alpha, 1] \subset [0, 1]$, for some $0 < \alpha < 1$. Our theory explains that averaging over the whole interval $[0, 1]$ is not possible. This is due to the structure of the model and is further elaborated on in Remark 3.2. It turns out, cf. Section 5, that averaging over $[0, 1]$ is not possible in practice either. Theorems stated at the end of this section show that all three procedures lead to consistent estimators with the $N^{-1/2}$ convergence rate (asymptotic normality). In Section 5, we investigate which approach works best in finite samples, as well as the effect of the truncation parameter α .

PROCEDURE A: We define

$$(3.19) \quad \check{\boldsymbol{\theta}} = \left[\widehat{G}(t), t \in (0, 1], \quad \check{\varphi}, \quad \check{\sigma}_\varepsilon^2 \right],$$

where

$$(3.20) \quad \check{\varphi} = \Gamma_{0,N}^{-1}(1)\Gamma_{1,N}(1), \quad \check{\sigma}_\varepsilon^2 = \Gamma_{0,N}(1) - \check{\varphi}\Gamma_{1,N}(1).$$

The estimators (3.20) are motivated by the fact that the *total* variability in the stochastic volatility model is accumulated at point $t = 1$. The curve \widehat{G} is defined by (3.16).

PROCEDURE B: In the second procedure, we first average, over $t \in [\alpha, 1]$, the autocovariance functions $\Gamma_{0,N}(t)$ and $\Gamma_{1,N}(t)$, that is for fixed $\alpha \in (0, 1)$, we define

$$\bar{\Gamma}_{0,N} := \frac{1}{1-\alpha} \int_\alpha^1 \Gamma_{0,N}(t) dt, \quad \bar{\Gamma}_{1,N} := \frac{1}{1-\alpha} \int_\alpha^1 \Gamma_{1,N}(t) dt.$$

We then plug the integrated autocovariances in the Yule-Walker equations and propose

$$(3.21) \quad \bar{\varphi} = \bar{\Gamma}_{0,N}^{-1} \bar{\Gamma}_{1,N}, \quad \bar{\sigma}_\varepsilon^2 = \bar{\Gamma}_{0,N} - \bar{\varphi} \bar{\Gamma}_{1,N}.$$

The above, together with (3.16) gives the vector of estimates

$$(3.22) \quad \bar{\boldsymbol{\theta}} = \left[\widehat{G}(t), t \in (0, 1], \quad \bar{\varphi}, \quad \bar{\sigma}_\varepsilon^2 \right].$$

PROCEDURE C: This procedure is motivated by Yao *et al.* (2005) who, in a different context, obtain a family of estimates, $\{\hat{\sigma}^2(t)\}_{t \in \mathcal{T}}$ say, for a scalar parameter σ^2 and propose $\hat{\sigma}^2 = \frac{1}{|\mathcal{T}|} \int_{\mathcal{T}} \hat{\sigma}^2(t) dt$. Here, we first plug the autocovariance functions $\Gamma_{0,N}(t)$ and $\Gamma_{1,N}(t)$ in the Yule-Walker estimates and then take average over t i.e. we define the integrated estimates

$$(3.23) \quad \hat{\varphi} = \frac{1}{1-\alpha} \int_\alpha^1 \Gamma_{0,N}^{-1}(t) \Gamma_{1,N}(t) dt, \quad \hat{\sigma}_\varepsilon^2 = \frac{1}{1-\alpha} \int_\alpha^1 (\Gamma_{0,N}(t) - \hat{\varphi} \Gamma_{1,N}(t)) dt,$$

where α is any fixed positive number. The above, together with (3.16), produce the final estimator vector

$$(3.24) \quad \hat{\boldsymbol{\theta}} = \left[\widehat{G}(t), t \in (0, 1], \quad \hat{\varphi}, \quad \hat{\sigma}_\varepsilon^2 \right].$$

REMARK 3.2 Model (3.1)–(3.2) links the parameters φ and σ_ε^2 to the process $\{g_i\}$ only, while the observational scheme provides the product $g_i \int_0^t \sigma(u) dW_i(u)$, at discrete times, and does not distinguish g_i and $\int_0^t \sigma(u) dW_i(u)$. This fact is more apparent in the oracle identity (3.4). To perform inference, we apply the logarithmic function $\log(\cdot)$ to the processes $Q_i(\cdot)$ (in practice to the realized processes $\widehat{Q}_i(\cdot)$) and impose the condition $\mathbb{E} \log g_i = 0$. To establish consistency of this method, we require the function $G(t) = \int_0^t \sigma^2(u) du$ to be bounded away from zero. This forces us to remove the subinterval $[0, \alpha)$ from our analysis when we want to draw inference about $G(\cdot)$ or $H(\cdot)$ or when we want to apply Procedures B or C, see the proofs of Theorems 3.2, 3.4 and 3.5. Procedure A uses $t = 1$ only, where boundedness away from zero holds true due to $G(1) = \int_0^1 \sigma^2(u) du > 0$.

The asymptotic properties of the estimates (3.19), (3.22) and (3.24) are addressed under assumptions on the growth of sample size N (the number of curves) and the decay of the step size Δ , see Theorems 3.2–3.5. It is worth mentioning that replacing $\{Q_i(t), t \in [0, 1]\}$ by its empirical counterpart $\widehat{Q}_i(t)$ introduces an additional error term, $u_i(t) = \log \widehat{Q}_i(t) - \log Q_i(t)$ say, in the AR(1) model (3.9). That is

$$\begin{aligned} \log \widehat{Q}_i(t) - H(t) &= \varphi \log \widehat{Q}_{i-1}(t) - \varphi H(t) + 2\varepsilon_i + u_i(t) - \varphi u_i(t) \\ (3.25) \qquad \qquad \qquad &=: \varphi \log \widehat{Q}_{i-1}(t) - \varphi H(t) + \delta_i(t). \end{aligned}$$

By careful inspection, we deduce that the error terms $\delta_i(t)$, $i = 1, 2, \dots, N$, are not necessarily independent. Moreover, the error terms $\delta_i(t)$ encompass three different terms which makes σ_ε^2 nonidentifiable. To overcome this issue we establish the *uniform consistency* of $\log \widehat{Q}_i(t)$. Roughly speaking, applying the results of Lemma A.1, we conclude that the error terms $u_i(t)$ tend to zero *sufficiently fast*, so (3.25) is a sufficiently good approximation to model (3.9). Galbraith *et al.* (2015) confront a similar issue in analysing GARCH models. Differently from the current study, the essence of their problem allows them to interpret the inaccuracy caused by this effect as an error term. Their procedure thus does not require decay of the $u_i(t)$ s to zero.

We now turn to the large sample justification of the procedures proposed above. Recall the stochastic volatility model (3.1)–(3.2) with the unknown parameter vector $\boldsymbol{\theta}$ given in (3.8). We study the limiting behavior of the estimates $\check{\boldsymbol{\theta}}$, $\bar{\boldsymbol{\theta}}$ and $\hat{\boldsymbol{\theta}}$ proposed in (3.19), (3.22) and (3.24), respectively. Theorem 3.2, in particular, addresses convergence of $\widehat{H}(\cdot) - H(\cdot)$ uniformly in L^1 sense. Convergence of $\check{\varphi}$ and $\check{\sigma}_\varepsilon^2$ as well as their rate of convergence are established in Theorem 3.3. Theorems 3.4 and 3.5 investigate, respectively, $\bar{\varphi}$ and $\bar{\sigma}_\varepsilon^2$ and $\hat{\varphi}$ and $\hat{\sigma}_\varepsilon^2$. The proofs are deferred to Section A. The proofs fundamentally rely on the decay of the error induced by replacing the quadratic variation processes by their realized variants. This is quantified in Propositions A.3, A.5 and A.6. These together with consistency of oracle estimates \widetilde{H} and $(\gamma_{0,N}, \gamma_{1,N})$ addressed in Propositions A.2 and A.4 entail the main results of the current section. Recall that $H(t) = \log \int_0^t \sigma^2(u) du$ and $\widehat{H}(t)$ and $\widehat{G}(t)$ are given by (3.15) and (3.16), respectively.

THEOREM 3.2 *Assume the stochastic volatility model defined by (3.1)–(3.2) and conditions 1–6 and recall (3.15) and (3.16). Then, for any fixed $0 < \alpha < 1$,*

$$(3.26) \quad \mathbb{E} \sup_{t \in [\alpha, 1]} \left| \widehat{H}(t) - H(t) \right| = O \left(N^{-\frac{1}{2}} + \Delta^{\frac{1}{2}} \right),$$

$$(3.27) \quad \sup_{t \in [\alpha, 1]} \left| \widehat{G}(t) - G(t) \right| = O_P \left(N^{-\frac{1}{2}} + \Delta^{\frac{1}{2}} \right).$$

Before stating the next results, we need to define the lag- h autocovariances:

$$(3.28) \quad \kappa_h := \mathbb{E}[\log g_0 \log g_h] = \frac{1}{4} \mathbb{E}[(\log Q_0(t) - H(t)) (\log Q_h(t) - H(t))], \quad h \in \mathbb{Z}.$$

In the following theorems, no assumptions are needed for the interplay between N and Δ .

THEOREM 3.3 *Assume the stochastic volatility model defined by (3.1)–(3.2) satisfying conditions 1–7 and recall (3.20). Then,*

$$N^{1/2} (\check{\varphi} - \varphi) \xrightarrow{\mathcal{L}aw} \mathcal{N}(0, \nu), \quad \text{as } N \rightarrow \infty \text{ and } \Delta \rightarrow 0,$$

and

$$N^{1/2} (\check{\sigma}_\varepsilon^2 - \sigma_\varepsilon^2) \xrightarrow{\mathcal{L}aw} \mathcal{N}(0, \tau), \quad \text{as } N \rightarrow \infty \text{ and } \Delta \rightarrow 0,$$

where

$$(3.29) \quad \nu = (-\kappa_0^{-2} \kappa_1, \kappa_0^{-1}) V (-\kappa_0^{-2} \kappa_1, \kappa_0^{-1})^\top \quad \text{and} \quad \tau = (1 + \kappa_0^{-2} \kappa_1^2, -\kappa_0^{-1}) V (1 + \kappa_0^{-2} \kappa_1^2, -\kappa_0^{-1})^\top,$$

and V is a 2 by 2 matrix with entries

$$(3.30) \quad V_{k,l} = (\eta - 3) \kappa_k \kappa_l + \sum_{h=-\infty}^{\infty} (\kappa_h \kappa_{h-k+l} + \kappa_{h-k} \kappa_{h+l}), \quad k, l = 0, 1.$$

THEOREM 3.4 *Assume the stochastic volatility model defined by (3.1)–(3.2) satisfying conditions 1–7 and recall (3.21). Then the limiting results of Theorem 3.3 holds true for $\bar{\varphi}$ and $\bar{\sigma}^2$ as well, i.e. for any $0 < \alpha < 1$,*

$$N^{1/2} (\bar{\varphi} - \varphi) \xrightarrow{\mathcal{L}aw} \mathcal{N}(0, \nu), \quad \text{as } N \rightarrow \infty \text{ and } \Delta \rightarrow 0,$$

and

$$N^{1/2} (\bar{\sigma}_\varepsilon^2 - \sigma_\varepsilon^2) \xrightarrow{\mathcal{L}aw} \mathcal{N}(0, \tau), \quad \text{as } N \rightarrow \infty \text{ and } \Delta \rightarrow 0,$$

where ν and τ are defined through (3.29)–(3.30).

THEOREM 3.5 *Assume the stochastic volatility model defined by (3.1)–(3.2) and conditions 1–7 and recall (3.23). Then, for any $0 < \alpha < 1$,*

$$(3.31) \quad N^{\frac{1}{2}} (\hat{\varphi} - \varphi) \xrightarrow{\mathcal{L}aw} \mathcal{N}(0, \pi) \quad \text{as } N \rightarrow \infty \text{ and } \Delta \rightarrow 0,$$

and

$$N^{\frac{1}{2}} (\hat{\sigma}_\varepsilon^2 - \sigma_\varepsilon^2) \xrightarrow{\mathcal{L}aw} \mathcal{N}(0, \rho), \quad \text{as } N \rightarrow \infty \text{ and } \Delta \rightarrow 0,$$

where

$$\pi = (0, \kappa_0^{-1}) V (0, \kappa_0^{-1})^\top \quad \text{and} \quad \rho = (1, -\varphi) V (1, -\varphi)^\top,$$

and matrix V is given in (3.30).

The proofs of all results stated in this section are given in Section A of the Supplementary Material. We explain here briefly where main challenges requiring novel approaches occur. At a heuristic level, the proposed method involves the unobservable quadratic variation processes $Q_i(\cdot)$ which makes it infeasible. Substituting $Q_i(\cdot)$ with discretely observed curves $\hat{Q}_i(\cdot)$ and studying the decay of the error induced by this approximation locate the problem at the interface between FDA and SDE. Proposition A.5 and Corollaries A.2 and A.3 establish consistency of the empirical autocovariances of the proxy processes $\hat{Q}_i(\cdot)$. These key results pave the way for applying the delta method to obtain consistency results claimed in Theorems 3.3 and 3.4. Theorem 3.5 is however more demanding and relies on uniform consistency of the empirical autocovariances of the proxy processes $\hat{Q}_i(\cdot)$ and the reciprocal empirical variance of $\hat{Q}_i(\cdot)$. These are proved in Proposition A.6 and Lemma A.2. It is worth mentioning that discarding an arbitrarily narrow interval $[0, \alpha)$ is required to transfer the problem to the level of $\log Q_i(\cdot)$ at which the between curves dependence is formulated. It is an insight that is not obvious from model formulation and is utilized in the proofs of Lemma A.1, Corollary A.1 and Theorem 3.2.

4 Extension to order p latent autoregression

This section extends the model formulated in Section 3 by replacing the order 1 autoregression in (3.2) by an AR(p) model. This increases the flexibility of the model. The fundamental properties and estimation approaches remain the same, but the limiting covariance structure has to be worked out carefully. An extension to a more general ARMA structure is more challenging and is not pursued in this paper. It is well known that adding moving average terms, while conceptually simple, often requires theoretically and practically nontrivial modifications. This point is well explained in a high-dimensional context in Wilms *et al.* (2023) who give numerous relevant references.

For completeness, we begin with model equations, noting that equation (4.1) is the same as (3.1):

$$(4.1) \quad R_i(t) = g_i \int_0^t \sigma(u) dW_i(u), \quad t \in [0, 1], \quad i \in \mathbb{Z},$$

$$(4.2) \quad \log g_i = \varphi_1 \log g_{i-1} + \varphi_2 \log g_{i-2} + \dots + \varphi_p \log g_{i-p} + \varepsilon_i, \quad \varepsilon_i \sim \text{iid } \mathcal{WN}(0, \sigma_\varepsilon^2),$$

the autoregressive polynomial has no zeros in the closed complex unit disk, i.e.

$$(4.3) \quad 1 - \varphi_1 z - \varphi_2 z^2 - \dots - \varphi_p z^p \neq 0, \quad \varphi_p \neq 0, \quad \text{for } |z| \leq 1.$$

It is well-known that (4.3) is equivalent to the existence of a stationary causal solution to (4.2), see e.g Theorem 3.1.1. in Brockwell and Davis (1991). Notice again that we could equivalently formulate this model by replacing $\log g_i$ with x_i and g_i with $\exp(x_i)$.

We begin by stating an extension of Theorem 3.1. The proof is analogous, so it is omitted.

THEOREM 4.1 *Under (4.1)-(4.2), if conditions 1-4 of Section 3 and (4.3) hold, then there exists a unique strictly stationary functional sequence R_i satisfying (3.1)-(3.2). Moreover, the scalar g_i is distinguishable from the function σ in (4.1).*

Turning to estimation, define the vector of autoregressive coefficients:

$$\boldsymbol{\varphi} = (\varphi_1, \varphi_2, \dots, \varphi_p)^\top.$$

Recall (3.28) and define the vector $\boldsymbol{\kappa}_p$ and the matrix $\boldsymbol{\Xi}_p$:

$$\boldsymbol{\kappa}_p = (\kappa_1, \kappa_2, \dots, \kappa_p)^\top, \quad \boldsymbol{\Xi}_p = (\kappa_{i-j})_{i,j=1}^p.$$

Define also

$$(4.4) \quad \boldsymbol{\gamma}_{p,N} = (\gamma_{1,N}, \gamma_{2,N}, \dots, \gamma_{p,N})^\top, \quad \boldsymbol{\Psi}_{p,N} = (\gamma_{i-j,N})_{i,j=1}^p,$$

where $\gamma_{h,N} = \gamma_{-h,N}$ and, for $h = 0, 1, \dots, p$,

$$(4.5) \quad \begin{aligned} \gamma_{h,N} &= \frac{1}{4N} \sum_{i=1}^{N-h} \left(\log Q_i(t) - \frac{1}{N} \sum_{i=1}^N \log Q_i(t) \right) \left(\log Q_{i+h}(t) - \frac{1}{N} \sum_{i=1}^N \log Q_i(t) \right) \\ &= \frac{1}{N} \sum_{i=1}^{N-h} \left(\log g_i - \frac{1}{N} \sum_{i=1}^N \log g_i \right) \left(\log g_{i+h} - \frac{1}{N} \sum_{i=1}^N \log g_i \right). \end{aligned}$$

The above definitions allow us to defined the oracle Yule-Walker estimates:

$$\tilde{\boldsymbol{\varphi}} = \boldsymbol{\Psi}_{p,N}^{-1} \boldsymbol{\gamma}_{p,N}, \quad \tilde{\sigma}_\varepsilon^2 = \gamma_{0,N} - \tilde{\boldsymbol{\varphi}}^\top \boldsymbol{\gamma}_{p,N}.$$

For each $t \in [0, 1]$, the realized counterpart of (4.4) can be written in the form

$$\boldsymbol{\Gamma}_{p,N}(t) = (\Gamma_{1,N}(t), \Gamma_{2,N}(t), \dots, \Gamma_{p,N}(t))^\top, \quad \boldsymbol{\Sigma}_{p,N}(t) = (\Gamma_{i-j,N}(t))_{i,j=1}^p, \quad t \in [0, 1],$$

where $\Gamma_{h,N}(t) = \Gamma_{-h,N}(t)$ and, for $h = 0, 1, \dots, p$,

$$(4.6) \quad \Gamma_{h,N}(t) = \frac{1}{4N} \sum_{i=1}^{N-h} \left(\log \hat{Q}_i(t) - \frac{1}{N} \sum_{i=1}^N \log \hat{Q}_i(t) \right) \left(\log \hat{Q}_{i+h}(t) - \frac{1}{N} \sum_{i=1}^N \log \hat{Q}_i(t) \right).$$

In contrast to the sequence $\gamma_{h,N}$, the above empirical autocovariances may depend on t . If we directly plug them in the Yule-Walker equations, we obtain a *family* of estimators, indexed by t , for the constant parameters $\boldsymbol{\varphi}$ and σ_ε^2 . To overcome this issue, similarly to Section 3, we propose the following three procedures whose asymptotic properties are established in Theorems 4.2–4.5 below.

PROCEDURE A: We define

$$\check{\boldsymbol{\theta}} = \left[\widehat{G}(t), t \in [0, 1], \quad \check{\boldsymbol{\varphi}}, \quad \check{\sigma}_\varepsilon^2 \right],$$

where $\widehat{G}(t)$ is the same as (3.16) and $\check{\boldsymbol{\varphi}}$ and $\check{\sigma}_\varepsilon^2$ are obtained by using on the terminal time $t = 1$:

$$(4.7) \quad \check{\boldsymbol{\varphi}} = \boldsymbol{\Sigma}_{p,N}^{-1}(1) \boldsymbol{\Gamma}_{p,N}(1), \quad \check{\sigma}_\varepsilon^2 = \Gamma_{0,N}(1) - \check{\boldsymbol{\varphi}}^\top \boldsymbol{\Gamma}_{p,N}(1).$$

PROCEDURE B: We define

$$\bar{\boldsymbol{\theta}} = \left[\widehat{G}(t), t \in [0, 1], \quad \bar{\boldsymbol{\varphi}}, \quad \bar{\sigma}_\varepsilon^2 \right],$$

where $\widehat{G}(t)$ is the same as (3.16) and $\bar{\boldsymbol{\varphi}}$ and $\bar{\sigma}_\varepsilon^2$ are defined by

$$(4.8) \quad \bar{\boldsymbol{\varphi}} = \bar{\boldsymbol{\Sigma}}_{p,N}^{-1} \bar{\boldsymbol{\Gamma}}_{p,N}, \quad \bar{\sigma}_\varepsilon^2 = \bar{\Gamma}_{0,N} - \bar{\boldsymbol{\varphi}}^\top \bar{\boldsymbol{\Gamma}}_{p,N},$$

where

$$\bar{\boldsymbol{\Gamma}}_{p,N} = \frac{1}{1-\alpha} \int_\alpha^1 \boldsymbol{\Gamma}_{p,N}(t) dt, \quad \bar{\Gamma}_{0,N} = \frac{1}{1-\alpha} \int_\alpha^1 \Gamma_{0,N}(t) dt, \quad \bar{\boldsymbol{\Sigma}}_{p,N} = \frac{1}{1-\alpha} \int_\alpha^1 \boldsymbol{\Sigma}_{p,N}(t) dt,$$

and where α is any fixed number in the interval $(0, 1)$.

PROCEDURE C: We define

$$\hat{\boldsymbol{\theta}} = \left[\widehat{G}(t), t \in [0, 1], \quad \hat{\boldsymbol{\varphi}}, \quad \hat{\sigma}_\varepsilon^2 \right].$$

where $\widehat{G}(t)$ is the same as (3.16) and $\hat{\boldsymbol{\varphi}}$ and $\hat{\sigma}_\varepsilon^2$ are

$$(4.9) \quad \hat{\boldsymbol{\varphi}} = \frac{1}{1-\alpha} \int_\alpha^1 \boldsymbol{\Sigma}_{p,N}^{-1}(t) \boldsymbol{\Gamma}_{p,N}(t) dt, \quad \hat{\sigma}_\varepsilon^2 = \frac{1}{1-\alpha} \int_\alpha^1 (\Gamma_{0,N}(t) - \hat{\boldsymbol{\varphi}}^\top \boldsymbol{\Gamma}_{p,N}(t)) dt,$$

where α is any fixed number in the interval $(0, 1)$.

THEOREM 4.2 *Assume the stochastic volatility model defined by (4.1)–(4.2) and conditions 1–6 except that we replace condition 5 by (4.3). Define $\widehat{H}(t)$ and $\widehat{G}(t)$ by (3.15) and (3.16), respectively. Then, for any fixed $0 < \alpha < 1$,*

$$(4.10) \quad \mathbb{E} \sup_{t \in [\alpha, 1]} \left| \widehat{H}(t) - H(t) \right| = O \left(N^{-\frac{1}{2}} + \Delta^{\frac{1}{2}} \right),$$

$$(4.11) \quad \sup_{t \in [\alpha, 1]} \left| \widehat{G}(t) - G(t) \right| = O_P \left(N^{-\frac{1}{2}} + \Delta^{\frac{1}{2}} \right).$$

Before investigating asymptotic properties of procedures A and B, we need to introduce the following notation. Consider the domain $\mathcal{D} \subset \mathbb{R}^p$ defined by

$$\mathcal{D} = \left\{ (x_0, \dots, x_{p-1}) \mid X = [x_{i-j}]_{i,j=1}^p \text{ is positive definite} \right\},$$

and the functions

$$\begin{aligned} f : \mathcal{D} \times \mathbb{R} &\longrightarrow \mathbb{R}^p, \quad f(x_0, \dots, x_p) = X^{-1}a, \\ g : \mathcal{D} \times \mathbb{R} &\longrightarrow \mathbb{R}, \quad g(x_0, \dots, x_p) = x_0 - (X^{-1}a)^T a, \end{aligned}$$

where $X = [x_{i-j}]_{i,j=1}^p$, $a = (x_1, \dots, x_p)^\top$. The above functions $f(\cdot)$ and $g(\cdot)$ are continuously differentiable.

In theorems 4.3, 4.4 and 4.5, we assume the stochastic volatility model (4.1)–(4.2) and conditions 1–7 of Section 3, except that we replace condition 5 by (4.3), if $p > 1$. We do not assume any interplay between $N \rightarrow \infty$ and $\Delta \rightarrow 0$. In Theorems 4.4 and 4.5, the same asymptotic distribution holds for any $\alpha \in (0, 1)$.

THEOREM 4.3 *For the estimators defined by (4.7) (Procedure A),*

$$N^{1/2} (\check{\varphi} - \varphi) \xrightarrow{\mathcal{L}aw} \mathcal{N}(0, \boldsymbol{\nu}_p), \quad \text{as } N \rightarrow \infty \text{ and } \Delta \rightarrow 0,$$

and

$$N^{1/2} (\check{\sigma}_\varepsilon^2 - \sigma_\varepsilon^2) \xrightarrow{\mathcal{L}aw} \mathcal{N}(0, \tau_p), \quad \text{as } N \rightarrow \infty \text{ and } \Delta \rightarrow 0,$$

where

$$(4.12) \quad \boldsymbol{\nu}_p = (\nabla f(\kappa_0, \boldsymbol{\kappa}_p))^\top V \nabla f(\kappa_0, \boldsymbol{\kappa}_p), \quad \tau_p = (\nabla g(\kappa_0, \boldsymbol{\kappa}_p))^\top V \nabla g(\kappa_0, \boldsymbol{\kappa}_p)$$

and V is a $(p+1) \times (p+1)$ matrix with entries

$$(4.13) \quad V_{k,l} = (\eta - 3)\kappa_k \kappa_l + \sum_{h=-\infty}^{\infty} (\kappa_h \kappa_{h-k+l} + \kappa_{h-k} \kappa_{h+l}), \quad k, l = 0, \dots, p.$$

THEOREM 4.4 *The estimators defined by (4.8) (Procedure B) have the same asymptotic distribution as the estimators (4.7) (Procedure A), i.e.*

$$N^{1/2} (\check{\bar{\varphi}} - \varphi) \xrightarrow{\mathcal{L}aw} \mathcal{N}(0, \boldsymbol{\nu}_p), \quad \text{as } N \rightarrow \infty \text{ and } \Delta \rightarrow 0,$$

and

$$N^{1/2} (\check{\bar{\sigma}}_\varepsilon^2 - \sigma_\varepsilon^2) \xrightarrow{\mathcal{L}aw} \mathcal{N}(0, \tau_p), \quad \text{as } N \rightarrow \infty \text{ and } \Delta \rightarrow 0,$$

where $\boldsymbol{\nu}_p$ and τ_p are defined through (4.12)–(4.13).

THEOREM 4.5 For the estimators (4.9) (procedure C),

$$(4.14) \quad N^{\frac{1}{2}} (\hat{\boldsymbol{\varphi}} - \boldsymbol{\varphi}) \xrightarrow{\mathcal{L}aw} \mathcal{N}(0, \boldsymbol{\pi}_p) \quad \text{as } N \rightarrow \infty \text{ and } \Delta \rightarrow 0,$$

and

$$N^{\frac{1}{2}} (\hat{\sigma}_\varepsilon^2 - \sigma_\varepsilon^2) \xrightarrow{\mathcal{L}aw} \mathcal{N}(0, \rho_p), \quad \text{as } N \rightarrow \infty \text{ and } \Delta \rightarrow 0,$$

where

$$\boldsymbol{\pi}_p = \boldsymbol{\Xi}_p^{-1} W V W^\top \boldsymbol{\Xi}_p^{-1}, \quad \rho_p = (1, -\boldsymbol{\varphi}^\top) V \begin{pmatrix} 1 \\ -\boldsymbol{\varphi} \end{pmatrix},$$

with W a $p \times (p+1)$ matrix in the form:

$$(4.15) \quad W = \begin{pmatrix} 0 & 1 & 0 & 0 & \dots & 0 \\ 0 & 0 & 1 & 0 & \dots & 0 \\ 0 & 0 & 0 & 1 & \dots & 0 \\ \vdots & \vdots & \vdots & \vdots & \ddots & \vdots \\ 0 & 0 & 0 & 0 & \dots & 1 \end{pmatrix},$$

and matrix V is given in (4.13).

5 Empirical Analysis

We first present in Section 5.1 the estimation of our model on intraday price curves, suitably transformed to stationarity, of a large number of U.S. stocks. Such an analysis will explain the meaning of the model elements introduced in previous sections and will suggest relevant parameter settings for a simulation study presented in Section 5.2.

5.1 Application to U.S. stocks

By way of introduction, we begin with the analysis of curves derived from price data of Apple Inc. (Permno: 14593). The sample period is from Jan 3, 2016 to Dec 31, 2021, corresponding to $N = 4021$ trading days. In each trading day i , we have the opening price $P_i(t_0)$ and the following 78 of 5-min intraday price observations $P_i(t_k), k = 1, \dots, 78$, the last trading prices in every 5-min time interval. A different time resolution could be used, but the five minute resolution allows us to analyze most stocks traded in U.S. because not all of them are traded as frequently as Apple. Additionally, the intraday price data at 5-min frequency provides a good balance between informative signals and effects of market microstructure errors, see e.g. Barndorff-Nielsen and Shephard (2002). Thus, the step size is $\Delta = 1/78$ and the design points are $t_k = k \times \Delta, k = 0, 1, \dots, m$, where $m = 78$.

We calculate the cumulative intraday return (CIDR) curves as

$$R_i(t_k) = \log(P_i(t_k)) - \log(P_i(t_0)), \quad k = 0, 1, \dots, m, \quad i = 1, 2, \dots, N.$$

By definition, the CIDR curves always start from zero, i.e. $R_i(t_0) = 0$, and are scale invariant. This generally leads to a stationary sequence of curves, as investigated in Horváth *et al.* (2014). We calculate the realized version of the quadratic variation as

$$\widehat{Q}_i(t) = \sum_{k=1}^K |R_i(t_k) - R_i(t_{k-1})|^2 \mathbb{I}\{t_k \leq t\}, \quad t \in [0, 1], \quad i = 1, 2, \dots, N.$$

Figure 1 shows the Apple intraday price $P_i(t_0)$ (upper panel), the CIDRs $R_i(t_k)$ (middle panel) and the realized quadratic variation $\widehat{Q}_i(t)$ (lower panel). Note that we can have $\widehat{Q}_i(t) = 0$ for a few 5-min long intervals at the beginning of the trading day. This is because the price can remain the same as the opening price in the absence of any trades for some time after the opening. In such cases, $\log \widehat{Q}_i(t)$ is not computable. This means that the truncation at $\alpha > 0$ required by our theory is often practically needed. In the definitions below we assume that α is such that $\log \widehat{Q}_i(t)$ can be computed for $t > \alpha$. For the stocks we consider, $\alpha = \Delta = 1/78$ is generally sufficient. With this caveat, we can calculate $\widehat{H}_i(t)$ and $\widehat{G}_i(t)$ given, respectively, by (3.15) and (3.16). Figure 2 shows both curves for Apple.

Table 1: Estimation results for Apple with $\alpha = \Delta$

	Proc. A	Proc. B	Proc. C
φ	0.537	0.512	0.535
σ^2	0.262	0.281	0.276

After computing the covariances $\Gamma_{0,N}(t)$ and $\Gamma_{1,N}(t)$, given, respectively, by (3.17) and (3.18), we can compute all estimators in Procedures A, B and C introduced in Section 3. Table 1 shows the estimation results of the three procedures with $\alpha = \Delta$. We see that they yield similar estimates. This is encouraging because it indicates that they all could close to the true values of these parameters. This will be investigated in Section 5.2, but before we do it, we need to get a more comprehensive picture of possible parameter ranges. For this purpose, we repeat the same analysis for 7293 stocks in the U.S. stock markets. The original dataset includes all U.S. stocks from 2006 to 2021. To ensure data quality, the intraday price data is cleaned based on the rules explained in Section C in the Supplementary Material. The summary statistics of the estimators are presented in Table 2. We see that the three procedure produce estimates in similar ranges.

We conclude this section with an investigation of the impact of the truncation parameter $\alpha \in (0, 1)$. This parameter is absent in Procedure A, but we included it for comparison. We repeated the comprehensive analysis with $\alpha \in \{5\Delta, 20\Delta, 40\Delta\}$. Since $\Delta = 1/78$, we have $\alpha = \{0.0641, 0.2564, 0.5128\}$. Table 3 presents selected, most informative, summary statistics based on different values of α . It shows that larger α leads to larger estimates of φ and smaller estimates of σ , but all those estimates are similar.

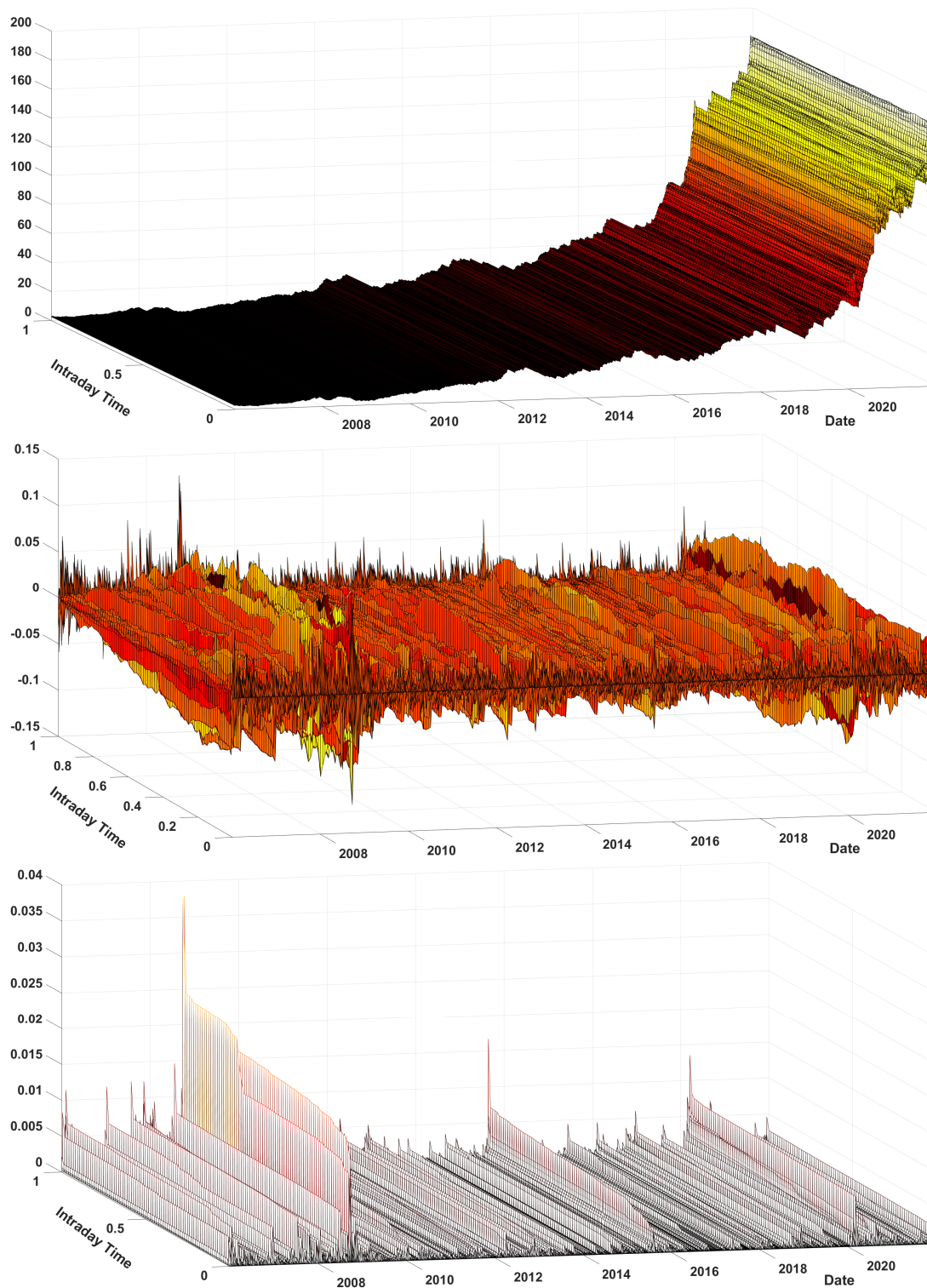


Figure 1: Time series of functional objects derived from intraday Apple prices. Upper Panel: Intraday Prices $P_i(t_k)$; Middle Panel: the CIDRs $R_i(t_k)$; Lower Panel: Realized Quadratic Variation $\hat{Q}_i(t)$.

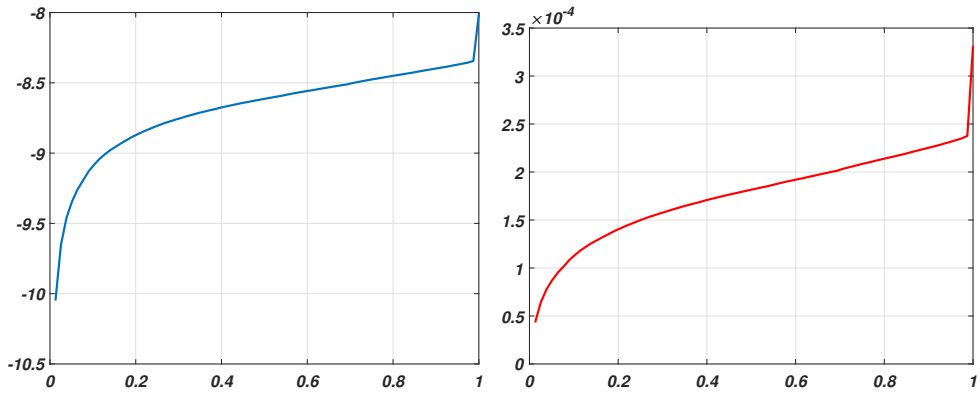


Figure 2: Cumulative intraday volatility curves for Apple; Left: \hat{H} ; Right: \hat{G} .

Table 2: Summary statistics of the three estimators based on 7293 stocks

	φ			σ^2		
	Proc. A	Proc. B	Proc. C	Proc. A	Proc. B	Proc. C
Mean	0.557	0.504	0.529	0.234	0.292	0.287
SD	0.123	0.121	0.117	0.060	0.072	0.072
Skewness	0.119	0.257	0.158	4.453	3.340	3.434
Kurtosis	2.857	2.967	2.967	39.421	22.813	23.662
Min	0.119	0.093	0.112	0.059	0.133	0.131
Q. 25%	0.470	0.419	0.447	0.205	0.250	0.246
Median	0.551	0.495	0.522	0.227	0.278	0.272
Q. 75%	0.642	0.584	0.608	0.252	0.314	0.308
Max	0.961	0.941	0.943	0.955	1.020	1.019

Table 3: Estimation results for different α .

	φ			σ^2		
	Proc. A	Proc. B	Proc. C	Proc. A	Proc. B	Proc. C
$\alpha = 5\Delta$						
Mean	0.557	0.532	0.542	0.234	0.263	0.261
SD	0.123	0.120	0.119	0.060	0.071	0.071
Q. 25%	0.470	0.447	0.459	0.205	0.224	0.222
Median	0.551	0.526	0.537	0.227	0.249	0.247
Q. 75%	0.642	0.613	0.622	0.252	0.283	0.281
$\alpha = 20\Delta$						
Mean	0.557	0.565	0.567	0.234	0.232	0.231
SD	0.123	0.119	0.119	0.060	0.067	0.067
Q. 25%	0.470	0.482	0.485	0.205	0.196	0.196
Median	0.551	0.561	0.564	0.227	0.219	0.218
Q. 75%	0.642	0.647	0.649	0.252	0.248	0.248
$\alpha = 40\Delta$						
Mean	0.557	0.586	0.587	0.234	0.213	0.213
SD	0.123	0.118	0.118	0.060	0.065	0.065
Q. 25%	0.470	0.505	0.505	0.205	0.180	0.180
Median	0.551	0.584	0.585	0.227	0.201	0.201
Q. 75%	0.642	0.668	0.669	0.252	0.228	0.228

5.2 A simulation study

The purpose of this section is to obtain more detailed insights into the finite sample performance of the proposed estimators and to compare them. Functional time series are generated according to (1.2), but with $i = 1, \dots, N$. We use $\epsilon_i \sim i.i.d. \mathcal{N}(0, \sigma_\epsilon^2)$. Based on the results of Section 5.1, we use $\varphi = 0.55$ and $\sigma_\epsilon^2 = 0.25$.

We use four intraday volatility functions:

- Flat: $\sigma(u) = 0.2$, the same intraday volatility throughout the day.
- Slope: $\sigma(u) = 0.1 + 0.2u$, intraday volatility increases in a linear manner.
- Sine: $\sigma(u) = 0.1 \sin(2\pi u) + 0.2$, higher volatility in the morning, but lower volatility in the afternoon.
- U-shape: $\sigma(u) = (u - 0.5)^2 + 0.1145299$. This choice is most relevant as it reflects the stylized fact that the volatility is typically highest at the beginning and the end of a trading day.

The coefficients in the four σ functions are set to ensure the same level of average daily volatility. Figure 3 in Section D in the Supplementary Material displays the four choices of σ function and their corresponding (theoretical) H and G functions. The H and G functions under the U-shape σ function exhibit a generally similar pattern to those shown in Figure 1, with a minor difference at the final 5-min interval of the trading day.

To simulate the integral $\int_0^t \sigma(u) dW(u)$, we use the time change formula explained in Section 2, cf. Corollary 2.1, i.e. we set

$$(5.1) \quad \int_0^t \sigma(u) dW(u) = W \left(\int_0^t \sigma^2(u) du \right).$$

Corresponding to the analysis in Section 5.1, the continuous time t in $[0, 1]$ is discretized as $[t_0, t_1, \dots, t_K]$, where $t_k = k\Delta$, $k = 1, \dots, K$. The stepsize is chosen to be $\Delta = 1/78$ which corresponds to 5-min frequency. Using (5.1), we generate

$$\int_0^{t_k} \sigma(u) dW(u) = \sum_{s=1}^k d(t_k), \quad k = 1, \dots, K,$$

where $d(t_k) \sim \mathcal{N}(0, G(t_k) - G(t_{k-1}))$ are independent random variables.

We consider sample sizes $N = 100, 500, 1000, 2000$, with the larger sizes being most relevant (we used over 4,000 trading days in Section 5.1).

To compare the different procedures, we use the following evaluation metrics. For the estimators of φ and σ_ϵ^2 , we calculate the empirical bias (B) and the empirical mean root squared error (RMSE). For Procedure A, they are defined as

$$\text{B}(\tilde{\varphi}) = \frac{1}{R} \sum_{r=1}^R \tilde{\varphi}_r - \varphi, \quad \text{RMSE}(\tilde{\varphi}) = \left\{ \frac{1}{R} \sum_{r=1}^R (\tilde{\varphi}_r - \varphi)^2 \right\}^{1/2},$$

and

$$B(\check{\sigma}_\varepsilon^2) = \frac{1}{R} \sum_{r=1}^R \check{\sigma}_{\varepsilon,r}^2 - \sigma_\varepsilon^2, \quad \text{RMSE}(\check{\sigma}_\varepsilon^2) = \left\{ \frac{1}{R} \sum_{r=1}^R (\check{\sigma}_{\varepsilon,r}^2 - \sigma_\varepsilon^2)^2 \right\}^{1/2},$$

where the subscript r denotes the r -th simulation repetition. For Procedures B and C, the above metrics are defined analogously.

As for evaluating the estimation of $G(t)$, we know $\sigma(u)$ since we simulate the data, and thus we can compute the analytical value of

$$G(t) = \int_0^t \sigma^2(u) du.$$

Then we can compute the functional empirical bias (fB) and the functional empirical root mean squared error (fRMSE),

$$\text{fB}(\hat{G}) = \left(\frac{1}{R} \sum_{r=1}^R \int_0^1 (\hat{G}_r(t) - G(t)) dt \right),$$

and

$$\text{fRMSE}(\hat{G}) = \left(\frac{1}{R} \sum_{r=1}^R \int_0^1 (\hat{G}_r(t) - G(t))^2 dt \right)^{1/2}.$$

The above two measures are very close to zero even for $N = 100$, and decrease with N even further. We therefore report only the functional relative error

$$\text{fRE}(\hat{G}) = \left(\frac{1}{R} \sum_{r=1}^R \frac{\int_0^1 (\hat{G}_r(t) - G(t))^2 dt}{\int_0^1 G^2(t) dt} \right)^{1/2}.$$

Table 4 shows the estimation error of φ and σ_ε^2 under the four different σ functions with $\alpha = \Delta$. Generally, the consistency of the three procedures for estimating φ and σ_ε^2 is well supported by the simulation results because the RMSE decreases with the increase in sample size. Comparing between the three procedures, Procedure A outperforms the other two procedures in term of lowest bias and RMSE. When considering the four shapes of the σ functions, there is no substantial distinction in the results of the estimation of φ and σ_ε^2 , although the U-shape has marginally higher bias and RMSE than the others. Lastly, our estimation procedures have some minor bias (underestimate φ and overestimate σ_ε^2), which is consistent with the Yule-Walker estimator of the scalar AR(1) process, as noted by Shaman and Stine (1988). We provide a bias-corrected version of our three procedures in Section E in the Supplementary material. They improve the accuracy in small sample sizes, but do not make much difference for large N .

Table 5 presents the estimation error of the G function. As we use the same estimation for G in the three procedures, there is no need to compare them. It can be observed that the fRE decreases with the larger sample size. Specifically, the fRE decreases from

Table 4: Estimation error for the estimation of φ and σ_ε^2 with $\alpha = \Delta$

		φ			σ_ε^2		
		Proc. A	Proc. B	Proc. C	Proc. A	Proc. B	Proc. C
Flat							
B	$N = 100$	-0.040	-0.083	-0.069	0.006	0.045	0.043
	$N = 500$	-0.016	-0.060	-0.046	0.008	0.048	0.045
	$N = 1000$	-0.014	-0.057	-0.043	0.008	0.049	0.046
	$N = 2000$	-0.011	-0.055	-0.041	0.008	0.049	0.046
RMSE	$N = 100$	0.095	0.120	0.110	0.038	0.060	0.058
	$N = 500$	0.042	0.071	0.060	0.018	0.051	0.049
	$N = 1000$	0.030	0.063	0.051	0.014	0.050	0.047
	$N = 2000$	0.022	0.058	0.045	0.012	0.050	0.047
Slope							
B	$N = 100$	-0.045	-0.087	-0.073	0.008	0.047	0.045
	$N = 500$	-0.019	-0.062	-0.048	0.010	0.050	0.047
	$N = 1000$	-0.015	-0.058	-0.044	0.011	0.051	0.048
	$N = 2000$	-0.014	-0.057	-0.043	0.011	0.051	0.048
RMSE	$N = 100$	0.097	0.121	0.112	0.038	0.060	0.058
	$N = 500$	0.042	0.072	0.060	0.019	0.053	0.050
	$N = 1000$	0.031	0.064	0.051	0.015	0.052	0.049
	$N = 2000$	0.024	0.060	0.047	0.014	0.051	0.049
Sine							
B	$N = 100$	-0.046	-0.087	-0.073	0.008	0.046	0.044
	$N = 500$	-0.020	-0.061	-0.047	0.011	0.049	0.047
	$N = 1000$	-0.017	-0.058	-0.044	0.012	0.051	0.048
	$N = 2000$	-0.016	-0.057	-0.043	0.012	0.051	0.048
RMSE	$N = 100$	0.098	0.122	0.112	0.038	0.060	0.058
	$N = 500$	0.044	0.072	0.061	0.020	0.052	0.050
	$N = 1000$	0.032	0.064	0.052	0.017	0.052	0.050
	$N = 2000$	0.025	0.060	0.047	0.014	0.051	0.049
U-Shape							
B	$N = 100$	-0.047	-0.091	-0.077	0.010	0.051	0.048
	$N = 500$	-0.021	-0.065	-0.052	0.012	0.054	0.051
	$N = 1000$	-0.018	-0.062	-0.048	0.013	0.054	0.052
	$N = 2000$	-0.017	-0.061	-0.047	0.013	0.054	0.052
RMSE	$N = 100$	0.098	0.125	0.116	0.038	0.064	0.062
	$N = 500$	0.044	0.076	0.065	0.021	0.057	0.054
	$N = 1000$	0.032	0.068	0.055	0.017	0.056	0.053
	$N = 2000$	0.025	0.064	0.051	0.015	0.055	0.053

approximately 22% for a sample of 100 to almost 5% for a sample of 2000. This provides evidence supporting the consistency of our estimation of the G function. Again, there is no obvious different pattern between the four shapes of σ functions for the estimation results of the G function.

Table 5: Functional relative error (fRE) for the estimation of $G(t)$

	$N = 100$	$N = 500$	$N = 1000$	$N = 2000$
Flat	22.5%	10.1%	7.3%	5.3%
Slope	22.1%	10.0%	7.1%	5.3%
Sine	22.5%	9.9%	7.4%	5.5%
U-shape	22.1%	10.5%	7.9%	6.2%

The choice of α affects the estimation of ε and σ_ε in Procedures B and C, but not much. Table 6 shows the bias and the RMSE of estimation error of φ and σ_ε^2 under the U-shaped $\sigma(u)$ with $\alpha \in \{5\Delta, 20\Delta, 40\Delta\}$. We can observe that the bias and RMSE exhibit a marginal reduction when a larger value of α is employed. Lastly, even setting $\alpha = 40\Delta$, Procedures B and C still underperform Procedure A.

Table 6: Sensitivity to α

		φ		σ^2	
		Proc. B	Proc. C	Proc. B	Proc. C
$\alpha = 5\Delta$					
B	$N = 100$	-0.068	-0.066	0.028	0.028
	$N = 500$	-0.041	-0.040	0.031	0.031
	$N = 1000$	-0.039	-0.038	0.032	0.032
	$N = 2000$	-0.038	-0.036	0.032	0.032
RMSE	$N = 100$	0.112	0.111	0.048	0.048
	$N = 500$	0.057	0.056	0.036	0.036
	$N = 1000$	0.048	0.047	0.034	0.034
	$N = 2000$	0.042	0.041	0.033	0.033
$\alpha = 20\Delta$					
B	$N = 100$	-0.058	-0.058	0.019	0.019
	$N = 500$	-0.032	-0.032	0.022	0.022
	$N = 1000$	-0.029	-0.029	0.022	0.022
	$N = 2000$	-0.027	-0.027	0.022	0.022
RMSE	$N = 100$	0.106	0.106	0.044	0.044
	$N = 500$	0.051	0.051	0.028	0.028
	$N = 1000$	0.040	0.040	0.025	0.025
	$N = 2000$	0.033	0.033	0.024	0.024
$\alpha = 40\Delta$					
B	$N = 100$	-0.051	-0.051	0.014	0.014
	$N = 500$	-0.027	-0.027	0.018	0.018
	$N = 1000$	-0.024	-0.024	0.018	0.018
	$N = 2000$	-0.023	-0.023	0.018	0.018
RMSE	$N = 100$	0.102	0.102	0.040	0.040
	$N = 500$	0.047	0.047	0.024	0.024
	$N = 1000$	0.037	0.037	0.022	0.022
	$N = 2000$	0.030	0.030	0.020	0.020

6 Summary and further work

We have proposed a model for a sequence of curves of normalized intraday asset prices. The curves are functional analogs of point-to-point daily returns. The model extends the extensively used stochastic volatility paradigm to the setting of functional time series. It includes day-to-day dynamics that quantify the dependence between the daily curves as well as a diffusion model for the evolution of the curves within each day. We have developed estimation methodology for this model and justified it both theoretically and via a data application and an informative simulation study.

The formulation of the model framework and effective estimation methodology opens up paths toward further developments. In particular, order selection, the selection of p in Section 4, may be practically relevant. Related to this, goodness-of-fit tests that consider the suitability of any model in the model family we introduced is another important problem. The ability of the model to predict future curves should be explored. All these tasks will require new theoretical derivations and extensive numerical studies. It is hoped that this paper will motivate research in these and other similar directions, including more extensive applications.

Acknowledgements We are grateful for Dr. Jian Chen’s help on collecting and cleaning the U.S. stock data. This research was partially supported by the United States NSF grant DMS–2123761.

References

- Aït-Sahalia, Y. and Jacod, J. (2014). *High-Frequency Financial Econometrics*, Illustrated edition edn. Princeton University Press, Princeton.
- Asai, M., McAleer, M. and Yu, J. (2006). Multivariate Stochastic Volatility: A Review. *Econometric Reviews*, **25**, 145–175.
- Aue, A., Horváth, L. and F. Pellatt, D. (2017). Functional Generalized Autoregressive Conditional Heteroskedasticity. *Journal of Time Series Analysis*, **38**, 3–21.
- Bachelier, L. (1900). Théorie de la spéculation. *Annales Scientifiques de l’Ecole Normale Supérieure* I, **II-17**, 21–86; Translated in *The random character of stock market prices*, Ed. P.H. Cootner, pp. 17-78, Cambridge, MIT Press, 1964.
- Barndorff-Nielsen, O. and Shephard, N. (2002). Econometric analysis of realized volatility and its use in estimating stochastic volatility models. *Journal of the Royal Statistical Society Series (B)*, **64**, 253–280.
- Bauwens, L., Laurent, S. and Rombouts, J. V. K. (2006). Multivariate GARCH models: a survey. *Journal of Applied Econometrics*, **21**, 79–109.
- Berkes, I. and Horváth, L. (2006). Convergence of integral functionals of stochastic processes. *Econometric Theory*, **22**, 304–322.

- Bollerslev, T. (1986). Generalized autoregressive conditional heteroskedasticity. *Journal of Econometrics*, **31**, 307–327.
- Bollerslev, T. (1990). Modelling the Coherence in Short-Run Nominal Exchange Rates: A Multivariate Generalized ARCH Model. *The Review of Economics and Statistics*, **72**, 498–505.
- Bollerslev, T., Engle, R. F. and Wooldridge, J. M. (1988). A Capital Asset Pricing Model with Time-Varying Covariances. *Journal of Political Economy*, **96**, 116–131.
- Brockwell, P. J. and Davis, R. A. (1991). *Time Series: Theory and Methods*. Springer.
- Chong, C., Hoffmann, M., Liu, Y., Rosenbaum, M. and Szymanski, G. (2022). Statistical inference for rough volatility: Minimax Theory. *arXiv:2210.01214 [math.ST]*.
- Danielsson, J. (1998). Multivariate stochastic volatility models: Estimation and a comparison with VGARCH models. *Journal of Empirical Finance*, **5**, 155–173.
- DasGupta, A. (2011). *Probability for Statistics and Machine Learning: Fundamentals and Advanced Topics*. Springer Texts in Statistics. Springer.
- Engle, R. (2002). Dynamic Conditional Correlation: A Simple Class of Multivariate Generalized Autoregressive Conditional Heteroskedasticity Models. *Journal of Business & Economic Statistics*, **20**, 339–350.
- Engle, R. F. (1982). Autoregressive conditional heteroskedasticity with estimates of the variance of United Kingdom inflation. *Econometrica*, **50**, 987–1007.
- Engle, R. F. and Kroner, K. F. (1995). Multivariate Simultaneous Generalized Arch. *Econometric Theory*, **11**, 122–150.
- Galbraith, J. W., Zinde-Walsh, V. and Zhu, J. (2015). GARCH Model Estimation Using Estimated Quadratic Variation. *Econometric Reviews*, **34**.
- Ghysels, E., Harvey, A. and Renault, E. (1996). Stochastic Volatility. Cahiers de recherche. Centre interuniversitaire de recherche en Économie quantitative, CIREQ.
- Hall, P., Müller, H.-G. and Wang, J.-L. (2006). Properties of principal component methods for functional and longitudinal data analysis. *The Annals of Statistics*, **34**, 1493–1517.
- Harvey, A., Ruiz, E. and Shephard, N. (1994). Multivariate Stochastic Variance Models. *The Review of Economic Studies*, **61**, 247–264.
- Hörmann, S., Horváth, L. and Reeder, R. (2013). A functional version of the ARCH model. *Econometric Theory*, **29**, 267–288.
- Horváth, L., Kokoszka, P. and Rice, G. (2014). Testing stationarity of functional time series. *Journal of Econometrics*, **179**, 66–82.
- Jang, P. A., Jauch, M. and Matteson, D. S. (2022). Functional stochastic volatility in financial option surfaces. *Data Science in Science*, **1**, 6–19.
- Karatzas, I. and Shreve, S. (1991). *Brownian Motion and Stochastic Calculus*, 2nd edition edn. Springer, New York.
- Le Gall, J-F. (2016). *Brownian Motion, Martingales, and Stochastic Calculus*. Springer.

- Li, Y. and Hsing, T. (2010). Uniform convergence rates for nonparametric regression and principal component analysis in functional/longitudinal data. *Annals of Statistics*, **38**, 3321–3351.
- Müller, H-G., Sen, R. and Stadtmüller, U. (2011). Functional data analysis for volatility. *Journal of Econometrics*, **165**, 233–245.
- Øksendal, B. (2003). *Stochastic Differential Equations*. Universitext. Springer Berlin Heidelberg.
- Rosenbaum, M. (2008). Estimation of the volatility persistence in a discretely observed diffusion model. *Stochastic Processes and their Applications*, **118**, 1434–1462.
- Shaman, P. and Stine, R. (1988). The bias of autoregressive coefficient estimators. *Journal of the American Statistical Association*, **83**, 842–848.
- Shephard, N. (1996). Statistical aspects of ARCH and stochastic volatility. In *Time Series Models*. Chapman and Hall/CRC.
- Silvennoinen, A. and Teräsvirta, T. (2009). Multivariate GARCH Models. In *Handbook of Financial Time Series, Berlin, Heidelberg* (eds T. Mikosch, J-P. Kreiß, R. A. Davis and T. G. Andersen), pp. 201–229. Springer.
- Taylor, S. J. (1982). Financial returns modelled by the product of two stochastic processes: a study of daily sugar prices, 1961-79. *Time series analysis: theory and practice*, **1**.
- Taylor, S. J. (1994). Modeling Stochastic Volatility: A Review and Comparative Study. *Mathematical Finance*, **4**, 183–204.
- Taylor, S. J. (2008). *Modelling Financial Time Series*. World Scientific.
- Vrontos, I. D., Dellaportas, P. and Politis, D. N. (2003). A full-factor multivariate GARCH model. *The Econometrics Journal*, **6**, 312–334.
- Wilms, I., Basu, S., Bien, J. and Matteson, D. (2023). Sparse identification and estimation of large-scale vector autoregressive moving averages. *Journal of the American Statistical Association*, **118**, 571–582.
- Yao, F., Müller, H-G. and Wang, J-L. (2005). Functional Data Analysis for Sparse Longitudinal Data. *Journal of the American Statistical Association*, **100**, 577–590.
- Yu, J. and Meyer, R. (2006). Multivariate Stochastic Volatility Models: Bayesian Estimation and Model Comparison. *Econometric Reviews*, **25**, 361–384.

Supplementary Material

A Proofs of the results of Section 3

A.1 Fundamental Results

In the current subsection, we state Lemma A.1 and Proposition A.1 and the resulting Corollary A.1 which are the cornerstones of the proofs of our main results. The results of this subsection concern the dynamics within each random curve indexed by i . They establish bounds in terms of Δ that do not depend on i nor on the sample size N .

LEMMA A.1 *Consider the volatility process $\int_0^t \sigma(u) dW_i(u)$ in (3.1). Assume conditions 1–6 and define the associated oracle empirical quadratic variation process*

$$(A.1) \quad V_i(t) := \sum_{k=1}^m \left| \int_{t_{k-1}}^{t_k} \sigma(u) dW_i(u) \right|^2 \mathbb{I}\{t_k \leq t\}, \quad t \in [0, 1], \quad i = 1, 2, \dots, N.$$

Define also

$$(A.2) \quad X_i(t) := \log V_i(t) = \log \sum_{k=1}^m \left| \int_{t_{k-1}}^{t_k} \sigma(u) dW_i(u) \right|^2 \mathbb{I}\{t_k \leq t\}, \quad t \in (0, 1], \quad i = 1, 2, \dots, N.$$

Then, for any fixed $0 < \alpha < 1$,

$$(A.3) \quad \sup_{t \in [\alpha, 1]} \mathbb{E} [X_i(t) - H(t)]^2 = O(\Delta), \quad i = 1, 2, \dots, N,$$

and

$$(A.4) \quad \sup_{t \in [\alpha, 1]} \mathbb{E} |X_i(t) - H(t)| = O\left(\Delta^{\frac{1}{2}}\right), \quad i = 1, 2, \dots, N.$$

PROOF OF LEMMA A.1. Fix $0 < \alpha < 1$. Observe that for any $t \geq \alpha$

$$\begin{aligned} \mathbb{E} [X_i(t) - H(t)]^2 &= \mathbb{E} \left[\log \left(\frac{V_i(t)}{G(t)} \right) \right]^2 \\ &\leq \mathbb{E} \left[\frac{V_i(t)}{G(t)} - 1 \right]^2 \\ &= \mathbb{E} \left[\frac{V_i(t) - G(t)}{G(t)} \right]^2 \\ &= \frac{1}{G^2(t)} \mathbb{E} [V_i(t) - G(t)]^2. \end{aligned}$$

Assumption 6 guarantees the boundedness of function $G(t)$ away from zero on the domain $[\alpha, 1]$, see Remark 3.1. So it is enough to obtain the desired result for $\mathbb{E}[V_i(t) - G(t)]^2$. To do so, observe that

(A.5)

$$\mathbb{E}[V_i(t) - G(t)]^2 = \mathbb{E} \left[\sum_{k=1}^m \left| \int_{t_{k-1}}^{t_k} \sigma(u) dW_i(u) \right|^2 \mathbb{I}\{t_k \leq t\} - G(t) \right]^2$$

(A.6)
$$\leq 2\mathbb{E} \left[\sum_{k=1}^m \left| \int_{t_{k-1}}^{t_k} \sigma(u) dW_i(u) \right|^2 \mathbb{I}\{t_k \leq t\} - G(t_k) \right]^2 + 2[G(t_k) - G(t)]^2$$

By assumption 1, the second term $[G(t_k) - G(t)]^2$ is dominated by $\|\sigma^2\|_\infty^2 \Delta^2$. We now turn to the first summand in (A.6):

(A.7)
$$\mathbb{E} \left[\sum_{k=1}^m \left| \int_{t_{k-1}}^{t_k} \sigma(u) dW_i(u) \right|^2 \mathbb{I}\{t_k \leq t\} - G(t_k) \right]^2 = \text{Var} \left[\sum_{k=1}^m \left| \int_{t_{k-1}}^{t_k} \sigma(u) dW_i(u) \right|^2 \mathbb{I}\{t_k \leq t\} \right]$$

$$\begin{aligned} &= \sum_{k=1}^m \text{Var} \left[\left| \int_{t_{k-1}}^{t_k} \sigma(u) dW_i(u) \right|^2 \mathbb{I}\{t_k \leq t\} \right] \\ &\leq \sum_{k=1}^m \text{Var} \left[\left| \int_{t_{k-1}}^{t_k} \sigma(u) dW_i(u) \right|^2 \right] \\ &= \sum_{k=1}^m \text{Var} \left[W_1 \left(\int_{t_{k-1}}^{t_k} \sigma^2(u) du \right) \right]^2 \\ &\leq \sum_{k=1}^m \mathbb{E} \left[W_1 \left(\int_{t_{k-1}}^{t_k} \sigma^2(u) du \right) \right]^4 \\ &\leq 3 \sum_{k=1}^m \left(\int_{t_{k-1}}^{t_k} \sigma^2(u) du \right)^2 \end{aligned}$$

(A.9)
$$\leq 3\|\sigma^2\|_\infty^2 m \Delta^2$$

$$= 3\|\sigma^2\|_\infty^2 \Delta.$$

Equation (A.7) is a result of the independence of non-overlapping increments of the Wiener process. Equation (A.8) is a consequence of Corollary 2.1. This completes the proof of (A.3). Combining (A.3) and Lyapunov's inequality, we get (A.4). ■

PROPOSITION A.1 *Consider the volatility process $\int_0^t \sigma(u) dW_i(u)$ appearing in (3.1). As-*

sume conditions 1–5 hold and recall (A.1). Then,

$$(A.10) \quad \mathbb{E} \left[\sup_{t \in [0,1]} |V_i(t) - G(t)| \right]^2 = O(\Delta).$$

PROOF OF PROPOSITION A.1 We drop the index i and prove the result in a general form. We first obtain the desired uniform result (A.10) by restricting the time domain to the discrete points $t_0 = 0 < t_1 < \dots < t_m = 1$. This is obtained by an application of Doob's maximal inequality to the discrete time sequence $V(t_j) - G(t_j)$, $j = 0, 1, \dots, m$, see DasGupta (2011) Theorem 14.7, for example. To do so, observe that the random variables

$$\left| \int_{t_{k-1}}^{t_k} \sigma(u) dW(u) \right|^2 - \int_{t_{k-1}}^{t_k} \sigma^2(u) du, \quad k = 1, 2, \dots, m,$$

form a sequence of mean zero independent random variables. Hence the sequence

$$\begin{aligned} V(t_j) - G(t_j) &= \sum_{k=1}^j \left| \int_{t_{k-1}}^{t_k} \sigma(u) dW(u) \right|^2 - \int_0^{t_j} \sigma^2(u) du \\ &= \sum_{k=1}^j \left(\left| \int_{t_{k-1}}^{t_k} \sigma(u) dW(u) \right|^2 - \int_{t_{k-1}}^{t_k} \sigma^2(u) du \right), \quad j = 1, 2, \dots, m, \end{aligned}$$

forms a martingale. Applying Doob's maximal inequality, we obtain

$$\begin{aligned} \mathbb{E} \left[\sup_{j \in \{1, 2, \dots, m\}} |V(t_j) - G(t_j)| \right]^2 &\leq 4 \mathbb{E} |V(t_m) - G(t_m)|^2 \\ &= 4 \mathbb{E} |V(1) - G(1)|^2. \end{aligned}$$

Following the lines (A.5)–(A.9), with $t = 1$, we conclude

$$(A.11) \quad \mathbb{E} \left[\sup_{j \in \{1, 2, \dots, m\}} |V(t_j) - G(t_j)| \right]^2 = O(\Delta).$$

For an arbitrary $t \in [0, 1]$, we have

$$(A.12) \quad |V(t) - G(t)|^2 \leq 2 |V(t) - G(t) - V(t_j) + G(t_j)|^2 + 2 |V(t_j) - G(t_j)|^2,$$

where $t_j \leq t < t_{j+1}$ that implies $|t_j - t| < \Delta$. Hence, definition (A.1) gives $V(t_j) = V(t)$. This leads to

$$|V(t) - G(t)|^2 \leq 2 |G(t) - G(t_j)|^2 + 2 |V(t_j) - G(t_j)|^2.$$

Assumption 1 implies

$$\sup_{t \in [0,1]} |V(t) - G(t)|^2 \leq 2\Delta^2 \|\sigma\|_\infty^2 + 2 \sup_{j \in \{1,2,\dots,m\}} |V(t_j) - G(t_j)|^2.$$

Now, by applying (A.11), we obtain

$$(A.13) \quad \mathbb{E} \left[\sup_{t \in [0,1]} |V(t) - G(t)| \right]^2 = O(\Delta),$$

as desired. ■

COROLLARY A.1 *Assume the setting of Proposition A.1 together with Assumption 6. Then, for any fixed $0 < \alpha < 1$,*

$$(A.14) \quad \mathbb{E} \sup_{t \in [\alpha,1]} |X_i(t) - H(t)|^2 = O(\Delta), \quad i = 1, 2, \dots, N.$$

and

$$(A.15) \quad \mathbb{E} \sup_{t \in [\alpha,1]} |X_i(t) - H(t)| = O\left(\Delta^{\frac{1}{2}}\right), \quad i = 1, 2, \dots, N.$$

PROOF OF COROLLARY A.1 Fix $\alpha \in (0, 1)$. Following the lines of the proof of Lemma A.1 we have

$$\begin{aligned} \mathbb{E} \sup_{t \in [\alpha,1]} |X_i(t) - H(t)|^2 &= \mathbb{E} \sup_{t \in [\alpha,1]} |\log V_i(t) - \log G(t)|^2 \\ &= \mathbb{E} \sup_{t \in [\alpha,1]} \left| \log \left(\frac{V_i(t)}{G(t)} \right) \right|^2 \\ &\leq \mathbb{E} \sup_{t \in [\alpha,1]} \left| \frac{V_i(t)}{G(t)} - 1 \right|^2 \\ &= \mathbb{E} \sup_{t \in [\alpha,1]} \left| \frac{V_i(t) - G(t)}{G(t)} \right|^2 \\ &\leq \frac{1}{\inf_{t \in [\alpha,1]} G^2(t)} \mathbb{E} \sup_{t \in [\alpha,1]} |V_i(t) - G(t)|^2. \end{aligned}$$

Assumption 6 guarantees the boundedness away from zero of $G^2(t)$ for $t \in [\alpha, 1]$. Proposition A.1 entails (A.14), and an application of Lyapunov's inequality implies (A.15). ■

A.2 Proof of Theorem 3.2

We split the proof of Theorem 3.2 into two steps. In step 1, we assume the latent processes $Q_i(t)$, $i = 1, 2, \dots, N$, are observable, so we apply functional (or univariate) time series techniques to obtain the asymptotic result and the rate of convergence in terms of N , see Proposition A.2 below. Indeed, Proposition A.2 entails uniform convergence of $\frac{1}{N} \sum_{i=1}^N \log Q_i(t)$ in the mean square sense with the parametric rate \sqrt{N} . In Step 2, we study the difference between the *average* of the serially dependent empirical quadratic variation processes, $\frac{1}{N} \sum_{i=1}^N \log \widehat{Q}_i(t)$, and its oracle counterpart $\frac{1}{N} \sum_{i=1}^N \log Q_i(t)$. This entails a rate in terms of Δ , see Proposition A.3 below. Combining these results, we obtain Theorem 3.2. Recall (3.5) and (3.10).

PROPOSITION A.2 *Assume the stochastic volatility model defined by (3.1)–(3.2) and conditions 1–5. Then*

$$\mathbb{E} \sup_{t \in (0,1]} \left| \widetilde{H}(t) - H(t) \right|^2 = O(N^{-1}).$$

PROOF OF PROPOSITION A.2 Observe that

$$\begin{aligned} N \mathbb{E} \sup_{t \in (0,1]} \left| \widetilde{H}(t) - H(t) \right|^2 &= N \mathbb{E} \sup_{t \in (0,1]} \left| \frac{1}{N} \sum_{i=1}^N \log Q_i(t) - H(t) \right|^2 \\ (A.16) \quad &= N \mathbb{E} \sup_{t \in (0,1]} \left| \frac{1}{N} \sum_{i=1}^N \log \left(g_i^2 \int_0^t \sigma^2(u) du \right) - \log \int_0^t \sigma^2(u) du \right|^2 \\ &= N \mathbb{E} \left| \frac{2}{N} \sum_{i=1}^N \log g_i \right|^2 \\ (A.17) \quad &= \frac{4}{N} \sum_{|h| \leq N-1} \text{Cov}(\log g_{|h|+1}, \log g_1) (N - |h|) \\ &= 4 \sum_{|h| \leq N-1} \text{Cov}(\log g_{|h|+1}, \log g_1) \left(1 - \frac{|h|}{N} \right) \\ &\leq \frac{4}{1 - |\varphi|^2} \text{Var}(\varepsilon_1) \sum_{|h|} |\varphi|^{|h|} \\ &< \infty. \end{aligned}$$

Where the equality (A.16) follows from (3.4) and (A.17) is a consequence of stationarity of the process $\{\log g_i\}_i$. This completes the proof. ■

PROPOSITION A.3 *Assume the stochastic volatility model defined by (3.1)–(3.2) satisfying conditions 1–6 and consider $\widehat{Q}_i(t)$ in (3.14). Then, for any fixed $0 < \alpha < 1$,*

$$\mathbb{E} \sup_{t \in [\alpha, 1]} \left| \widehat{H}(t) - \widetilde{H}(t) \right| = O\left(\Delta^{\frac{1}{2}}\right).$$

PROOF OF PROPOSITION A.3. Using definition (3.14) and equation (3.6), one may write

$$\begin{aligned}
(A.18) \quad \widehat{H}(t) - \widetilde{H}(t) &= \frac{1}{N} \sum_{i=1}^N \log \widehat{Q}_i(t) - \frac{1}{N} \sum_{i=1}^N \log Q_i(t) \\
&= \frac{1}{N} \sum_{i=1}^N 2 \log g_i + \frac{1}{N} \sum_{i=1}^N \log \sum_{k=1}^m \left| \int_{t_{k-1}}^{t_k} \sigma(u) dW_i(u) \right|^2 \mathbb{I}\{t_k \leq t\} \\
&\quad - \frac{1}{N} \sum_{i=1}^N 2 \log g_i - \frac{1}{N} \sum_{i=1}^N H(t) \\
&= \frac{1}{N} \sum_{i=1}^N \log \sum_{k=1}^m \left| \int_{t_{k-1}}^{t_k} \sigma(u) dW_i(u) \right|^2 \mathbb{I}\{t_k \leq t\} - H(t)
\end{aligned}$$

Recalling (A.2), the difference in (A.18) can be rewritten as:

$$\frac{1}{N} \sum_{i=1}^N [X_i(t) - H(t)].$$

Applying Corollary A.1 together with the fact that the processes $\{X_i(t)\}_t, i = 1, 2, \dots, N$, form an independent sequence over index i , we conclude

$$(A.19) \quad \mathbb{E} \sup_{t \in [\alpha, 1]} \left| \frac{1}{N} \sum_{i=1}^N X_i(t) - H(t) \right| = O\left(\Delta^{\frac{1}{2}}\right),$$

as desired. ■

PROOF OF THEOREM 3.2. Propositions A.2 and A.3 imply the limiting result (3.26). We now investigate (3.27). Observe that the first order Taylor series expansion of the exponential function $\exp(\cdot)$ gives

$$\begin{aligned}
\left| \widehat{G}(t) - G(t) \right| &= \left| \exp \widehat{H}(t) - \exp H(t) \right| \\
&= \left| \widehat{H}(t) - H(t) \right| \exp(\xi(t)), \quad t \in [\alpha, 1],
\end{aligned}$$

where $\xi(t)$ lies between $H(t)$ and $\widehat{H}(t)$. Consequently,

$$\begin{aligned}
(A.20) \quad \sup_{t \in [\alpha, 1]} \left| \widehat{G}(t) - G(t) \right| &\leq \sup_{t \in [\alpha, 1]} \left| \widehat{H}(t) - H(t) \right| \sup_{t \in [\alpha, 1]} \exp(\xi(t)) \\
&\leq \sup_{t \in [\alpha, 1]} \left| \widehat{H}(t) - H(t) \right| \sup_{t \in [\alpha, 1]} \exp |\xi(t) - H(t)| \sup_{t \in [\alpha, 1]} \exp |H(t)|
\end{aligned}$$

The result (3.26) entails $\sup_{t \in [\alpha, 1]} \left| \widehat{H}(t) - H(t) \right| = O_P \left(N^{-\frac{1}{2}} + \Delta^{\frac{1}{2}} \right)$. Combining this with the continuous mapping theorem gives $\sup_{t \in [\alpha, 1]} \exp \left| \widehat{H}(t) - H(t) \right|$ is convergent to 1, in probability. In particular, $\sup_{t \in [\alpha, 1]} \exp \left| \widehat{H}(t) - H(t) \right|$ is bounded in probability. Inequalities (3.3) entail boundedness of the deterministic term $\exp |H(t)|$. In more detail:

$$0 < \int_0^\alpha \sigma^2(u) du \leq G(t) \leq \|\sigma\|_\infty^2 < \infty, \quad t \in [\alpha, 1].$$

Consequently,

$$-\infty < \log \int_0^\alpha \sigma^2(u) du \leq H(t) \leq \log \|\sigma\|_\infty^2 < \infty, \quad t \in [\alpha, 1].$$

Hence,

$$|H(t)| \leq \max \left\{ \left| \log \|\sigma\|_\infty^2 \right|, \left| \log \int_0^\alpha \sigma^2(u) du \right| \right\} < \infty, \quad t \in [\alpha, 1].$$

We thus conclude (A.20) is bounded above as follows:

$$O_P \left(N^{-\frac{1}{2}} + \Delta^{\frac{1}{2}} \right) O_P(1) O_P(1) = O_P \left(N^{-\frac{1}{2}} + \Delta^{\frac{1}{2}} \right),$$

as desired. ■

A.3 Proof of Theorem 3.3

The proof of Theorem 3.3 relies on the successive Propositions A.4 and A.5 which investigate the differences $(\gamma_{0,N} - \kappa_0, \gamma_{1,N} - \kappa_1)^\top$ and $(\Gamma_{0,N}(t) - \gamma_{0,N}, \Gamma_{1,N}(t) - \gamma_{1,N})^\top$, respectively.

PROPOSITION A.4 *Assume the stochastic volatility model defined by (3.1)–(3.2) satisfying conditions 1–7 and recall (3.11) and (3.12). Then*

$$(A.21) \quad N^{\frac{1}{2}} \begin{pmatrix} \gamma_{0,N} - \kappa_0 \\ \gamma_{1,N} - \kappa_1 \end{pmatrix} \xrightarrow{\mathcal{L}aw} \mathcal{N} \left(\begin{pmatrix} 0 \\ 0 \end{pmatrix}, V \right),$$

where V is a 2 by 2 matrix with entries

$$(A.22) \quad V_{k,l} = (\eta - 3)\kappa_k \kappa_l + \sum_{h=-\infty}^{\infty} (\kappa_h \kappa_{h-k+l} + \kappa_{h-k} \kappa_{h+l}), \quad k, l = 0, 1.$$

PROOF OF PROPOSITION A.4 Refer to Proposition 7.3.4 in Brockwell and Davis (1991). ■

REMARK A.1 Notice that the above result concerns the dynamics between the random curves $\{R_i(t)\}_t$, $i = 1, 2, \dots$ assuming full information of quadratic variation of each random curve. So, we obtain the rates in terms of N only, not Δ , cf. Remark ?? . Lemma A.2 below relates N and Δ appropriately.

PROPOSITION A.5 *Assume the stochastic volatility model defined by (3.1)–(3.2) satisfying conditions 1–6 and recall (3.17) and (3.18). Then, for any fixed $0 < \alpha < 1$,*

$$\sup_{t \in [\alpha, 1]} \mathbb{E} |\gamma_{0,N} - \Gamma_{0,N}(t)|^2 + \sup_{t \in [\alpha, 1]} \mathbb{E} |\gamma_{1,N} - \Gamma_{1,N}(t)|^2 = O\left(\frac{\Delta}{N}\right).$$

PROOF OF PROPOSITION A.5 We first investigate the difference $\gamma_{1,N} - \Gamma_{1,N}(t)$ that reads

$$\begin{aligned} \gamma_{1,N} - \Gamma_{1,N}(t) &= \frac{1}{4N} \sum_{i=1}^{N-1} \left(\log Q_i(t) - \frac{1}{N} \sum_{i=1}^N \log Q_i(t) \right) \left(\log Q_{i+1}(t) - \frac{1}{N} \sum_{i=1}^N \log Q_i(t) \right) \\ &\quad - \frac{1}{4N} \sum_{i=1}^{N-1} \left(\log \widehat{Q}_i(t) - \frac{1}{N} \sum_{i=1}^N \log \widehat{Q}_i(t) \right) \left(\log \widehat{Q}_{i+1}(t) - \frac{1}{N} \sum_{i=1}^N \log \widehat{Q}_i(t) \right) \\ (A.23) \quad &= \frac{1}{4N} \sum_{i=1}^{N-1} \left[\log Q_i(t) \log Q_{i+1}(t) - \log \widehat{Q}_i(t) \log \widehat{Q}_{i+1}(t) \right] \end{aligned}$$

$$(A.24) \quad - \frac{1}{4N^2} \sum_{i=1}^{N-1} \log Q_i(t) \sum_{i=1}^N \log Q_i(t) - \frac{1}{4N^2} \sum_{i=1}^{N-1} \log \widehat{Q}_i(t) \sum_{i=1}^N \log \widehat{Q}_i(t)$$

$$(A.25) \quad - \frac{1}{4N^2} \sum_{i=1}^{N-1} \log Q_{i+1}(t) \sum_{i=1}^N \log Q_i(t) - \frac{1}{4N^2} \sum_{i=1}^{N-1} \log \widehat{Q}_{i+1}(t) \sum_{i=1}^N \log \widehat{Q}_i(t)$$

$$(A.26) \quad + \frac{1}{4} \left(\frac{1}{N} \sum_{i=1}^N \log Q_i(t) \right)^2 - \frac{1}{4} \left(\frac{1}{N} \sum_{i=1}^N \log \widehat{Q}_i(t) \right)^2.$$

For the sake of simplicity, we drop coefficient $\frac{1}{4}$ from now on. Recalling (3.6) and (3.14) the summation appearing in (A.23) can be rewritten as

$$\frac{1}{N} \sum_{i=1}^{N-1} [2H(t) (\log g_i + \log g_{i+1}) - 2X_{i+1}(t) \log g_i - 2X_i(t) \log g_{i+1} + H^2(t) - X_i(t)X_{i+1}(t)]$$

$$(A.27) \quad = \frac{2}{N} \sum_{i=1}^{N-1} (H(t) - X_{i+1}(t)) \log g_i$$

$$(A.28) \quad + \frac{2}{N} \sum_{i=1}^{N-1} (H(t) - X_i(t)) \log g_{i+1}$$

$$(A.29) \quad + \frac{1}{N} \sum_{i=1}^{N-1} [H^2(t) - X_i(t)X_{i+1}(t)].$$

We now explore decay rate of second moment of (A.27). Since for each t , the summands $(H(t) - X_{i+1}(t)) \log g_i$ form a centered stationary process over index i ,

$$\begin{aligned} & \mathbb{E} \left(\frac{1}{N} \sum_{i=1}^{N-1} (H(t) - X_{i+1}(t)) \log g_i \right)^2 \\ &= \frac{1}{N^2} \sum_{|h| \leq N-2} \text{Cov}((H(t) - X_2(t)) \log g_1, (H(t) - X_{2+h}(t)) \log g_{1+h}) (N-1-h) \\ \text{(A.30)} \quad &= \frac{N-1}{N^2} \mathbb{E}[\log g_1]^2 \mathbb{E}[H(t) - X_2(t)]^2 \end{aligned}$$

$$\text{(A.31)} \quad + \frac{2(N-1)}{N^2} \sum_{1 \leq |h| \leq N-2} \left(1 - \frac{h}{N-1}\right) \mathbb{E}(\log g_1 \log g_{1+h}) \mathbb{E}^2[H(t) - X_2(t)],$$

where we utilize the fact that the processes $\{g_i\}$ and $X_k(\cdot)$, $k = 1, 2, \dots$ are independent. Applying Lemma A.1 to (A.30) and (A.31) leads to

$$\text{(A.32)} \quad \sup_{t \in [\alpha, 1]} \mathbb{E} \left(\frac{1}{N} \sum_{i=1}^{N-1} (H(t) - X_{i+1}(t)) \log g_i \right)^2 = O\left(\frac{\Delta}{N}\right).$$

Likewise, for (A.28) we obtain

$$\text{(A.33)} \quad \sup_{t \in [\alpha, 1]} \mathbb{E} \left(\frac{1}{N} \sum_{i=1}^{N-1} (H(t) - X_i(t)) \log g_{i+1} \right)^2 = O\left(\frac{\Delta}{N}\right).$$

We now turn to (A.29). Observe that

$$\begin{aligned} & \frac{1}{N} \sum_{i=1}^{N-1} [H^2(t) - X_i(t)X_{i+1}(t)] \\ &= \frac{1}{N} \sum_{i=1}^{N-1} H(t) (H(t) - X_i(t)) + \frac{1}{N} \sum_{i=1}^{N-1} X_i(t) (H(t) - X_{i+1}(t)) \end{aligned}$$

The first summation $\frac{1}{N} \sum_{i=1}^{N-1} H(t) (H(t) - X_i(t))$ can be treated similarly to (A.28). The summands appearing in the second term $\frac{1}{N} \sum_{i=1}^{N-1} X_i(t) (H(t) - X_{i+1}(t))$ are identical and

2-independent. This fact gives

$$\begin{aligned}
& \mathbb{E} \left(\frac{1}{N} \sum_{i=1}^{N-1} X_i(t) (H(t) - X_{i+1}(t)) \right)^2 \\
&= \frac{N-1}{N^2} \text{Var} [X_1(t) (H(t) - X_2(t))] \\
&\quad + \frac{N-2}{N^2} \text{Cov} (X_1(t) (H(t) - X_2(t)), X_2(t) (H(t) - X_3(t))) \\
&= \frac{N-1}{N^2} \mathbb{E} [X_1(t)]^2 \mathbb{E} [H(t) - X_2(t)]^2 - \frac{N-1}{N^2} \mathbb{E}^2 [X_1(t)] \mathbb{E}^2 [H(t) - X_2(t)] \\
&\quad + \frac{N-2}{N^2} \mathbb{E} [X_1(t)] \mathbb{E} [H(t) - X_3(t)] \mathbb{E} [X_2(t) (H(t) - X_2(t))] \\
&\quad - \frac{N-2}{N^2} \mathbb{E} [X_1(t)] \mathbb{E} [H(t) - X_3(t)] \mathbb{E} [H(t) - X_2(t)] \mathbb{E} [X_2(t)].
\end{aligned}$$

Applying Lemma A.1, we obtain

$$(A.34) \quad \sup_{t \in [\alpha, 1]} \mathbb{E} \left(\frac{1}{N} \sum_{i=1}^{N-1} X_i(t) (H(t) - X_{i+1}(t)) \right)^2 = O \left(\frac{\Delta}{N} \right).$$

Combining (A.32), (A.33) and (A.34), we conclude that (A.23) satisfies

$$(A.35) \quad \sup_{t \in [\alpha, 1]} \mathbb{E} \left(\frac{1}{N} \sum_{i=1}^{N-1} \left[\log Q_i(t) \log Q_{i+1}(t) - \log \widehat{Q}_i(t) \log \widehat{Q}_{i+1}(t) \right] \right)^2 = O \left(\frac{\Delta}{N} \right).$$

The other expressions (A.24), (A.25) and (A.26) appearing in the decomposition of $\gamma_{1,N} - \Gamma_{1,N}(t)$ can be treated similarly. This gives

$$(A.36) \quad \sup_{t \in [\alpha, 1]} \mathbb{E} |\gamma_{1,N} - \Gamma_{1,N}(t)|^2 = O \left(\frac{\Delta}{N} \right).$$

Following the lines above we obtain

$$(A.37) \quad \sup_{t \in [\alpha, 1]} \mathbb{E} |\gamma_{0,N} - \Gamma_{0,N}(t)|^2 = O \left(\frac{\Delta}{N} \right).$$

The results (A.36) and (A.36) complete the proof. ■

The following Corollary is a result of Proposition A.4 and Proposition A.5, by setting $t = 1$.

COROLLARY A.2 *Assume the stochastic volatility model defined by (3.1)–(3.2) satisfying conditions 1–7 and set $t = 1$ in (3.17) and (3.18). Then, regardless of interplay between N and Δ ,*

$$(A.38) \quad N^{\frac{1}{2}} \begin{pmatrix} \Gamma_{0,N}(1) - \kappa_0 \\ \Gamma_{1,N}(1) - \kappa_1 \end{pmatrix} \xrightarrow{\mathcal{L}aw} \mathcal{N} \left(\begin{pmatrix} 0 \\ 0 \end{pmatrix}, V \right), \quad \text{as } N \rightarrow \infty \text{ and } \Delta \rightarrow 0,$$

where V is defined in (A.22).

PROOF OF THEOREM 3.3 We apply the bivariate delta method to the vector $(\Gamma_{0,N}(1), \Gamma_{1,N}(1))^\top$. To do so, define the functions

$$f, g : (0, \infty) \times \mathbb{R} \longrightarrow \mathbb{R}, \quad f(x, y) = x^{-1}y, \quad g(x, y) = x - x^{-1}y^2.$$

We now apply delta method to the limiting result (A.38). This gives

$$N^{1/2} (f(\Gamma_{0,N}(1), \Gamma_{1,N}(1)) - f(\kappa_0, \kappa_1)) \xrightarrow{\mathcal{L}aw} \mathcal{N}(0, \nu),$$

that is

$$N^{1/2} (\check{\varphi} - \varphi) \xrightarrow{\mathcal{L}aw} \mathcal{N}(0, \nu),$$

where

$$\nu = (\nabla f(\kappa_0, \kappa_1))^\top V \nabla f(\kappa_0, \kappa_1) = (-\kappa_0^{-2}\kappa_1, \kappa_0^{-1}) V (-\kappa_0^{-2}\kappa_1, \kappa_0^{-1})^\top.$$

Similarly,

$$N^{1/2} (g(\Gamma_{0,N}(1), \Gamma_{1,N}(1)) - g(\kappa_0, \kappa_1)) \xrightarrow{\mathcal{L}aw} \mathcal{N}(0, \tau),$$

that is

$$N^{1/2} (\check{\sigma}_\varepsilon^2 - \sigma_\varepsilon^2) \xrightarrow{\mathcal{L}aw} \mathcal{N}(0, \tau),$$

where

$$\tau = (\nabla g(\kappa_0, \kappa_1))^\top V \nabla g(\kappa_0, \kappa_1) = (1 + \kappa_0^{-2}\kappa_1^2, -\kappa_0^{-1}) V (1 + \kappa_0^{-2}\kappa_1^2, -\kappa_0^{-1})^\top.$$

This completes the proof. ■

A.4 Proof of Theorem 3.4

We begin with the following Corollary that is a counterpart of Corollary A.2.

COROLLARY A.3 *Assume the stochastic volatility model defined by (3.1)–(3.2) satisfying conditions 1–7. Then, for any fixed $0 < \alpha < 1$, regardless of interplay between N and Δ ,*

$$(A.39) \quad N^{\frac{1}{2}} \frac{1}{1-\alpha} \int_\alpha^1 \begin{pmatrix} \Gamma_{0,N}(t) - \kappa_0 \\ \Gamma_{1,N}(t) - \kappa_1 \end{pmatrix} dt \xrightarrow{\mathcal{L}aw} \mathcal{N} \left(\begin{pmatrix} 0 \\ 0 \end{pmatrix}, V \right), \quad \text{as } N \rightarrow \infty \text{ and } \Delta \rightarrow 0,$$

where V is defined in (A.22).

PROOF OF COROLLARY A.3 By Proposition A.4, it is enough to prove

$$N^{\frac{1}{2}} \int_{\alpha}^1 \begin{pmatrix} \Gamma_{0,N}(t) - \gamma_{0,N} \\ \Gamma_{1,N}(t) - \gamma_{1,N} \end{pmatrix} dt = o_P(1).$$

To do so, observe that

$$(A.40) \quad \mathbb{E} \left| \int_{\alpha}^1 (\Gamma_{1,N}(t) - \gamma_{1,N}) dt \right|^2 \leq \mathbb{E} \int_{\alpha}^1 (\Gamma_{1,N}(t) - \gamma_{1,N})^2 dt$$

$$\leq \sup_{t \in [\alpha, 1]} \mathbb{E} |\gamma_{1,N} - \Gamma_{1,N}(t)|^2$$

$$(A.41) \quad = O\left(\frac{\Delta}{N}\right),$$

where (A.41) is a result of Proposition A.5. Consequently,

$$N^{\frac{1}{2}} \int_{\alpha}^1 (\Gamma_{1,N}(t) - \gamma_{1,N}) dt = O_P(\Delta).$$

Similarly, we have

$$N^{\frac{1}{2}} \int_{\alpha}^1 (\Gamma_{0,N}(t) - \gamma_{0,N}) dt = O_P(\Delta).$$

This completes the proof. ■

PROOF OF THEOREM 3.4 The proof follows the lines of Proof of Theorem 3.3; cf. (A.39) and (A.38). ■

A.5 Proof of Theorem 3.5

We commence the proof of Theorem 3.5 with Proposition A.6 and Lemma A.2 below.

PROPOSITION A.6 *Assume the stochastic volatility model defined by (3.1)–(3.2) satisfying conditions 1–6 and recall (3.17) and (3.18). Then, for any fixed $0 < \alpha < 1$,*

$$\mathbb{E} \left(\sup_{t \in [\alpha, 1]} |\gamma_{0,N} - \Gamma_{0,N}(t)|^2 \right) + \mathbb{E} \left(\sup_{t \in [\alpha, 1]} |\gamma_{1,N} - \Gamma_{1,N}(t)|^2 \right) = O(\Delta).$$

PROOF OF PROPOSITION A.6 We prove that

$$\mathbb{E} \left(\sup_{t \in [\alpha, 1]} |\gamma_{1,N} - \Gamma_{1,N}(t)|^2 \right) = O(\Delta).$$

The argument for lag-0 autocovariance is similar. Following the lines (A.23)–(A.26), the distance $\gamma_{1,N} - \Gamma_{1,N}(t)$ admits the decomposition

$$\begin{aligned} \gamma_{1,N} - \Gamma_{1,N}(t) &= -\frac{1}{4N} \sum_{i=1}^{N-1} \left(\log \widehat{Q}_i(t) - \frac{1}{N} \sum_{i=1}^N \log \widehat{Q}_i(t) \right) \left(\log \widehat{Q}_{i+1}(t) - \frac{1}{N} \sum_{i=1}^N \log \widehat{Q}_i(t) \right) \\ (A.42) \quad &= \frac{1}{4N} \sum_{i=1}^{N-1} \left[\log Q_i(t) \log Q_{i+1}(t) - \log \widehat{Q}_i(t) \log \widehat{Q}_{i+1}(t) \right] \end{aligned}$$

$$(A.43) \quad -\frac{1}{4N^2} \sum_{i=1}^{N-1} \log Q_i(t) \sum_{i=1}^N \log Q_i(t) - \frac{1}{4N^2} \sum_{i=1}^{N-1} \log \widehat{Q}_i(t) \sum_{i=1}^N \log \widehat{Q}_i(t)$$

$$(A.44) \quad -\frac{1}{4N^2} \sum_{i=1}^{N-1} \log Q_{i+1}(t) \sum_{i=1}^N \log Q_i(t) - \frac{1}{4N^2} \sum_{i=1}^{N-1} \log \widehat{Q}_{i+1}(t) \sum_{i=1}^N \log \widehat{Q}_i(t)$$

$$(A.45) \quad + \frac{1}{4} \left(\frac{1}{N} \sum_{i=1}^N \log Q_i(t) \right)^2 - \frac{1}{4} \left(\frac{1}{N} \sum_{i=1}^N \log \widehat{Q}_i(t) \right)^2.$$

For the sake of simplicity, we drop coefficient $\frac{1}{4}$ from now on. The summation appearing in (A.42) can be rewritten as

$$(A.46) \quad \frac{1}{N} \sum_{i=1}^{N-1} \left[2H(t) (\log g_i + \log g_{i+1}) - 2X_{i+1}(t) \log g_i - 2X_i(t) \log g_{i+1} + H^2(t) - X_i(t)X_{i+1}(t) \right]$$

$$(A.47) \quad = \frac{2}{N} \sum_{i=1}^{N-1} (H(t) - X_{i+1}(t)) \log g_i$$

$$(A.48) \quad + \frac{2}{N} \sum_{i=1}^{N-1} (H(t) - X_i(t)) \log g_{i+1}$$

$$(A.48) \quad + \frac{1}{N} \sum_{i=1}^{N-1} \left[(H(t))^2 - X_i(t)X_{i+1}(t) \right].$$

We now explore the uniform decay rate of the second moment of (A.46):

$$\begin{aligned} \mathbb{E} \sup_{t \in [\alpha, 1]} \left| \frac{1}{N} \sum_{i=1}^{N-1} (H(t) - X_{i+1}(t)) \log g_i \right|^2 &\leq \mathbb{E} \left(\frac{1}{N} \sum_{i=1}^{N-1} \sup_{t \in [\alpha, 1]} |H(t) - X_{i+1}(t)| |\log g_i| \right)^2 \\ &=: \mathbb{E} \left(\frac{1}{N} \sum_{i=1}^{N-1} S_{i+1} |\log g_i| \right)^2. \end{aligned}$$

Since the sequence $\{S_{i+1} |\log g_i|\}_i$ is stationary,

$$\begin{aligned} \mathbb{E} \left(\frac{1}{N} \sum_{i=1}^{N-1} S_{i+1} |\log g_i| \right)^2 &= \frac{1}{N^2} \sum_{|h| \leq N-2} \mathbb{E} (S_2 |\log g_1| S_{2+h} |\log g_{1+h}|) (N-1-h) \\ &= \frac{N-1}{N^2} \mathbb{E} (S_2 |\log g_1|)^2 \\ &\quad + \frac{1}{N^2} \sum_{1 \leq |h| \leq N-2} \mathbb{E} (S_2 |\log g_1| S_{2+h} |\log g_{1+h}|) (N-1-h). \end{aligned}$$

The independence of the S_i , $i = 1, 2, \dots, N$, and $\{\log g_i\}$ gives

$$\begin{aligned} \mathbb{E} \left(\frac{1}{N} \sum_{i=1}^{N-1} S_{i+1} |\log g_i| \right)^2 &= \frac{N-1}{N^2} \mathbb{E} (S_2)^2 \mathbb{E} (|\log g_1|)^2 \\ &\quad + \frac{N-1}{N^2} \sum_{1 \leq |h| \leq N-2} \left(1 - \frac{h}{N-1} \right) \mathbb{E} (S_2) \mathbb{E} (S_{2+h}) \mathbb{E} (|\log g_1| |\log g_{1+h}|) \\ &= O \left(\frac{\Delta}{N} \right) + O \left(\frac{\Delta}{N} \right) \sum_{1 \leq |h| \leq N-2} \left(1 - \frac{h}{N-1} \right) \mathbb{E} (|\log g_1| |\log g_{1+h}|) \\ &= O(\Delta). \end{aligned}$$

Consequently, (A.46) satisfies

$$(A.49) \quad \mathbb{E} \sup_{t \in [\alpha, 1]} \left(\frac{1}{N} \sum_{i=1}^{N-1} (H(t) - X_{i+1}(t)) \log g_i \right)^2 = O(\Delta).$$

Likewise, for (A.47) we obtain

$$(A.50) \quad \mathbb{E} \sup_{t \in [\alpha, 1]} \left(\frac{1}{N} \sum_{i=1}^{N-1} (H(t) - X_i(t)) \log g_{i+1} \right)^2 = O(\Delta).$$

We now turn to (A.48). Observe that

$$\begin{aligned} &\frac{1}{N} \sum_{i=1}^{N-1} [H^2(t) - X_i(t) X_{i+1}(t)] \\ (A.51) \quad &= \frac{1}{N} \sum_{i=1}^{N-1} H(t) (H(t) - X_i(t)) + \frac{1}{N} \sum_{i=1}^{N-1} X_i(t) (H(t) - X_{i+1}(t)) \end{aligned}$$

The first summand $\frac{1}{N} \sum_{i=1}^{N-1} H(t) (H(t) - X_i(t))$ satisfies

$$\begin{aligned}
& \mathbb{E} \sup_{t \in [\alpha, 1]} \left(\frac{1}{N} \sum_{i=1}^{N-1} H(t) (H(t) - X_i(t)) \right)^2 \\
& \leq \mathbb{E} \left(\frac{1}{N} \sum_{i=1}^{N-1} \sup_{t \in [\alpha, 1]} |H(t)| \sup_{t \in [\alpha, 1]} |H(t) - X_i(t)| \right)^2 \\
& \leq \frac{1}{N^2} \mathbb{E} \left(\sum_{i=1}^{N-1} \sup_{t \in [\alpha, 1]} |H(t)|^2 \sum_{i=1}^{N-1} \sup_{t \in [\alpha, 1]} |H(t) - X_i(t)|^2 \right) \\
& = \frac{1}{N^2} \sum_{i=1}^{N-1} \sup_{t \in [\alpha, 1]} |H(t)|^2 \mathbb{E} \left(\sum_{i=1}^{N-1} \sup_{t \in [\alpha, 1]} |H(t) - X_i(t)|^2 \right)
\end{aligned}$$

The boundedness of $|H(t)|$ together with Corollary A.1 imply that

$$(A.52) \quad \mathbb{E} \sup_{t \in [\alpha, 1]} \left(\frac{1}{N} \sum_{i=1}^{N-1} H(t) (H(t) - X_i(t)) \right)^2 = O(\Delta).$$

The second summand appearing in (A.51) satisfies

$$\begin{aligned}
& \mathbb{E} \sup_{t \in [\alpha, 1]} \left(\frac{1}{N} \sum_{i=1}^{N-1} X_i(t) (H(t) - X_{i+1}(t)) \right)^2 \\
& \leq \frac{1}{N^2} \mathbb{E} \left(\sum_{i=1}^{N-1} \sup_{t \in [\alpha, 1]} |X_i(t)| \sup_{t \in [\alpha, 1]} |H(t) - X_{i+1}(t)| \right)^2 \\
& \leq \frac{1}{N^2} \mathbb{E} \left(\sum_{i=1}^{N-1} \sup_{t \in [\alpha, 1]} |X_i(t)|^2 \sum_{i=1}^{N-1} \sup_{t \in [\alpha, 1]} |H(t) - X_{i+1}(t)|^2 \right) \\
& = \frac{1}{N^2} \mathbb{E} \sum_{i=1}^{N-1} \sup_{t \in [\alpha, 1]} |X_i(t)|^2 \mathbb{E} \sum_{i=1}^{N-1} \sup_{t \in [\alpha, 1]} |H(t) - X_{i+1}(t)|^2.
\end{aligned}$$

Applying Corollary (A.1) completes the proof of

$$(A.53) \quad \mathbb{E} \sup_{t \in [\alpha, 1]} \left(\frac{1}{N} \sum_{i=1}^{N-1} X_i(t) (H(t) - X_{i+1}(t)) \right)^2 = O(\Delta).$$

Combining (A.49), (A.50), (A.52) and (A.53), we conclude that (A.42) satisfies

$$(A.54) \quad \mathbb{E} \sup_{t \in [\alpha, 1]} \left(\frac{1}{N} \sum_{i=1}^{N-1} \left[\log Q_i(t) \log Q_{i+1}(t) - \log \widehat{Q}_i(t) \log \widehat{Q}_{i+1}(t) \right] \right)^2 = O(\Delta).$$

Applying a similar arguments on the expressions (A.43), (A.44) and (A.45) appearing in the decomposition of $\gamma_{1,N} - \Gamma_{1,N}(t)$ we obtain

$$(A.55) \quad \mathbb{E} \sup_{t \in [\alpha, 1]} |\gamma_{1,N} - \Gamma_{1,N}(t)|^2 = O(\Delta).$$

A similar argument gives

$$(A.56) \quad \mathbb{E} \sup_{t \in [\alpha, 1]} |\gamma_{0,N} - \Gamma_{0,N}(t)|^2 = O(\Delta).$$

This completes the proof. ■

LEMMA A.2 *Assume the stochastic volatility model defined by (3.1)–(3.2) and conditions 1–7. Then,*

$$(A.57) \quad \int_{\alpha}^1 |\Gamma_{0,N}^{-1}(t) - \kappa_0^{-1}|^2 dt = o_P(1)$$

PROOF OF LEMMA A.2 We use an argument implicit in the proof of Theorem 1.1 in Berkes and Horváth (2006). First observe that according to Propositions A.6 and A.4 we obtain

$$(A.58) \quad \sup_{t \in [\alpha, 1]} |\Gamma_{0,N}(t) - \kappa_0| \leq \sup_{t \in [\alpha, 1]} |\Gamma_{0,N}(t) - \gamma_{0,N}| + |\gamma_{0,N} - \kappa_0| = o_P(1), \text{ as } \Delta \rightarrow 0 \text{ and } N \rightarrow \infty.$$

Now define the functions $T(\cdot)$ and $T_L(\cdot)$, for $L > 0$, of the following form

$$T(x) = x^{-1}, \quad x \in (0, \infty),$$

and

$$T_L(x) = \begin{cases} x^{-1}, & x \in [\frac{1}{L}, L], \\ 0, & x \in (0, \infty) \setminus [\frac{1}{L}, L] \end{cases}, \quad L > 0.$$

Observe that, for each $L > 0$, the integral appearing in (A.57) admits the following decomposition

$$(A.59) \quad \int_{\alpha}^1 |\Gamma_{0,N}^{-1}(t) - \kappa_0^{-1}|^2 dt = \int_{\alpha}^1 |T(\Gamma_{0,N})(t) - T(\kappa_0)|^2 dt$$

$$(A.60) \quad \leq 8 \int_{\alpha}^1 |T_L(\kappa_0) - T(\kappa_0)|^2 dt$$

$$(A.61) \quad + 8 \int_{\alpha}^1 |T(\Gamma_{0,N})(t) - T_L(\Gamma_{0,N})(t)|^2 dt$$

$$(A.61) \quad + 8 \int_{\alpha}^1 |T_L(\Gamma_{0,N})(t) - T_L(\kappa_0)|^2 dt.$$

In order to conclude (A.57), we study the terms appearing in the decomposition (A.59)–(A.61) separately. Since κ_0 is a positive fixed parameter, there always exists L sufficiently large such that

$$0 < \frac{1}{L} < \frac{2}{L} < \frac{\kappa_0}{2} < \kappa_0 < \frac{3}{2}\kappa_0 < 2\kappa_0 < L.$$

In other words, there exists $L > 0$ sufficiently large such that, for any $\epsilon > 0$,

$$(A.62) \quad \mathbb{P} \left(\kappa_0 \geq \frac{L}{2} \quad \text{or} \quad \kappa_0 \leq \frac{2}{L} \right) = 0 \leq \epsilon.$$

Relation (A.62) obviously implies that there exists $L > 0$ sufficiently large such that $T_L(\kappa_0) = T(\kappa_0)$. Equivalently, there is L sufficiently large such that, for any $\epsilon > 0$,

$$\mathbb{P}(T(\kappa_0) \neq T_L(\kappa_0)) = 0 \leq \epsilon.$$

This gives there exists $L > 0$ such that for any $\epsilon > 0$, any $\zeta > 0$, any step size Δ and any sample size N

$$(A.63) \quad \mathbb{P} \left(\int_{\alpha}^1 |T_L(\kappa_0) - T(\kappa_0)|^2 dt > \zeta \right) \leq \mathbb{P}(T(\kappa_0) \neq T_L(\kappa_0)) = 0 \leq \epsilon.$$

This entails (A.59) is convergent to zero in probability. We now turn to the term (A.60). Relations (A.58) and (A.62) together imply there exist $L > 0$, obtained above, such that for any $\epsilon > 0$, there exist step size Δ_ϵ and sample size N_ϵ such that

$$\begin{aligned} & \mathbb{P} \left(\sup_{t \in [\alpha, 1]} |\Gamma_{0,N}(t)| \geq L \quad \text{or} \quad \inf_{t \in [\alpha, 1]} |\Gamma_{0,N}(t)| \leq \frac{1}{L} \right) \\ & \leq \mathbb{P} \left(\sup_{t \in [\alpha, 1]} |\Gamma_{0,N}(t) - \kappa_0| \geq \frac{\kappa_0}{2} \right) \\ & \leq \epsilon, \quad \forall N \geq N_\epsilon, \Delta \leq \Delta_\epsilon. \end{aligned}$$

Consequently, there exists $L > 0$ such that for any $\epsilon > 0$, there exist step size Δ_ϵ and sample size N_ϵ such that

$$\begin{aligned} & \mathbb{P}(\exists t \in [\alpha, 1]; \quad T(\Gamma_{0,N}(t)) \neq T_L(\Gamma_{0,N}(t))) \\ & = \mathbb{P} \left(\exists t \in [\alpha, 1]; \quad \Gamma_{0,N}(t) \notin \left[\frac{1}{L}, L \right] \right) \\ & \leq \mathbb{P} \left(\sup_{t \in [\alpha, 1]} |\Gamma_{0,N}(t)| > L \quad \text{or} \quad \inf_{t \in [\alpha, 1]} |\Gamma_{0,N}(t)| < \frac{1}{L} \right) \\ & \leq \epsilon, \quad \forall N \geq N_\epsilon, \Delta \leq \Delta_\epsilon. \end{aligned}$$

This implies there exist $L > 0$ such that for any $\epsilon > 0$, any $\zeta > 0$, there exist step size Δ_ϵ and sample size N_ϵ such that

$$\begin{aligned}
& \mathbb{P} \left(\int_\alpha^1 |T(\Gamma_{0,N})(t) - T_L(\Gamma_{0,N})(t)|^2 dt > \zeta \right) \\
& \leq \mathbb{P}(\exists t \in [\alpha, 1]; T(\Gamma_{0,N}(t)) \neq T_L(\Gamma_{0,N}(t))) \\
(A.64) \quad & \leq \epsilon, \quad \forall N \geq N_\epsilon, \Delta \leq \Delta_\epsilon.
\end{aligned}$$

This implies (A.60) tends to zero in probability. By (A.63) and (A.64), in order to conclude (A.57), it is enough to prove for the positive L obtained above

$$\int_\alpha^1 |T_L(\Gamma_{0,N}(t)) - T_L(\kappa_0)|^2 dt = o_P(1).$$

To do so, define

$$A_N = \left\{ \sup_{t \in [\alpha, 1]} |\Gamma_{0,N}(t) - \kappa_0| > \frac{\kappa_0}{2} \right\}.$$

Then we have

$$\begin{aligned}
\int_\alpha^1 |T_L(\Gamma_{0,N}(t)) - T_L(\kappa_0)|^2 dt &= \int_\alpha^1 |T_L(\Gamma_{0,N}(t)) - T_L(\kappa_0)|^2 \mathbb{I}\{A_N^c\} dt \\
&\quad + \int_\alpha^1 |T_L(\Gamma_{0,N}(t)) - T_L(\kappa_0)|^2 \mathbb{I}\{A_N\} dt \\
&= \int_\alpha^1 |\Gamma_{0,N}^{-1}(t) - \kappa_0^{-1}|^2 \mathbb{I}\{A_N^c\} dt \\
&\quad + \int_\alpha^1 |T_L(\Gamma_{0,N}(t)) - \kappa_0^{-1}|^2 \mathbb{I}\{A_N\} dt \\
&\leq 2^4 \int_\alpha^1 \frac{|\Gamma_{0,N}(t) - \kappa_0|^2}{\kappa_0^4} \mathbb{I}\{A_N^c\} dt \\
&\quad + \int_\alpha^1 |T_L(\Gamma_{0,N}(t)) - \kappa_0^{-1}|^2 \mathbb{I}\{A_N\} dt \\
&\leq \frac{2^4}{\kappa_0^4} \sup_{t \in [\alpha, 1]} |\Gamma_{0,N}(t) - \kappa_0|^2 + 4L^2 \mathbb{I}\{A_N\} \\
(A.65) \quad &= o_P(1) + o_P(1), \text{ as } \Delta \rightarrow 0 \text{ and } N \rightarrow \infty,
\end{aligned}$$

where (A.65) is a conclusion of (A.58). This completes the proof. ■

PROOF OF THEOREM 3.5 We utilize Propositions A.4 and A.5 and Lemma A.2. Observe

that

$$\begin{aligned}
\hat{\varphi} - \varphi &= \frac{1}{1-\alpha} \int_{\alpha}^1 \hat{\varphi}(t) dt - \varphi \\
&= \frac{1}{1-\alpha} \int_{\alpha}^1 \Gamma_{0,N}^{-1}(t) \Gamma_{1,N}(t) dt - \kappa_0^{-1} \kappa_1 \\
&= \frac{1}{1-\alpha} \int_{\alpha}^1 \kappa_0^{-1} (\Gamma_{1,N}(t) - \kappa_1) dt + \frac{1}{1-\alpha} \int_{\alpha}^1 (\Gamma_{0,N}^{-1}(t) - \kappa_0^{-1}) \Gamma_{1,N}(t) dt \\
&=: A + D
\end{aligned}$$

According to Corollary A.3, the first term A converges in distribution with rate $N^{\frac{1}{2}}$. More precisely, $N^{\frac{1}{2}}A$ is convergent in law, as long as N tends to infinity and Δ tends to zero, regardless of interplay between N and Δ . The second term D is dominated by

$$\begin{aligned}
|D| &\leq \frac{1}{1-\alpha} \left(\int_{\alpha}^1 |\Gamma_{1,N}(t)|^2 dt \right)^{\frac{1}{2}} \left(\int_{\alpha}^1 |\Gamma_{0,N}^{-1}(t) - \kappa_0^{-1}|^2 dt \right)^{\frac{1}{2}} \\
(A.66) \quad &=: BC
\end{aligned}$$

In order to obtain consistency of the term B observe that B^2 reads

$$\begin{aligned}
B^2 &= \int_{\alpha}^1 |\Gamma_{1,N}(t)|^2 dt \leq 16 \int_{\alpha}^1 |\Gamma_{1,N}(t) - \gamma_{1,N}|^2 dt + 16 \int_{\alpha}^1 |\gamma_{1,N} - \kappa_1|^2 dt + 16 \int_{\alpha}^1 |\kappa_1|^2 dt \\
&\leq 16 \int_{\alpha}^1 |\Gamma_{1,N}(t) - \gamma_{1,N}|^2 dt + 16 |\gamma_{1,N} - \kappa_1|^2 + |\kappa_1|^2 \\
&=: B_1 + B_2 + B_3
\end{aligned}$$

According to (A.40) and (A.41), we have $B_1 = O_P(\frac{\Delta}{N})$. According to Proposition A.4 the second term B_2 converges in distribution with rate N . That is NB_2 is convergent in law. The last term B_3 is constant. These altogether imply the term B^2 is convergent in distribution with rate N . That is $N^{\frac{1}{2}}B$ is convergent in law, as long as N tends to infinity and Δ tends to zero, regardless of interplay between N and Δ . We now turn to the term C appearing in (A.66). Lemma A.2 implies $C = o_P(1)$. Consequently, $N^{\frac{1}{2}}(BC) = o_P(1)$. Hence, $N^{\frac{1}{2}}D = o_P(1)$. Altogether, we have $N^{\frac{1}{2}}(A + D)$ is convergent in law. Moreover, the limiting distribution of $N^{\frac{1}{2}}(A + D)$ is the same as the limiting distribution of $N^{\frac{1}{2}}A$ obtained in Corollary A.3. This gives (3.31). Consistency of $(\hat{\sigma}_{\varepsilon}^2 - \sigma_{\varepsilon}^2)$ is established by a

similar argument. Observe that

$$\begin{aligned}
\hat{\sigma}_\varepsilon^2 - \sigma_\varepsilon^2 &= \frac{1}{1-\alpha} \int_\alpha^1 \hat{\sigma}_\varepsilon^2(t) dt - \sigma_\varepsilon^2 \\
&= \frac{1}{1-\alpha} \int_\alpha^1 (\Gamma_{0,N}(t) - \hat{\varphi}\Gamma_{1,N}(t)) dt - (\kappa_0 - \varphi\kappa_1) \\
&= -\frac{(\hat{\varphi} - \varphi)}{1-\alpha} \int_\alpha^1 \Gamma_{1,N}(t) dt \\
&\quad + \frac{1}{1-\alpha} \int_\alpha^1 (\Gamma_{0,N}(t) - \kappa_0) dt - \frac{\varphi}{1-\alpha} \int_\alpha^1 (\Gamma_{1,N}(t) - \kappa_1) dt \\
&=: E \\
&\quad + F
\end{aligned}$$

The limiting result (3.31) and Corollary A.3 imply that $N^{\frac{1}{2}}E$ is $o_P(1)$. Corollary A.3 implies $N^{\frac{1}{2}}F$ is convergent in law, as long as N tends to infinity and Δ tends to zero, regardless of interplay between N and Δ . Moreover, $N^{\frac{1}{2}}(\hat{\sigma}_\varepsilon^2 - \sigma_\varepsilon^2)$ admits the same limiting law as of $N^{\frac{1}{2}}F$. This completes the proof. ■

B Proofs of the results of Section 4

B.1 Proof of Theorem 4.2

PROOF OF THEOREM 4.2 The left hand side of (4.10) is upper bounded by

$$\mathbb{E} \sup_{t \in [\alpha, 1]} \left| \hat{H}(t) - \tilde{H}(t) \right| + \mathbb{E} \sup_{t \in [\alpha, 1]} \left| \tilde{H}(t) - H \right|$$

Recall the result of Proposition A.3:

$$\mathbb{E} \sup_{t \in [\alpha, 1]} \left| \hat{H}(t) - \tilde{H}(t) \right| = O\left(\Delta^{\frac{1}{2}}\right),$$

where $\tilde{H}(t)$ and $\hat{H}(t)$ are defined in (3.10) and (3.15), respectively. So, in order to verify (4.10) its enough to prove

$$\mathbb{E} \sup_{t \in [0, 1]} \left| \tilde{H}(t) - H(t) \right|^2 = O(N^{-1}).$$

To do so, we present an argument similar to Proposition A.2. In details

$$\begin{aligned}
(N\mathbb{E} \sup_{t \in (0,1]} \left| \tilde{H}(t) - H(t) \right|^2) &= N\mathbb{E} \sup_{t \in (0,1]} \left| \frac{1}{N} \sum_{i=1}^N \log Q_i(t) - H(t) \right|^2 \\
\text{(B.1)} \quad &= N\mathbb{E} \sup_{t \in (0,1]} \left| \frac{1}{N} \sum_{i=1}^N \log \left(g_i^2 \int_0^t \sigma^2(u) du \right) - \log \int_0^t \sigma^2(u) du \right|^2 \\
&= N\mathbb{E} \left| \frac{2}{N} \sum_{i=1}^N \log g_i \right|^2 \\
&\leq 4 \sum_{|h| \leq N-1} |\text{Cov}(\log g_{|h|+1}, \log g_1)| \left(1 - \frac{|h|}{N} \right) \\
\text{(B.2)} \quad &< \infty,
\end{aligned}$$

where the equality (B.1) follows from (3.4) and (B.2) is a consequence of the condition (4.3) which implies that the autocovariances decay exponentially fast with lag h . This completes the proof of (4.10). The limiting result (4.11) is a consequence of (4.10). See proof of Theorem 3.2 ■

B.2 Proof of Theorems 4.3 and 4.4

PROPOSITION B.1 *Assume the stochastic volatility model defined by (4.1)–(4.2) satisfying conditions 1–7, except that we replace condition 5 by (4.3), and recall (4.5). Then*

$$N^{\frac{1}{2}} \begin{pmatrix} \gamma_{0,N} - \kappa_0 \\ \vdots \\ \gamma_{p,N} - \kappa_p \end{pmatrix} \xrightarrow{\mathcal{L}aw} \mathcal{N} \left(\begin{pmatrix} 0 \\ \vdots \\ 0 \end{pmatrix}, V \right),$$

where V is a $(p+1) \times (p+1)$ matrix with entries

$$\text{(B.3)} \quad V_{k,l} = (\eta - 3)\kappa_k \kappa_l + \sum_{h=-\infty}^{\infty} (\kappa_h \kappa_{h-k+l} + \kappa_{h-k} \kappa_{h+l}), \quad k, l = 0, \dots, p.$$

PROOF OF PROPOSITION B.1 Refer to Proposition 7.3.4 in Brockwell and Davis (1991). ■

PROPOSITION B.2 *Assume the stochastic volatility model defined by (4.1)–(4.2) satisfying conditions 1–6, except that we replace condition 5 by (4.3), and recall (4.6). Then, for any fixed $0 < \alpha < 1$,*

$$\sup_{t \in [\alpha, 1]} \mathbb{E} |\gamma_{0,N} - \Gamma_{0,N}(t)|^2 + \dots + \sup_{t \in [\alpha, 1]} \mathbb{E} |\gamma_{p,N} - \Gamma_{p,N}(t)|^2 = O\left(\frac{\Delta}{N}\right),$$

and

$$\mathbb{E} \left(\sup_{t \in [\alpha, 1]} |\gamma_{0,N} - \Gamma_{0,N}(t)|^2 \right) + \cdots + \mathbb{E} \left(\sup_{t \in [\alpha, 1]} |\gamma_{p,N} - \Gamma_{p,N}(t)|^2 \right) = O(\Delta).$$

PROOF OF PROPOSITION B.2 Follow the lines of proofs of Propositions A.5 and A.6. \blacksquare

COROLLARY B.1 *Assume the stochastic volatility model defined by (4.1)–(4.2) satisfying conditions 1–7, except that we replace condition 5 by (4.3). Then, for any fixed $0 < \alpha < 1$, regardless of interplay between N and Δ , if we set $t = 1$ in (4.6), then*

$$(B.4) \quad N^{\frac{1}{2}} \begin{pmatrix} \Gamma_{0,N}(1) - \kappa_0 \\ \vdots \\ \Gamma_{p,N}(1) - \kappa_p \end{pmatrix} \xrightarrow{\mathcal{L}aw} \mathcal{N} \left(\begin{pmatrix} 0 \\ \vdots \\ 0 \end{pmatrix}, V \right), \quad \text{as } N \rightarrow \infty \text{ and } \Delta \rightarrow 0,$$

if we take integral over t , then

$$(B.5) \quad N^{\frac{1}{2}} \frac{1}{1-\alpha} \int_{\alpha}^1 \begin{pmatrix} \Gamma_{0,N}(t) - \kappa_0 \\ \vdots \\ \Gamma_{p,N}(t) - \kappa_p \end{pmatrix} dt \xrightarrow{\mathcal{L}aw} \mathcal{N} \left(\begin{pmatrix} 0 \\ \vdots \\ 0 \end{pmatrix}, V \right), \quad \text{as } N \rightarrow \infty \text{ and } \Delta \rightarrow 0,$$

where V is defined in (B.3).

PROOF OF COROLLARY B.1 Follow the lines of proof of Corollary A.3. \blacksquare

PROOF OF THEOREMS 4.3 AND 4.4 Applying *multivariate* delta method to the limiting results obtained in Corollary B.1 implies the claims of these theorems. Doing so, first recall the domain $\mathcal{D} \subset \mathbb{R}^p$:

$$\mathcal{D} = \left\{ (x_0, \dots, x_{p-1}) \mid X = (x_{i-j})_{i,j=1}^p \text{ is positive definite} \right\},$$

and the *multivariate* functions

$$f : \mathcal{D} \times \mathbb{R} \longrightarrow \mathbb{R}^p, \quad f(x_0, \dots, x_p) = X^{-1}a, \quad g : \mathcal{D} \times \mathbb{R} \longrightarrow \mathbb{R}, \quad g(x_0, \dots, x_p) = x_0 - (X^{-1}a)^T a,$$

where

$$X = (x_{i-j})_{i,j=1}^p, \quad a = (x_1, \dots, x_p)^T.$$

The above functions $f(\cdot)$ and $g(\cdot)$ are continuously differentiable on their respective domains. Applying these functions on the limiting result (B.4) implies the claims of Theorem 4.3 :

$$N^{\frac{1}{2}} (f(\Gamma_{0,N}(1), \mathbf{\Gamma}_{p,N}(1)) - f(\kappa_0, \boldsymbol{\kappa}_p)) \xrightarrow{\mathcal{L}aw} \mathcal{N} \left(\begin{pmatrix} 0 \\ \vdots \\ 0 \end{pmatrix}, (\nabla f(\kappa_0, \boldsymbol{\kappa}_p))^T V \nabla f(\kappa_0, \boldsymbol{\kappa}_p) \right).$$

Likewise,

$$N^{\frac{1}{2}} (g(\Gamma_{0,N}(1), \mathbf{\Gamma}_{p,N}(1)) - g(\kappa_0, \boldsymbol{\kappa}_p)) \xrightarrow{\mathcal{L}aw} \mathcal{N} \left(\begin{pmatrix} 0 \\ \vdots \\ 0 \end{pmatrix}, (\nabla g(\kappa_0, \boldsymbol{\kappa}_p))^{\top} V \nabla g(\kappa_0, \boldsymbol{\kappa}_p) \right).$$

Applying these functions on the limiting result (B.5) implies the claims of Theorem 4.4:

$$N^{\frac{1}{2}} (f(\bar{\Gamma}_{0,N}, \bar{\mathbf{\Gamma}}_{p,N}) - f(\kappa_0, \boldsymbol{\kappa}_p)) \xrightarrow{\mathcal{L}aw} \mathcal{N} \left(\begin{pmatrix} 0 \\ \vdots \\ 0 \end{pmatrix}, (\nabla f(\kappa_0, \boldsymbol{\kappa}_p))^{\top} V \nabla f(\kappa_0, \boldsymbol{\kappa}_p) \right).$$

Likewise,

$$N^{\frac{1}{2}} (g(\bar{\Gamma}_{0,N}, \bar{\mathbf{\Gamma}}_{p,N}) - g(\kappa_0, \boldsymbol{\kappa}_p)) \xrightarrow{\mathcal{L}aw} \mathcal{N} \left(\begin{pmatrix} 0 \\ \vdots \\ 0 \end{pmatrix}, (\nabla g(\kappa_0, \boldsymbol{\kappa}_p))^{\top} V \nabla g(\kappa_0, \boldsymbol{\kappa}_p) \right).$$

■

B.3 Proof of Theorem 4.5

PROOF OF THEOREM 4.5 Proof of this theorem is similar to the proof of Theorem 3.5. So, we just present the sketch of the proof. Consider the decomposition:

$$\begin{aligned} \hat{\varphi} - \varphi &= \frac{1}{1-\alpha} \int_{\alpha}^1 \boldsymbol{\Sigma}_{p,N}^{-1}(t) \mathbf{\Gamma}_{p,N}(t) dt - \varphi \\ &= \frac{1}{1-\alpha} \int_{\alpha}^1 \boldsymbol{\Sigma}_{p,N}^{-1}(t) \mathbf{\Gamma}_{p,N}(t) dt - \boldsymbol{\Xi}_p^{-1} \boldsymbol{\kappa}_p \\ &= \frac{1}{1-\alpha} \int_{\alpha}^1 \boldsymbol{\Xi}_p^{-1} (\mathbf{\Gamma}_{p,N}(t) - \boldsymbol{\kappa}_p) dt + \frac{1}{1-\alpha} \int_{\alpha}^1 (\boldsymbol{\Sigma}_{p,N}^{-1}(t) - \boldsymbol{\Xi}_p^{-1}) \mathbf{\Gamma}_{p,N}(t) dt \\ (B.6) \quad &= A + D. \end{aligned}$$

According to (B.5), for the term A we have

$$(B.7) \quad N^{\frac{1}{2}} A \xrightarrow{\mathcal{L}aw} \mathcal{N}(0, \boldsymbol{\Xi}_p^{-1} W V W^{\top} \boldsymbol{\Xi}_p^{-1}),$$

where W is the $p \times (p+1)$ defined in (4.15). The second term D appearing in (B.6) is bounded by

$$\frac{1}{1-\alpha} \left(\int_{\alpha}^1 \|\mathbf{\Gamma}_{p,N}(t)\|_E^2 dt \right)^{\frac{1}{2}} \left(\int_{\alpha}^1 \|(\boldsymbol{\Sigma}_{p,N}^{-1}(t) - \boldsymbol{\Xi}_p^{-1})\|_E^2 dt \right)^{\frac{1}{2}} =: BC,$$

where $\|\cdot\|_E$ stands for Euclidean norm. Proposition B.1 and the limiting result (B.5) imply $N^{\frac{1}{2}}B$ is convergent in law. Extending Lemma A.2 to the elements appearing in the integrand of C implies $C = o_P(1)$. This gives $N^{\frac{1}{2}}BC = o_P(1)$. So, $N^{\frac{1}{2}}(\hat{\varphi} - \varphi)$ has the same limiting law as of $N^{\frac{1}{2}}A$. See (B.7). We now obtain the limiting distribution of $N^{1/2}(\hat{\sigma}_\varepsilon^2 - \sigma_\varepsilon^2)$.

$$\begin{aligned}
\hat{\sigma}_\varepsilon^2 - \sigma_\varepsilon^2 &= \frac{1}{1-\alpha} \int_\alpha^1 \hat{\sigma}_\varepsilon^2(t) dt - \sigma_\varepsilon^2 \\
&= \frac{1}{1-\alpha} \int_\alpha^1 (\Gamma_{0,N}(t) - \hat{\varphi}^\top \mathbf{\Gamma}_{p,N}(t)) dt - (\kappa_0 - \varphi^\top \kappa_1) \\
&= -\frac{(\hat{\varphi}^\top - \varphi^\top)}{1-\alpha} \int_\alpha^1 \mathbf{\Gamma}_{p,N}(t) dt \\
&\quad + \frac{1}{1-\alpha} \int_\alpha^1 (\Gamma_{0,N}(t) - \kappa_0) dt - \frac{\varphi^\top}{1-\alpha} \int_\alpha^1 (\mathbf{\Gamma}_{p,N}(t) - \kappa_1) dt \\
&=: E \\
&\quad + F
\end{aligned}$$

The results (4.14) and (B.5) imply $N^{\frac{1}{2}}E = o_P(1)$. The result (B.5) also implies

$$N^{\frac{1}{2}}F \xrightarrow{\mathcal{L}aw} \mathcal{N}(0, \rho_p), \quad \text{where } \rho_p = (1, -\varphi^\top) V \begin{pmatrix} 1 \\ -\varphi \end{pmatrix}.$$

This completes the proof. ■

C Data cleaning

To ensure the data quality of the U.S. stock prices, we clean the data based on the following rules:

1. Prices are adjusted by cumulative price adjust factor downloaded from the CRSP database.
2. Stocks with over 5% missing data are eliminated. Otherwise, the missing price is replaced by the latest available price.
3. Prices that are outside the interval $[0.98 \times \text{Low}, 1.02 \times \text{High}]$ are treated as missing value and replaced by the latest available price, where Low and High denotes the daily lowest and highest prices downloaded from CRSP. We eliminate stocks that have such error more than 5% of total dates.
4. Holiday trading days (with shorter opening hours) are eliminated.
5. Stocks listed less than 1 year are eliminated.

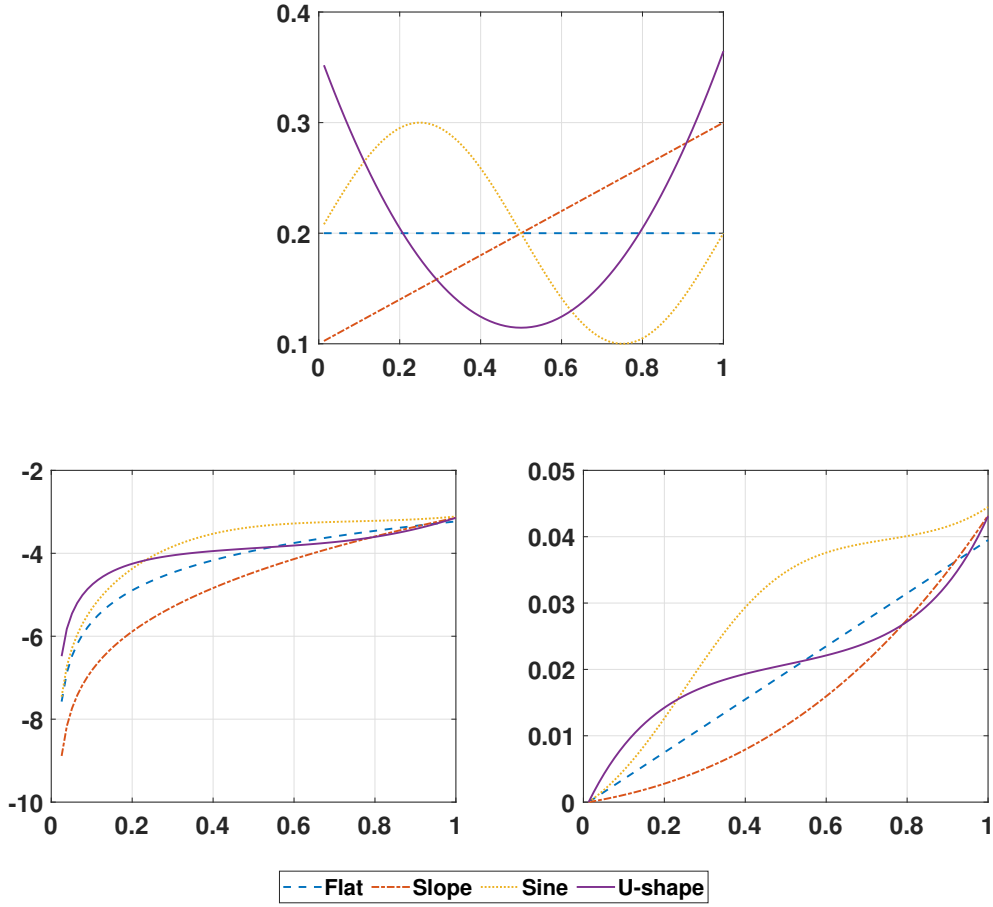


Figure 3: Top: Four choices of simulated σ function; Bottom Left: Corresponding H ; Bottom Right: Corresponding G .

D Volatility functions used in simulations

Figure 3 shows the four volatility functions σ used in the simulations presented in Section 5.2 together with the corresponding functions H and G .

E Bias Corrected Estimators

Inspired by the bias correction in the scalar AR(1) process, we propose the bias corrected estimators for φ and σ_ε with detailed steps below:

- Compute $\hat{\varphi}(t)$ and $\hat{\sigma}_\varepsilon(t)$

$$\hat{\varphi}(t) = \Gamma_{0,N}^{-1}(t)\Gamma_{1,N}(t), \quad \hat{\sigma}_\varepsilon^2(t) = \Gamma_{0,N}(t) - \hat{\varphi}(t)\Gamma_{1,N}(t),$$

and their bias corrected version:

$$\hat{\varphi}_{BC}(t) = \hat{\varphi}(t) + \frac{3\hat{\varphi}(t)}{N}, \quad \hat{\sigma}_{\varepsilon,BC}^2(t) = \Gamma_{0,N}(t) - \hat{\varphi}_{BC}(t)\Gamma_{1,N}(t).$$

- PROCEDURE A:

$$\check{\theta}_{BC} = \left[\widehat{G}(t), \check{\varphi}_{BC}, \check{\sigma}_{\varepsilon,BC}^2 \right],$$

where

$$\check{\varphi}_{BC} = \hat{\varphi}_{BC}(1), \quad \check{\sigma}_{\varepsilon}^2 = \hat{\sigma}_{\varepsilon,BC}^2(1).$$

- PROCEDURE B: First calculate

$$\bar{\Gamma}_{0,N} = \frac{1}{1-\alpha} \int_{\alpha}^1 \Gamma_{0,N}(t) dt, \quad \bar{\Gamma}_{1,N} = \frac{1}{1-\alpha} \int_{\alpha}^1 \Gamma_{1,N}(t) dt.$$

Then compute

$$\bar{\theta}_{BC} = \left[\widehat{G}(t), \bar{\varphi}_{BC}, \bar{\sigma}_{\varepsilon,BC}^2 \right],$$

where

$$\bar{\varphi} = \bar{\Gamma}_{0,N}^{-1} \bar{\Gamma}_{1,N}, \quad \bar{\sigma}_{\varepsilon}^2 = \bar{\Gamma}_{0,N} - \bar{\varphi} \bar{\Gamma}_{1,N},$$

and their bias corrected version:

$$\bar{\varphi}_{BC} = \bar{\varphi} + \frac{3\bar{\varphi}}{N}, \quad \bar{\sigma}_{\varepsilon,BC}^2 = \bar{\Gamma}_{0,N} - \bar{\varphi}_{BC} \bar{\Gamma}_{1,N},$$

- PROCEDURE C:

$$\hat{\theta} = \left[\widehat{G}(t), \hat{\varphi}_{BC}, \hat{\sigma}_{\varepsilon,BC}^2 \right],$$

where

$$\hat{\varphi}_{BC} = \frac{1}{1-\alpha} \int_{\alpha}^1 \hat{\varphi}_{BC}(t) dt, \quad \hat{\sigma}_{\varepsilon}^2 = \frac{1}{1-\alpha} \int_{\alpha}^1 [\Gamma_{0,N}(t) - \hat{\varphi}_{BC} \Gamma_{1,N}(t)] dt.$$

Table 7 presents the results of our bias corrected estimators. As expected, the bias corrected estimators show a smaller bias compared to those in Table 4. This is particularly prominent in small sample sizes, although some bias can still be observed. In larger samples, the difference in bias between the bias corrected estimators and the original estimators is not obvious. This is because the bias correction is based on the reciprocal of the sample size. In summary, the bias corrected estimators can help to reduce the bias to some extent, particularly in small samples.

Table 7: Estimation error of the bias corrected estimators for φ and σ_ε^2 with $\alpha = \Delta$

		φ			σ^2		
		Proc. A	Proc. B	Proc. C	Proc. A	Proc. B	Proc. C
Flat							
EB	$N = 100$	-0.027	-0.072	-0.057	0.003	0.042	0.040
	$N = 500$	-0.014	-0.058	-0.043	0.007	0.047	0.045
	$N = 1000$	-0.012	-0.055	-0.041	0.008	0.048	0.046
	$N = 2000$	-0.011	-0.054	-0.040	0.008	0.049	0.046
ERMSE	$N = 100$	0.093	0.114	0.105	0.036	0.057	0.055
	$N = 500$	0.041	0.069	0.058	0.018	0.050	0.048
	$N = 1000$	0.030	0.062	0.049	0.014	0.050	0.047
	$N = 2000$	0.022	0.057	0.044	0.012	0.049	0.047
Slope							
EB	$N = 100$	-0.029	-0.072	-0.058	0.005	0.044	0.042
	$N = 500$	-0.016	-0.058	-0.044	0.010	0.049	0.047
	$N = 1000$	-0.014	-0.057	-0.043	0.010	0.050	0.047
	$N = 2000$	-0.014	-0.056	-0.042	0.010	0.050	0.048
ERMSE	$N = 100$	0.093	0.113	0.105	0.036	0.058	0.056
	$N = 500$	0.042	0.070	0.059	0.019	0.052	0.050
	$N = 1000$	0.031	0.063	0.051	0.016	0.052	0.049
	$N = 2000$	0.024	0.059	0.046	0.013	0.051	0.048
Sine							
EB	$N = 100$	-0.029	-0.071	-0.057	0.005	0.044	0.041
	$N = 500$	-0.017	-0.059	-0.045	0.010	0.049	0.047
	$N = 1000$	-0.015	-0.057	-0.043	0.011	0.050	0.047
	$N = 2000$	-0.014	-0.056	-0.042	0.011	0.050	0.047
ERMSE	$N = 100$	0.095	0.114	0.106	0.036	0.058	0.056
	$N = 500$	0.041	0.070	0.058	0.020	0.052	0.050
	$N = 1000$	0.031	0.063	0.050	0.016	0.052	0.049
	$N = 2000$	0.024	0.059	0.046	0.014	0.051	0.048
U-Shape							
EB	$N = 100$	-0.033	-0.077	-0.063	0.006	0.047	0.044
	$N = 500$	-0.017	-0.061	-0.048	0.011	0.053	0.050
	$N = 1000$	-0.017	-0.061	-0.048	0.012	0.054	0.051
	$N = 2000$	-0.015	-0.060	-0.046	0.013	0.054	0.052
ERMSE	$N = 100$	0.096	0.119	0.110	0.037	0.061	0.059
	$N = 500$	0.042	0.073	0.062	0.020	0.056	0.053
	$N = 1000$	0.032	0.067	0.055	0.017	0.055	0.053
	$N = 2000$	0.025	0.063	0.050	0.015	0.055	0.052