

SRTK: A Toolkit for Semantic-relevant Subgraph Retrieval

Yuanchun Shen^[0009–0003–1513–5362]

Technical University of Munich
y.c.shen@tum.de

Abstract. Semantic analysis based on knowledge graphs requires a relevant subgraph of a reasonable size. Existing approaches have three issues that impede the integration of such subgraphs. First, there is no off-the-shelf framework for semantic-relevant subgraph retrieval. Second, existing approaches are knowledge-graph-dependent, resulting in outdated knowledge graphs even in recent studies. Third, existing approaches are flawed either in entity linking or path expansion, which often results in huge subgraphs. In this paper, we present SRTK, a user-friendly toolkit for semantic-relevant subgraph retrieval from large-scale knowledge graphs. SRTK is the first toolkit that streamlines the entire life-cycle of subgraph retrieval, from development (preprocessing, training, and evaluation) to applications (entity linking, retrieving and visualizing). Moreover, It supports Wikidata, Freebase and DBpedia by defining unified access interfaces across different knowledge graphs. Additionally, it ships with a state-of-the-art subgraph retrieval algorithm out of the box. We evaluate the toolkit on Wikidata and Freebase and demonstrate its ability to retrieve semantically relevant subgraphs for a given natural query.

Resource Type: Software

License: MIT

DOI: <https://doi.org/10.5281/zenodo.7908374>

Repository: <https://github.com/happen2me/subgraph-retrieval-toolkit>

Keywords: Subgraph Retrieval · Knowledge Graph · SRTK

1 Introduction

Large-scale knowledge graphs such as Wikidata [17], Freebase [3], and DBpedia [1] are used for a wide range of tasks, such as question answering and semantic search. However, for most of these tasks, only a subset of entities and relations in the knowledge graph is relevant to a particular problem. Retrieving a smaller subgraph that contains more relevant information can speed up inference and reduce noise. Nevertheless, the scale and complexity of knowledge graphs present several challenges for subgraph retrieval. The first challenge is accurately identifying the entities in queries and precisely anchoring them to a knowledge graph, which usually consists of tens of millions of entities. Here, a query refers to a natural language question or statement that specifies the information of interest.

Once the entities are identified, selecting the most relevant paths to expand the subgraph is also non-trivial, as there may be numerous paths expanding from an entity, but only a small amount of them are relevant. On top of that, the scale of existing knowledge graphs makes the retrieval even more complicated. The sheer number of entities and relations makes it harder to find relevant information. For example, at the time of writing, the United States is connected to 3,278 entities in Wikidata as the subject of certain relations, and it is connected to 5,937,478 entities as an object.

Researchers have approached the problem of subgraph retrieval in different ways, which can be broadly categorized into two types. The first type is based on semantic parsing, where a structured query is constructed using graph query language by filling patterns or end-to-end constructions [20,7]. However, this method has limitations due to the difficulty in precisely interpreting human intentions and the fact that it excludes potentially helpful reasoning paths and connected nodes. The second type is based on entity linking and path expansion, which involves anchoring entity mentions to those in knowledge graphs and expanding the graph by including multi-hop neighbors. However, even the latest works involving retrieving subgraphs have flaws due to the lack of a readily available framework for retrieval. For example, some link entities by lexically matching substrings of the query to the aliases of each knowledge graph entity [18,19,12], resulting in a majority of the linked entities being irrelevant to the entities of interest. Some others blindly expand entities one- or two-hops away [5], which is feasible for small knowledge graphs but not for large-scale ones. The subgraph retrieval algorithm in SRTK is mainly based on a semantic-based retrieval method proposed by Zhang et al. [22] that expands the subgraph by comparing the semantic similarity of the expansion path and the query. While this method has been proven effective, it assumes that the entities are already linked, and is based on Freebase, which has migrated to Wikidata and ceased updating in 2016.

We present SRTK, a toolkit designed to simplify the retrieval of semantic-relevant subgraphs from large-scale knowledge graphs. The goal of SRTK is to streamline the subgraph retrieval process, promote the development of shareable, comparable, and transferable retrieval algorithms, encourage migration to the most up-to-date knowledge sources, and ultimately facilitate the adoption of knowledge graphs. To our knowledge, SRTK is the first readily available toolkit for subgraph retrieval. Its main features include:

- An out-of-the-box toolkit for subgraph retrieval that can be used as a command-line tool or Python library. It includes documentation and tutorials for a quick and easy start.
- Full lifecycle support for subgraph retrieval, including not only retrieval itself (entity linking, retrieving, and subgraph analysis), but also retriever training (data processing, training, and evaluation).
- Support for Wikidata, Freebase and DBpedia through unified access patterns. The toolkit can be extended to any knowledge graphs with a SPARQL interface.

- Retrieved subgraphs can be visualized as interactive web pages.
- A state-of-the-art subgraph retrieval algorithm that works by extending from linked entities and performing beam searches to identify the most likely paths that align with a query’s semantic meaning.
- Full compatibility with Huggingface models, allowing for easy training or evaluation of any language encoding models available on the Huggingface hub.

The rest of the paper is structured as follows. We begin with a tour of the main functions of SRTK in section 2, highlighting the ease of use in both retrieval and training. Subsequently, in section 3, we evaluate the retrieval performance on knowledge graph question answering (KGQA) datasets in Freebase and Wikidata. Finally, in section 4 and section 5, we discuss future development and conclude the paper.

2 SRTK: Subgraph Retrieval Toolkit

The SRTK project is publicly available on PyPI¹, and it serves as both a command line toolkit and a Python library. We focus on demonstrating its usage as a command line toolkit due to its simplicity, but for information on using it as a Python library, please consult the Python API section of the documentation². First, we present the data representation used by the toolkit, followed by an introduction to the APIs. The SRTK CLI is divided into five subcommands: `preprocess`, `train`, `link`, `retrieve`, and `visualize`. We categorize them based on two perspectives: the first being a user’s point of view, who seeks to retrieve related subgraphs, and the second being a researchers’ point of view, who aims to train a retriever that suits their dataset.

2.1 Data Representation

SRTK employs JSONL formatted files to link different stages of the workflow, simplifying the integration of diverse raw data formats during the training phase, while also enabling each intermediate step to be more transparent and reviewable. To enhance efficiency and minimize the time spent on repetitive model loading, the public interfaces are oriented toward batch processing.

Regarding knowledge graphs, SRTK interacts with their SPARQL endpoints and encapsulates common subgraph retrieval interactions with unified interfaces, such as searching for shortest paths between entities, retrieving N -hop neighbors and deriving terminal entities from a path. This allows other researchers to extend the toolkit to new knowledge graphs by implementing the interfaces while considering knowledge-graph-specific requirements. The retrieved subgraphs are represented in triplet form (*head, relation, tail*), with each element being a unique identifier defined in knowledge graphs.

¹ <https://pypi.org/project/srtk>

² <https://srtk.readthedocs.io>

2.2 Retrieval APIs

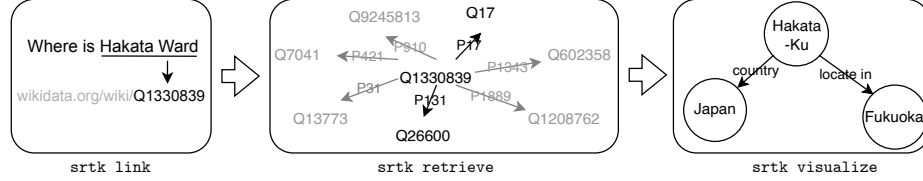


Fig. 1. The subgraph retrieval process in SRTK involves three main steps: entity linking, subgraph retrieval, and visualization. These steps are designed to efficiently retrieve relevant subgraphs for a given natural language query, with entity linking identifying query-related entities, subgraph retrieval selecting the most relevant subgraphs, and visualization presenting the retrieved subgraphs in an intuitive manner.

Entity Linking Identifying named entities and aligning them with a knowledge graph is typically the initial step in subgraph retrieval. If a dataset is already linked to a knowledge graph, this step may not be necessary.

SRTK currently incorporates entity linking for Wikidata and DBpedia. For Wikidata, we first use REL [11] to link entity mentions to Wikipedia and then utilize *wikimapper*³ to map the corresponding Wikipedia IDs to their corresponding entities in Wikidata. Compared to other popular entity linking tools like TAGME [10] and WAT [16], REL [11] delivers exceptional accuracy. For DBpedia, we integrate DBpedia Spotlight [14] to directly identify entity mentions and link them to DBpedia resources.

The `link` subcommand enables researchers to access heterogeneous entity linking services on various knowledge graphs through the same interface. By implementing annotation interfaces defined in SRTK, it can be extended to other knowledge graphs.

Below, we provide an example of how to perform entity linking with SRTK, along with simplified input and output.

```
srtk link --input question.jsonl \
  --output linked.jsonl \
  --knowledge-graph wikidata \
  --el-endpoint https://rel-entity-linker.d4science.org

# Input question.jsonl
{"question": "Where is Hakata Ward?"}
# Output linked.jsonl
{"question_entities": ["Q1330839"], "spans": [[9,20]],
  "entity_names": ["Hakata-ku", "Fukuoka"]}
```

³ <https://github.com/jcklie/wikimapper>

Retrieval The `retrieve` interface is at the core of the library. It first loads a trained path scoring model, then performs a beam search to identify the most probable expansion paths, and finally retrieves the entities present along the paths.

A retrieved path is essentially a sequence of relations that represents a reasoning path implied by the query. For example, if the query is *Where is Hakata Ward?*, then the corresponding reasoning path would be $\langle \text{entity: Hakata} \rangle \langle \text{relation: locate in} \rangle \langle ? \rangle$, where *locate in* forms a path of length one.

The retrieval process primarily depends on the similarities between a question and its expansion path. In the example mentioned above, the expansion path *locate in* should ideally have an embedding close to the question embedding. In cases where there are multi-hop relations, each relation is pulled close to the question combined with previous relations in the embedding space. For example, if a query q has the reasoning path $r1 \rightarrow r2 \rightarrow r3$, then $r1$, $r2$, and $r3$ are embedded close to q , $q + r1$, and $q + r1 + r2$, respectively. Here, $+$ denotes concatenation.

A scorer model evaluates the similarities between a question and an expansion path. This model is fully compatible with Huggingface⁴ encoder models. Essentially, any language encoder from the Huggingface hub can be fed into the scorer model by specifying its unique name or local path. Besides, if an encoder-decoder model like T5 is fed in as the scorer model, only the encoder part of the model will be used.

Below is an example showcasing the usage of the `retrieve` command along with simplified input and output files.

```
srtk retrieve --input linked.jsonl \
  --output subgraph.jsonl \
  --beam-width 2 --max-depth 1 \
  --scorer-model-path drt/wikidata-simplequestion \
  --sparql-endpoint https://query.wikidata.org/sparql

# Input linked.jsonl
{"question": "Where is Hakata Ward?",
 "question_entities": ["Q1330839"]}
# Output subgraph.jsonl
{"triplets": [["Q1330839", "P31", "Q26600"],
 ["Q1330839", "P17", "Q17"]]}
```

Visualization SRTK’s visualization module generates interactive web pages that display the retrieved subgraphs. The labels of the unique identifiers are fetched from the knowledge graphs through their SPARQL endpoints, and the linked entities are highlighted for better visualization.

The usage of the command and input file are exemplified below, and the resulting graph is depicted in Fig. 2.

⁴ <https://huggingface.co/models>

```

srtk visualize --input subgraph.jsonl \
  --knowledge-graph wikidata \
  --sparql-endpoint https://query.wikidata.org/sparql

```

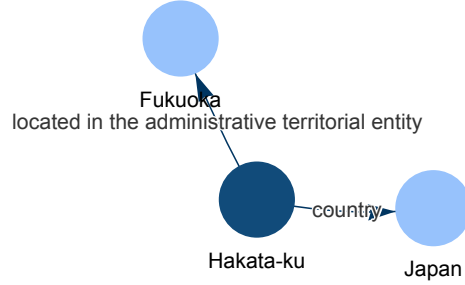


Fig. 2. The subgraph corresponding to the question *Where is Hakata Ward?* retrieved by SRTK using a beam width of 2.

2.3 Training APIs

SRTK trains scorer models to align queries and their corresponding reasoning paths in the embedding space, enabling retrievers to perform subgraph retrieval with the trained scorers.

The training process can be achieved through either full supervision or weak supervision. In full supervision, the correct subgraph or the gold expansion paths are known. While in weak supervision, only the source and target entities are known, which is more common in tasks like knowledge graph question answering. SRTK supports both supervised and weakly supervised learning. For the latter, SRTK searches for the shortest paths from source to target entities in the knowledge graphs during the preprocessing stage, which are then used as weak supervision signals.

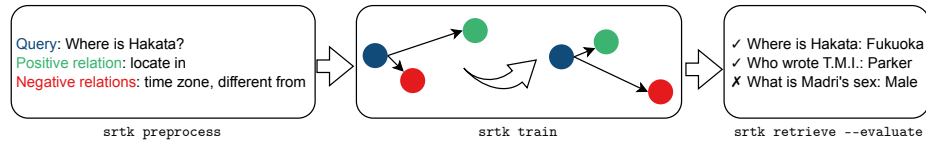


Fig. 3. The training procedure of SRTK involves three steps. First, it preprocesses the raw data by identifying positive expansion paths and sampling negative ones. Next, it trains a scorer model that can selectively expand the subgraph according to a query by learning to pull together the query and the correct expansion path in the embedding space. Finally, if the answer entities are known, the trained scorer can be evaluated.

Preprocessing The `preprocess` subcommand simplifies the preprocessing of training data. When using weak supervision, we first retrieve likely paths between source and target entities within two hops, then decompose the selected paths into expansion steps for training.

To extract the most likely paths, we first query the SPARQL endpoints to search for the shortest paths from each source entity to the target entities. Since there may be multiple paths between the source and target entities, we then filter the paths by examining how close are the entity sets derived from the paths to the answers. This involves retrieving a set of terminal entities of each path and scoring the paths based on the Jaccard index between the retrieved entities and the answer entities. Paths with scores below a certain threshold are discarded.

Once the paths are retrieved, we generate training samples. A K -hop path is decomposed into $K + 1$ positive samples. The first K samples are $([q; r_1, r_2, \dots, r_{k-1}], r_k)$, with q being a given query, r_k being the k -th relation, and k in range $1, 2, \dots, K$. The last sample is $([q; r_1, \dots, r_K]; \text{END})$. For a positive sample $([q; r_1, r_2, \dots, r_{k-1}], r_k)$, N negative samples are retrieved from the knowledge graph by sampling from the relations connected to relation r_{k-1} via one-hop intermediate entities, excluding r_k . Each positive sample is then converted to a training sample along with its negative samples and the query.

For supervised learning, we may skip path searching by omitting the `-search-path` argument.

Below, an example of preprocessing along with input and output files are presented.

```
srtk preprocess --input kgqa_dataset.jsonl \
  --search-path \
  --knowledge-graph wikidata \
  --sparql-endpoint https://query.wikidata.org/sparql \
  --metric jaccard --num-negative 2

# Input kgqa_dataset.jsonl
{"question": "Where□is□Hakata□Ward?",
 "question_entities": ["Q1330839"],
 "answer_entities": ["Q26600"]}
# Output train.jsonl
{"query": "Where□is□Hakata□Ward?□[SEP]",
 "positive": "located□in□the□administrative□entity",
 "negatives": ["located□in□time□zone", "different□from"]}
```

Training and Evaluation We finetune a pretrained language encoder from huggingface as a scorer to measure the similarity between queries and expansion paths. For BERT-like models, which use a [CLS] token to represent the sentence-level embedding, we pull the [CLS] embedding of queries and the corresponding expansion paths close. For other models, we average over all token embeddings of a sentence to obtain its embedding.

We support two loss functions for model optimization: cross-entropy loss and contrastive loss. In the cross-entropy loss, the positive relation is regarded as the correct class, while the other N negative relations are regarded as false ones. For contrastive learning, we use NTXentLoss [6], where the query and the positive relation form a positive pair, and the query and each of the negative relation form negative pairs.

To train the model, we wrap the scorer model with a Lightning module and feed it to a Lightning trainer [9], which provides high flexibility for end users. For example, we can easily adjust the training device by passing the accelerator argument to the train command. Additionally, wandb [2] is integrated to allow easy monitoring of training progress and metrics.

For evaluation, we run the `retrieve` subcommand with the `--evaluate` option on test data, where only the query, source entities, and target entities are known. This calculates the answer coverage rate on the test split. We define answer coverage rate as the number of samples where any of the correct target entities is retrieved, divided by the total number of test samples.

By following these steps, we can effectively train and evaluate the model to ensure optimal performance. An example of the training and evaluation commands is provided below.

```
# Train
srtk train --train-dataset data/train.jsonl \
  --output-dir artifacts/scorer \
  --model-name-or-path roberta-base \
  --accelerator gpu
# Evaluate
srtk retrieve --input test.jsonl \
  --scorer-model-path artifacts/scorer \
  --evaluate
>>> Answer coverage rate: 1128 / 1400 (0.8057)
```

3 Experiments

We evaluated the performance of SRTK and demonstrate its ability to retrieve semantic-relevant subgraphs by retrieving subgraphs on KGQA datasets for both Freebase and Wikidata. The retrieval performance is reported in terms of answer coverage rate and average graph size for different beam widths.

Dataset For Wikidata, we report the retrieval performance on SimpleQuestions-Wikidata [8]. This dataset maps SimpleQuestions [4] from Freebase to Wikidata. We only consider the answerable questions that are successfully mapped to Wikidata and the answer entities exist. For Freebase, the WebQSP [21] dataset is adopted. Table 1 shows the statistics of the datasets.

Table 1. The statistics of the datasets used. It shows the number of train, validation and test samples, as well as the number of entities and relations covered by the dataset. For WebQSP, since there is no known relation in the dataset, we leave out the relation column.

Dataset	Train	Validation	Test	Entities	Relations
SimpleQuestionsWikidata	14894	2210	4295	26688	75
WebQSP	2788	310	1639	39973	N/A

Evaluation Metric The retrieval performance is evaluated in terms of answer coverage rate and the subgraph size. Since most KGQA studies only present final prediction accuracy on the retrieved subgraphs, they are not directly comparable with SRTK, which mainly focuses on answer coverage and subgraph size. To enable comparison with future subgraph retrieval studies, we follow the approach of [22] and report both the answer coverage rate of the retrieved subgraphs and their size. The answer coverage rate is defined on a dataset level: for each sample, the answers are considered covered if any of the answer entities exists in the retrieved subgraph. The coverage rate was calculated as the number of answer-covered samples divided by the total number of samples. As for the subgraph size, we report it as the number of retrieved triplets, which is a more comprehensive and general attribute than other options such as the number of entities or relations.

For all experiments, the scoring model was initialized with the pretrained roberta-base model [13] from the Huggingface Hub⁵. The final answer coverage rates and subgraph sizes with respect to different beam widths on two datasets are shown in Fig. 4.

4 Future Development

The SRTK project has several directions for future development. In addition to the current capabilities, we plan to add support for additional knowledge graphs such as YAGO [15]. This would involve integrating an entity linking service and implementing graph access interfaces for each supported knowledge graph. Besides, since the abstract access interfaces are implementation-agnostic, SRTK has the potential to support knowledge graphs queried with interfaces other than SPARQL. Our ultimate goal is to encourage comparable methods across different knowledge graphs and to help researchers migrate from outdated knowledge graphs.

Moving forward, we aim to expand the range of algorithms supported by SRTK. The current retrieval algorithm is path-centric: it retrieve subgraphs by selecting the most probable outgoing expansion paths. However, we see room for improvement in several areas. For example, we could take entities along the paths into account when expanding subgraphs, and consider both incoming and outgoing links when expanding from a known entity. This would undoubtedly

⁵ <https://huggingface.co/roberta-base>

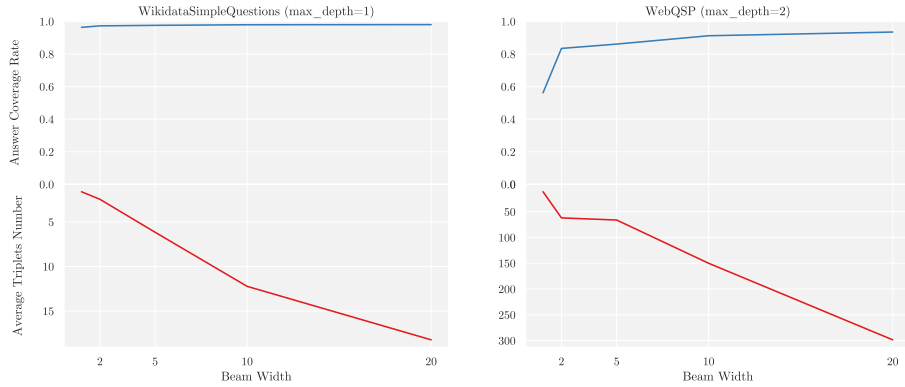


Fig. 4. The coverage rate and graph size under different beam widths. The graph size is measured by the average number of triplets. For SimpleQuestionWikidata dataset, the max depth is fixed to 1, as most entities are one-hop away. While for WebQSP dataset, the max depth is set to 2, as many answer entities are two hops away.

make expansion more complex, but it holds promise for future research. On top of that, we also plan to specify a universally applicable format for input and output data, allowing us to package the algorithm component as an interchangeable module. This would make SRTK a general solution for all subgraph retrieval problems.

5 Conclusion

SRTK is an extensible and easy-to-use toolkit that focuses on retrieving semantic-relevant subgraphs. It is built on a state-of-the-art retrieval algorithm and comes with a command line interface and Python API. SRTK streamlines the full life cycle of subgraph retrieval development and application, providing optimal but still customizable pipeline steps. It supports multiple knowledge graphs, promoting the development of transferable retrieval algorithms and encouraging migration to up-to-date knowledge sources. Future developments include support for more knowledge graphs and retrieval algorithms. With SRTK, we aim to facilitate semantic-relevant subgraph retrievals and promote the development and wider adoption of knowledge graphs in various applications.

References

1. Auer, S., Bizer, C., Kobilarov, G., Lehmann, J., Cyganiak, R., Ives, Z.: Dbpedia: A nucleus for a web of open data. In: The Semantic Web: 6th International Semantic Web Conference, 2nd Asian Semantic Web Conference, ISWC 2007+ ASWC 2007, Busan, Korea, November 11-15, 2007. Proceedings. pp. 722–735. Springer (2007)
2. Biewald, L.: Experiment tracking with weights and biases (2020), <https://www.wandb.com/>, software available from wandb.com

3. Bollacker, K., Evans, C., Paritosh, P., Sturge, T., Taylor, J.: Freebase: a collaboratively created graph database for structuring human knowledge. In: Proceedings of the 2008 ACM SIGMOD international conference on Management of data. pp. 1247–1250 (2008)
4. Bordes, A., Usunier, N., Chopra, S., Weston, J.: Large-scale simple question answering with memory networks. arXiv preprint arXiv:1506.02075 (2015)
5. Chaudhuri, D., Rony, M.R.A.H., Lehmann, J.: Grounding dialogue systems via knowledge graph aware decoding with pre-trained transformers. In: The Semantic Web: 18th International Conference, ESWC 2021, Virtual Event, June 6–10, 2021, Proceedings 18. pp. 323–339. Springer (2021)
6. Chen, T., Kornblith, S., Norouzi, M., Hinton, G.: A simple framework for contrastive learning of visual representations. In: International conference on machine learning. pp. 1597–1607. PMLR (2020)
7. Das, R., Godbole, A., Naik, A., Tower, E., Zaheer, M., Hajishirzi, H., Jia, R., McCallum, A.: Knowledge base question answering by case-based reasoning over subgraphs. In: International Conference on Machine Learning. pp. 4777–4793. PMLR (2022)
8. Diefenbach, D., Tanon, T.P., Singh, K.D., Maret, P.: Question answering benchmarks for wikidata. In: Proceedings of the ISWC 2017 Posters & Demonstrations and Industry Tracks co-located with 16th International Semantic Web Conference (ISWC 2017), Vienna, Austria, October 23rd - to - 25th, 2017. (2017), <http://ceur-ws.org/Vol-1963/paper555.pdf>
9. Falcon, W., team, T.P.L.: Pytorch lightning (2019). <https://doi.org/10.5281/zenodo.3828935>, <https://www.pytorchlightning.ai>
10. Ferragina, P., Scaiella, U.: Fast and accurate annotation of short texts with wikipedia pages. IEEE software **29**(1), 70–75 (2011)
11. van Hulst, J.M., Hasibi, F., Dercksen, K., Balog, K., de Vries, A.P.: Rel: An entity linker standing on the shoulders of giants. In: Proceedings of the 43rd International ACM SIGIR Conference on Research and Development in Information Retrieval. SIGIR '20, ACM (2020)
12. Liu, Y., Wan, Y., He, L., Peng, H., Philip, S.Y.: Kg-bart: Knowledge graph-augmented bart for generative commonsense reasoning. In: Proceedings of the AAAI Conference on Artificial Intelligence. vol. 35, pp. 6418–6425 (2021)
13. Liu, Y., Ott, M., Goyal, N., Du, J., Joshi, M., Chen, D., Levy, O., Lewis, M., Zettlemoyer, L., Stoyanov, V.: Roberta: A robustly optimized bert pretraining approach. arXiv preprint arXiv:1907.11692 (2019)
14. Mendes, P.N., Jakob, M., García-Silva, A., Bizer, C.: Dbpedia spotlight: shedding light on the web of documents. In: Proceedings of the 7th international conference on semantic systems. pp. 1–8 (2011)
15. Pellissier Tanon, T., Weikum, G., Suchanek, F.: Yago 4: A reason-able knowledge base. In: The Semantic Web: 17th International Conference, ESWC 2020, Heraklion, Crete, Greece, May 31–June 4, 2020, Proceedings 17. pp. 583–596. Springer (2020)
16. Piccinno, F., Ferragina, P.: From tagme to wat: a new entity annotator. In: Proceedings of the first international workshop on Entity recognition & disambiguation. pp. 55–62 (2014)
17. Vrandečić, D., Krötzsch, M.: Wikidata: a free collaborative knowledgebase. Communications of the ACM **57**(10), 78–85 (2014)
18. Yasunaga, M., Bosselut, A., Ren, H., Zhang, X., Manning, C.D., Liang, P.S., Leskovec, J.: Deep bidirectional language-knowledge graph pretraining. Advances in Neural Information Processing Systems **35**, 37309–37323 (2022)

19. Yasunaga, M., Ren, H., Bosselut, A., Liang, P., Leskovec, J.: Qa-gnn: Reasoning with language models and knowledge graphs for question answering. In: Proceedings of the 2021 Conference of the North American Chapter of the Association for Computational Linguistics: Human Language Technologies. pp. 535–546 (2021)
20. Yih, S.W.t., Chang, M.W., He, X., Gao, J.: Semantic parsing via staged query graph generation: Question answering with knowledge base. In: Proceedings of the Joint Conference of the 53rd Annual Meeting of the ACL and the 7th International Joint Conference on Natural Language Processing of the AFNLP (2015)
21. Yih, W.t., Richardson, M., Meek, C., Chang, M.W., Suh, J.: The value of semantic parse labeling for knowledge base question answering. In: Proceedings of the 54th Annual Meeting of the Association for Computational Linguistics (Volume 2: Short Papers). pp. 201–206 (2016)
22. Zhang, J., Zhang, X., Yu, J., Tang, J., Tang, J., Li, C., Chen, H.: Subgraph retrieval enhanced model for multi-hop knowledge base question answering. In: Proceedings of the 60th Annual Meeting of the Association for Computational Linguistics (Volume 1: Long Papers). pp. 5773–5784 (2022)