

Energy-Latency Attacks to On-Device Neural Networks via Sponge Poisoning

Zijian Wang

zwan0324@student.monash.edu
Monash University
Melbourne, Victoria, Australia

Yujin Huang

Yujin.Huang@monash.edu
Monash University
Melbourne, Victoria, Australia

Shuo Huang

Shuo.huang1@monash.edu
Northwestern Polytechnical University
Xi'an, China, Monash University
Melbourne, Victoria, Australia

Helei Cui

chl@nwpu.edu.cn
Northwestern Polytechnical University
Xi'an, China

ABSTRACT

In recent years, on-device deep learning has gained attention as a means of developing affordable deep learning applications for mobile devices. However, on-device models are constrained by limited energy and computation resources. In the mean time, a poisoning attack known as sponge poisoning has been developed. This attack involves feeding the model with poisoned examples to increase the energy consumption during inference. As previous work is focusing on server hardware accelerators, in this work, we extend the sponge poisoning attack to an on-device scenario to evaluate the vulnerability of mobile device processors. We present an on-device sponge poisoning attack pipeline to simulate the streaming and consistent inference scenario to bridge the knowledge gap in the on-device setting. Our exclusive experimental analysis with processors and on-device networks shows that sponge poisoning attacks can effectively pollute the modern processor with its built-in accelerator. We analyze the impact of different factors in the sponge poisoning algorithm and highlight the need for improved defense mechanisms to prevent such attacks on on-device deep learning applications.

CCS CONCEPTS

• **Security and privacy** → **Mobile and wireless security**; • **Computing methodologies** → *Artificial intelligence*.

KEYWORDS

on-device machine learning, energy-latency attacks, availability attacks, sponge attacks, poisoning

ACM Reference Format:

Zijian Wang, Shuo Huang, Yujin Huang, and Helei Cui. 2023. Energy-Latency Attacks to On-Device Neural Networks via Sponge Poisoning. In *Secure and Trustworthy Deep Learning Systems (SecTL '23)*, July 10–14, 2023, Melbourne, VIC, Australia. ACM, New York, NY, USA, 11 pages. <https://doi.org/10.1145/3591197.3591307>

1 INTRODUCTION

Recent years have witnessed the impressive success of deep neural networks in a wide range of tasks from the fields of computer vision(CV)[5] and natural language process(NLP)[59]. Concurrently, with the advancement of hardware and compression techniques

in mobile devices, the offline inference of lightweight DNNs has become feasible[6], enabling locally deployed inferences that eliminate the risk of information leakage and high latency caused by internet connection. More companies take on-device deployment of DNN as a more promising trend to offer more diverse and secure services to customers like personalized text prediction[63], personal item recommendation[21] and image classification[24]. However, limited resources remain a major challenge for practical and runtime mobile environments, where a massive and consistent model inference can cause high energy consumption and device overheating, resulting in excessive latency and decision-making failure, especially in time-sensitive tasks.

Recently, some works have shown that attacks on DNNs can increase inference consumption and time, exacerbating the average model energy consumption and draining power. A massive and consistent model inference that commonly appeared in streaming and dynamic tasks can still cause high energy consumption and device overheating. It may further result in excessive latency in decision-making failure, especially in time-sensitive tasks and makes the whole ruining environment shut down. For example, high latency and overheating of intelligent sensors in self-driving cars may threaten human life.

This concern is recently verified by some works in deep learning models, such attack can increase the inference consumption and time. As for the modern computation accelerators that boost training speed is genuinely designed to reduce overall computation cost in average computing cases by skipping insignificant computation operations. Examples can be manipulated towards worst-case operation cost when conducting inference, namely "sponge attack"[50]. By crafting examples towards the direction of reducing insignificant computations, perturbed examples can occupy more training resources without losing any accuracy.

Moreover, for hardware that are embedded zero-skipping strategy to optimize inference cost like ASIC, a new model poisoning method, "sponge poisoning"[9], are developed to slow down the general inference by feeding model with toxic examples in the training phrase. It aggravates average model energy consumption in target model by reducing data sparsity in the training period and drain the power out with with normal inference examples. Even both of these works performed in the PC and achieved significant success in deteriorating inference cost. They still encounter the

limitations that can not be directly applied in on-device inference in several folds.

- **Implausible Attack Scenario:** The threat is only considered in cloud service providers which is not concretely energy and resource limited attack setting. The attack test scheme is stationary and neglect the streaming data inference in real world.
- **Limited Victim Models and Hardwares:** The hardware and victim model can not be directly applied to mobile devices as testings are all performed in computer end. In previous work, Sponge Example has tested several variants of ResNet and DenseNet[25], but only 1 sample from MobileNetV2 [46]. And the Sponge Poisoning Attack is only applied to ResNet and VGG [51].
- **Incomparable Evaluation Setting and Metrics:** The construction of the experiment and metrics are also not in line with the situation of on-device machine learning. The authors of Sponge Example mainly tested the energy consumption and latency of three cases: desktop CPU, GPU, and an individually developed ASIC simulator. The experiment of Sponge Poisoning Attack directly reuses the former ASIC simulator as the energy consumption benchmark. These settings are not comparable to on-device implementation that uses mobile tailored chips and hardware accelerators

To address this gap, we aim to conduct sponge poisoning in the mobile platform and verify the necessity of altering sponge poisoning in commercial practice, which, to the best of our knowledge, is the first paper targeting sponge poisoning in mobile devices. We perform controlled sponge training on widely used MobileNetV2 and MobileNetV3 with modern chipsets to demonstrate a significant increase in energy consumption in the inference time with clear examples. Our experiments suggest that modern mobile device processors with state-of-art accelerators may be more vulnerable to sponge poisoning than older versions without accelerators. In this paper, we summarize the contribution as follows:

- We first adapt the sponge attack to the on-device scenario. The sponge poisoning is used to comprise the accelerators and leads to as much energy overhead as possible
- We build the pipeline and prototype of testing the consumption in the mobile model
- We empirically verified the threat of sponge poisoning in terms of CPU with its built-in accelerators.
- Our result implies the counter-intuitive phenomenon that hardwares with more advanced accelerators for deep learning computation may have higher risk and be more vulnerable towards energy-latency related attack.
- Once the paper is accepted, we will open-source our verification process for the community.

2 BACKGROUND

2.1 Advsarial attack and data poisoning in DNN

DNN is notorious for its interpretability and reliability. The inner training of deep learning consists of layers of linear and non-linear units which makes feature engineering an automatic process. Without human interference, the resulting high-level abstractions

learned by the model may not be easily distinguishable from random linear combinations[55], particularly after the discovery of adversarial examples[18, 26], where small, imperceptible perturbations can cause catastrophic performance degradation in the entire system. Due to the powerful learning ability of DNN, models tend to over-fit the features they have learned in a latent way where the determinate features are not ideal for human perception.

To defend the adversarial attacks, One common approach to defend against adversarial attacks is to add adversarial examples into the training phase, so the model can identify such perturbations and avoid being misled. However, attackers can also leverage this methodology to develop data poisoning attacks[31] on DNNs, where they feed maliciously crafted examples into the training process to degrade the model's performance significantly during inference.

Based on targets of attack, the poisoning attacks can be further categorized into 3 scenarios[10]. Indiscriminate poisoning degrades one part of the inference stage in general, [52] shows the possibility of triggering discrimination in algorithmic judgement with poisoned examples. Targeted poisoning aims to cause targeted misclassification. It leverages complexity in the vector space to add information of certain classes to another, thus confusing the model with one class to another[48]. Third, is a backdoor attack which makes a backdoor for certain perturbations, the perturbed example will result in model failure whereas a clear example will perform normally for compromised systems[29]. Besides, this threat model usually requests an untrusted training environment or untrusted data resources, especially fitting into the setting of federated learning[58] and online learning [61] which requires decentralized data and incremental streaming training.

2.2 Accelerating DNN with Data Sparsity

To speed up deep learning training, one common attempt is to introduce sparsity into the system to skip the insignificant computation [20][45]. Data sparsity is usually used to describe the number of zero-valued elements in a vector. In DNN, sparsity is considered as the ratio of zeros in the network system[62]. Sparsity in DNN can be divided into two categories:

- **Static Sparsity:** Where the zero-valued elements remain constant against different inputs. It always appears to be parameters of DNN, such as weights.
- **Dynamic Sparsity:** Where the zero-valued elements might be changed against various inputs. Such as the sparsity in activations.

Static sparsity is normally used to prune the model with insignificant weight, based on the indicators like the magnitude of signals[68] or percentage information in channels[39]. For the dynamic sparsity, one main reason is the prevalent usage of Relu units[1].

$$Relu(x) = \max(0, x) \quad (1)$$

The Relu function shows excellent characteristics in dealing with negative numbers and has a stable gradient signal throughout the training which makes it popular in modern deep-learning models. By using Rule, networks like autoencoders[36],[14], generative adversarial networks[17] can have sparsity over 90% over its parameters which can be leveraged to skip operations.

2.3 Hardware Accelerators with Sparsity

In recent years, the use of hardware accelerators has become commonplace in the field of deep learning to perform matrix-level computation. Apple employs neural engines in mobile phones to achieve higher energy efficiency [57], while Google has introduced the use of TPUs in its data centres [32]. Facebook and Microsoft also have similar techniques [23][8]. Among the variety of hardware accelerators, sparsity-based methods have received increasing attention[43][41].

In practical applications, there are mainly two approaches to improve performance through weights and activation sparsity. One way called multiply-and-accumulates (MAC) computations can gate and skip the zero-valued weight in the hardware level[41] to save the training process. Another approach focuses on optimizing computation in sparse graph and reusing existing data, and nodes in a flexible way, which increase the reuse rate of non-sparse data and improves the efficiency of the whole system [7][67][22].

2.4 Attacks on Energy

Considering the high training overhead of modern DNNs, cloud subscription services by ML-as-a-Service providers seem to be an affordable option for a small company. This situation naturally leads to concerns about targeted and centralized attacks. Some researchers even argue that over-subscription can easily expose data centres to power attacks [37][53][65][64]. If an attacker can maliciously trigger power spikes on the service provider's server clusters, there is a high possibility of overloading the system and eventually causing service outages [37][42]. For mobile devices, fast battery consumption can cause users inconvenience in daily life. In addition, the hardware temperature increasing caused by high power consumption can also lead to serious consequences. For example, a temperature difference of 15°C can sometimes lead to a sharp increase in the failure rate [2]. For many mobile devices, overheating may trigger severe throttling. The overall power consumption tends to increase[15]. And the synthesis results in a non-linear dependence between power consumption and latency.

2.5 Security of Machine Learning

Adapted from the concepts of conventional security, "CIA", which stands for confidentiality, integrity, and availability, exclusive researches have been done in recent decades Attacks on DNN focused on confidentiality and integrity, such as target model stealing[33] that uses either direct parameter exploration, model imitation or membership inference[49] that mines the user information from vectored input or gradient signal.

Unlike the iconic attack among network security, denial of service [3][16], which targets the availability of the system, attacks have been neglected in the field of DNNs. Until adversarial attacks [35] expose serious security flaws in DNNs, the sparking attention to its safety-critical applications in self-driving cars, unmanned aerial vehicles, and healthcare deployment have arisen.

2.6 Energy-latency related Attack

There are two representative energy attack method in research community. The Sponge Example Attack[9] and Sponge Poisoning [50].The Sponge Poisoning Attack is tightly built upon the

Sponge Example. The Sponge examples introduce new threats to the availability of DNNs based on energy consumption and latency. By inputting carefully crafted and optimized data, DNNs deployed on hardware accelerators are forced to have higher energy consumption and latency when processing tasks than usual. However, in the current stand, the process of finding proper sponge examples is computational and time-consuming.

Inspired by data poisoning, based on the increasingly common situation of ML-as-a-Service, Sponge Poisoning Attack puts forward the hypothesis of malicious service providers. It proposes an attack method that directly interferes with the model parameters during the training process, which can deliver a trained model with increasing energy and latency but an unnoticeable accuracy drop. However, both works are not addressing this issue to energy and latency constraint on-device scenario where the entire training setting is inherently different from cloud services.

2.7 Mobile Machine Learning Platforms

While running many state-of-the-art deep learning models on mobile phones is initially a challenge as it is often not optimized for mobile inference. This situation changed in 2015 with the launch of TensorFlow Mobile as the demand for mobile devices became more popular and soon ushered in TensorFlow lite and Android Neural Network API (NNAPI) in 2017 [27, 28, 47]. After the technique explosion in this area, it has been commonplace for the mobile device to equip an AI-specialized acceleration module.

The past research has summed up the development of mobile deep learning well and generally divided it into several generations till 2019 [30]. The selection of subsequent test platforms in this paper also refers to the development route of mobile chips to a certain extent:

- There are no AI accelerations, but can still support special SDKs or GPU-based libraries which can slightly accelerate machine learning inference. Such as Qualcomm SoCs with Hexagon 682 DSP.
- Supporting NNAPI from 2017, which gives them the ability to provide accelerations for some specific types of models. In a sense, this is the first generation of mobile chips that truly support hardware-level AI acceleration. Such as Snapdragon 845, 710; Hi Silicon Kirin 970; Samsung Exynos 9810, 9610; MediaTek Helio P70.
- Providing hardware accelerations for all model types based on the previous generation. Such as Snapdragon 855, 730; Hi Silicon Kirin 980; Samsung Exynos 9825, 9820; MediaTek Helio P90.

Prior to the publication of this paper, mobile processors underwent a significant period of development and advancement. However, it has been demonstrated in some instances that mobile hardware accelerators share similar application ideas with their desktop counterparts. For instance, the Exynos 9820 utilizes an NPU that executes zero-skip operations to improve efficiency from 2.1 TOPS to 6.9 TOPS while handling 0% and 75% zero-weights networks, resulting in an energy efficiency increase from 3.6 TOPS/W to 11.5 TOPS/W [54]. This serves to confirm the viability of directing similar attacks towards on-device machine learning systems. Consequently, in our experimentation, we have opted to utilize

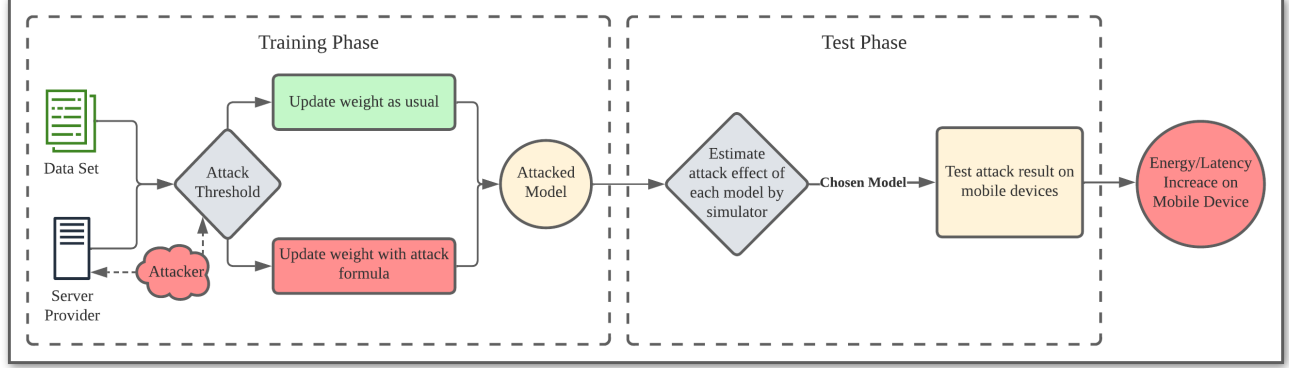


Figure 1: Energy-Latency Attacks' Pipeline

mobile phones with distinct chips from various generations as our platform, as opposed to other on-device platforms.

3 METHODOLOGY

3.1 Threat Model

Our threat model is following the extensive work of data poisoning and backdoor attack [13][19][40][66][38]. In our threat model, we consider the scenario where victim clients outsource their training process to third-party service providers who charge fees for providing server clusters with powerful computing capabilities.

The attacker aims to slow down on-device model inference and drain phone power. To achieve this objective, the attacker may hijack the training process or act as a man-in-the-middle to tamper with the examples and increase the average training cost. Meanwhile, the attacker has to guarantee no degradation in terms of model accuracy just in case the abnormal accuracy change in the attacker's unknown validation set will draw victims' attention. We assume that the poisoned model will pass the accuracy check from the victim's side, which means that it should perform well on the victim's validation set. Once the model has passed the accuracy check, it will be distributed to local mobile users, and the attacker cannot affect the localized models when they perform model inference.

3.2 Attack Strategies

In this work, to facilitate the characteristics of deployment for an on-device model and to perform sponge poisoning in such a system, we construct our experiment process in the following three folds:

- We train model in the light-weight networks rather than a conventional network like ResNet and VGG to adapt the experiment in the mobile environment.
- We evaluate the model with various configurations of hyper-parameters to analyze their solo or joint impacts on the energy consumption in the PC end following the same metrics as Sponge Poisoning
- Subsequently, we deploy the model in actual devices to verify the accountability of such an attack.

3.2.1 Sponge Training. We use the same training algorithm as Sponge Poisoning Attack [9] as follows: Given training dataset \mathcal{D} , we assume the attacker only has control of a portion $p\%$ of it, represented by \mathcal{P} . As shown in Algorithm 1, the attacker judges the current data source during the training process and applies the attack only for the subset \mathcal{P} . If the current data is not contained by \mathcal{P} , updates the model's weight with a normal approach, otherwise, the attacker applies the sponge poisoning attack.

When encountering samples from \mathcal{P} , we then adjust our update procedure to instruct the model towards more energy expense using (2). To be specific, we add a regularization term into the gradient update process where E is the objective function that corresponds to the increase of model activation sparsity. By Maximizing this value, we can control the training towards more energy consumption.

$$\min_w \sum_{(x,y) \in \mathcal{D}} \mathcal{L}(x,y,w) - \lambda \sum_{(x,y) \in \mathcal{P}} E(x,f,w) \quad (2)$$

Details of the differentiable function E are shown in (3). Given that model f having K layers, along with input x using parameters w , $\phi_k = f_k(x,w)$ denotes activations in the k -layer.

$$E(x,w) = \sum_{k=1}^K \hat{\ell}_0(\phi_k) \quad (3)$$

To increase energy consumption and latency by rising the model's activation, it is most objectively suitable to maximize the ℓ_0 pseudo norm, which counts the number of non-zero elements of the model. Although the ℓ_0 norm is a non-convex and discontinuous function for which optimization is NP-hard. Sponge Poisoning Attack is using the unbiased estimate of ℓ_0 by formulation proposed in [12], shown as $\hat{\ell}_0$ in (4).

$$\hat{\ell}_0(\phi_k) = \sum_{j=1}^{d_k} \frac{\phi_{k,j}^2}{\phi_{k,j}^2 + \sigma}; \quad \phi_k \in \mathbb{R}^{d_k}, \sigma \in \mathbb{R} \quad (4)$$

3.2.2 Hyper-parameter Selection. To look for the empirical evidence of threats of sponge poisoning in real-world deployment, we

Algorithm 1 Sponge Poisoning Attack via Training Process

```

Input:  $\mathcal{D}, \mathcal{P}$ 
Output:  $w$ 
1:  $w \leftarrow \text{random\_init}()$  {initialize model's weights}
2: for  $i$  in  $0, \dots, N$  do
3:   for  $(x, y)$  in  $\mathcal{D}$  do
4:     if  $(x, y)$  in  $\mathcal{P}$  then
5:        $w(i+1) \leftarrow w'(i) - \alpha[\nabla_w \mathcal{L}(x, y, w(i)) - \lambda \nabla_w E(x, w(i))]$  {update weights with sponge attack}
6:     else
7:        $w(i+1) \leftarrow w'(i) - \alpha \nabla_w \mathcal{L}(x, y, w(i))$  {update weight without sponge}
8:     end if
9:   end for
10: end for
11: return  $w(N)$ 

```

aim to find out how the attack will impact the model with different combinations of hyper-parameters in the task. There are three hyper-parameters from Sponge Poisoning Attack:

- \mathcal{P} : the portion of the dataset that applies attack formulation by percentage.
- λ : the Lagrangian penalty term that controls the strength of the attack.
- σ : the smaller the value is, the closer $\hat{\ell}_0$ to real ℓ_0 .

By configuring the main factors of sponge attack, we can have an analysis and basic understanding towards this area.

4 EXPERIMENTAL SETUP

4.1 Datasets

Our experiment is evaluated on CIFAR-10 [34], which is the popular object recognition dataset. Both datasets contain 60K RGB images with a size of 32×32 . Where the CIFAR-10 images are defined by 10 classes. We adopted a standard data practice scheme in our experiments: 50K examples are used for training and the remaining 10K are used for testing.

4.2 Model Selection

We apply our experiments on well-known compact network architectures that are suitable for on-device scenarios, including MobileNetV2 [46] and MobileNetV3 [24]. Even they are consistent varieties at two stages, these two works are widely applied to mobile devices and tasks. For example, mobilenetV2 is managed being deployed to do facial recognition task in a Raspberry Pi [60] and MobileNetV3 further enhances its adaption ability to search for network architecture for different needs. Beside, the overall size of these two models are less than 10M which is ideal for our experiment in a lightweight case.

4.3 Device and Baseline Setup

Based on the discussion in section 2.7, we are choosing platforms that are more versatile for on-device scenarios with the following considerations: As of 2022, Qualcomm maintains the highest proportion of all mobile SoCs around the world with 44% market share [11]. Qualcomm has also made deployments for autonomous

vehicle scenarios. Because of its largest market share and diverse deployment scenario, we first select their latest processor Qualcomm Snapdragon 8Gen1 as our test platform. To illustrate the difference in terms of attack performance, we choose the Snapdragon 845 which is first generation of mobile soc with hardware-level acceleration technique as our auxiliary verification platform. To conduct an empirical analysis of the energy consumption of a mobile device running a neural network, we simulate extreme conditions that require the network to run continuously for a long period. This enables us to observe any differences in energy consumption and potential risks that may arise when the device faces streaming data. To achieve this, we develop an Android App that continuously verifies the validation set on the mobile phone using a trained model with 100,000 samples.

To establish a baseline for the experiment, we used a clean trained model and recorded the runs of the test for 100,000 samples, which consumed 15% of the device's battery. We then compared this to the energy consumption of the attacked model with the same number of runs. The device used in the experiment was equipped with Snapdragon 8Gen1 and had a battery capacity of 4600mAh. We needed 100 epochs using the unattacked model to drop the battery level from 100% to 85%, after which we recharged the device to 100% and ran another 100 epochs with the attacked model.

Furthermore, To eliminate any potential factors that could cause extra energy consumption, we conduct the experiment in flight mode with all other programs closed and the screen brightness turns to the lowest possible level. Given that the Snapdragon 8Gen1 generates a significant amount of heat, most mobile device manufacturers have implemented temperature control strategies to prevent overheating. As such, it is challenging to bypass this limitation completely, and the device will inevitably be throttled due to overheating. We address this limitation by recording the data of the first ten epochs at the beginning of the test separately and treating the data of subsequent epochs as stable primary data.

4.4 Evaluation Metrics

One main metric is from Sponge Example [50] where they use the ASIC simulator to measure the difference in energy ratio with and without the zero-skipping acceleration strategy. In our work, we adapt the simulator into our model to select the most efficient

Table 1: MobileNetV3 Battery Historian Statistics

Model Setting	Battery Consumption (%)	Middle Discharge Rate (%)	Peak Discharge Rate (%)
Snapdragon 8Gen1			
Unattacked	16	35.96	39.96
1	17	39.96	44.95
10	20	44.95	51.37
20	21	44.95	51.37
Snapdragon 845			
Unattacked	16	21.97	31.96
1	18	23.44	35.16
10	19	23.44	35.16
20	18	27.04	35.16

^aThe \mathcal{P} and σ of all selected attacked models are unified to 0.25 and $1e-06$, respectively. The column "model" represents the difference of λ .

hyper-parameter combination with its energy ratio indicator. As the combination of this method triggers most energy consumption, we further deploy such a setting into the device to verify the accountability of this attack.

However, the accurate energy consumption measurement for Android devices required by the third party is too difficult to achieve, since Google has banned users from accessing several low-level APIs after 2018 for system stability reasons [4]. Therefore, our experiment for the third step will be held based on side data and one estimated energy consumption provided by Google:

The screenshot shows the 'Device's Power Estimates' interface. It features a search bar, a 'Copy' button, and a table with columns for Ranking, Name, Uid, and Battery Percentage Consumed. The table lists five entries: UNACCOUNTED (5.79%), com.example.pytorchmobile_1 (6.21%), SCREEN (2.16%), ANDROID_SYSTEM (0.54%), and ROOT (0.15%). The interface also shows 'Showing 1 to 5 of 8 entries' and navigation buttons for 'Previous', '1', '2', and 'Next'.

Ranking	Name	Uid	Battery Percentage Consumed
0	UNACCOUNTED	0	5.79%
1	com.example.pytorchmobile_1	10379	6.21%
2	SCREEN	0	2.16%
3	ANDROID_SYSTEM	1000	0.54%
4	ROOT	0	0.15%

Figure 2: Google Battery Historian.

- **Battery Historian:** The analysis visualization script tool officially provided by Google. Users can use the 'adb' command to collect battery usage data and logs from mobile phones. Its visual analysis includes the estimation of approximate power, as shown in Fig. 2.

To be noticed Android can't directly map the power usage to each application. In the meantime, Android uses the power consumption of other major components to estimate the power consumption of a single application. For example, a component (such as SoC, screen, or 5G module) uses 100mAh of power in 20 minutes, and the program occupies this component for 10 minutes. It results in the power consumption of the program will be estimated to be 50mAh. Based on this

principle, Android gives the estimated power consumption of a single program, which often has considerable errors. In this case, if the total estimated power of all components and programs is less than the actual power consumption obtained from the battery, the system will classify it as "unaccounted". Nevertheless, It seems that the "unaccounted" section denoted by this approach should be attributed to the effect of running programs as well in our settings, the details will be explained in the section 5.

- **Discharge Rate:** The Discharge Rate is an important metric provided by Google Battery Historian for analyzing power consumption patterns. It is reported in intervals of 100 seconds and indicates the overall power consumption trend for the corresponding segment, such as 30% per hour. The Discharge Rate is estimated and provided in stepped-levels, such as 36/40/45/52 per hour, which may vary for different mobile device models. In our experiment, we set the baseline settings to operate the device for approximately 30 to 40 minutes, and recorded the estimated Discharge Rate for a dozen segments. We primarily focused on the median and maximum values of the Discharge Rate to evaluate the power consumption behavior of the device.
- **Run-Time Statistics:** Since the Battery Historian's data can not accurately reveal the data consumption, we also collect real-time information about the operation of the equipment. Refer to [56], we are applying a software-based measurement based on Android API "BatteryManager". We are allowed to collect the present voltage and current statistics and thus calculate the current watt. However, as the property of software-based measurement, it relies on the internal code of the running program to obtain related data[44]. For the above reasons, according to our settings in 4.3, each epoch contains 10K data from the CIFAR dataset. We collect voltage and current every 100 data in each epoch, which delivers 100 sets of data in each epoch. Our analysis is based on the summed-up data for the entire test process. It is necessary to note that the voltage and current information we collect is actually from the battery, not the phone's motherboard. This is also a common built-in measurement

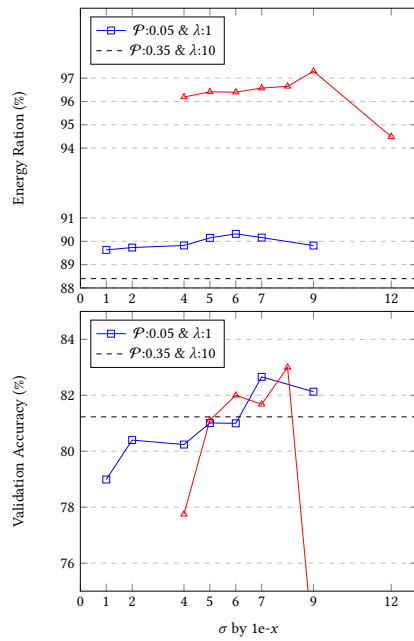


Figure 3: Energy Ratio by σ for MobileNetV3 while $\mathcal{P}:0.05$ & $\lambda:1$, along with the same model's validation accuracy. [The black dashed line stands for the baseline of unattacked model]

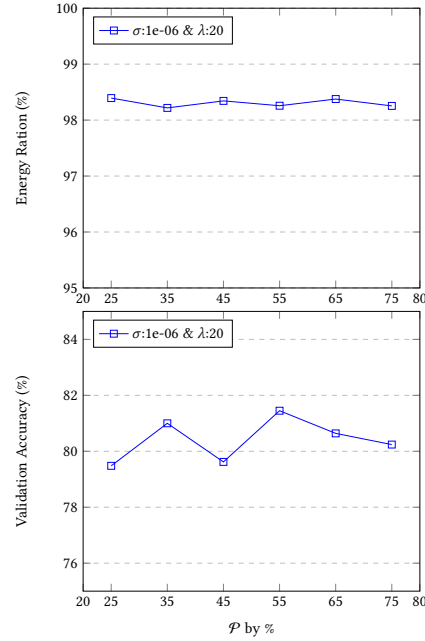


Figure 4: Energy Ratio by \mathcal{P} for MobileNetV3 while $\sigma:1e-06$ & $\lambda:20$, along with the same model's validation accuracy.

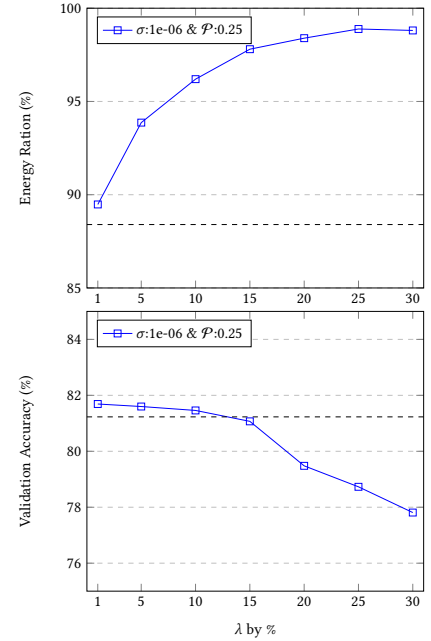


Figure 5: Energy Ratio by λ for MobileNetV3 while $\sigma:1e-06$ & $\mathcal{P}:0.25$, along with the same model's validation accuracy. [The black dashed line stands for the baseline of unattacked model]

Table 2: MobileNetV3 Software-based Data Collection

Model Setting	Stable Epochs				First 10 Epochs			
	Time (ms)	Current (mA)	Voltage (mV)	Watt (mW)	Time (ms)	Current (mA)	Voltage (mV)	Watt (mW)
Snapdragon 8Gen1								
Unattacked	2229189	1496	4224	6324950	194838	2156	4320	9318690
1	2026617	1657	4207	6976045	194739	2216	4294	9518596
10	1933137	1688	4131	6977514	186602	2178	4249	8259166
20	2032738	1697	4168	7080550	196894	2239	4269	9564242
Snapdragon 845								
Unattacked	1442148	838	4048	3395663	399311	1090	4032	4399836
1	1438346	850	4026	3426386	396349	1096	4004	4383840
10	1438437	851	4033	3435771	392823	1128	3998	4510960
20	1416057	855	4025	3445101	387300	1150	3979	4578618

^aThe \mathcal{P} and σ of all selected attacked models are unified to 0.25 and 1e-06, respectively. The column "model" represents the difference of λ .

approach from most devices. The battery level estimation of mobile phones is usually performed by a special "fuel gauge" chip. Different phone models may use different chips which depend on their manufacturer. However, most chips in modern devices can often measure both voltage and current, and sometimes battery temperature. Such chips could potentially provide a more precise estimate of battery information, thus the energy information. This is also the source of our data.

- *Direct Battery Level*: As the most intuitive data source, we also collected the difference in the percentage of battery displayed after each experiment. Since we start the experiment after fully charging the battery every time, the controlled data is comparable in the experiment setting. Its intuitive gap also guides our subsequent analysis.
- *Latency of App*: Our test app will first read the dataset, and then run uninterruptedly a specific number of epochs. Java's

built-in method is employed to record the running time of each epoch and the overall running time.

5 ANALYSIS OF RESULTS AND DISCUSSION

5.1 MobileNetV3 Results

5.1.1 Impact of σ . We first conduct an attack training against MobileNetV3. As mentioned in the section 3.2, we test different hyper-parameters and select the most potential result for the next step of verification. At the same time, it is also worthwhile to provide a certain preset basis for subsequent experiments on other network architectures. We first perform hyper-parameter sensitivity on MobileNetV3.

We firstly inspect the impact for different value choices of σ , Fig. 3 shows the variation of energy ratio by training attacked models with different σ with fixed \mathcal{P} and λ . There are two sets of \mathcal{P} and λ chosen which represent simulated extreme attack scenarios. Based on our assumption, the attacker is supposed to manipulate the process as less as possible, thus we choose $\mathcal{P} = 0.05$ which means only 5% of the dataset will be attacked during the training process. We also set λ to a relatively low level that $\lambda = 1$. In the second set of data, \mathcal{P} and λ are approaching the limit envisaged by the threat model. That almost one-third of the dataset will be compromised, and λ is also set to a value stable enough to observe the difference. However, it appears that the hyper-parameter \mathcal{P} 's impact is limited after a certain percentage from the figure.

Our observation shows that too large or small values of σ are both likely to make the result worse in terms of accuracy and estimated energy ratio. The higher the value of σ is, the lower the approximation of $\hat{\ell}_0$ will be. It makes the attack result less obvious. On the contrary, with the extreme well-fit approximation to ℓ_0 , the $\hat{\ell}_0$ is not sufficiently smooth to facilitate attack formulation. According to the results obtained by our test, combining the comprehensive consideration of attack effect and accuracy factors, the learning rate for the model around $1e-06$ is more suitable for MobileNetV3. Thus, the following experiments take $\sigma = 1e-06$ as the default with λ of 20. Comparing its stable phase data with the set with λ value of 1, the delay is greater when the power consumption is higher. The first 10 epochs' readings further magnify and affirm this conclusion. On the contrary, it is difficult to deliver an obvious and positive conclusion for Snapdragon 845's data in this table. Referring to the observation results in Table. 1 from previous paragraphs, we may not be able to observe obvious differences due to the characteristics of the Snapdragon 845.

5.2 MobileNetV2 Results

Following the same experiment process of MobileNetV3, to investigate the impact of σ on training, we first start with fixed $\mathcal{P}=0.25$ which is optimal for the last model. As shown in Fig. 6, we can see as λ goes upwards, the energy ratios raise in an inclined trend. It reaches stable with an energy ratio around 98% in the λ over 25%. The validation accuracy declines in a consistent way when λ goes larger. To be noticed, with small λ before 10%, validation accuracy surprisingly outperforms the unattacked model. With small λ , one reasonable guess is that it introduced noise to prevent overfitting.

Based on 2 plots in Fig. 6, we use $\lambda = 10$ as our optimal value. Then we further implement the experiment to choose \mathcal{P} . According to Fig. 7, the optimal learning rate is around $1e-6$ which is the highest in validation accuracy with an energy ratio of around 94%.

As experiments show consistency in terms of mobile platform test results along with the estimated result on the PC end, empirical results on the device present a similar curve as in the server. It verifies our concern in the mobile platform with no extra hardware accelerators. We further conduct an experiment to address the feasibility of this attack to different processors to show the most potential attack case. Attacks on these two processors do rise the energy consumption in models. For 8Gen1 and 845 there is 20% and 14% extra consumption rising compared with the unattacked model. From data collected from the PC end, there is little difference to draw the conclusion of relations with performance between attacked and unattacked models. From the reading of 10 runs of work, the peak data shows that there is a longer running time at high power consumption. The test for the Snapdragon 845, however, does not show a significant gap. Neither the Battery Historian results nor the software-based collection readings, we can not deliver a firm conclusion on the attack effect. It also coincides with the experimental results of MobileNetV3. As we discussed before, Snapdragon 845 has inherent deficiencies in deep learning hardware acceleration. Besides, MobileNetV2 itself is more power-hungry than MobileNetV3, which makes it difficult to even observe the difference in discharge rate.

5.3 Experiment Discussion

To summarize, the experiment from these two processors and models, we find that for Snapdragon 8Gen1, the energy ratio incline goes as expected for optimal attack configuration both in MobileNetV2 and MobileNetV3, the test on the PC end and the on-device end is consistent to show the realistic concerns of the potential for sponge poisoning in the real world. For older processor 845 which has less modern AI accelerators in contrast does not show enough sensitivity towards sponge poisoning. Without compact hardware accelerator, it can be full computation power involved for Snapdragon 845.

6 CONCLUSION AND FUTURE WORK

In this paper, we conduct an extensive exploration based on Sponge Poisoning Attack [9] in the mobile setting which is energy-intensive and memory-intensive. The result shows the feasibility of this kind of attack using a crafted example with the objective of increasing power consumption and latency while maintaining the prediction performance. We have demonstrated the disparate impact of factors towards two generations of processors and show the attack can effectively deteriorate the state-of-art commercial processor embedded accelerators to cause energy rise. As the processors from the first generation are little affected by the attack, the mechanism level flaw inside hardware accelerators should gather more attention to avoid providing more attack surface for attackers.

Studying the energy consumption-related attacks on mobile devices can help make on-device machine learning more robust in the real-world running scenario. Additional processors with various mobile accelerators can be added in the future to extend the

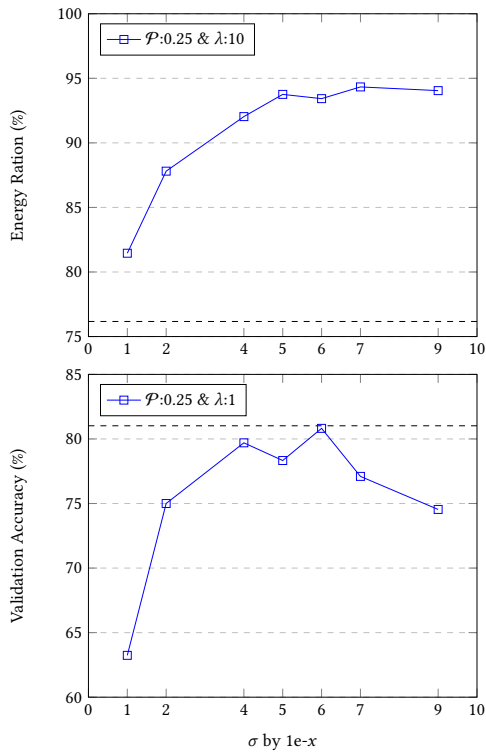


Figure 6: Energy Ratio by σ for MobileNetV2 while $\mathcal{P}:0.25$ & $\lambda:10$, along with the same model’s validation accuracy. [The black dashed line stands for the baseline of unattacked model]

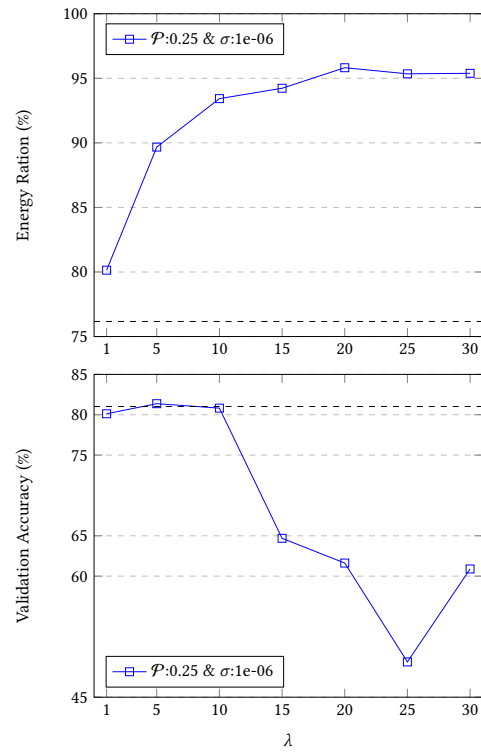


Figure 7: Energy Ratio by λ for MobileNetV2 while $\mathcal{P}:0.25$ & $\sigma:1e-06$, along with the same model’s validation accuracy. [The black dashed line stands for the baseline of unattacked model]

Table 3: MobileNetV2 Battery Historian Statistics

Model Setting	Battery Consumption (%)	Middle Discharge Rate (%)	Peak Discharge Rate (%)
Snapdragon 8Gen1			
Unattacked	16	35.96	44.95
Attacked	20	44.95	50.96
Snapdragon 845			
Unattacked	14	26.50	39.06
Attacked	16	23.28	39.06

$\mathcal{P} = 0.25; \sigma = 1e - 06; \lambda = 10$ for the selected attacked model.

investigation in this field. This work merely considers the sponge poisoning with a specific method, other measurement techniques, networks method and metrics can be explored as future work.

ACKNOWLEDGMENTS

This work was supported in part by the National Key R&D Program of China (No. 2021YFB2900100), and the National Natural Science Foundation of China (No. 62002294, U22B2022).

REFERENCES

- [1] Abien Fred Agarap. 2018. Deep learning using rectified linear units (relu). *arXiv preprint arXiv:1803.08375* (2018).
- [2] Dave Anderson and Jim Dykes. 2003. More Than an {Interface–SCSI} vs. {ATA}. In *2nd USENIX Conference on File and Storage Technologies (FAST 03)*.
- [3] John Bellardo and Stefan Savage. 2003. 802.11 {Denial-of-Service} Attacks: Real Vulnerabilities and Practical Solutions. In *12th USENIX Security Symposium (USENIX Security 03)*.
- [4] David Brazdil. 2018. *Improving Stability by Reducing Usage of non-SDK Interfaces*. <https://android-developers.googleblog.com/2018/02/improving-stability-by-reducing-usage.html>
- [5] Junyi Chai, Hao Zeng, Anming Li, and Eric W.T. Ngai. 2021. Deep learning in computer vision: A critical review of emerging techniques and application scenarios. *Machine Learning with Applications* 6 (2021), 100134. <https://doi.org/10.1016/j.mlwa.2021.100134>
- [6] Yanjiao Chen, Baolin Zheng, Zihan Zhang, Qian Wang, Chao Shen, and Qian Zhang. 2020. Deep Learning on Mobile and Embedded Devices: State-of-the-Art, Challenges, and Future Directions. *ACM Comput. Surv.* 53, 4, Article 84 (aug 2020), 37 pages. <https://doi.org/10.1145/3398209>

Table 4: MobileNetV2 Software-based Data Collection

Model Setting	Stable Epochs				First 10 Epochs			
	Time (ms)	Current (mA)	Voltage (mV)	Watt (mW)	Time (ms)	Current (mA)	Voltage (mV)	Watt (mW)
Snapdragon 8Gen1								
Unattacked	1619946	1657	4212	6987581	149972	2165	4316	9348716
Attacked	1625678	1663	4142	6893553	156419	2175	4295	9347685
Snapdragon 845								
Unattacked	1156909	835	4058	3392387	313546	1150	4011	4616918
Attacked	1208471	805	4068	3278183	320854	1101	4022	4429077

$\mathcal{P} = 0.25$; $\sigma = 1e - 06$; $\lambda = 10$ for the selected attacked model.

- [7] Yu-Hsin Chen, Tien-Ju Yang, Joel Emer, and Vivienne Sze. 2019. Eyeriss v2: A flexible accelerator for emerging deep neural networks on mobile devices. *IEEE Journal on Emerging and Selected Topics in Circuits and Systems* 9, 2 (2019), 292–308.
- [8] Eric Chung, Jeremy Fowers, Kalin Ovtcharov, Michael Papamichael, Adrian Caulfield, Todd Massengill, Ming Liu, Daniel Lo, Shlomi Alkalay, Michael Haselman, et al. 2018. Serving dnns in real time at datacenter scale with project brainwave. *IEEE Micro* 38, 2 (2018), 8–20.
- [9] Antonio Emanuele Cinà, Ambra Demontis, Battista Biggio, Fabio Roli, and Marcello Pelillo. 2022. Energy-latency attacks via sponge poisoning. *arXiv preprint arXiv:2203.08147* (2022).
- [10] Antonio Emanuele Cinà, Kathrin Grosse, Ambra Demontis, Battista Biggio, Fabio Roli, and Marcello Pelillo. 2022. Machine Learning Security against Data Poisoning: Are We There Yet?
- [11] TEAM COUNTERPOINT. 2022. *Infographic: Global Smartphone AP Market Share | Q2 2022*. <https://www.counterpointresearch.com/infographic-global-smartphone-ap-market-share-q2-2022/>
- [12] Johan de Rooi and Paul Eilers. 2011. Deconvolution of pulse trains with the L0 penalty. *Analytica chimica acta* 705, 1-2 (2011), 218–226.
- [13] Khoa Doan, Yingjie Lao, Weijie Zhao, and Ping Li. 2021. Lira: Learnable, imperceptible and robust backdoor attacks. In *Proceedings of the IEEE/CVF International Conference on Computer Vision*. 11966–11976.
- [14] Alexey Dosovitskiy, Philipp Fischer, Eddy Ilg, Philip Hausser, Caner Hazirbas, Vladimir Golkov, Patrick Van Der Smagt, Daniel Cremers, and Thomas Brox. 2015. FlowNet: Learning optical flow with convolutional networks. In *Proceedings of the IEEE international conference on computer vision*. 2758–2766.
- [15] Rotem Efraim, Ran Ginosar, C Weiser, and Avi Mendelson. 2012. Energy aware race to halt: A down to EARTH approach for platform energy management. *IEEE Computer Architecture Letters* 13, 1 (2012), 25–28.
- [16] Paul Ferguson and Daniel Senie. 1998. *Network ingress filtering: Defeating denial of service attacks which employ IP source address spoofing*. Technical Report.
- [17] Ian Goodfellow, Jean Pouget-Abadie, Mehdi Mirza, Bing Xu, David Warde-Farley, Sherjil Ozair, Aaron Courville, and Yoshua Bengio. 2020. Generative adversarial networks. *Commun. ACM* 63, 11 (2020), 139–144.
- [18] Ian J Goodfellow, Jonathon Shlens, and Christian Szegedy. 2014. Explaining and harnessing adversarial examples. *arXiv preprint arXiv:1412.6572* (2014).
- [19] Tianyu Gu, Brendan Dolan-Gavitt, and Siddharth Garg. 2017. Badnets: Identifying vulnerabilities in the machine learning model supply chain. *arXiv preprint arXiv:1708.06733* (2017).
- [20] Cong Guo, Bo Yang Hsueh, Jingwen Leng, Yuxian Qiu, Yue Guan, Zehuan Wang, Xiaoying Jia, Xipeng Li, Minyi Guo, and Yuhao Zhu. 2020. Accelerating sparse dnn models without hardware-support via tile-wise sparsity. In *SC20: International Conference for High Performance Computing, Networking, Storage and Analysis*. IEEE, 1–15.
- [21] Jialiang Han, Yun Ma, Qiaozhu Mei, and Xuanzhe Liu. 2021. DeepRec: On-Device Deep Learning for Privacy-Preserving Sequential Recommendation in Mobile Commerce. In *Proceedings of the Web Conference 2021 (Ljubljana, Slovenia) (WWW '21)*. Association for Computing Machinery, New York, NY, USA, 900–911. <https://doi.org/10.1145/3442381.3449942>
- [22] Song Han, Xingyu Liu, Huiji Mao, Jing Pu, Ardavan Pedram, Mark Horowitz, Bill Dally, et al. 2016. Deep compression and EIE: Efficient inference engine on compressed deep neural network. In *Hot Chips Symposium*. 1–6.
- [23] Kim Hazelwood, Sarah Bird, David Brooks, Soumith Chintala, Utku Diril, Dmytro Dzhulgakov, Mohamed Fawzy, Bill Jia, Yangqing Jia, Aditya Kalro, et al. 2018. Applied machine learning at facebook: A datacenter infrastructure perspective. In *2018 IEEE International Symposium on High Performance Computer Architecture (HPCA)*. IEEE, 620–629.
- [24] Andrew Howard, Mark Sandler, Grace Chu, Liang-Chieh Chen, Bo Chen, Mingxing Tan, Weijun Wang, Yukun Zhu, Ruoming Pang, Vijay Vasudevan, et al. 2019. Searching for mobilenetv3. In *Proceedings of the IEEE/CVF international conference on computer vision*. 1314–1324.
- [25] Gao Huang, Zhuang Liu, Laurens Van Der Maaten, and Kilian Q Weinberger. 2017. Densely connected convolutional networks. In *Proceedings of the IEEE conference on computer vision and pattern recognition*. 4700–4708.
- [26] Shuo Huang, Zhuang Li, Lizhen Qu, and Lei Pan. 2021. On Robustness of Neural Semantic Parsers. In *Proceedings of the 16th Conference of the European Chapter of the Association for Computational Linguistics: Main Volume*. 3333–3342.
- [27] Yujin Huang and Chunyang Chen. 2022. Smart app attack: hacking deep learning models in android apps. *IEEE Transactions on Information Forensics and Security* 17 (2022), 1827–1840.
- [28] Yujin Huang, Han Hu, and Chunyang Chen. 2021. Robustness of on-device models: Adversarial attack to deep learning models on android apps. In *2021 IEEE/ACM 43rd International Conference on Software Engineering: Software Engineering in Practice (ICSE-SEIP)*. IEEE, 101–110.
- [29] Yujin Huang, Terry Yue Zhuo, Qionghai Xu, Han Hu, Xingliang Yuan, and Chunyang Chen. 2023. Training-free Lexical Backdoor Attacks on Language Models. In *Proceedings of the ACM Web Conference 2023*. 2198–2208.
- [30] Andrey Ignatov, Radu Timofte, Andrei Kulik, Seungsoo Yang, Ke Wang, Felix Baum, Max Wu, Lirong Xu, and Luc Van Gool. 2019. Ai benchmark: All about deep learning on smartphones in 2019. In *2019 IEEE/CVF International Conference on Computer Vision Workshop (ICCVW)*. IEEE, 3617–3635.
- [31] Matthew Jagielski, Alina Oprea, Battista Biggio, Chang Liu, Cristina Nita-Rotaru, and Bo Li. 2018. Manipulating machine learning: Poisoning attacks and countermeasures for regression learning. In *2018 IEEE Symposium on Security and Privacy (SP)*. IEEE, 19–35.
- [32] Norman P Jouppi, Cliff Young, Nishant Patil, David Patterson, Gaurav Agrawal, Raminder Bajwa, Sarah Bates, Suresh Bhatia, Nan Boden, Al Borchers, et al. 2017. In-datacenter performance analysis of a tensor processing unit. In *Proceedings of the 44th annual international symposium on computer architecture*. 1–12.
- [33] Mika Juuti, Sebastian Szlyler, Samuel Marchal, and N Asokan. 2019. PRADA: protecting against DNN model stealing attacks. In *2019 IEEE European Symposium on Security and Privacy (EuroS&P)*. IEEE, 512–527.
- [34] Alex Krizhevsky, Geoffrey Hinton, et al. 2009. Learning multiple layers of features from tiny images. (2009).
- [35] Alexey Kurakin, Ian J Goodfellow, and Samy Bengio. 2018. Adversarial examples in the physical world. In *Artificial intelligence safety and security*. Chapman and Hall/CRC, 99–112.
- [36] Iro Laina, Christian Rupprecht, Vasileios Belagiannis, Federico Tombari, and Nassir Navab. 2016. Deeper depth prediction with fully convolutional residual networks. In *2016 Fourth international conference on 3D vision (3DV)*. IEEE, 239–248.
- [37] Chao Li, Zhenhua Wang, Xiaofeng Hou, Haopeng Chen, Xiaoyao Liang, and Minyi Guo. 2016. Power attack defense: Securing battery-backed data centers. *ACM SIGARCH Computer Architecture News* 44, 3 (2016), 493–505.
- [38] Cong Liao, Haoqi Zhong, Anna Squicciarini, Sencun Zhu, and David Miller. 2018. Backdoor embedding in convolutional neural network models via invisible perturbation. *arXiv preprint arXiv:1808.10307* (2018).
- [39] Xingyu Liu, Jeff Pool, Song Han, and William J. Dally. 2018. Efficient Sparse-Winograd Convolutional Neural Networks. *CoRR* abs/1802.06367 (2018). [arXiv:1802.06367](http://arxiv.org/abs/1802.06367) <http://arxiv.org/abs/1802.06367>
- [40] Yingqi Liu, Shiqing Ma, Youssa Aafer, Wen-Chuan Lee, Juan Zhai, Weihang Wang, and Xiangyu Zhang. 2017. Trojaning attack on neural networks. (2017).
- [41] Eriko Nurvitadhi, David Sheffield, Jaewoong Sim, Asit Mishra, Ganesh Venkatesh, and Debbie Marr. 2016. Accelerating binarized neural networks: Comparison of FPGA, CPU, GPU, and ASIC. In *2016 International Conference on Field-Programmable Technology (FPT)*. IEEE, 77–84.
- [42] Francesco Palmieri, Sergio Ricciardi, Ugo Fiore, Massimo Ficco, and Aniello Castiglione. 2015. Energy-oriented denial of service attacks: an emerging menace

- for large cloud infrastructures. *The Journal of Supercomputing* 71, 5 (2015), 1620–1641.
- [43] Angshuman Parashar, Minsoo Rhu, Anurag Mukkara, Antonio Puglielli, Rangharajan Venkatesan, Brucec Khalilany, Joel Emer, Stephen W Keckler, and William J Dally. 2017. SCNN: An accelerator for compressed-sparse convolutional neural networks. *ACM SIGARCH computer architecture news* 45, 2 (2017), 27–40.
- [44] Gian Paolo Perrucci, Frank HP Fitzek, and Jörg Widmer. 2011. Survey on energy consumption entities on the smartphone platform. In *2011 IEEE 73rd vehicular technology conference (VTC Spring)*. IEEE, 1–6.
- [45] Eric Qin, Ananda Samajdar, Hyoukjun Kwon, Vineet Nadella, Sudarshan Srinivasan, Dipankar Das, Bharat Kaul, and Tushar Krishna. 2020. Sigma: A sparse and irregular gemm accelerator with flexible interconnects for dnn training. In *2020 IEEE International Symposium on High Performance Computer Architecture (HPCA)*. IEEE, 58–70.
- [46] Mark Sandler, Andrew Howard, Menglong Zhu, Andrey Zhmoginov, and Liang-Chieh Chen. 2018. Mobilenetv2: Inverted residuals and linear bottlenecks. In *Proceedings of the IEEE conference on computer vision and pattern recognition*. 4510–4520.
- [47] Ye Sang, Yujin Huang, Shuo Huang, and Helei Cui. 2023. Beyond the Model: Data Pre-processing Attack to Deep Learning Models in Android Apps. *Proceedings of the inaugural AsiaCCS 2023 Workshop on Secure and Trustworthy Deep Learning Systems (SecTL 2023)* (2023).
- [48] Ali Shafahi, W. Ronny Huang, Mahyar Najibi, Octavian Suciuc, Christoph Studer, Tudor Dumitras, and Tom Goldstein. 2018. Poison Frogs! Targeted Clean-Label Poisoning Attacks on Neural Networks. In *Advances in Neural Information Processing Systems*. S. Bengio, H. Wallach, H. Larochelle, K. Grauman, N. Cesa-Bianchi, and R. Garnett (Eds.), Vol. 31. Curran Associates, Inc. <https://proceedings.neurips.cc/paper/2018/file/22722a343513ed45f14905eb07621686-Paper.pdf>
- [49] Reza Shokri, Marco Stronati, Congzheng Song, and Vitaly Shmatikov. 2017. Membership inference attacks against machine learning models. In *2017 IEEE symposium on security and privacy (SP)*. IEEE, 3–18.
- [50] Iliia Shumailov, Yiren Zhao, Daniel Bates, Nicolas Papernot, Robert Mullins, and Ross Anderson. 2021. Sponge examples: Energy-latency attacks on neural networks. In *2021 IEEE European Symposium on Security and Privacy (EuroS&P)*. IEEE, 212–231.
- [51] Karen Simonyan and Andrew Zisserman. 2014. Very deep convolutional networks for large-scale image recognition. *arXiv preprint arXiv:1409.1556* (2014).
- [52] David Solans, Battista Biggio, and Carlos Castillo. 2021. Poisoning Attacks on Algorithmic Fairness. In *Machine Learning and Knowledge Discovery in Databases*, Frank Hutter, Kristian Kersting, Jefrey Lijffijt, and Isabel Valera (Eds.). Springer International Publishing, Cham, 162–177.
- [53] Gaurav Somani, Manoj Singh Gaur, Dheeraj Sanghi, and Mauro Conti. 2016. DDoS attacks in cloud computing: Collateral damage to non-targets. *Computer Networks* 109 (2016), 157–171.
- [54] Jinook Song, Yunkyo Cho, Jun-Seok Park, Jun-Woo Jang, Sehwan Lee, Joon-Ho Song, Jae-Gon Lee, and Inyup Kang. 2019. 7.1 An 11.5 TOPS/W 1024-MAC butterfly structure dual-core sparsity-aware neural processing unit in 8nm flagship mobile SoC. In *2019 IEEE International Solid-State Circuits Conference-(ISSCC)*. IEEE, 130–132.
- [55] Christian Szegedy, Wojciech Zaremba, Ilya Sutskever, Joan Bruna, Dumitru Erhan, Ian Goodfellow, and Rob Fergus. 2013. Intriguing properties of neural networks. *arXiv preprint arXiv:1312.6199* (2013).
- [56] Sasu Tarkoma, Matti Siekkinen, Emil Lagerspetz, and Yu Xiao. 2014. *Smartphone energy consumption: modeling and optimization*. Cambridge University Press.
- [57] CVML Team et al. 2017. An on-device deep neural network for face detection. *Apple Machine Learning Journal* (2017).
- [58] Vale Tolpegin, Stacey Truex, Mehmet Emre Gursoy, and Ling Liu. 2020. Data poisoning attacks against federated learning systems. In *Computer Security—ESORICS 2020: 25th European Symposium on Research in Computer Security, ESORICS 2020, Guildford, UK, September 14–18, 2020, Proceedings, Part I 25*. Springer, 480–501.
- [59] Amirsina Torfi, Rouzbeh A. Shirvani, Yaser Keneshloo, Nader Tavaf, and Edward A. Fox. 2020. Natural Language Processing Advancements By Deep Learning: A Survey. *CoRR* abs/2003.01200 (2020). [arXiv:2003.01200](https://arxiv.org/abs/2003.01200) <https://arxiv.org/abs/2003.01200>
- [60] Fushuai Wang, Renren Zheng, Penghui Li, Hanni Song, Dongming Du, and Jingchao Sun. 2021. Face recognition on Raspberry Pi based on MobileNetV2. In *2021 International Symposium on Artificial Intelligence and its Application on Media (ISAIAM)*. 116–120. <https://doi.org/10.1109/ISAIAM53259.2021.00031>
- [61] Yizhen Wang and Kamalika Chaudhuri. 2018. Data poisoning attacks against online learning. *arXiv preprint arXiv:1808.08994* (2018).
- [62] Wei Wen, Chunpeng Wu, Yandan Wang, Yiran Chen, and Hai Li. 2016. Learning structured sparsity in deep neural networks. *Advances in neural information processing systems* 29 (2016).
- [63] Mengwei Xu, Feng Qian, Qiaozhu Mei, Kang Huang, and Xuanzhe Liu. 2018. DeepType: On-Device Deep Learning for Input Personalization Service with Minimal Privacy Concern. 2, 4, Article 197 (dec 2018), 26 pages. <https://doi.org/10.1145/3287075>
- [64] Zhang Xu, Haining Wang, and Zhenyu Wu. 2015. A measurement study on co-residence threat inside the cloud. In *24th USENIX Security Symposium (USENIX Security 15)*, 929–944.
- [65] Zhang Xu, Haining Wang, Zichen Xu, and Xiaorui Wang. 2014. Power attack: an increasing threat to data centers. In *NDSS*.
- [66] Yuanshun Yao, Huiying Li, Haitao Zheng, and Ben Y Zhao. 2019. Latent backdoor attacks on deep neural networks. In *Proceedings of the 2019 ACM SIGSAC Conference on Computer and Communications Security*. 2041–2055.
- [67] Yiren Zhao, Xitong Gao, Xuan Guo, Junyi Liu, Erwei Wang, Robert Mullins, Peter YK Cheung, George Constantinides, and Cheng-Zhong Xu. 2019. Automatic generation of multi-precision multi-arithmetic CNN accelerators for FPGAs. In *2019 International Conference on Field-Programmable Technology (ICFPT)*. IEEE, 45–53.
- [68] Michael Zhu and Suyog Gupta. 2017. To prune, or not to prune: exploring the efficacy of pruning for model compression. *arXiv preprint arXiv:1710.01878* (2017).