

Achievable Rate-Power Tradeoff in THz SWIPT Systems with Resonant Tunnelling Diodes

Nikita Shanin*, Simone Clochiatti[†], Kenneth M. Mayer*, Laura Cottatellucci*,
Nils Weimann[†], and Robert Schober*

**Friedrich-Alexander-Universität Erlangen-Nürnberg (FAU), Germany*

[†]*Universität Duisburg-Essen, Germany*

Abstract—In this paper, we study terahertz (THz) simultaneous wireless information and power transfer (SWIPT) systems. Since coherent information detection is challenging at THz frequencies and Schottky diodes are not usable for THz energy harvesting (EH), we employ unipolar amplitude shift keying (ASK) modulation at the transmitter (TX) and a resonant tunnelling diode (RTD)-based EH circuit at the receiver (RX) to extract both information and power from the received signal. However, the electrical properties of Schottky diodes and RTDs are different, and unlike EH receivers based on a single Schottky diode, an accurate closed-form EH model for RTD-based RXs is not available, yet. In this paper, we model the dependency of the instantaneous RX output power on the instantaneous received power by a non-linear piecewise function, whose parameters are adjusted to fit circuit simulation results. We formulate an optimization problem to maximize the mutual information between the TX and RX signals subject to constraints on the peak amplitude of the transmitted signal and the required average harvested power at the RX. Furthermore, we determine a feasibility condition for the formulated problem, and for high and low required average harvested powers, we derive the achievable information rate numerically and in closed form, respectively. Our simulation results highlight a tradeoff between the information rate and the average harvested power. Finally, we show that this tradeoff is determined by the peak amplitude of the transmitted signal and the maximum instantaneous harvested power for low and high received signal powers, respectively.

I. INTRODUCTION

One of the most prominent use cases of future 6G communication systems are nano-scale networks, where ultra-small low-power Internet-of-Things (IoT) sensors communicate at extremely high data rates exceeding 100 Gbit s^{-1} [1]. A key technology for these nano-scale networks is terahertz (THz)-band communication, where these extremely high required data rates are enabled by the huge available spectrum [2]. However, the need to regularly replace batteries in IoT devices does not allow the design of truly nanoscopic IoT sensors. A promising solution to this non-trivial problem is simultaneous wireless information and power transfer (SWIPT), where both information and power are transmitted to the user devices in the downlink making battery replacements obsolete [3]–[10].

SWIPT systems utilizing radio frequency (RF) GHz-band signals were considered in [3]. Since EH circuits are not suitable for optimal decoding of information when phase modulation is utilized for information transmission, the authors of [3] proposed time-sharing and power-splitting between energy harvesting (EH) and information detection at the receiver (RX) and showed a tradeoff between the achievable data rate and the

average power harvested at the user device. Furthermore, in [4] and [5], the authors studied the optimal resource allocation for EH in relay-based and intelligent reflecting surface-aided communication systems, respectively. For the system designs in [3]–[5], the authors assumed a linear relationship between the received and harvested powers at the EH nodes. However, the experimental results in [6] validated that practical electrical circuits utilized for EH exhibit a highly non-linear behaviour. In fact, EH circuits are typically composed of a matching network, a non-linear rectifying diode, a low-pass filter, and a load resistance [7]. Thus, while for low input powers, the non-linearity of EH circuits is determined by the non-linear forward-bias current-voltage (I-V) characteristic of the rectifying diode, in the high input power regime, EH circuits are driven into saturation due to the breakdown of the employed diode [7]. To take the non-linear behaviour of EH circuits into account, in [8]–[10], the authors proposed non-linear EH models for the design of EH communication networks. First, the authors of [8] proposed an EH model based on a parametrized sigmoidal function to describe the dependency between the *average* harvested power and the *average* input power at the EH node. The parameters of the EH model in [8] were adjusted to fit circuit simulation results assuming a Gaussian waveform for the transmit signal. Since the model in [8] does not allow the optimization of the transmit signal waveform, the authors of [9] accurately analysed a single Schottky diode-based EH circuit, as they are typically utilized for RF EH, and derived a corresponding closed-form EH model to characterize the *instantaneous* harvested power at a user device as a function of the *instantaneous* received signal power. Utilizing the proposed circuit-based EH model, in [9], the authors studied SWIPT systems in the GHz frequency band with separate energy and information RXs and determined the optimal transmit signal distribution that maximizes the mutual information between the transmit signal and the signal received at the information RX under a constraint on the average harvested power at an EH node. Finally, the authors of [10] investigated SWIPT systems where the EH node and information RX were collocated in the same device, served by distinct antennas, and could operate simultaneously.

The EH models in [3]–[10] may not be suitable for the signal design for SWIPT systems operating in the THz frequency band. In fact, not only the characteristics of the wireless communication channels, but also the properties of the utilized electronic devices vary with frequency. In particular, the

Schottky diodes employed in EH circuits in the GHz frequency band [6]–[10] are not usable in THz SWIPT systems due to their large reverse recovery times [11]. In contrast, resonant tunnelling diodes (RTDs) featuring a potential well and multiple quantum barriers have much smaller transient times, which allow them to operate up to frequencies of 2 THz [12], [13]. However, the experimental results in [12] and [13] showed that the I-V forward-bias characteristic of an RTD is not only highly non-linear, but also exhibits multiple critical points, regions of negative resistance, and a dependency on the signal frequency. Thus, RTDs differ substantially from Schottky diodes which exhibit static and monotonic I-V characteristics [11]. Although a complete and accurate model capturing the frequency dependency, non-linearity, and non-monotonicity of the current flow through an RTD is not available yet, in [12], the authors developed a Keysight ADS [14] design of an RTD, which fits the measurement data presented in [12] for a wide range of operating frequencies. Finally, we note that unlike for GHz-band SWIPT, the design of a coherent information RX, which detects the phase of the received THz signal, is challenging [15]. However, since the available spectrum in the THz band is significantly larger compared to the GHz frequency band, communication systems employing unipolar amplitude shift keying (ASK) modulation are also able to achieve high data rates [15]. Furthermore, since EH circuits are envelope detectors, EH circuits can not only harvest energy, but can also be exploited to extract the transmitted information from the received THz signal if unipolar ASK modulation is utilized.

In this work, we consider a single-user THz SWIPT system employing a highly directive antenna and unipolar ASK modulation at the transmitter (TX), and an RTD-based EH circuit at the RX to extract both information and energy from the received THz signal. The main contributions of this paper can be summarized as follows. To characterize the instantaneous power of the output signal at the RX as a function of the instantaneous received power, we propose a general non-linear piecewise EH model, whose parameters are adjusted to fit circuit simulation results. Next, we formulate a problem for the maximization of the mutual information between the TX and RX signals subject to constraints on the peak amplitude of the transmitted signal and the average harvested power at the RX. Furthermore, we provide a feasibility condition for this optimization problem, and for high and low required average harvested powers, we determine the achievable information rate numerically and in closed form, respectively. Our simulation results demonstrate a tradeoff between the information rate and the average harvested power. Finally, we show that this tradeoff is determined by the peak amplitude of the transmitted signal and the maximum instantaneous harvested power for low and high received signal powers, respectively.

Throughout this paper, we use the following *notations*. We denote the sets of real, real non-negative, and non-negative integer numbers as \mathbb{R} , \mathbb{R}_+ , and \mathbb{N} , respectively. The real-part of a complex variable x is denoted by $\mathcal{R}\{x\}$, whereas $j = \sqrt{-1}$ is the imaginary unit. Function $f_s(s)$ denotes the probability density function (pdf) of random variable s . $\mathbb{E}_s\{\cdot\}$ stands for statistical expectation with respect to random variable s . The domain and first-order derivative of one-dimensional function

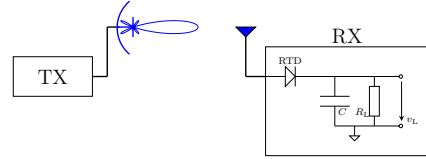


Fig. 1. THz SWIPT system model employing a TX with a highly directive antenna and a single-antenna RX equipped with an RTD-based EH circuit.

$f(\cdot)$ are denoted by $\mathcal{D}\{f\}$ and $f'(\cdot)$, respectively.

II. SYSTEM MODEL

We consider the SWIPT system in Fig. 1 where a TX equipped with a highly directive antenna sends a THz signal to a single-antenna RX. Since, in contrast to GHz-band signals, coherent demodulation of a THz-band received signal is challenging, the TX employs unipolar ASK modulation for SWIPT [15], [16]. Thus, the THz signal $r(t) \in \mathbb{R}$ received at the RX can be expressed as follows:

$$r(t) = \sqrt{2}\mathcal{R}\{[hx(t) + n(t)] \exp(j2\pi f_c t)\}, \quad (1)$$

where h is the channel between TX and RX, which is assumed to be perfectly known at both devices, f_c is the carrier frequency, and $x(t) = \sum_k s[k]\phi(t - kT)$ and $n(t)$ are equivalent complex baseband (ECB) representations of the transmit signal and the additive white Gaussian noise (AWGN) at the RX antenna, respectively. Furthermore, here, $s[k] \in \mathbb{R}_+$, $k \in \mathbb{N}$, are independent and identically distributed (i.i.d.) realizations of a non-negative random variable s with pdf $f_s(s)$, $\phi(t)$ is a rectangular pulse that takes value 1, if $t \in [0, T)$, and 0, otherwise, and T is the duration of a symbol interval. To avoid signal distortion due to power amplifier nonlinearities at the TX [9], [10], the maximum transmit signal amplitude is bounded by A . Thus, the support of f_s is confined to the interval $[0, A]$, i.e., $\mathcal{D}\{f_s\} \subseteq [0, A]$.

Electrical circuit at the RX: Since Schottky diodes are not usable for EH at THz frequencies due to their large transient times [11], we first assume an electrical EH circuit comprising an RTD, a capacitance C , and a load resistance R_L [7], [9], [10], as shown in Fig. 1. Next, since typical EH circuits are envelope detectors [10], [11], we utilize the direct current (DC) voltage $v_L[k]$ generated at the output of the EH circuit in time slot k , $k \in \mathbb{N}$, not only for charging a load device, but also for information detection. Thus, neglecting the ripples of the output voltage caused by the non-ideality of the employed low-pass filter, we express the signal used for information decoding at the output of the RX $y[k] \in \mathbb{R}$, $\forall k \in \mathbb{N}$, as follows¹:

$$y[k] \triangleq \frac{v_L[k]}{\sqrt{R_L}} = \sqrt{\psi(|hs[k]|^2) + n[k]}, \quad (2)$$

where $n[k]$ and $\psi(\cdot)$ are the equivalent output noise sample and the function that maps the received signal power $\rho[k] = |hs[k]|^2$ to the power harvested at the load R_L in time slot k , $\forall k \in \mathbb{N}$, respectively. The function $\psi(\cdot)$, which models the RTD-based RX circuit in Fig. 1, will be described in the next section. The

¹In a practical RX design, one may use a DC voltage divider [11] to split the output DC current and utilize the portions $\nu y[k]$ and $(1 - \nu)y[k]$ of the current flow $y[k]$, $\forall k$, for EH and information detection, respectively, where $\nu \in [0, 1]$ is the current splitting ratio. However, since the performance of information detection does not depend on ν , we assume that the DC current $y[k]$ is directly utilized for detection of the transmitted message.

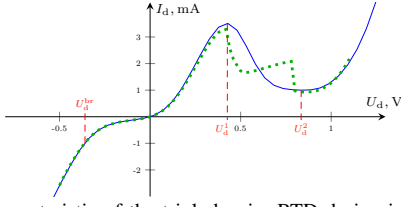


Fig. 2. I-V characteristic of the triple-barrier RTD design in [12] (blue solid line) matched to the measurement data in [12] (green dotted line).

output noise $n[k]$ in time slot $k, k \in \mathbb{N}$, is composed of the received noise from external sources and the internal thermal noise generated by the components of the RX electrical circuit. To characterize the performance of information decoding, we assume that the thermal noise originating from the RX components dominates and the dependency of $n[k]$ on the received power is negligible [17]. Hence, we model the output noise samples $n[k], \forall k$, as i.i.d. realizations of AWGN with zero mean and variance σ^2 .

We note that an RTD has multiple quantum barriers, and thus, the I-V characteristic of an RTD includes regions with negative resistance [12], [13]. Specifically, in contrast to Schottky diodes, the current flow I_d through the diode is not a monotonic increasing function of the applied voltage U_d , but the corresponding I-V curve may have multiple critical points, as, e.g., points² U_d^1 and U_d^2 in Fig. 2. Furthermore, for high input powers, the reverse-bias applied voltage U_d may exceed the breakdown voltage U_d^{br} and damage the device [12]. Since the current flow of an RTD depends on the signal frequency and is determined by quantum processes, an accurate analytical characterization of the I-V characteristic of an RTD may not be possible [12], [13]. Therefore, for our numerical results in Section IV, we employ the triple-barrier RTD design that was developed in [12] and fits the measured³ I-V characteristic and S-parameters of the diode designed in [12], see Fig. 2.

EH model for the RTD-based RX circuit: In contrast to Schottky diodes utilized for RF EH in [6]–[10], the I-V characteristic of an RTD is not monotonic, as shown in Fig. 2. Therefore, the instantaneous harvested power $P_h = \frac{v_d^2}{R_L}$ of an RTD-based EH circuit may not be a monotonic non-decreasing function of the input power $\rho = |hs|^2$ [9], [12], [13]. Moreover, since a closed-form expression for the current flow I_d through an RTD is not available, the derivation of an accurate closed-form expression for the harvested power is not feasible [12], [13]. Therefore, as in [8], in the following, we propose a *general parametrized non-linear* EH model to characterize the instantaneous power harvested at the RX. To this end, we model the dependency between the harvested power P_h and the received signal power ρ with the following piecewise function

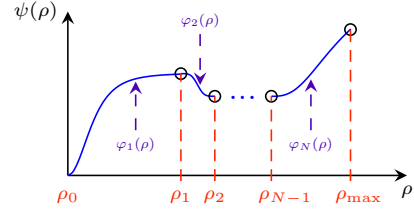


Fig. 3. Proposed general parametrized EH model for an RTD-based RX.

$\psi(\rho)$, see also in Fig. 3:

$$P_h \triangleq \psi(\rho) = \begin{cases} \varphi_1(\rho), & \text{if } \rho \in [\rho_0, \rho_1], \\ \varphi_2(\rho), & \text{if } \rho \in [\rho_1, \rho_2], \\ \dots & \\ \varphi_N(\rho), & \text{if } \rho \in [\rho_{N-1}, \rho_{\max}], \end{cases} \quad (3)$$

where function $\psi(\cdot)$ is defined in the domain $\mathcal{D}\{\psi\} = [\rho_0, \rho_{\max}]$ and ρ_{\max} is the maximum value of received signal power that does not drive the RTD into breakdown. Here, the number $N \in \mathbb{N}$ of monotonic functions $\varphi_n(\cdot)$ with $\mathcal{D}\{\varphi_n\} = [\rho_{n-1}, \rho_n], n \in \{1, 2, \dots, N-1\}$, $\mathcal{D}\{\varphi_N\} = [\rho_{N-1}, \rho_{\max}]$, and $0 \triangleq \rho_0 \leq \rho_1 \leq \rho_2 \leq \dots \leq \rho_N \triangleq \rho_{\max}$, that are needed for modelling $\psi(\cdot)$, depends on the number of critical points in the I-V characteristic and the breakdown voltage of the RTD. Furthermore, since the I-V characteristic of an RTD includes regions where I_d increases and decreases when U_d grows, as, for example, the intervals $(-\infty, U_d^1]$, $(U_d^1, U_d^2]$, and $(U_d^2, +\infty)$ in Fig. 2, we adopt parametrized monotonic increasing and decreasing functions $\varphi_n(\cdot)$ for odd and even values of n , i.e., $n \in \{1, 3, \dots\}$ and $n \in \{2, 4, \dots\}$ with $n \leq N$, respectively, as shown in Fig. 3. Finally, we express the average harvested power at the RX as a function of input pdf $f_s(s)$ as follows:

$$\bar{P}_{\text{harv}}(f_s) = \mathbb{E}_s\{\psi(|hs|^2)\}. \quad (4)$$

Here, we neglect the impact of noise since its contribution to the average harvested power is negligible [8]–[10].

Parametrized model of $\varphi_n(\cdot)$: Since an accurate analytical derivation of functions $\varphi_n(\cdot), n \in \{1, 2, \dots, N\}$, may not be feasible for an RTD-based EH circuit, for our numerical results in Section IV, we model $\varphi_n(\cdot), \forall n$, as a 5-parameter logistic function as follows [18]:

$$\varphi_n(\rho) = B_n + (\Phi_n - B_n) \left[1 + \theta_n(\rho - \rho_{n-1})^{\alpha_n} \right]^{-\beta_n}. \quad (5)$$

Here, $\Phi_n = \varphi_{n-1}(\rho_{n-1}), \forall n$, with $\Phi_1 = 0$, $B_n = \lim_{\rho \rightarrow \infty} \varphi_n(\rho)$, and parameters $\alpha_n, \beta_n, \theta_n \in \mathbb{R}_+$ characterize the non-linearity of $\varphi_n(\cdot), \forall n$. As in [8], these parameters can be obtained through a curve-fitting approach to optimize the matching between $\psi(\cdot)$ and measurement or simulation data. Furthermore, as in [3]–[10], we assume that all parameters of the RX circuit are perfectly known at the TX.

III. PROBLEM FORMULATION AND SOLUTION

In this section, we determine the tradeoff between the achievable information rate and the average harvested power at the RX. To this end, we formulate the following optimization problem:

$$\underset{f_s \in \mathcal{F}_A}{\text{maximize}} \quad I(f_s) \quad (6a)$$

$$\text{subject to} \quad \bar{P}_{\text{harv}}(f_s) \geq \bar{P}_{\text{harv}}^{\text{req}}, \quad (6b)$$

²When the RTD is driven into the region of negative resistance, i.e., when $U_d \in [U_d^1, U_d^2]$, the RTD exhibits an additional RF gain [12]. The analysis of the impact of this RF gain on the efficiency of EH and information decoding is an interesting direction for further research and is beyond the scope of this paper.

³We note that the discrepancy between the RTD I-V characteristic and measurement data for $U_d \in [U_d^1, U_d^2]$ in Fig. 2 is caused by non-idealities (parasitic oscillations) of the measurement setup adopted in [12].

where we obtain the input pdf $f_s(\cdot)$ that maximizes the mutual information $I(f_s)$ between signals s and y subject to a constraint on the required average power $\bar{P}_{\text{harv}}^{\text{req}}$ harvested at the RX. Here, $\mathcal{F}_{\bar{A}} = \{f_s \mid \mathcal{D}\{f_s\} \subseteq [0, \bar{A}], \int_s f_s(s) ds = 1\}$ denotes the set of feasible pdfs whose support does not exceed the maximum value $\bar{A} = \min\{A, \frac{\sqrt{\rho_{\text{max}}}}{|h|}\}$, such that the transmit signal amplitude is upper-bounded by A and the RTD is not driven into the breakdown.

In the following proposition, we first determine the condition when (6) is a feasible optimization problem.

Proposition 1. For a given $\bar{A} = \min\{A, \frac{\sqrt{\rho_{\text{max}}}}{|h|}\}$, optimization problem (6) is feasible if and only if $\bar{P}_{\text{harv}}^{\text{req}} \in [0, \bar{P}_{\text{max}}]$ with $\bar{P}_{\text{max}} = \max_{\rho \in [0, |h\bar{A}|^2]} \psi(\rho)$.

Proof. Please refer to Appendix A. ■

Proposition 1 highlights that for a given peak amplitude \bar{A} , the average power harvested at the RX is bounded by \bar{P}_{max} , and hence, a solution of (6) does not exist for $\bar{P}_{\text{harv}}^{\text{req}} > \bar{P}_{\text{max}}$. Since determining the optimal pdf that solves (6) is challenging, in the following, for a given \bar{A} and $\bar{P}_{\text{harv}}^{\text{req}} \in [0, \bar{P}_{\text{max}}]$, we derive the achievable mutual information as a suboptimal solution of (6).

Lemma 1. For any values of \bar{A} and $\bar{P}_{\text{harv}}^{\text{req}} \in [0, \bar{P}_{\text{max}}]$, the maximum mutual information $I_{\mathcal{F}_{\bar{A}}}^*$ as a solution of (6) is lower-bounded by

$$I_{\mathcal{F}_{\bar{A}}}^* \triangleq \max_{f_s \in \mathcal{F}_{\bar{A}}} I(f_s) \geq \max_{f_s \in \mathcal{F}_{\bar{A}}} J(f_s) \triangleq J_{\mathcal{F}_{\bar{A}}}^*, \quad (7)$$

where $\mathcal{F}_{\bar{A}} = \{f_s \mid f_s \in \mathcal{F}_{\bar{A}}, \bar{P}_{\text{harv}}(f_s) \geq \bar{P}_{\text{harv}}^{\text{req}}\}$ is the feasible set of (6), $J(f_s) = \frac{1}{2} \ln(1 + \frac{e^{2h_x(f_s)}}{2\pi e\sigma^2})$ is the achievable mutual information as function of pdf $f_s(\cdot)$, and $h_x(f_s)$ is the differential entropy of random variable $x = \sqrt{\psi(|hs|^2)}$ for a given $f_s(\cdot)$.

Proof. The proof follows along the lines of [17, Appendix A]. Specifically, utilizing the entropy power inequality, we express the maximum mutual information in (6) as follows:

$$I_{\mathcal{F}_{\bar{A}}}^* \triangleq \max_{f_s \in \mathcal{F}_{\bar{A}}} I(f_s) = \max_{f_s \in \mathcal{F}_{\bar{A}}} h_y(f_s) - h_n \quad (8)$$

$$\geq \max_{f_s \in \mathcal{F}_{\bar{A}}} \frac{1}{2} \ln(e^{2h_x(f_s)} + e^{2h_n}) - h_n = J_{\mathcal{F}_{\bar{A}}}^*, \quad (9)$$

where $h_y(f_s)$ and $h_n = \frac{1}{2} \ln(2\pi e\sigma^2)$ are the differential entropies of y for a given pdf $f_s \in \mathcal{F}_{\bar{A}}$ and AWGN n , respectively. This concludes the proof. ■

Lemma 1 shows that the maximum mutual information $I_{\mathcal{F}_{\bar{A}}}^*$ as a solution of (6) can be lower-bounded by the achievable mutual information $J_{\mathcal{F}_{\bar{A}}}^*$, which, in turn, is obtained as a solution of the optimization problem in (7). In the following, as a suboptimal solution of (6), we determine $J_{\mathcal{F}_{\bar{A}}}^*$ for given \bar{A} and $\bar{P}_{\text{harv}}^{\text{req}} \in [0, \bar{P}_{\text{max}}]$. First, in the following proposition, we show that for small required average harvested powers $\bar{P}_{\text{harv}}^{\text{req}}$, constraint (6b) in the definition of $\mathcal{F}_{\bar{A}}$ can be relaxed and the achievable information rate $J_{\mathcal{F}_{\bar{A}}}^*$ can be obtained in closed form.

TABLE I
TUNED PARAMETERS OF THE EH MODEL IN (3).

$N = 2, \rho_1 = 1.8 \text{ mW}, \rho_{\text{max}} = 2.4 \text{ mW}$	
$\varphi_1(\cdot)$	$\varphi_2(\cdot)$
$B = 7.16 \cdot 10^{-5}$	$B = 2.5 \cdot 10^{-5}$
$\alpha = 1.432$	$\alpha = 1.841$
$\beta = 0.778$	$\beta = 0.445$
$\theta = 2174.86$	$\theta = 956.75$

Proposition 2. For a given $\bar{A} = \min\{A, \frac{\sqrt{\rho_{\text{max}}}}{|h|}\}$ and required average harvested powers satisfying the constraint $\bar{P}_{\text{harv}}^{\text{req}} \leq \frac{1}{3}\bar{P}_{\text{max}}$, the achievable information rate is given by $J_{\mathcal{F}_{\bar{A}}}^* = \frac{1}{2} \ln(1 + \frac{\bar{P}_{\text{max}}}{2\pi e\sigma^2})$ and the corresponding pdf of x is $f_x^*(x) = \frac{1}{\sqrt{\bar{P}_{\text{max}}}}$ with $\mathcal{D}\{f_x^*\} = [0, \sqrt{\bar{P}_{\text{max}}}]$.

Proof. Please refer to Appendix B. ■

Proposition 2 demonstrates that if the required average harvested power $\bar{P}_{\text{harv}}^{\text{req}}$ is low, there is no tradeoff between the achievable information rate and the average harvested power and the corresponding $J_{\mathcal{F}_{\bar{A}}}^*$ can be computed in closed form. In the next proposition, we consider the case $\bar{P}_{\text{harv}}^{\text{req}} \in [\frac{1}{3}\bar{P}_{\text{max}}, \bar{P}_{\text{max}}]$ and characterize the corresponding achievable information rate $J_{\mathcal{F}_{\bar{A}}}^*$.

Proposition 3. For a given $\bar{A} = \min\{A, \frac{\sqrt{\rho_{\text{max}}}}{|h|}\}$ and a required average harvested power $\bar{P}_{\text{harv}}^{\text{req}} \in [\frac{1}{3}\bar{P}_{\text{max}}, \bar{P}_{\text{max}}]$, the achievable information rate $J_{\mathcal{F}_{\bar{A}}}^*$ as a solution of the optimization problem in (7) is given by

$$J_{\mathcal{F}_{\bar{A}}}^* = \frac{1}{2} \ln\left(1 + \frac{e^{2\mu_0 - 2\mu_2 \bar{P}_{\text{harv}}^{\text{req}}}}{2\pi e\sigma^2}\right). \quad (10)$$

Furthermore, the corresponding pdf of x is $f_x^*(x) = \exp(-\mu_0 + \mu_2 x^2)$, $x \in [0, \sqrt{\bar{P}_{\text{max}}}]$, where $\mu_0 = \mu_2 \bar{P}_{\text{max}} + \ln(\frac{\sqrt{\bar{P}_{\text{max}}}}{1 + 2\mu_2 \bar{P}_{\text{harv}}^{\text{req}}})$ and $\mu_2 \in \mathbb{R}_+$ is obtained as a solution of the following equation:

$$\ln(1 + 2\mu_2 \bar{P}_{\text{harv}}^{\text{req}}) + \ln(Ei(\sqrt{\mu_2 \bar{P}_{\text{max}}})) = \frac{1}{2} \ln\left(\frac{4\bar{P}_{\text{max}}\mu_2}{\pi}\right) + \mu_2 \bar{P}_{\text{max}}, \quad (11)$$

where $Ei(\cdot)$ denotes the imaginary error function.

Proof. Please refer to Appendix C. ■

Proposition 3 shows that if $\bar{P}_{\text{harv}}^{\text{req}} \in [\frac{1}{3}\bar{P}_{\text{max}}, \bar{P}_{\text{max}}]$, there is a tradeoff between the achievable information rate and the average harvested power and, for given \bar{A} and $\bar{P}_{\text{harv}}^{\text{req}}$, the achievable information rate $J_{\mathcal{F}_{\bar{A}}}^*$ is given by (10), where μ_2 is a solution of (11). We note that although determining a closed-form solution of (11) is not feasible in general, μ_2 can always be obtained numerically⁴ with any desired precision error via a one-dimensional grid search [19].

IV. NUMERICAL RESULTS

In the following, we determine the tradeoff between the mutual information and the average harvested power via simulations. We assume a line-of-sight between the TX and RX

⁴In our exhaustive numerical simulations, for any \bar{A} and $\bar{P}_{\text{harv}}^{\text{req}}$, we could always find a unique solution of (11).

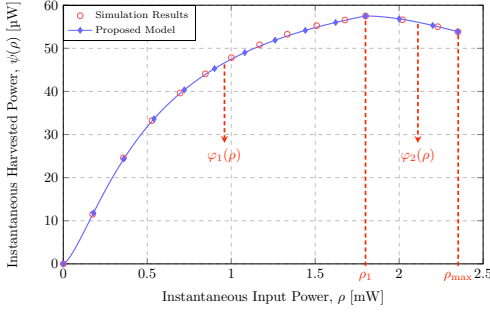


Fig. 4. Proposed EH model tuned to match the circuit simulation results.

and model the channel as $h = \tilde{h}\hat{h}$, where $\tilde{h} = \frac{c_l}{4\pi d f_c} \sqrt{G_T G_R}$ and \hat{h} are the large- and small-scale channel coefficients, respectively. Here, $G_T = G_R = 100$, c_l , $f_c = 100$ GHz, and $d = 0.3$ m are the TX and RX antenna gains, speed of light, carrier frequency, and distance between the TX and RX, respectively. Furthermore, we model the small-scale fading coefficient \hat{h} as a Rician distributed random variable with Rician factor 1 [10]. The noise variance at the output of the RX is set to $\sigma^2 = -50$ dBm. We average all simulation results over 1000 channel realizations.

First, we tune the parameters of the proposed general EH model $\psi(\rho)$ to match circuit simulation results. To this end, we model the RTD-based EH circuit in Fig. 1 with the circuit simulation tool Keysight ADS [14]. In particular, we utilize the RTD design developed in [12], which was matched to the measurement data reported in [12], see Fig. 2. The tuned EH model $\psi(\cdot)$ is shown in Fig. 4 and the corresponding model parameters are summarized in Table I.

We observe in Fig. 4 that $N = 2$ functions $\varphi_n(\cdot)$ are sufficient to model $\psi(\cdot)$. Furthermore, as expected, the instantaneous harvested power P_h grows with the input power for $\rho \in [0, \rho_1)$. Then, the instantaneous harvested power decreases when the input power $\rho \in [\rho_1, \rho_{\max}]$ grows until the maximum power level $\rho = \rho_{\max}$ is reached. This behaviour substantially differs from Schottky diode-based EH circuits, where the instantaneous harvested power is characterized by a monotonic non-decreasing function of the input power [6]–[10]. Finally, for high input powers exceeding $\rho = \rho_{\max}$, the RTD is driven into the breakdown, which has to be avoided since, when operating in the breakdown regime, the diode may be destroyed by a large reverse-bias current [11], see Fig. 2.

In Fig. 5, we plot the mutual information and average harvested power for different values of the maximum amplitude of the transmitted signal \bar{A} . To this end, for different values of required harvested power $\bar{P}_{\text{harv}}^{\text{req}} \in [0, \frac{1}{3}\bar{P}_{\text{max}}]$ and $\bar{P}_{\text{harv}}^{\text{req}} \in [\frac{1}{3}\bar{P}_{\text{max}}, \bar{P}_{\text{max}}]$, we first obtain the maximum achievable rates $J_{\mathcal{F}_{\bar{A}}}^*$ in Propositions 2 and 3, respectively. Next, for the pdfs f_s^* that yield $J_{\mathcal{F}_{\bar{A}}}^*$, we also plot in Fig. 5 the mutual information $I(f_s^*)$. Also, as a baseline scheme, we adopt Gaussian transmit symbols with mean $\frac{\bar{A}}{2}$ truncated to the interval $[0, \bar{A}]$. In particular, for a given value of \bar{A} , the corresponding values of mutual information $I(f_s)$ and average harvested power $\bar{P}_{\text{harv}}(f_s)$ for the baseline scheme in Fig. 5 are obtained by adjusting the variance σ_s of the truncated Gaussian f_s .

We observe in Fig. 5 that for any given required average

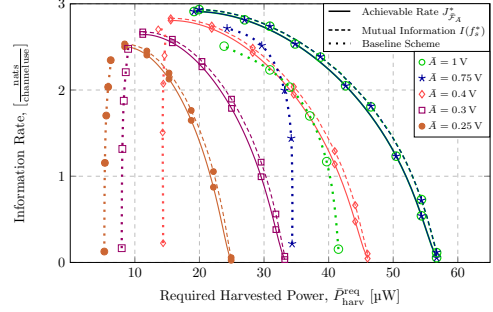


Fig. 5. Achievable rate-power regions for different values of \bar{A} .

harvested power $\bar{P}_{\text{harv}}^{\text{req}}$, the proposed SWIPT system is able to achieve significantly higher information rates than the baseline scheme. Thus, we conclude that Gaussian signals are highly suboptimal and an optimal design of the transmit symbol waveform is needed for efficient THz SWIPT. Furthermore, we also observe in Fig. 5 that for all \bar{A} and $\bar{P}_{\text{harv}}^{\text{req}}$, the gap between the mutual information $I(f_s^*)$ and the achievable rate $J_{\mathcal{F}_{\bar{A}}}^*$ is small. We note that for all considered values of \bar{A} , both the maximum achievable rate $J_{\mathcal{F}_{\bar{A}}}^*$ and the mutual information $I(\cdot)$ decrease as the required average harvested power increases. Thus, for any peak amplitude \bar{A} , there is a tradeoff between the achievable information rate $J_{\mathcal{F}_{\bar{A}}}^*$ and the harvested power $\bar{P}_{\text{harv}}(\cdot)$ that is characterized by the rate-power region in Fig. 5. Moreover, we note that for low maximum transmit signal amplitudes, which satisfy $\bar{A} < \frac{\sqrt{\rho_1}}{|h|}$, both the mutual information and the harvested power grow with \bar{A} . However, if the maximum received power at the RX satisfies $\bar{A} \geq \frac{\sqrt{\rho_1}}{|h|}$, i.e., for $\bar{A} \in \{0.75 \text{ V}, 1 \text{ V}\}$ in Fig. 5, the boundary of the rate-power regions does not change, and thus, the tradeoff between the mutual information and average harvested power of the THz SWIPT system is determined by the maximum instantaneous harvested power $\psi(\rho_1)$ in Fig. 4 and not by the value of \bar{A} .

V. CONCLUSIONS

In this work, we studied THz SWIPT systems, where the RXs were equipped with RTD-based EH circuits to extract both information and power from the received unipolar ASK-modulated signal. We proposed a general non-linear piecewise EH model, whose parameters were tuned to fit circuit simulation results. Next, we formulated an optimization problem for the maximization of the mutual information between the TX and RX signals subject to constraints imposed on the peak amplitude of the transmitted signal and the average harvested power at the RX. We derived a feasibility condition for this optimization problem, and for high and low required harvested powers, we derived the achievable information rate numerically and in closed form, respectively. Our simulation results showed a tradeoff between the achievable mutual information and the average harvested power. Finally, we observed that the proposed SWIPT system significantly outperforms a baseline scheme where truncated non-negative centered Gaussian transmit symbols were employed.

APPENDIX A: PROOF OF PROPOSITION 1

We note that for a given maximum transmit signal amplitude \bar{A} , the instantaneous harvested power can not exceed \bar{P}_{\max} . Then, the average power harvested at the RTD-based RX is upper-bounded by $\max_{f_s \in \mathcal{F}_{\bar{A}}} \bar{P}_{\text{harv}}(f_s) = \bar{P}_{\max}$. Thus, for any $\bar{P}_{\text{harv}}^{\text{req}} > \bar{P}_{\max}$, a solution of (6) does not exist. On the other hand, for any $\bar{P}_{\text{harv}}^{\text{req}} \in [0, \bar{P}_{\max}]$, there exists at least one pdf $f_s^1 = \delta(s - s_0) \in \mathcal{F}_{\bar{A}}$, where $s_0 \leq \bar{A}$ is chosen such that $\psi(|hs_0|^2) = \bar{P}_{\text{harv}}^{\text{req}}$, which satisfies constraint (6b) with equality. This concludes the proof.

APPENDIX B: PROOF OF PROPOSITION 2

First, we note that if the average power constraint (6b) in the definition of $\mathcal{F}_{\bar{A}}$ is not present, the differential entropy $h_x(f_s)$, and hence, function $J(f_s)$ with $f_s \in \mathcal{F}_{\bar{A}}$ are maximized if the pdf of x is uniform and given by f_x^* [17]. Furthermore, in this case, the maximum achievable information rate and the average harvested power can be expressed as $J(f_s) = J_{\mathcal{F}_{\bar{A}}}^*$ and $\bar{P}_{\text{harv}}^{\text{req}} = \mathbb{E}_x\{x^2\} = \frac{1}{3}\bar{P}_{\max}$, respectively. Thus, for $\bar{P}_{\text{harv}}^{\text{req}} \leq \frac{1}{3}\bar{P}_{\max}$, for the maximization of $J(\cdot)$, constraint (6b) can be relaxed and the optimal distribution of s that yields $J_{\mathcal{F}_{\bar{A}}}^*$ can always be obtained. This concludes the proof.

APPENDIX C: PROOF OF PROPOSITION 3

First, since x is a deterministic function of input signal s , we obtain $J_{\mathcal{F}_{\bar{A}}}^*$ for given \bar{A} and $\bar{P}_{\text{harv}}^{\text{req}} \geq \frac{1}{3}\bar{P}_{\max}$ as follows:

$$J_{\mathcal{F}_{\bar{A}}}^* = \max_{f_x \in \hat{\mathcal{F}}} J_x(f_x), \quad (12)$$

where $\hat{\mathcal{F}} = \{f_x | \mathcal{D}\{f_x\} \in [0, \sqrt{\bar{P}_{\max}}], \int_x f_x(x) dx = 1, \mathbb{E}_x\{x^2\} \geq \bar{P}_{\text{harv}}^{\text{req}}\}$ and

$$J_x(f_x) = \frac{1}{2} \ln \left(1 + \frac{e^{2\tilde{h}_x(f_x)}}{2\pi e \sigma^2} \right). \quad (13)$$

Here, $\tilde{h}_x(f_x) = -\int_x f(x) \ln(f(x)) dx$ is the differential entropy of x expressed as a function of pdf f_x . Furthermore, since function $J_x(\cdot)$ is monotonically increasing in $\tilde{h}_x(\cdot)$, for $\bar{P}_{\text{harv}}^{\text{req}} \in [\frac{1}{3}\bar{P}_{\max}, \bar{P}_{\max}]$, the pdf $f_x^* \in \hat{\mathcal{F}}$ solving (12) is the maximum entropy distribution, i.e., f_x^* yields the maximum value of $\tilde{h}_x(\cdot)$ among all pdfs satisfying $\mathcal{D}(f_x) \in [0, \sqrt{\bar{P}_{\max}}]$ and $\mathbb{E}_x\{x^2\} \geq \bar{P}_{\text{harv}}^{\text{req}}$ [17]. Exploiting the Karush–Kuhn–Tucker (KKT) conditions, it can be shown that the optimal pdf as solution of (12) is given by $f_x^*(x)$ in Proposition 3. Moreover, the corresponding differential entropy of x is given by

$$h_x(f_x^*) = -\int_x f_x^*(x) \ln(f_x^*(x)) dx = \mu_0 - \mu_2 \bar{P}_{\text{harv}}^{\text{req}}. \quad (14)$$

Finally, substituting (14) into (13), we obtain (10). This concludes the proof.

REFERENCES

- [1] H. Tataria, M. Shafi, A. F. Molisch, M. Dohler, H. Sjoland, and F. Tufvesson, "6G wireless systems: Vision, requirements, challenges, insights, and opportunities," *Proc. IEEE*, vol. 109, no. 7, pp. 1166–1199, Jul. 2021.
- [2] H. Sariyedeen, M.-S. Alouini, and T. Y. Al-Naffouri, "An overview of signal processing techniques for terahertz communications," *Proc. IEEE*, vol. 109, no. 10, pp. 1628–1665, Oct. 2021.
- [3] R. Zhang and C. K. Ho, "MIMO broadcasting for simultaneous wireless information and power transfer," *IEEE Trans. Wirel. Commun.*, vol. 12, no. 5, pp. 1989–2001, May 2013.

- [4] Z. Rong, M. S. Leeson, M. D. Higgins, and Y. Lu, "Simultaneous wireless information and power transfer for AF relaying nanonetworks in the terahertz band," *Nano Commun. Netw.*, vol. 14, pp. 1–8, Dec. 2017.
- [5] Y. Pan, K. Wang, C. Pan, H. Zhu, and J. Wang, "Self-sustainable reconfigurable intelligent surface aided simultaneous terahertz information and power transfer (STIPT)," *IEEE Trans. Wirel. Commun.*, vol. 21, no. 7, pp. 5420–5434, Jul. 2022.
- [6] J. Kim and B. Clerckx, "Wireless information and power transfer for IoT: Pulse position modulation, integrated receiver, and experimental validation," *IEEE Internet Things J.*, vol. 9, no. 14, pp. 12 378–12 394, Jul. 2022.
- [7] B. Clerckx, R. Zhang, R. Schober, D. W. K. Ng, D. I. Kim, and H. V. Poor, "Fundamentals of wireless information and power transfer: From RF energy harvester models to signal and system designs," *IEEE J. Sel. Areas Commun.*, vol. 37, no. 1, pp. 4–33, Jan. 2019.
- [8] E. Boshkovska, D. W. K. Ng, N. Zlatanov, and R. Schober, "Practical non-linear energy harvesting model and resource allocation for SWIPT systems," *IEEE Commun. Lett.*, vol. 19, no. 12, pp. 2082–2085, Dec. 2015.
- [9] R. Morsi, V. Jamali, A. Hagelauer, D. W. K. Ng, and R. Schober, "Conditional capacity and transmit signal design for SWIPT systems with multiple nonlinear energy harvesting receivers," *IEEE Trans. Commun.*, vol. 68, no. 1, pp. 582–601, Jan. 2020.
- [10] N. Shanin, L. Cottatellucci, and R. Schober, "Markov decision process based design of SWIPT systems: Non-linear EH circuits, memory, and impedance mismatch," *IEEE Trans. Commun.*, vol. 69, no. 2, pp. 1259 – 1274, Feb. 2021.
- [11] U. Tietze and C. Schenk, *Advanced Electronic Circuits*. Springer Science & Business Media, 2012.
- [12] S. Clochiatti, K. Aikawa, K. Arzi, E. Mutlu, M. Suhara, N. Weimann, and W. Prost, "Large-signal modelling of sub-THz InP triple-barrier resonant tunneling diodes," in *2020 Third Int. Workshop on Mobile Terahertz Syst. (IWMTS)*. IEEE, Jul. 2020.
- [13] M. Villani, S. Clochiatti, W. Prost, N. Weimann, and X. Oriols, "There is plenty of room for THz tunneling electron devices beyond the transit time limit," *IEEE Electron Device Lett.*, vol. 42, no. 2, pp. 224–227, Feb. 2021.
- [14] The Keysight Technologies, Inc., *Electronic Design Automation (EDA) Software, Advanced Design System (ADS), Version 2017*.
- [15] C. Yi, D. Kim, S. Solanki, J.-H. Kwon, M. Kim, S. Jeon, Y.-C. Ko, and I. Lee, "Design and performance analysis of THz wireless communication systems for chip-to-chip and personal area networks applications," *IEEE J. Sel. Areas Commun.*, vol. 39, no. 6, pp. 1785–1796, Jun. 2021.
- [16] F. Lemic, C. Han, and J. Famaey, "Idling energy modeling and reduction in energy harvesting terahertz nanonetworks for controlling software-defined metamaterials," *IEEE J. Emerg. and Sel. Topics Circuits and Syst.*, vol. 10, no. 1, pp. 88–99, Mar. 2020.
- [17] A. Lapidot, S. M. Moser, and M. A. Wigger, "On the capacity of free-space optical intensity channels," *IEEE Trans. Inf. Theory*, vol. 55, no. 10, pp. 4449–4461, Oct. 2009.
- [18] P. G. Gottschalk and J. R. Dunn, "The five-parameter logistic: A characterization and comparison with the four-parameter logistic," *Analytical Biochemistry*, vol. 343, no. 1, pp. 54–65, 2005.
- [19] I. D. Coope and C. J. Price, "On the convergence of grid-based methods for unconstrained optimization," *SIAM J. Optim.*, vol. 11, no. 4, pp. 859–869, Jan. 2001.