

# CHAMELEON: OutSystems Live Bidirectional Transformations

Hugo Lourenço  
OutSystems

hugo.lourenco@outsystems.com

João Costa Seco  
NOVA University Lisbon  
joao.seco@fct.unl.pt

Carla Ferreira  
NOVA University Lisbon  
carla.ferreira@fct.unl.pt

Tiago Simões  
OutSystems  
tiago.simoese@outsystems.com

Vasco Silva  
OutSystems  
vasco.silva@outsystems.com

Filipe Assunção  
OutSystems  
filipe.assuncao@outsystems.com

André Menezes  
OutSystems  
andre.menezes@outsystems.com

**Abstract**—In model-driven engineering, the bidirectional transformation of models plays a crucial role in facilitating the use of editors that operate at different levels of abstraction. This is particularly important in the context of industrial-grade low-code platforms like OutSystems, which feature a comprehensive ecosystem of tools that complement the standard integrated development environment with domain-specific builders and abstract model viewers.

We introduce CHAMELEON, a tool that enables the dynamic definition of a live bidirectional model transformation in a declarative manner by leveraging simple and intuitive component patterns. Through this approach, we can gradually define the view and synthesis paths to an abstract model built on top of a low-code metamodel.

We devise a standard parser-generating technique for tree-like models that builds upon extended grammar definitions with constraints and name binders. We allow for a greater overlap of model patterns that can still be disambiguated for a clear lens-like behaviour of the transformation.

CHAMELEON is evaluated in the fragment of the OutSystems language targeting the definition of user interfaces. To assess performance we used a large set of real OutSystems applications, with approximately 200K UI widgets, and a database of curated widget patterns. We found a worst-case processing time of 92ms for complete models in our benchmark, which is still suitable for the operation of an interactive model editor.

**Index Terms**—low-code, model transformation, virtualization

## I. INTRODUCTION

The holy grail of low-code frameworks is to serve a wide set of skilled professionals. Low-code allows non-expert developers to build software with a smooth learning curve, and provide experienced developers with a more productive environment.

Low-code platforms usually work in a specific domain by leveraging the full power of a given platform or domain-specific language (DSL). However, the adoption of a DSL or low-code approach is many times accompanied by a limited expressive power [1], thus forcing a set of programming patterns onto the developers. Model-based approaches and DSLs with unidirectional model transformations typically have a write-once nature where changes can only be done at the higher abstract level. When changes can also be performed on a more concrete level, they get lost if the higher abstract level evolves. In a scenario where an abstract representation

is shown to the users of the higher abstract levels, they are usually kept in the dark about the parts of the concrete model not captured in the more abstract model. In prior work, we defined a bidirectional approach to “application builders” [2], [3], [4] that does not have this write-once limitation [5], but still ignores the parts of the concrete model that application builders do not produce and do not fit the defined abstractions. The approach we followed in [5] is to define fixed transformations between abstract models. The transformations are specific to each “application builder” and the actual OutSystems application metamodel. For example, there is a builder for the design of business processes [3] and a builder that uses existing application screens to define the navigation of an application [2]. Such an approach is only suitable for an asynchronous editing process where a model is loaded onto a builder, modified, and then transformed back into the original metamodel.

In this paper, we present a multi-layered bidirectional model-based design that efficiently abstracts the concrete (native) model using a gradual approach. Although our approach can be applied to any part of the model, this paper focuses on the user interface, where concrete components are called (native) widgets and abstract components are called virtual widgets. We start with the current OutSystems application model and abstract a set of widget patterns, progressively defined by experts in a back-office application of the platform. The abstract model presented to the user, in a virtual widget tree, is considerably smaller than the native widget tree but, nevertheless, captures all the components that are not matched to any specified virtual widget pattern. This set of components left unmatched and not abstracted, are not hidden away, but remain visible to the user in the form of properly bounded native widgets. Our approach thus supports a gradual model transformation that allows the definition of new virtual widget patterns to capture more and more parts of the concrete model. Step by step, the complex widget tree of the native model is abstracted into a more intuitive and simpler virtual widget tree.

We specially focus on the efficiency of the parsing process to allow for changes in the application model to be immediately seen at the abstract level and vice-versa. We use parsing

generator techniques to efficiently scan and abstract a tree-like model. Unlike traditional bidirectional transformation engines that work by querying single graph-based patterns on a model one by one [6], [7], we use a parsing approach that tackles all patterns in a single pass. By improving on an existing, and slower, detection approach, we aim at having a live editing experience of the model that can support changes at different levels of abstraction.

CHAMELEON improves state-of-the-art virtualization techniques at OutSystems that take several tens of seconds to load and process a typical application model. In comparison, the new virtualization process takes less than 100 ms per application model and less than 10 ms per application screen. Furthermore, our approach can operate in smaller increments, parsing and showing only the screen that is currently relevant to the user. The overall objective is to support model editors to operate live at different levels of abstraction while covering the entirety of the low-code metamodel, and allow model visualization and edition by diverse developer profiles.

We introduce a metamodel for the virtual widgets that simultaneously defines the patterns to be captured in the abstract layer and the synthesis process for virtual widgets into the native model. We use component identifiers to bind different definitions and express the connection between properties of the native and abstract models. From the virtual widgets definition, we generate an attribute grammar with conditions [8], [9]. A virtual widget may consist of several different patterns, for instance a "Boolean Input" virtual widget can be represented either as a checkbox, a switch, or a group of two buttons representing the True and False alternatives. Pattern definitions may overlap - two grouped buttons may also be seen as a specific case of an "Enum Input" used to select between a fixed set of alternatives.

The grammar produced is inherently ambiguous, which we tackle by building a custom-defined generalized LR parser [10]. Noticeably, Tomita's GLR parsers [10] explore all alternatives in parallel, but we explore alternatives in sequence giving priority to shift-reduce conflicts to obtain the longest sequence (ensuring a higher level of virtualization). Our implementation incorporates backtracking as a way of recuperating from parsing errors and following to the next alternative.

To capture the substitution process of native widgets by virtual widgets, the original (native) metamodel is dynamically extended with additional classes to represent virtual widgets. The abstract metamodel is thus a proper extension of the native metamodel as it can fully represent native widget applications. Editors of the abstract model can still represent and preview native widgets, by using a complete widget tree and a preview functionality for native widgets, respectively.

We evaluate CHAMELEON using a benchmark with 239 application modules and approximately 4K screens containing around 200K UI widgets. We used a database of 106 patterns grouped in 31 virtual widgets. We found linear trends in both the efficiency and effectiveness of the approach when considering full application modules. In practice, the parsing

of one screen constitutes a negligible constant pass in the virtualization of individual screens with parsing times smaller than 10 ms, which enables its integration in an interactive and collaborative editor of abstract models.

In summary, the main contributions of this work are:

- The system architecture, described in section II, that allows the gradual definition of new patterns with dynamic extensions to the original metamodel and allows model editions at multiple levels of abstraction.
- A language to define virtual widgets that simultaneously defines patterns to be captured and the synthesis process for new components, also described in section III.
- A multi-layered bidirectional model-based design that efficiently abstracts the native model in a gradual approach. This means that the parsing process is a best-effort process that uses all the virtual widgets definitions available (section IV)
- A synthesis technique that allows the interchangeable use of the widget patterns of a virtual widget (section V).

We finalize the paper by using a benchmark in section VI to evaluate our approach and presenting a list of open problems that we leave for future work (section VIII).

In conclusion, the measure of impact is given by the fact that it is in the company's roadmap to be integrated into its main product.

## II. SYSTEM ARCHITECTURE

The components of the system are shown in the overall architecture diagram (Fig. 1) and cover the functionalities for three different personas: an *OutSystems Developer* that uses the current development environment and the native model to create applications; a *Pattern Designer* that uses the native model to define patterns to group and parametrize them to define virtual widgets; and the *Citizen Developer* [11], [12]. Citizen Developers, central to our work, create applications using virtual widgets. They use a virtual model editor that presents a simplified but loss-free widget tree that allows the editing and creation of new virtual widgets instances, the read-only preview of native widgets (part of the virtual metamodel), and also makes available selected operations that transform the native model directly and are encoded into the editor. Such low-level hard-coded operations are available for pragmatic and historical reasons to support basic construction operations in the virtual model editor that do not concern the creation of widgets (e.g. changing the data model in predefined ways.)

The virtual metamodel is generated having as input the definition of the native metamodel and the set of virtual widgets defined by the pattern designer. This is represented by the thick arrow on the left-hand side of the diagram. The virtual metamodel is then used by the virtual model editor to support its interactions. As expected, the native metamodel is the basis for the native model editor operations. The virtual widgets definitions are also used to generate the virtualization (parsing) and synthesis operations.

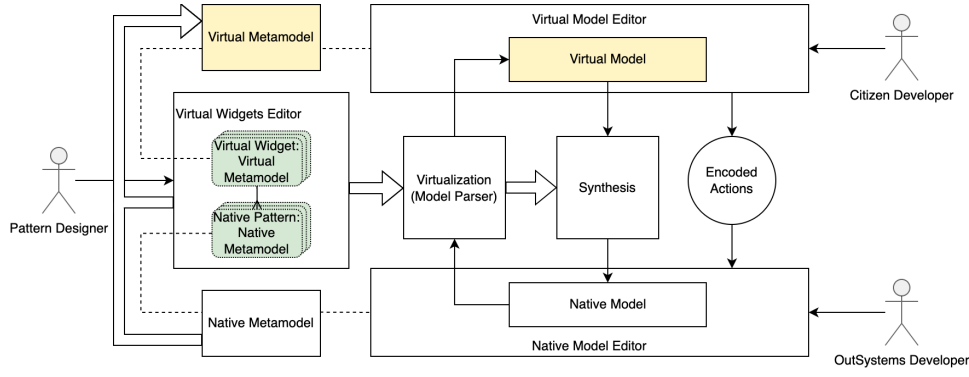


Fig. 1: Overview of the proposed approach

Request description

Approved

Yes No

Fig. 2: Request edit form

In section III we present a case study that will support the detailed description of our parsing method (described in section IV) and the synthesis process (in section V).

### III. CASE STUDY: UI PATTERNS

Our work focuses on simplifying the construction of user interfaces via the introduction of higher-level constructs that are simpler to manipulate and understand than the underlying model, the low-code OutSystems application model. In this section, we present a running example containing a simple form to edit a request in an imaginary corporate application (Fig. 2). The form allows the introduction of the description of the request along with approval information. In Fig. 3 we present the metamodel for defining forms, which is a subset of the actual OutSystems metamodel. A *Form* consists of a tree of *Widgets*. *Input* widgets are used to obtain data from the user and bind it to a state variable in the low-code application. *Input* widgets are specialized according to the data type: type *TextArea* is used for textual data, types *Checkbox* and *Switch* are tailored to boolean data, and type *ButtonGroup* is used for multiple alternatives, each represented by a *ButtonGroupItem* widget. The widget *Container* is a layout widget used to group other widgets. Widget *Label* is used for accessibility purposes, describing an associated input widget.

In Listing 1 we present the model of Fig. 2, and in Fig. 4a we depict the visual representation of the widget tree. For reasons which will become clear in the next section, we opted to present all models in XML notation.

In our example, the input "Approved" in the form is used to obtain boolean data. The developer chose a user-friendly representation *ButtonGroup* widget with two alternatives (*Yes* or *No*), but it would also be possible to use either a *Checkbox* widget or a *Switch* widget. This simple example illustrates that,

in general, there is more than one equivalent way to represent the same information (see Fig. 5).

Listing 1: Form model

```

1 <Form Id="f">
2   <Container Id="c1">
3     <Label Id="l1" Widget="ta">
4       <Text Id="t1" Style="bold" Value="Request
        description"/>
5     </Label>
6     <TextArea Id="ta"
        Variable="Request.Description"/>
7   </Container>
8   <Container Id="c2">
9     <Label Id="l2" Widget="bg">
10      <Text Id="t2" Style="bold" Value="Approved
        by Manager"/>
11    </Label>
12    <ButtonGroup Id="bg"
        Variable="Request.Approved">
13      <ButtonGroupItem Id="g1" Value="true">
14        <Text Id="t3" Value="Yes"/>
15      </ButtonGroupItem>
16      <ButtonGroupItem Id="g2" Value="false">
17        <Text Id="t4" Value="No"/>
18      </ButtonGroupItem>
19    </ButtonGroup>
20  </Container>
21 </Form>

```

A quick inspection of Listing 1, containing the native model for the example form, reveals a lot of repetition and unnecessary detail that the developer should not be concerned about. Each of the two inputs follows the same basic pattern: a *Label* containing a *Text* widget with a descriptive text, followed by an *Input* widget of arbitrary complexity bound to a variable. We can reduce the developer's effort by introducing higher-level elements, which we denote *virtual widgets*, with a simplified *API*: the developer should only have to decide which variable to bind to. The specific widget representation can then be chosen from a set of alternatives, manually or automatically, and, when needed, the initial value for the label text can be inferred from the variable.

In Fig. 6 we present the metamodel for virtual widgets, which is an extension of the native metamodel in Fig. 3. Whenever necessary and to avoid confusion, we refer to the concrete metamodel and its widgets as *native metamodel*

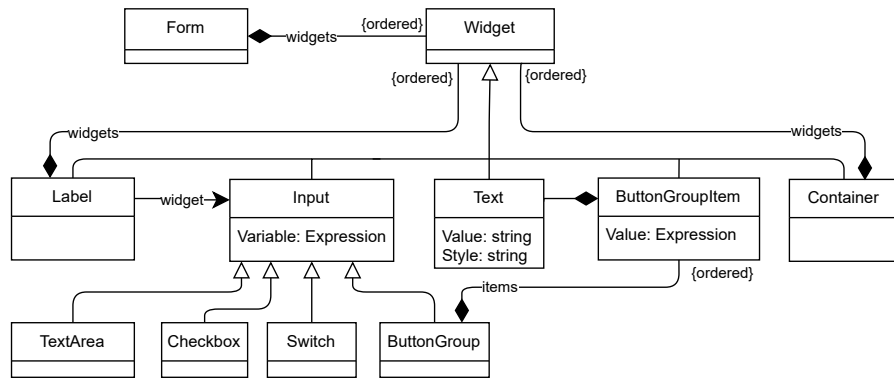


Fig. 3: Widgets Metamodel

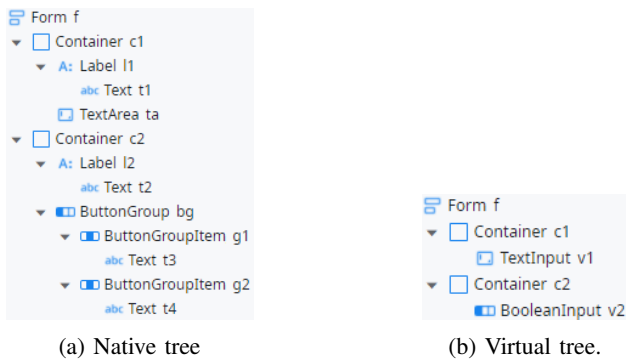


Fig. 4: Widget trees

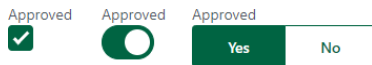


Fig. 5: Three ways of representing a boolean input

and *native widgets*. In our example, the virtual metamodel includes three new classes<sup>1</sup>: *TextInput*, *BooleanInput*, and *EnumInput*. Each of these widgets represent a labelled input, and thus contain the `Variable` and `Label` attributes. Each element may correspond to one of several different concrete patterns, which are identified by the `Pattern` property. The virtual metamodel contains slightly modified versions of the classes in the native metamodel where aggregation relations are relaxed to refer to the *Widget* base class instead of one of its subclasses<sup>2</sup>. For instance, compare the *ButtonGroup* virtual widget (Fig. 6) with its native counterpart (Fig. 3). The next section explains in detail why this change allows for the gradual transition between native and virtual models.

Taking advantage of the new virtual widgets *TextInput* and *BooleanInput*, we obtain a simplified virtual model (Listing 2). A side-by-side comparison of the native and virtual widget trees as they would be displayed in an IDE (Fig. 4) further highlights the reduction in complexity.

<sup>1</sup>The new classes are depicted with a yellow background in the metamodel diagram.

<sup>2</sup>The modified relations are depicted in red.

Listing 2: Form virtual model

```
1 <Form Id="f">
2   <Container Id="c1">
3     <TextInput Id="v1" Label="Request
4       description" Pattern="1"
5       Variable="Request.Description"/>
6   </Container>
7   <Container Id="c2">
8     <BooleanInput Id="v2" Label="Approved by
9       Manager" Pattern="3"
10      Variable="Request.Approved"/>
11  </Container>
12 </Form>
```

A virtual widget is defined by a list of properties and one or more patterns (see Table I). These patterns are used for representing virtual widgets in the virtual model, for viewing/parsing from native to virtual widgets, and for the synthesis of native widgets. Each pattern consists of a simplified native widget tree in which we only include the properties that must have a specific value for the pattern to be matched. Properties whose name is prefixed by `Default` are used only during the synthesis phase and do not contribute to the pattern matching phase. The pattern must also specify the binding of virtual widget properties to native widget properties. The last line in Table I, which provides a visual depiction of an instance of the pattern, was added for the convenience of the reader but is not part of the pattern definition.

In Table I we present the definition of the *BooleanInput* virtual widget. This virtual widget declares two properties: *Variable* and *Label*, and consists of three different patterns. A property is made optional by providing a default value expression, which is used exclusively during synthesis operations. In our example, the default value for property *Label* is obtained from the *Value* property, as specified by the `GetLabelFor(Value)` expression<sup>3</sup>. Pattern #1 consists of a *Label* widget containing a *Text* widget with identifier *t*, followed by a *Checkbox* widget with identifier *i*. The pattern specifies that the virtual property *Variable* is bound to the checkbox’s variable (i.e. *Variable* = *i.Variable*), and the

<sup>3</sup>The `GetLabelFor` function calculates a suitable human-readable label from a model expression.

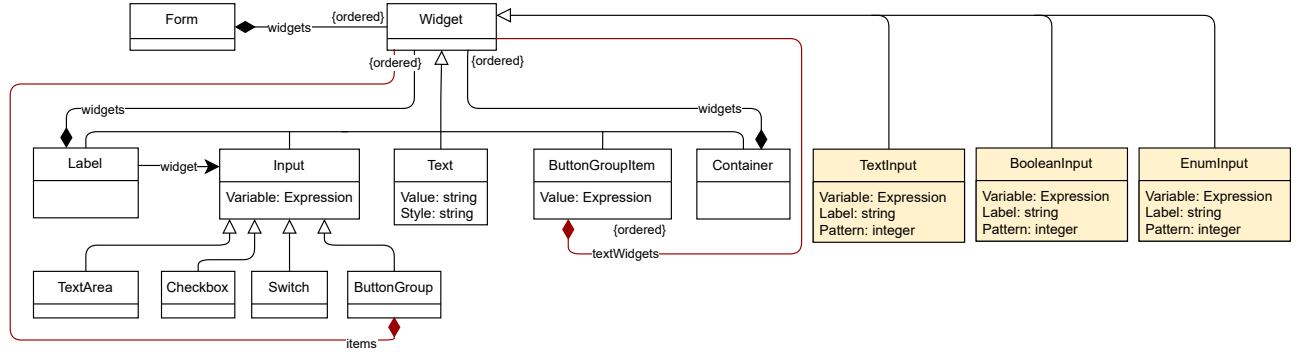


Fig. 6: Virtual Widgets Metamodel

Label property is bound to the text's value (i.e., `Label = t.Value`). Notice that we do not specify the Value of any of the Text widgets because any value is acceptable<sup>4</sup>. However, for the two ButtonGroupItem widgets of Pattern #3 we have explicitly specified their value to be `true` and `false`, respectively, because we only want to recognize that pattern in that particular case.

We check that patterns are well-formed with respect to the virtual widget definition (the pattern must provide bindings for each of the virtual widget properties) and the native metamodel, in order to ensure that the result of instantiating a virtual widget definition always results in correct native model.

This representation for virtual widgets is flexible enough to allow for easy and safe model transformation. For instance, the native model may have been initially defined with a set of widgets that match Pattern#3, then parsed onto the virtual model as a *BooleanInput* virtual widget. The developer can iteratively choose to use Pattern#1 instead, which is finally transformed back to the native model as a completely different set of native widgets. This allows the user to construct an application in more abstract terms, which allows for configuration steps that do not require complex weaving of properties, values, and widgets.

#### IV. THE BASIC MODEL PARSER

The virtualization process is accomplished using a parser-based approach. In this work, we produce a parser generator that takes as input a grammar that joins the virtual metamodel and a set of virtual widget definitions to produce a general parser [10] for concrete models. The input grammar for our running example is depicted in Fig. 7. The grammar is mechanically created from the definition of the virtual metamodel (Fig. 6) and the definitions for virtual widgets. Notice that this context-free grammar contains ambiguities between rules *BooleanInput.3* and *EnumInput.2*. Given the grammar ambiguity, it is necessary to use a parsing algorithm that explores all possible derivation trees of a word [13]. We adapted the parser generator algorithm proposed by Tomita [10] which provides an efficient parsing algorithm for this kind of grammar.

<sup>4</sup>We do provided default values for two of the Text widgets of Pattern #3 but these, as explained, do not affect the pattern matching phase.




In the grammar definition presented in Fig. 7, the non-terminal symbols are represented in *italics*. The terminal symbols represent native model instances and are denoted by XML tags, and have an optional subscript identifier and an optional superscript condition. Besides the structure of the main elements of the metamodel, the grammar includes rules for each one of the patterns of each virtual widget (rules *TextInput.1*, *BooleanInput.1*, *BooleanInput.2*, *BooleanInput.3*, and *EnumInput.1*), as well as rules for each of the extended native widgets.

The rules for virtual widgets are directly obtained from their definition. The definitions of Table I lead to rules *BooleanInput.1*, *BooleanInput.2*, and *BooleanInput.3*. For simplicity, we have omitted the definitions of the *TextInput* and *EnumInput* virtual widgets but included the corresponding rules in the grammar. Patterns can capture the identifiers of model widgets they match by providing an *Id* attribute, which corresponds to the terminal symbols subscripts in grammar rules, and bind it to variables in the semantic actions. Property value restrictions result in conditions that need to be met during parsing. Conditions are represented as superscripts in the grammar. For instance, in the *BooleanInput.3* rule the first occurrence of the `<ButtonGroupItem>` terminal is annotated with `Value = "true"`. When parsing, if the condition is not satisfied by the current token then the rule is immediately rejected. If no other rule is active at that point, the parser will backtrack to the previous most recent decision point. This approach is similar but less restrictive than the predicates of pred-LR(k) parsers [8], which requires exactly one predicate to true when there is more than one predicate in the currently active rules.

The grammar also includes rules for (extended) native widgets to enable the gradual extension of the virtual widget set. This ensures that every native model can be parsed into a virtual model, and the patterns that match the virtual widgets already defined are abstracted. Looking at our virtual model example (Listing 2), it can be seen that we have a mix of extended native widgets (*Form* and *Container*) and virtual widgets (*TextInput.1* and *BooleanInput.3*) in the same model.

The patterns in the definition of virtual widgets are allowed to overlap. In conjunction with the inclusion of rules for the

TABLE I: Boolean input patterns

BooleanInput(Expression Variable, string Label = GetLabelFor(Value))		
<b>Pattern#1</b> Variable = i.Variable Label = t.Value	<b>Pattern#2</b> Variable = i.Variable Label = t.Value	<b>Pattern#3</b> Variable = i.Variable Label = t.Value
<pre>&lt;Label&gt;   &lt;Text Id="t"/&gt; &lt;/Label&gt; &lt;Checkbox Id="i"/&gt;</pre>	<pre>&lt;Label&gt;   &lt;Text Id="t"/&gt; &lt;/Label&gt; &lt;Switch Id="i"/&gt;</pre>	<pre>&lt;Label&gt;   &lt;Text Id="t"/&gt; &lt;/Label&gt; &lt;ButtonGroup Id="i"&gt;   &lt;ButtonGroupItem Value="true"&gt;     &lt;Text Default.Value="Yes"/&gt;   &lt;/ButtonGroupItem&gt;   &lt;ButtonGroupItem Value="false"&gt;     &lt;Text Default.Value="No"/&gt;   &lt;/ButtonGroupItem&gt; &lt;/ButtonGroup&gt;</pre>
<div>Approved</div> 	<div>Approved</div> 	<div>Approved</div> 

<i>Form</i>	::=	<Form> <i>Widget</i> * </Form>	
<i>Widget</i>	::=	<i>VirtualWidget</i>	
		<i>NativeWidget</i>	
<i>VirtualWidget</i>	::=	<pre>&lt;Label&gt; &lt;Text/&gt;<sub>t</sub> &lt;/Label&gt; &lt;TextArea/&gt;<sub>i</sub> &lt;Label&gt; &lt;Text/&gt;<sub>t</sub> &lt;/Label&gt; &lt;Checkbox/&gt;<sub>i</sub> &lt;Label&gt; &lt;Text/&gt;<sub>t</sub> &lt;/Label&gt; &lt;Switch/&gt;<sub>i</sub> &lt;Label&gt; &lt;Text/&gt;<sub>t</sub> &lt;/Label&gt; &lt;ButtonGroup&gt;<sub>i</sub>   &lt;ButtonGroupItem&gt; <i>Value</i> = "true" &lt;Text/&gt; &lt;/ButtonGroupItem&gt;   &lt;ButtonGroupItem&gt; <i>Value</i> = "false" &lt;Text/&gt; &lt;/ButtonGroupItem&gt; &lt;/ButtonGroup&gt;</pre>	(TextInput.1) (BooleanInput.1) (BooleanInput.2)
		<pre>&lt;Label&gt; &lt;Text/&gt;<sub>t</sub> &lt;/Label&gt; &lt;ButtonGroup&gt;<sub>i</sub>   (&lt;ButtonGroupItem&gt; &lt;Text/&gt; &lt;/ButtonGroupItem&gt;)* &lt;/ButtonGroup&gt;</pre>	(BooleanInput.3)
<i>NativeWidget</i>	::=	<pre>&lt;ButtonGroup&gt; <i>Widget</i>* &lt;/ButtonGroup&gt; &lt;ButtonGroupItem&gt; <i>Widget</i>* &lt;/ButtonGroupItem&gt; &lt;Checkbox/&gt; &lt;Container&gt; <i>Widget</i>* &lt;/Container&gt; &lt;Label&gt; <i>Widget</i>* &lt;/Label&gt; &lt;Switch/&gt; &lt;Text/&gt; &lt;TextArea/&gt;</pre>	(EnumInput.1) (ButtonGroup) (ButtonGroupItem) (Checkbox) (Container) (Label) (Switch) (Text) (TextArea)

Fig. 7: Virtual Widget Grammar

native widgets, this leads to grammars with a high degree of ambiguity. As an example, consider the widget sequence of lines 9 to 19 of Listing 1. This sequence can be parsed in several different ways, namely using either rule *BooleanInput.3*, *EnumInput.1*, or *<Label>* followed by *<ButtonGroup>*. As mentioned before, we follow an approach inspired by Tomita's GLR parsers [10]. While Tomita explores all parsing trees in parallel, we keep an active parse tree at each time but remember past decisions in shift-reduce and reduce-reduce conflict situations, and thus allow backtracking. Notice that our goal is to find a parse tree as quickly as possible instead of finding all possible parse trees. According to our benchmark (detailed in section VI), backtracking happens at a rate of 2.6% per processed token which in practice leads to the parser converging quickly. When encountering a shift-reduce conflict we explore the shift route first and thus give priority to longer

sequences. For reduce-reduce conflicts, we explore the higher priority rule first, according to an explicit order fixed when defining the virtual widgets. Additionally, rules for virtual widgets have higher priority than rules for native widgets.

The semantic action for each virtual widget rule (which we are not representing in Fig. 7) amounts to creating an instance of the corresponding virtual widget. The properties for the instance are extracted from the native widgets according to the pattern property bindings. E.g., rule *Boolean.3* is used to reduce the widget sequence of lines 9 to 19 of Listing 1. Given the property bindings specified in Pattern #3 (Table I) we obtain the following mapping between terminals and model widgets:  $\{t \mapsto t1, i \mapsto bg\}$ . Moreover, this association results in the following values for the virtual widget properties (line 6 of Listing 2):

- Variable = Request.Description



- Label = "Request description"

The value for `Variable` is calculated as follows: 1) Pattern#3 specifies the binding `Variable = i.Variable`, 2) pattern widget `i` is matched with native widget `bg`, 3) replacing `i` by `bg` in the binding we `Variable = bg.Variable` 4) the value of `bg.Variable` is `Request.Description`.

Given the special circumstances of processing a concrete low-code model and having special conflict resolution policies and backtracking, we have developed our own GLR parser generator. The characteristics of our specific use case that made it difficult to directly use any of the widely available parser generators are the following:

- Grammar ambiguity: most parsers require the grammar to be non ambiguous. As explained above, our grammars are always ambiguous, by design.
- Ambiguity resolution and backtracking: shift-reduce and reduce-reduce conflicts are not solved in a single way. Instead, they represent alternatives that are explored in sequence and from which we may need to backtrack.
- Adapting to new virtual widget definitions: our grammar and the corresponding parser are generated on the fly (in memory). When a model is loaded in the IDE the most recent definitions are fetched.
- Conditions in terminal symbols: property value restrictions in the patterns are represented as conditions in the associated terminal symbols. Hard restrictions on the parsing time demand these conditions to be evaluated as soon as possible, instead of waiting until the semantic action (potentially) rejects the rule.

The inclusion of conditions in terminal symbols is crucial to the conciseness of our grammars and the efficiency of the parser. Conditions could be alternatively represented by cloning the relevant terminal symbols. E.g., given the existing conditions for terminal `ButtonGroupItem`, we can split it into three different terminals `<ButtonGroupItem_true>`, `<ButtonGroupItem_false>`, and `<ButtonGroupItem_other>` (plus the corresponding close tags), representing the three relevant cases for the value of the `Value` property: true, false, and any other expression. Rule *BooleanInput.3* can be readily converted to use the new terminal symbols, but rule *ButtonGroupItem* needs to be split into three different rules, each using one of the new terminals. Cloning terminal symbols would lead to a combinatorial explosion of the grammar, and an exponential increase in the number of states in the parser.

Notice that by construction the conditions on terminal symbols are always of the form *property = value*. Our parser generator takes advantage of this fact to efficiently generate the parser tables. An entry in the parser table specifies the actions to take (shift / reduce / none) for each terminal / non-terminal symbol based on the current token. In our representation, each action may include a decision table like the ones depicted in Table II showing a fragment of the parser table for our example grammar. When in state 32 of Table II we have processed the sequence

TABLE II: A fragment of the parser table

State	Token	
	<code>&lt;/ButtonGroup&gt;</code>	<code>&lt;ButtonGroupItem&gt;</code>
32	Reduce(EnumInput.1)	Shift(Value:{ true $\mapsto$ 37, other $\mapsto$ 36 })
48	Reduce(EnumInput.1)	Shift(Value:{ false $\mapsto$ 50, other $\mapsto$ 36 })

`<Label> <Text/> </Label> <ButtonGroup>`

At this point, and according to the parse table, the only expected tokens are `</ButtonGroup>` and `<ButtonGroupItem>`<sup>5</sup>. The first token results in a reduction action using rule *EnumInput.1* and the creation of an *EnumInput* virtual widget. The second token is more interesting. Recall that the *ButtonInput.3* rule has attached the condition `Value = "true"` for the first *ButtonGroupItem*. The parser table in Table II captures this information by specifying that a shift will happen and that the target state is determined by the value of the `Value` property: if the value is *true* it shifts to state 37, whereas any other value shifts to state 36.

## V. NATIVE MODEL SYNTHESIS

The virtual widget definitions are twofold, as depicted in Table I: they define the patterns used to produce the parser that virtualizes the native model and instantiates virtual widgets, and define how each virtual widget is mapped back to the native model, in this case, assigning several alternative mappings to the same virtual widget. The virtual model is transformed back into the native model (i.e. native model must be *synthesized*) in the following circumstances: 1) instantiation of virtual widgets, 2) switching the pattern of a virtual widget, 3) and changing the value of a virtual widget property.

Definitions of virtual widgets contain a set of property definitions, which are bound to the properties of native widgets using annotations in the native widget patterns and equations in each pattern to relate them. In the case of the virtual widget *BooleanInput* defined in Table I, the parameters are `Variable` of type *Expression* and `Label` of type *string*. Equations in this definition can be read in both ways – from the virtual widget to the native widget and vice-versa. During the virtualization phase, the equation `Variable = i.Variable` in Pattern#1 means that the value of the `Variable` property of the virtual widget is set with the value of the `Variable` property of the native widget *Checkbox* identified by `i`. During synthesis (which occurs when new virtual widget instances are created or the developer changes the pattern of an existing virtual widget), the same equation specifies that the value of the `Variable` property of the (newly created) native widget *Checkbox* identified by `i` is set with the value of the `Variable` property of the virtual widget.

<sup>5</sup>Any other token results in a parsing error and the parser backtracking to the most recent decision point.

TABLE III: Generated parser statistics for the OutSystems metamodel augmented with 31 virtual widgets

Grammar rule count	188
Parser state count	926
Shift-reduce conflicts count	216
Reduce-reduce conflicts count	982

The equations provide the value for some of the properties of the synthesized native widgets. The remaining properties are set if they have been specified in the pattern, either as matching values or default values. For instance, when instantiating Pattern#3 of *BooleanInput*, the Value for the first ButtonGroupItem widget is set to true, and the Value of its Text widget is set to Yes.

Additionally, all native widget properties are preserved when changing patterns if there is a corresponding widget in the target pattern. For instance, consider the virtual model Listing 2 and changing the *BooleanInput* instance with id v2 from Pattern#3 to Pattern#1. The widget with id t in Pattern#3 corresponds to the native widget with id t3 (Listing 1). Pattern#1 also contains a widget with id t. Consequently, the synthesized Text widget will have a non-empty value for property Style even though the pattern provides no value for the property. Listing 3 displays the resulting native model.

Listing 3: Result of changing *BooleanInput* from Pattern#3 to Pattern#1 (snippet)

```

1  <Label Id="l2" Widget="bg">
2    <Text Id="t2" Style="bold"
      Value="Approved by Manager"/>
3  </Label>
4  <Checkbox Id="bg"
      Variable="Request.Approved"/>
```

Of course, this bidirectional reading capability limits the kind of equations that can be used in the definition. At this point, we limit equations to directly reading/setting properties of virtual widgets and native widgets.

## VI. EVALUATION

We designed a performance benchmark with a set of large examples to test the efficiency and effectiveness of our method. In this batch, we used the real OutSystems metamodel (consisting of 30 native widget classes) augmented with 31 virtual widget definitions and 106 patterns in total, which corresponds to the totality of the gradually defined database of patterns at the time of testing. We used this set of virtual widget definitions to further assess the correctness of the parser generator process and also to sample the correctness of the synthesis process that consisted of switching between patterns. We ran a warmup process and repeated the experiments 9 times for each module, to drop the 2 highest and the 2 lowest values, thus reducing noise, and obtaining the parsing time in isolation. As can be seen in Table III, the generated parser is highly ambiguous.

To assess the efficiency and effectiveness of our approach we designed a simple experiment to use the virtual widget definitions in a large code base. Our sample consists of 239 OutSystems modules containing 3 718 screens, summing up a total of 198 072 native widgets. Fig. 8 shows the virtualization (parsing) time per number of native widgets in every module using a double logarithmic scale, to allow depicting small and large applications simultaneously. We found a clear linear trend ( $t = 0.0336 * n - 0.0277$ ) in the parsing time in milliseconds ( $t$ ) with a  $33.6\mu s$  increase in parsing time for every new widget parsed ( $n$ ). The coefficient of determination of the linear regression ( $R^2 = 0.611$ ), with  $p$ -value  $< 0.001$ , shows that there is a good fit, but there are still several cases where the time is not linearly related to the number of native widgets. The chart of Fig. 8 shows that about 14% of cases are slower than the trendline, which is visible by the existence of outliers visible in the chart. In our raw data, we observe that the longest parsing time for a module is about  $92ms$ , which is still within the range of acceptable times for an interactive system, where  $100ms$  is the reference number for the time limit for a user to feel that they are manipulating objects live in a user interface [14]. In most cases, the time is quite short, and the reasons for the outliers are related to extreme cases of ambiguity that triggers excessive backtracking in the parsing process. Most of the more direct ambiguous cases are immediately dealt by the GLR parsing algorithm that is set to select the longest sequence of native widgets.

As far as effectiveness is concerned, we observe, in Fig. 9, that the average number of widgets that is abstracted ( $v$ ) is even steadier with a linear trend ( $v = 0.444 * n + 1.3$ ) with a high coefficient of determination ( $R^2 = 0.977$ ) and  $p$ -value  $< 0.001$ . The ratio is mostly constant and close to 1:2, which means that on average the number of widgets is reduced to half in the abstract model with only 31 virtual widgets definitions. It is expected that this ratio increases with the gradual addition of new virtual widgets definitions.

As depicted in Table III, the parser that we generated for our benchmark is highly ambiguous. The large number of reduce-reduce conflicts is due to the overlap of virtual widget and native widget rules. However, the high degree of ambiguity has a very low practical impact on the parser performance. The statistics of Table IV back our claim. The parser processes a total of 307 884 tokens when running our full benchmark. In an ideal scenario where backtracking never occurs, an equal amount of shift operations is expected, i.e. each token is processed exactly once. As can be seen, the total number of shift operations is higher (318 515), but not by a large margin - on average the parser runs 1.035 shift operations per input token. Conflicts are encountered at 7.95% of the tokens. Notice that a conflict corresponds to the availability of multiple parser actions for the same lookahead token, which our parser handles by prioritizing one of the rules and keeping track of the remaining ones in case it needs to backtrack. Backtracking occurs at a lower rate of 2.57%. A lower value is expected because not all conflicts lead to backtracking. The impact of backtracking is low. A total of 10 631 of tokens had to be



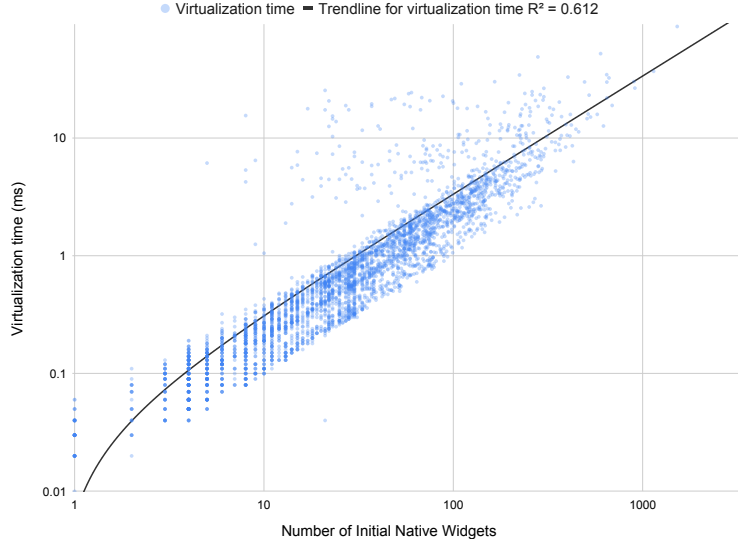


Fig. 8: Parsing time per number of native widgets (log-log)

TABLE IV: Benchmark parsing statistics

Total input token count	307 884
Shift operations count	318 515
Total conflict count	24 477
Backtracking operations count	7 927
Total backtracked tokens	10 631
Average shift operations per input token	1.035
Conflict rate per input token	7.95%
Backtracking rate per input token	2.57%
Average backtracked tokens per backtracking operation	1.341

backtracked, i.e. reprocessed. On average, backtracking results in going back 1.341 tokens.

In summary, these results show that our gradual approach is suitable for a live bidirectional transformation of models that allows simultaneous editing of application models at different levels of abstraction without overriding or losing any detail in the model visualization or synthesis.

## VII. RELATED WORK

Bidirectional transformations have been applied in a variety of contexts [15]. For instance, in the database community there is an extensive body of work regarding the view-update mechanism [16], [17], [18], [19]. Hence, there are multiple scenarios where a focus on the efficiency of these transformations is crucial.

In the context of Model-Driven Engineering (MDE) bidirectional transformations play a critical role [6], [20] where it is the cornerstone to define flexible Model-to-Model transformations (M2M). Guerra et al. [20] argue that M2M transformations are usually expressed through specialised M2M transformation languages and are mostly focused on the implementation phase. Their work [20] addresses this issue by proposing a family of languages to cover the full transformation development life cycle. Our approach can be seen as an

instance of the methodology proposed in [20] as we cover the whole lifecycle phases of the transformation development in our tool, from the requirements to the design and validation. By providing a back office and a metamodel to define virtual widgets, we are enabling pattern designers to extend the transformation, and by providing validations in this editor we are ensuring that the produced transformation is correct every step of the way.

Comparing CHAMELEON with M2M approaches as EMF [21] or MPS [22], [23] the disadvantage is that those approaches define transformations as external to the language itself (cf. ATL [24], [25]). CHAMELEON uses the native metamodel, extended with name binders and equations to express the patterns for virtualization and synthesis.

Triple Graph Grammars (TGGs) [26], [27] are a rule-based approach proposed to define transformations between graph-based languages while maintaining the bidirectional relationships between input and output elements. TGGs are particularly useful to synchronise different models and determine the compatibility of source and target models, which in CHAMELEON is (mostly) ensured by construction as the metamodel for virtual widgets subsumes the metamodel for native virtual widgets. But a more critical issue with TGGs is efficiency, as parsing algorithms for TGGs are complex and naive solutions may lead to an exponential analysis [27]. Even by constraining TGG expressivity, at best, dedicated parsers have polynomial complexity. In contrast, CHAMELEON has a linear parsing algorithm, which is possible since it deals with abstract syntax trees. In the low-code setting of CHAMELEON there are graph-based structures similar to flow charts (action flows) that can nevertheless be expressed as structured (tree-like code) and thus processed efficiently.

Viatra [28], [29] uses formal mathematical techniques of graph transformation and abstract state machines. This framework can perform complex transformations by using

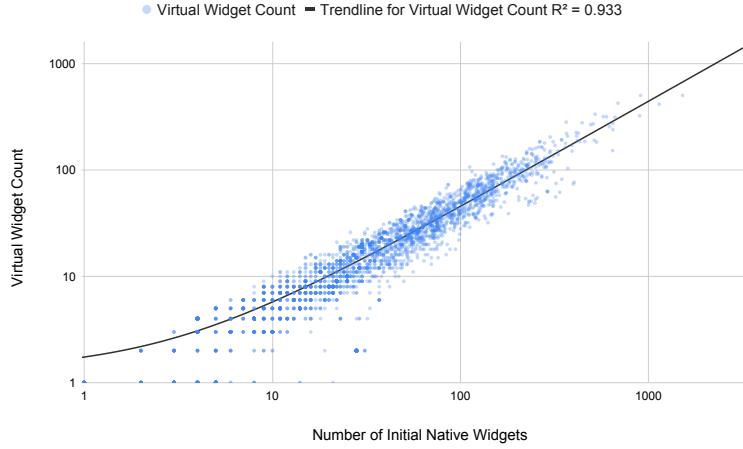


Fig. 9: Number of virtual widgets parsed per number of initial native widgets (log-log)

an incremental pattern matching approach that enables the determination and updating of matches after modifications are made incrementally. Nevertheless, the execution time of the transformations can be significant for large models, hindering their use in interactive systems.

QVT [30], [31], [32] is a family of MDE languages that provide a standard for (mainly) defining model transformations between different types of models. QVT relations [30] supports complex object pattern matching and object template creation with correspondences between domains are specified as relations. In particular, QVT relational uses a strategy where it applies simultaneously all matches of translation rules to a given input model and then merges the resulting output model elements. However, this approach tends to be prone to errors and demands a deep understanding of how the rules match and interact with each other [33]. As a result, available QVT relational tools can yield significantly different outcomes when processing the same input [7].

The works [34], [35] address concurrent model synchronization, where transformations may be applied simultaneously to source and target models. Currently CHAMELEON does not support this feature, but we are exploring how to include concurrent model synchronization in our solution.

## VIII. FUTURE WORK

While CHAMELEON represents a promising approach to model-driven engineering, it is important to note that it is not a fully general solution. Specifically, CHAMELEON does not cover models that are intrinsically graph structures as these scenarios do not typically arise in the OutSystems context.

One of the constraints we imposed in this work is that the model only uses simple parser conditions on enumeration values. Although our implementation is capable of handling general conditions, we found that this restriction can lead to a combinatorial explosion of states in the parser, which hinders the interactivity of the system. However, in practice,

this restriction has shown it is not a limitation in the definition of virtual widgets.

In the present proposal, one open issue that may influence the results is the amount of backtracking that occurs during the parsing process. In the future, we plan to deeply study the cases where backtracking is necessary and find ways to avoid or optimize it.

We also identify possible extensions of this work to integrate it further. One of the most important extensions is to allow the definition of virtual widgets using prior developed template language OSTRICH [36], [37], [38]. The visualization of the model using templates allows for greater reuse of code and links this system with a database of curated patterns that already exist in the platform. Also, the binding mechanism would benefit from using template parameters instead of the direct binding of names to the model.

## IX. CONCLUSIONS

In this work, we studied the application of standard parsing techniques to implement model abstraction and the definition of linked native patterns to define a virtual widget. Virtual widgets, defined in a metamodel as an extension of the native metamodel, lead to a simplified visualization of the model in widget trees without discarding any part of the model.

By allowing the incremental definition of the correspondence between virtual widgets with native widget patterns and name binders with equations, we support a gradual approach to the virtualization of a low-code metamodel thus raising even further the abstraction level of the native language.

The virtual metamodel we introduce is dynamic, produced from a set of virtual widget definitions, and then instantiated in an efficient model parser. We evaluated the resulting system according to efficiency and effectiveness parameters using a significantly large benchmark of real (low) code. All in all, the approach is shown suitable for collaborative and interactive editing of the low-code at different abstraction levels simultaneously.

## REFERENCES

- [1] E. Visser, “WebDSL: A case study in domain-specific language engineering,” in *Generative and Transformational Techniques in Software Engineering (GTTSE 2007)*, ser. Lecture Notes in Computer Science, R. Lammel, J. Saraiva, and J. Visser, Eds. Springer, 2008.
- [2] OutSystems. (2019) Experience builder. [Online]. Available: <https://www.outsystems.com/low-code-platform/experience-builder/>
- [3] —. (2019) Workflow builder. [Online]. Available: <https://www.outsystems.com/low-code-platform/workflow-builder/>
- [4] —. (2019) Integration builder. [Online]. Available: <https://www.outsystems.com/low-code-platform/integration-builder/>
- [5] J. Ramalho, H. Lourenço, and J. C. Seco, “From builders to editors: Bidirectional transformations of low-code models,” in *ACM/IEEE International Conference on Model Driven Engineering Languages and Systems Companion, MODELS 2021 Companion, Fukuoka, Japan, October 10-15, 2021*. IEEE, 2021, pp. 108–117. [Online]. Available: <https://doi.org/10.1109/MODELS-C53483.2021.00022>
- [6] N. Kahani, M. Bagherzadeh, J. R. Cordy, J. Dingel, and D. Varró, “Survey and classification of model transformation tools,” *Softw. Syst. Model.*, vol. 18, no. 4, pp. 2361–2397, 2019.
- [7] J. Greenyer and E. Kindler, “Comparing relational model transformation technologies: implementing query/view/transformation with triple graph grammars,” *Softw. Syst. Model.*, vol. 9, no. 1, pp. 21–46, 2010.
- [8] T. J. Parr, R. Quong, and H. Dietz, “The use of predicates in LL (k) and LR (k) parser generators (technical summary),” Purdue University, Tech. Rep. 7-1-1993, 1993.
- [9] T. J. Parr and R. W. Quong, “ANTLR: A predicated-LL(k) parser generator,” *Softw. Pract. Exp.*, vol. 25, no. 7, pp. 789–810, 1995.
- [10] M. Tomita, “An efficient augmented-context-free parsing algorithm,” *Comput. Linguistics*, vol. 13, no. 1-2, pp. 31–46, 1987.
- [11] OutSystems. (2022) What is citizen developer? [Online]. Available: <https://www.outsystems.com/glossary/what-is-citizen-developer/>
- [12] —. (2022) Low-code vs. traditional development: An architect’s perspective. [Online]. Available: <https://www.outsystems.com/blog/posts/low-code-vs-traditional-development/>
- [13] D. E. Knuth, “On the translation of languages from left to right,” *Inf. Control.*, vol. 8, no. 6, pp. 607–639, 1965.
- [14] S. K. Card, G. G. Robertson, and J. D. Mackinlay, “The information visualizer, an information workspace,” in *Proceedings of the SIGCHI Conference on Human Factors in Computing Systems*, ser. CHI ’91. New York, NY, USA: Association for Computing Machinery, 1991, p. 181–186. [Online]. Available: <https://doi.org/10.1145/108844.108874>
- [15] K. Czarnecki, J. N. Foster, Z. Hu, R. Lämmel, A. Schürr, and J. F. Terwilliger, “Bidirectional transformations: A cross-discipline perspective,” in *Theory and Practice of Model Transformations - 2nd International Conference, ICMT@TOOLS 2009, Zurich, Switzerland, June 29-30, 2009. Proceedings*, ser. Lecture Notes in Computer Science, R. F. Paige, Ed., vol. 5563. Springer, 2009, pp. 260–283. [Online]. Available: [https://doi.org/10.1007/978-3-642-02408-5\\_19](https://doi.org/10.1007/978-3-642-02408-5_19)
- [16] F. Bancilhon and N. Spyrtos, “Update semantics of relational views,” *ACM Trans. Database Syst.*, vol. 6, no. 4, p. 557–575, dec 1981.
- [17] Y. Masunaga, “A relational database view update translation mechanism,” in *Tenth International Conference on Very Large Data Bases, August 27-31, 1984, Singapore, Proceedings*, U. Dayal, G. Schlageter, and L. H. Seng, Eds. Morgan Kaufmann, 1984, pp. 309–320. [Online]. Available: <http://www.vldb.org/conf/1984/P309.PDF>
- [18] G. Gottlob, P. Paolini, and R. Zicari, “Properties and update semantics of consistent views,” *ACM Trans. Database Syst.*, vol. 13, no. 4, p. 486–524, oct 1988.
- [19] A. Bohannon, B. C. Pierce, and J. A. Vaughan, “Relational lenses: a language for updatable views,” in *Proceedings of the Twenty-Fifth ACM SIGACT-SIGMOD-SIGART Symposium on Principles of Database Systems, June 26-28, 2006, Chicago, Illinois, USA*, S. Vansummeren, Ed. ACM, 2006, pp. 338–347. [Online]. Available: <https://doi.org/10.1145/1142351.1142399>
- [20] E. Guerra, J. de Lara, D. S. Kolovos, R. F. Paige, and O. M. dos Santos, “transml: A family of languages to model model transformations,” in *Model Driven Engineering Languages and Systems - 13th International Conference, MODELS 2010, Oslo, Norway, October 3-8, 2010. Proceedings, Part I*, ser. Lecture Notes in Computer Science, D. C. Petriu, N. Rouquette, and Ø. Haugen, Eds., vol. 6394. Springer, 2010, pp. 106–120.
- [21] D. Steinberg, F. Budinsky, M. Paternostro, and E. Merks, *EMF: Eclipse Modeling Framework*, 2nd ed., ser. Eclipse Series. Upper Saddle River, NJ: Addison-Wesley, 2009.
- [22] JetBrains, “Jetbrains meta programming system,” 2020, <http://github.com/JetBrains/MPS>. Last visited in 2022-05-11.
- [23] V. Pech, A. Shatalin, and M. Voelter, “JetBrains MPS as a tool for extending Java,” in *Proceedings of the 2013 International Conference on Principles and Practices of Programming on the Java Platform: Virtual Machines, Languages, and Tools, Stuttgart, Germany, September 11-13, 2013*. ACM, 2013, pp. 165–168. [Online]. Available: <https://doi.org/10.1145/2500828.2500846>
- [24] F. Jouault, F. Allilaire, J. Bézivin, and I. Kurtev, “ATL: A model transformation tool,” *Sci. Comput. Program.*, vol. 72, no. 1-2, pp. 31–39, 2008. [Online]. Available: <https://doi.org/10.1016/j.scico.2007.08.002>
- [25] “Atlas transformation language,” 2015, [https://wiki.eclipse.org/ATL/User\\_Guide](https://wiki.eclipse.org/ATL/User_Guide). Last visited in 2022-05-11.
- [26] A. Schürr, “Specification of graph translators with triple graph grammars,” in *Graph-Theoretic Concepts in Computer Science, 20th International Workshop, WG ’94, Herrsching, Germany, June 16-18, 1994. Proceedings*, ser. Lecture Notes in Computer Science, E. W. Mayr, G. Schmidt, and G. Tinhofer, Eds., vol. 903. Springer, 1994, pp. 151–163.
- [27] A. Anjorin, E. Leblebici, and A. Schürr, “20 years of triple graph grammars: A roadmap for future research,” *Electron. Commun. Eur. Assoc. Softw. Sci. Technol.*, vol. 73, 2015.
- [28] I. Ráth, G. Bergmann, A. Ökrös, and D. Varró, “Live model transformations driven by incremental pattern matching,” in *Theory and Practice of Model Transformations - 1st International Conference, ICMT@TOOLS 2008, Zurich, Switzerland, July 1-2, 2008. Proceedings*, ser. Lecture Notes in Computer Science, A. Vallecillo, J. Gray, and A. Pierantonio, Eds., vol. 5063. Springer, 2008, pp. 107–121.
- [29] D. Varró, G. Bergmann, Á. Hegedüs, Á. Horváth, I. Ráth, and Z. Ujhelyi, “Road to a reactive and incremental model transformation platform: three generations of the VIATRA framework,” *Softw. Syst. Model.*, vol. 15, no. 3, pp. 609–629, 2016.
- [30] “Atlas transformation language,” 2016, <https://www.omg.org/spec/QVT>. Last visited in 2023-04-11.
- [31] P. Stevens, “Bidirectional model transformations in QVT: semantic issues and open questions,” in *Model Driven Engineering Languages and Systems, 10th International Conference, MoDELS 2007, Nashville, USA, September 30 - October 5, 2007. Proceedings*, ser. Lecture Notes in Computer Science, G. Engels, B. Opdyke, D. C. Schmidt, and F. Weil, Eds., vol. 4735. Springer, 2007, pp. 1–15.
- [32] —, “Bidirectional model transformations in QVT: semantic issues and open questions,” *Softw. Syst. Model.*, vol. 9, no. 1, pp. 7–20, 2010.
- [33] F. Klar, “Efficient and compatible bidirectional formal language translators based on extended triple graph grammars,” Ph.D. dissertation, Technische Universität, Darmstadt, February 2012. [Online]. Available: <http://tuprints.ulb.tu-darmstadt.de/2894/>
- [34] F. Hermann, H. Ehrig, C. Ernel, and F. Orejas, “Concurrent model synchronization with conflict resolution based on triple graph grammars,” in *Fundamental Approaches to Software Engineering - 15th International Conference, FASE 2012, Tallinn, Estonia, March 24 - April 1, 2012. Proceedings*, ser. Lecture Notes in Computer Science, J. de Lara and A. Zisman, Eds., vol. 7212. Springer, 2012, pp. 178–193.
- [35] Y. Xiong, H. Song, Z. Hu, and M. Takeichi, “Synchronizing concurrent model updates based on bidirectional transformation,” *Softw. Syst. Model.*, vol. 12, no. 1, pp. 89–104, 2013.
- [36] H. Lourenço, C. Ferreira, and J. C. Seco, “OSTRICH - A type-safe template language for low-code development,” in *24th International Conference on Model Driven Engineering Languages and Systems, MODELS 2021, Fukuoka, Japan, October 10-15, 2021*. IEEE, 2021, pp. 216–226. [Online]. Available: <https://doi.org/10.1109/MODELS50736.2021.00030>
- [37] J. C. Seco, H. Lourenço, J. Parreira, and C. Ferreira, “Nested OSTRICH: hatching compositions of low-code templates,” in *Proceedings of the 25th International Conference on Model Driven Engineering Languages and Systems, MODELS 2022, Montreal, Quebec, Canada, October 23-28, 2022*, E. Syriani, H. A. Sahraoui, N. Bencomo, and M. Wimmer, Eds. ACM, 2022, pp. 210–220. [Online]. Available: <https://doi.org/10.1145/3550355.3552442>
- [38] H. Lourenço, C. Ferreira, J. Costa Seco, and J. Parreira, “OSTRICH: a rich template language for low-code development (extended version),” *Software and Systems Modeling*, vol. 72, no. 1-2, pp. 1–19, 2022.