

Near-realtime Facial Animation by Deep 3D Simulation Super-Resolution

HYOJOON PARK, University of Wisconsin-Madison, USA
 SANGEETHA GRAMA SRINIVASAN, University of Wisconsin-Madison, USA
 MATTHEW CONG, Nvidia, USA
 DOYUB KIM, Nvidia, USA
 BYUNGSOO KIM, Nvidia, USA
 JONATHAN SWARTZ, Nvidia, USA
 KEN MUSETH, Nvidia, USA
 EFTYCHIOS SIFAKIS, University of Wisconsin Madison, USA and Nvidia, USA

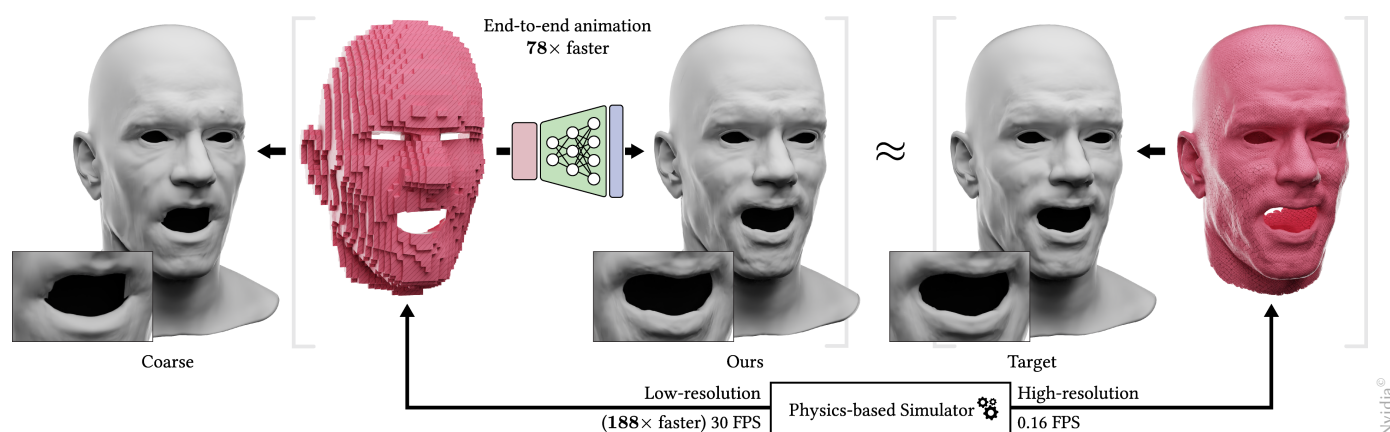


Fig. 1. From left to right: Facial animation resulting from low-resolution simulation (Coarse), embedding low-resolution 3D mesh (red) simulating at 30 FPS, result of our simulation super-resolution framework (Ours), result from a corresponding off-line high-resolution simulation (Target), conforming high-resolution 3D mesh simulating at 0.16 FPS. Note the similarities between our result (Ours) and that from the high-resolution simulation (Target), which both differ from the result obtained by the low-resolution simulation (Coarse), especially around the mouth and chin area. Our simulation super-resolution achieves an effective 12 FPS, i.e. $78\times$ faster than the high-resolution simulation. The low- and high-resolution meshes have 73 thousand and 1.9 million tetrahedra respectively, corresponding to a coarsening of $26\times$, and both simulations are accelerated with CUDA.

We present a neural network-based simulation super-resolution framework that can efficiently and realistically enhance a facial performance produced by a low-cost, realtime physics-based simulation to a level of detail that closely approximates that of a reference-quality off-line simulator with much higher resolution ($26\times$ element count in our examples) and accurate physical modeling. Our approach is rooted in our ability to construct – via simulation – a training set of paired frames, from the low- and high-resolution simulators respectively, that are in semantic correspondence with each other. We use face animation as an exemplar of such a simulation domain, where creating

this semantic congruence is achieved by simply dialing in the same muscle actuation controls and skeletal pose in the two simulators. Our proposed neural network super-resolution framework generalizes from this training set to unseen expressions, compensates for modeling discrepancies between the two simulations due to limited resolution or cost-cutting approximations in the real-time variant, and does not require any semantic descriptors or parameters to be provided as input, other than the result of the real-time simulation. We evaluate the efficacy of our pipeline on a variety of expressive performances and provide comparisons and ablation experiments for plausible variations and alternatives to our proposed scheme.

CCS Concepts: • **Computing methodologies** → **Neural networks; Physical simulation.**

Additional Key Words and Phrases: 3D super-resolution, physics-based simulation, facial animation, deep learning

ACM Reference Format:

Hyojoon Park, Sangeetha Grama Srinivasan, Matthew Cong, Doyub Kim, Byungsoo Kim, Jonathan Swartz, Ken Museth, and Eftychios Sifakis. 2023. Near-realtime Facial Animation by Deep 3D Simulation Super-Resolution. 1, 1 (May 2023), 16 pages. <https://doi.org/10.1145/nnnnnnn.nnnnnnn>

Authors' addresses: Hyojoon Park, hpark376@wisc.edu, University of Wisconsin-Madison, Madison, Wisconsin, USA; Sangeetha Grama Srinivasan, sgsrinivas2@wisc.edu, University of Wisconsin-Madison, Madison, Wisconsin, USA; Matthew Cong, mdcong@cs.stanford.edu, Nvidia, San Francisco, California, USA; Doyub Kim, do yubkim@gmail.com, Nvidia, San Francisco, California, USA; Byungsoo Kim, cont act.byungsoo@gmail.com, Nvidia, San Francisco, California, USA; Jonathan Swartz, jonathanswartz@gmail.com, Nvidia, San Francisco, California, USA; Ken Museth, ken.museth@gmail.com, Nvidia, San Francisco, California, USA; Eftychios Sifakis, sifakis@cs.wisc.edu, University of Wisconsin Madison, San Francisco, California, USA and Nvidia, San Francisco, California, USA.

1 INTRODUCTION

Physics-based simulation is widely used to drive animations of both human bodies and faces. However, in order to obtain the highest levels of visual quality and realism, traditional simulation pipelines based on anatomic first principles need to resort to costly design choices. Detailed specifications of geometry and materials are essential, including the muscle and tendon shapes and attachment; bone geometry and motion; and constitutive properties of soft tissue and skin. Collision and frictional contact are ubiquitous in faces, and the resolution of such effects is dependent on mesh detail and the sophistication of detection and response algorithms. Finally, recreating intricate local shapes to match performance detail from real actors may impose further directability demands on the simulation pipeline. Such feature demands in conjunction with the sheer geometric mesh resolution necessary for detailed facial expressions often place reference-quality face simulation well beyond the cost that would allow for real-time performance.

This paper explores an alternative approach to achieving faithful and accurate facial animation at a much reduced execution cost, ideally as close as possible to real-time. Our method seeks to convincingly approximate a full, high-resolution 3D simulation with the combination of a simulator that uses lower resolution and model simplifications, paired with a deep neural network that boosts the resolution, detail, and accuracy of this coarse simulated deformation. Our simulation super-resolution module is trained on a dataset of coordinated performances crafted using the high- and low-resolution face simulators and generalizes to novel performances by boosting the output of the low-resolution simulator to the quality anticipated from its high-resolution counterpart.

We aspire to create the best preconditions for the success of such a super-resolution module by focusing our attention on types of physics-based simulations where it may be possible to craft animations from the low- and high-resolution simulators that have strong *semantic correspondence* on a frame-by-frame basis. In other words, we look for types of simulation where it might be possible to infer – at some level of abstraction – what the fine-resolution simulation would want to do, by observing what the low-resolution simulator was able to do. Face simulation is a good exemplar of this concept; regardless of resolution, the same core drivers of deformation can be seen as being present in both cases: the action of muscles, and the kinematic state of skeletal bones and other collision objects. This allows us to create a training set by simply dialing in the same control parameters for these driving factors of simulations both in the low- and high-resolution models. Hence, we can hope that this semantic correspondence can be learned in a super-resolution neural network that generalizes this semantic correspondence between resolutions to unseen performances.

We highlight that even “semantically corresponding” simulated poses from the respective simulators described above can be quite different. In particular, the low-resolution result can deviate significantly from the mere downsampling of the high-resolution simulation, with discrepancies extending beyond high-frequency details. There are at least three core causes of such discrepancy: First, and most obvious, the reduced mesh resolution of the coarser simulation will be unable to resolve fine geometric features such as localized

fold, wrinkles, and bulges that the fine-resolution mesh would capture. Second, the fact that governing physics and topology have to be represented using a coarser discretization may create bulk deviations from the expected behavior of the continuous medium. For example, the action of thin muscles might have to be dissipated over larger elements, reducing the crispness of their action. Fine topological features like the corners of the lips may be under-resolved, especially if at lower resolution we opt for an embedding simulation mesh that does not conform to the model boundary. Non-conforming embedded simulation offers well-conditioned elements and improved convergence that is attractive for real-time performance, but it also leads to a crude first-order approximation of the material volume for elements on the model boundary, leading to artificial stiffness and resistance to bending. The third and final contributor to bulk discrepancy between resolutions could be conscious design choices for the sake of interactive performance; for example, we may choose to perform elaborate contact/collision processing in our reference-quality simulation but forego collision processing altogether in the low-resolution simulator (as in our examples). Thus, our super-resolution module must account for much more than localized high-frequency deformation details and should compensate for all factors (mesh resolution, discretization non-convergence, physical simplifications) of bulk differences between the two simulation resolutions.

Our objective is to build a framework capable of producing high-accuracy animations without incurring the cost of simulations on high-resolution meshes. We achieve this by training a deep neural network to act as a super-resolution upsampler of simulations performed on a coarser 3D mesh. In practice, this allows for near-realtime simulations of facial animations that preserve many of the qualities associated with much slower high-resolution simulations. Our key idea is to simulate a coarse low-resolution face mesh with significantly fewer mesh elements allowing for real-time simulations and reconstruct the high-resolution details learned from data. Our upsampling module accounts for both high-frequency details and bulk differences between resolutions, and can also approximate a degree of collision response, even if collision handling is omitted from the low-resolution simulator.

Previous efforts to accelerate physics-based simulations of deforming elastic bodies have focused on building faster numerical methods [Hauth and Eitzmuss 2001; Kharevych et al. 2006; Stern and Grinspun 2009; Su et al. 2013], employing alternative constraint-based formulations such as Position Based Dynamics [Bender et al. 2013; Macklin et al. 2016; Müller et al. 2007] and its variants [Bouaziz et al. 2014; Liu et al. 2013; Stam 2009], and other techniques such as adaptively computing higher resolutions only when needed [Bergou et al. 2007]. However, given the real-time performance afforded by regular, embedded models for low-resolution simulations and the fast inferencing time of deep models, our framework can reconstruct high-resolution facial expressions faster and with reduced developmental effort.

We summarize our core contributions as follows:

- We extend the concept of super-resolution to the domain of physics-based *simulation*, contrasting with prior applications

of this process to purely geometric 3D models, without regard to the fact the data originated from simulation.

- We demonstrate a neural network-based pipeline that can convincingly approximate a high-resolution facial simulation, using as input a real-time low-resolution approximate simulation and a fast inference step that performs the resolution boost. We show that this pipeline can robustly compensate for discrepancies between the two simulation resolutions that extend clearly beyond localized high-frequency deformation details.
- We identify the opportunity to create a training set for our super-resolution module with a high degree of semantic correspondence between low- and high-resolution simulation frames, by giving the two simulators the same anatomical controls of muscle activations and bone kinematics.
- We demonstrate near-realtime performance of the end-to-end pipeline, and a robust ability to generalize to expressions not in the training set. We can even demonstrate this ability on deformations that extend beyond the parametric space used in the simulations that generated the training set (e.g. external forces, collisions, or constraints not present in the training data).

We structure our paper as follows - we summarize related work in Section 2. Section 3 outlines the deep neural network framework used to convert low-resolution facial simulations to high-resolution followed by data generation outlined in Section 4. Experiments to evaluate the framework and the results are detailed in Section 5 followed by Limitations and Future work in Section 6.

2 RELATED WORK

2.1 3D super-resolution

Our framework shares the motivation (and also adopts the terminology) of *super-resolution* approaches that operate in the domain of images. Super-resolution (SR) was initially introduced for 2D images with the objective of restoring high-resolution images from their low-resolution observations [Nasrollahi and Moeslund 2014]. Despite this task being challenging and ill-posed to a degree, recent advances in powerful deep learning algorithms have achieved state-of-the-art performances in SR [Yang et al. 2019]. SR for 3D shapes shares similar characteristics with several relevant research areas.

Surface reconstruction. A closely related and widely studied area is a surface reconstruction from sampled points represented as a point cloud [Alexa et al. 2003]. Prior research can be classified into two groups: global and local methods. Global methods are more robust than local methods against noise and sparsity of the observations but at the cost of reconstruction accuracy, and vice versa. Global methods include the radial basis function (RBF) approach [Carr et al. 2001; Ohtake et al. 2005b; Turk and O’Brien 2002], solving a spatial Poisson problem [Kazhdan et al. 2006; Kazhdan and Hoppe 2013], and Voronoi-based variational methods [Alliez et al. 2007]. On the other hand, local methods include the moving least-square (MLS) technique [Alexa et al. 2001, 2003; Fleishman et al. 2005], fitting piecewise polynomial functions [Nagai et al. 2009; Ohtake et al. 2005a], and constructing a truncated signed distance function

[Curless and Levoy 1996]. A comprehensive review of this topic can be found in [Berger et al. 2017].

Point cloud upsampling. Another widely studied area that resembles several aspects of our work is point cloud upsampling, which has been actively explored by both traditional and learning-based methods for many applications such as robotics, autonomous cars and rendering [Zhang et al. 2022]. Recently, point cloud upsampling methods using deep neural networks have demonstrated superior performance over optimization-based methods [Alexa et al. 2003; Huang et al. 2013; Lipman et al. 2007; Preiner et al. 2014]. Notably, deep neural networks for point cloud processing such as PointNet [Qi et al. 2017a], PointNet++ [Qi et al. 2017b], DGCNN [Wang et al. 2019], and PCT [Guo et al. 2021] made learning rich features directly from point clouds feasible and have paved the way for various point cloud upsampling networks.

A pioneering approach is PU-Net [Yu et al. 2018b] which operates on patches to learn per-point multi-level features and expands them through a multi-branch convolution network. In a follow-up work, EC-Net [Yu et al. 2018a] introduced edge-aware point cloud upsampling. A patch-based progressive upsampling method (3PU) [Yifan et al. 2019] learns a cascade of progressive networks supervising intermediate outputs. PU-GAN [Li et al. 2019] adopted a generative adversarial network (GAN)-based approach. PUGeo-Net [Qian et al. 2020] generates samples in a 2D domain and lifts them to the 3D upsampled reconstruction. Recently, PU-GCN [Qian et al. 2021] employed graph convolution networks to encode multi-scale local point information. While all the previous works supported only a fixed integer ratio of upsampling, Meta-PU [Ye et al. 2021] where the first to support an arbitrary non-integer upsampling ratio.

Although our method similarly aims at upsampling point clouds, we do not assume the input and output points are from the same geometry which motivates us to carefully design the upsampling method to adapt to the geometric discrepancy between the low- and high-resolution points and arbitrary non-integer upsampling ratios (Section 3.2 and more discussion in Section 5.4.1).

3D face super-resolution. Existing works focusing on 3D face SR can be categorized as either method-based or learning-based methods. Method-based works formulate the problem as registration and filtering of the 3D acquisitions [Berretti et al. 2012, 2014; Bondi et al. 2016], whereas learning-based methods try to learn the mapping from a low-resolution model (e.g., surface mesh or point cloud) to its high-resolution counterpart. These methods include mapping via intermediate cylindrical coordinate representations [Peng et al. 2005], progressive resolution chain to learn detail variations between low- and high-resolution models [Pan et al. 2006], retrieving the individual meshes of facial parts from a database and merging them [Liang et al. 2014], and estimating radial curves to fit the input points [Zhang et al. 2020]. A neural network with two independent CNNs was proposed to directly map from a set of rig parameters to the coarse and refined 2D deformation maps, respectively, to animate detailed facial deformations [Bailey et al. 2020]. Recently, the problem was formulated as a point cloud upsampling to predict z-coordinates of the high-resolution face point cloud given its (x, y) coordinates; however, the upsampling ratio is

fixed by a factor of 2, and each (x, y) coordinate can only correspond to a unique z coordinate [Li et al. 2021].

The previous works acquire low-resolution face data from a 3D scanner, depth camera, or multi-view fusion, and such methods typically work only on geometry. In contrast, our work is rooted in a fast but fully-volumetric physics-based simulator which allows us to provide as an input to our model a set of points that reach deep into the flesh volume and convey richer information about deformation and strain.

2.2 3D Super-resolution in other domains

3D super-resolution has also been actively explored in different simulation domains including, namely, garments and fluids. Given a coarse garment surface input, data-driven approaches were explored to output a corresponding high-resolution garment surface by learning its deformations per vertex [Zurdo et al. 2012] or as 2D normal map representations [Zhang et al. 2021]. For fluids, procedural [Kim et al. 2008] and GAN-based [Xie et al. 2018] methods have been explored to enhance the resolution of the simulated low-resolution turbulent flows.

2.3 Coordinate-based MLPs

We employ coordinate-based multilayer perceptrons (MLPs) [Tancik et al. 2020] to model our upsampling (Section 3.2) and reconstruction modules (Section 3.3). Coordinate-based MLPs learn a continuous mapping from input coordinates to signals and have shown promising results for various visual tasks, such as image super-resolution [Chen et al. 2021], 3D shape representation [Jiang et al. 2020; Mescheder et al. 2019; Park et al. 2019; Saito et al. 2019], and novel view synthesis [Chan et al. 2021; Ma et al. 2021; Mildenhall et al. 2021]. Recently, SIREN [Sitzmann et al. 2020] leverages periodic activation functions for implicit neural representations and has also demonstrated superior expressivity in modeling continuous and fine-detailed signals in various tasks [Chan et al. 2021; Ma et al. 2021; Yang et al. 2022]. We exploit these advantages of SIREN to model our coordinate-based upsampling module as a continuous interpolation function (Section 3.2) and for empowering our surface reconstruction module to model the fine-details of facial deformations (Section 3.3).

3 METHOD

In this section, we present the specific design choices for our model architecture, aimed at learning to map from a low-resolution (LR) volumetric mesh to a high-resolution (HR) surface mesh depicting the same facial expression. The overview of our pipeline is illustrated in Figure 2. In our example, the input LR volumetric mesh is derived from regular BCC (body-centered cubic) lattices for real-time simulation leveraging on its sparse and regular distribution of the vertices, but with a compromise on accuracy and visual fidelity. On the other hand, the target HR mesh is a triangular mesh conforming to a denser volumetric mesh capable of producing fine details of deformations but at a significantly slower simulation speed. More information about the data generation is outlined in Section 4.

We represent our input and output as point clouds for a higher memory and computation efficiency over voxels and graphs, each

structured as a set of 3D displacement vectors from a rest pose stacked in an arbitrary yet consistent order. We divide our pipeline into three modules for (1) feature encoding, (2) coordinate-based upsampling, and (3) surface reconstruction. The hyperparameters are specified in Appendix A.1.

3.1 Feature encoding network

The feature encoding network computes feature embedding for each input vector. We first concatenate each input displacement vector with a positional encoding $\in \mathbb{R}^{32}$ using sine and cosine functions as done in Transformers [Vaswani et al. 2017]. Then, the concatenated input $\in \mathbb{R}^{D_0}$ (in our implementation, $D_0 = 35$) goes through the submodules of the feature encoding network.

While deformations in the human face are primarily attributed to the activation and motion of the underlying muscles and bones respectively, they can also be a result of deformations in other parts of the face. For instance, a wide smile can cause the skin around the eyes to fold, and the opening of the lower mandible can cause skin folds below the chin. In line with this observation, the information on localized per-vertex deformation needs to be shared with other vertices. For this reason, we model the submodules of the feature encoding network with edge convolutional layers, dubbed *EdgeConv*, introduced in DGCNN [Wang et al. 2019] which is capable of aggregating neighborhood information in feature space rather than coordinate space by dynamically constructing a k -NN graph in each layer.

We initialize the first k -NN graph of the network using geodesic distances based on the edge information of the LR mesh in the rest pose. The subsequent graphs are constructed on-the-fly in their learned feature spaces. The motivation is to encourage the first submodule to capture the *local* spatial correlations based on distance similarities, and the subsequent submodules to capture, potentially *global*, feature correlations in their learned feature spaces (discussed more in Section 5.4.3).

We apply max and average pooling on the intermediate outputs from *EdgeConv* to extract global features. They are repeated and concatenated with the outputs from *EdgeConv* and the preceding input encoding feature, which are then passed through a shared fully connected network. We repeat the submodule $S = 2$ times with the intermediate outputs from one module passed as input to the next. The output of the last submodule is concatenated with all of the previous S intermediate features (including the position-encoded input) to construct the final encoded feature. Note that the first encoder submodule is different from the remaining S submodules since its k -NN graph is constructed based on the mesh connectivity of the LR mesh. Specifically, denoting the output of the s^{th} submodule for the i^{th} LR mesh vertex as $\mathbf{z}_i^L \in \mathbb{R}^{D_s}$, the final encoded output has the dimension of $\mathbf{z}_i^L \in \mathbb{R}^{\sum_{s=0}^S D_s}$. We illustrate the design in Figure 2.

3.2 Coordinate-based upsampling network

The upsampling network takes as the input a set of encoded features for each of the LR mesh vertices and outputs per-vertex features for the HR surface. To generalize over arbitrary and non-integer upsampling ratios which may vary by mesh, we propose to formulate

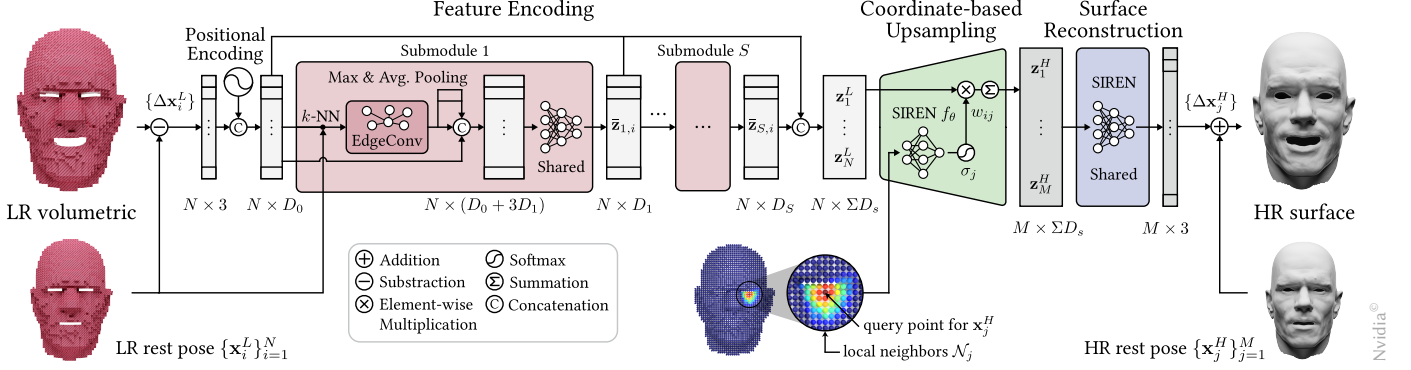


Fig. 2. The overview of our pipeline for 3D simulation super-resolution aiming at learning a mapping from a low-resolution (LR) volumetric mesh to a high-resolution (HR) surface mesh. Our pipeline is comprised of (1) Feature Encoding, (2) Coordinate-based Upsampling, and (3) Surface Reconstruction modules. The input and output are sets of 3D displacement vectors from the LR and HR rest pose shapes, respectively.

the upsampling operation as a continuous local interpolation of the input features.

Formally, let the set of encoded features contributing to the upsampled j^{th} feature be $\{z_i^L\}_{i \in N_j}$ where z_i^L denotes the encoded i^{th} LR mesh feature, and N_j denotes a set of local interpolation neighbors for the j^{th} HR mesh feature. Then, the upsampling operation can be expressed as

$$z_j^H = \sum_{i \in N_j} w_{ij} z_i^L, \quad (1)$$

where w_{ij} indicates the contribution of the i^{th} LR mesh feature to the j^{th} HR mesh feature. Different modeling options can be explored for defining the local neighbors set N_j (e.g., number and criteria of neighbors) and computing the interpolation weight w_{ij} (e.g., inverse distance weighting (IDW), RBF, etc.).

Neighborhood locality. We define the local neighbors set N_j as the indices of the k nearest LR mesh vertices from the j^{th} HR surface mesh vertex in terms of geodesic distances (illustrated in the blue point cloud in center-bottom of Figure 2). Since the LR and HR vertices do not live on the same surface, we first map the LR vertices $\{x_i^L\}$ to the HR vertices (we temporarily denote the resulting mapped vertices as $\{x_i'^L\}$) using the linear assignment algorithm [Crouse 2016]. This finds the optimal one-to-one mapping between the LR and HR vertices by minimizing the mapping distance (Euclidean distance). Then, we use Dijkstra’s algorithm to find the k nearest mapped vertices $\{x_i'^L\}$ (which directly corresponds to the original LR vertices $\{x_i^L\}$) for every HR vertex using the edges of the HR surface mesh as paths (Figure 3). The local neighbor information is pre-computed offline once. In this work, we use $k = 20$ and additionally explore the effects of different values of k in Section 5.4.

Weighting function. The weighting function $w'_{ij} = f_\theta(\mathbf{u}_{ij})$ outputs the interpolation weight $w'_{ij} \in \mathbb{R}$ for the i^{th} LR mesh vertex neighboring the j^{th} HR mesh vertex, given some input vector \mathbf{u}_{ij} .

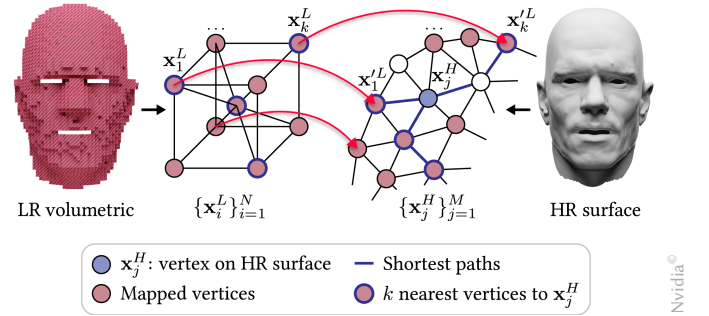


Fig. 3. Illustration of how we define the k nearest vertices $\{x_1^L, \dots, x_k^L\}$ (where $i, \dots, k \in N_j$) on the low-resolution (LR) volumetric mesh to the vertex x_j^H on the high-resolution (HR) surface mesh w.r.t geodesic distances. First, each of the LR mesh vertices is mapped one-to-one to the HR mesh vertices. Then, for every vertex on the HR mesh $\{x_j^H\}_{j=1}^M$, we execute Dijkstra’s algorithm to find the k nearest mapped vertices $\{x_i'^L, \dots, x_k'^L\}$ which directly correspond to the vertices on the LR mesh.

Conceptually, the HR surface mesh can be thought of as a discretization of a continuous and smooth limit-surface, i.e. its vertices are approximations of the sampled points from the continuous surface. Thus, one could sample an infinite number of continuously varying features from any point on this surface. For this reason, we model f_θ as a trainable coordinate-based MLP where we employ SIREN [Sitzmann et al. 2020] for its superiority in modeling continuous (and differentiable) functions.

As the input to $f_\theta(\mathbf{u}_{ij})$, we provide the spatial information using a concatenated vector of coordinates of the HR and LR mesh vertices ($\mathbf{x}_j^H, \mathbf{x}_i^L \in \mathbb{R}^3$, respectively) and their mutual Euclidean distance, written as

$$\mathbf{u}_{ij} = [\mathbf{x}_j^H, \mathbf{x}_i^L, \|\mathbf{x}_i^L - \mathbf{x}_j^H\|_2]. \quad (2)$$

Then, we normalize the output weight w'_{ij} across the local neighbors \mathcal{N}_j using the softmax function σ_j and obtain the final interpolation weight w_{ij} , expressed as

$$w_{ij} = \sigma_j(w'_{ij} | \{w'_{kj}\}_{k \in \mathcal{N}_j}) = \frac{e^{w'_{ij}}}{\sum_{k \in \mathcal{N}_j} e^{w'_{kj}}}, \quad (3)$$

for $j = 1, \dots, M$ and $i \in \mathcal{N}_j$. Finally, the upsampled feature \mathbf{z}_j^H can be computed using Equation (1).

3.3 Surface reconstruction network

The surface reconstruction network predicts the per-vertex displacements $\Delta \mathbf{x}_j^H$ from the upsampled features \mathbf{z}_j^H . Since \mathbf{z}_j^H implicitly inherits coordinate information \mathbf{x}_j^H from the upsampling network and to reconstruct fine deformation details on the HR surface, we also model the surface reconstruction network using SIREN [Sitzmann et al. 2020] to exploit on its ability to model high-frequency signals. As the last step, the predicted deformations are added to the HR mesh in its rest pose to reconstruct the final deformed HR surface.

We also note that we use a minimal modeling technique for the surface reconstruction network not only to reduce the computational overhead for processing a relatively large number of HR mesh vertices ($> 36k$), but also because we assume all the information needed for the fine-detailed surface reconstruction is to be encoded in the LR mesh features. Nevertheless, more sophisticated modeling techniques could be explored such as a graph neural network (GNN) given the surface mesh is naturally a graph.

3.4 Loss function

We minimize the reconstruction loss \mathcal{L}_{recon} between the predicted and ground-truth per-vertex deformations of the HR surface mesh denoted $\Delta \hat{\mathbf{x}}_j^H$ and $\Delta \mathbf{x}_j^H$, respectively. We prefer $L1$ reconstruction loss over $L2$ since the former is known to produce sharper features:

$$\mathcal{L}_{recon} = \sum_{j=1}^M \|\Delta \hat{\mathbf{x}}_j^H - \Delta \mathbf{x}_j^H\|_1. \quad (4)$$

Moreover, we introduce regularization in the form of local smoothness by including the face normal loss \mathcal{L}_{fn} which encourages the face normal of triangles on the predicted and target HR surface meshes (denoted $\hat{\mathbf{n}}_k$ and \mathbf{n}_k , respectively) to be equivalent in terms of cosine similarity $\text{CosSim}(\hat{\mathbf{n}}_k, \mathbf{n}_k)$:

$$\mathcal{L}_{fn} = \sum_{k=1}^F (1 - \text{CosSim}(\hat{\mathbf{n}}_k, \mathbf{n}_k)) = \sum_{k=1}^F \left(1 - \frac{\hat{\mathbf{n}}_k \cdot \mathbf{n}_k}{\|\hat{\mathbf{n}}_k\| \cdot \|\mathbf{n}_k\|}\right), \quad (5)$$

where F is the number of triangles on the HR surface mesh.

We also include the regularization term \mathcal{L}_{reg} to encourage the encoded intermediate features $\{\{\bar{\mathbf{z}}_{s,i}\}_{i=1}^N\}_{s=1}^S$ (Figure 2) to center around 0, which is equivalent to encouraging their prior to follow a multivariate normal distribution [Chabra et al. 2020; Park et al. 2019]:

$$\mathcal{L}_{reg} = \sum_{s=1}^S \sum_{i=1}^N \|\bar{\mathbf{z}}_{s,i}\|_2 \quad (6)$$

We find that the face normal loss improves the visual fidelity of the reconstructed face and the regularization term helps prevent overfitting. The final loss function \mathcal{L} is written as

$$\mathcal{L} = \mathcal{L}_{recon} + \alpha \mathcal{L}_{fn} + \beta \mathcal{L}_{reg}, \quad (7)$$

where α and β are the scalar weight terms whose values are reported in Table 3 of the Appendix.

4 DATASET GENERATION

In this section, we outline the process for synthesizing our dataset consisting of the low-resolution volumetric (flesh) simulation mesh and the corresponding high-resolution (face) surface mesh.

Anatomical model. Following prior common approaches [Cong et al. 2015; Sifakis et al. 2005], we construct an anatomically and biomechanically motivated simulation model of our subject’s face. Given a high-resolution neutral face mesh, we model the underlying anatomy including the cranium, mandible, teeth, and a comprehensive set of facial muscles with the aid of anatomical references. For each facial muscle, we calculate volumetric fiber directions by first tetrahedralizing the muscle and then applying the approach of [Choi and Blemker 2013]. Alternatively, a morphing approach such as [Ali-Hamadi et al. 2013; Cong et al. 2015] can also be employed to estimate the underlying anatomy.

High-resolution volumetric mesh. For our highest resolution model, we create a tetrahedral simulation mesh consisting of 1.9 million tetrahedra [Molino et al. 2003] that conforms to the high-resolution neutral face mesh as well as the underlying skull. We opted for a conforming tetrahedralized simulation mesh in order to maximize deformation accuracy and minimize artificial stiffness often associated with non-conforming tetrahedra. The tradeoff is the potential for less well-conditioned tetrahedra and longer simulation times.

Low-resolution volumetric mesh. For our low-resolution model, we create a regular nonconforming tetrahedralized simulation mesh consisting of 73 thousand tetrahedra, to be used in an embedded simulation. We begin by voxelizing the high-resolution conforming tetrahedron mesh at a coarse granularity and discarding tetrahedra outside the regions of the face most responsible for facial expression, including the neck and the back of the head. Then, we subdivide each voxel into eight regular tetrahedra. In contrast to our high-resolution model, our nonconforming regular low-resolution model consists of regular well-conditioned tetrahedra, which enables us to target real-time simulation. In order to avoid merging the upper and lower lips with our coarse discretization, we separate the lips via linear blend skinning, pre-deforming the high-resolution conforming tetrahedralized simulation mesh by a small rotation of the jaw joint along its axis. This results in a rest configuration with the mouth slightly open; this necessary modeling discrepancy is among the factors that our super-resolution network must compensate for (and is largely successful in doing so).

Muscle fibers and attachments. For both the high- and low-resolution simulation meshes, we then follow in the steps of prior anatomic simulation work [Cong et al. 2016; Sifakis et al. 2005]

and rasterize the volumetric muscle fiber directions while also computing kinematic muscle tracks. Then, we specify the cranium and jaw attachments of the muscles on both simulation meshes via Dirichlet boundary conditions. Finally, the high-resolution and low-resolution neutral face meshes are embedded in both the high and low-resolution simulation mesh respectively via barycentric weights enabling us to deform the face mesh by interpolating vertex positions from the respective deformed simulation mesh.

Simulation framework. We employ a CUDA-accelerated implementation of [Cong et al. 2016] as our simulation framework for both resolutions. This framework endows the simulation mesh with the anisotropic constitutive model consisting of three components for modeling elasticity, incompressibility, and muscle contractions [Teran et al. 2003] as well as zero-length track springs for additional expressivity and directability. Both the finite element forces and the track spring stiffness are parameterized to be invariant to mesh refinement in order to maintain consistent bulk behavior across resolutions. Given a set of control parameters, we calculate the deformation of the tetrahedralized simulation mesh using the quasistatic framework of [Teran et al. 2005], factoring in object and self-collisions for the high-resolution simulation. In contrast, we forgo collision handling in our low-resolution simulation for the sake of robustness and performance.

High-Resolution Dataset. Before generating our high-resolution dataset, we validated our high-resolution anatomical model against high-resolution facial performance capture data including a set of 33 artist-sculpted blendshapes for a variety of facial expressions. Then, we extended our simulation framework to also be differentiable following the approach outlined in [Bao et al. 2019] by constructing a blendshape muscle rig from these blendshapes and using the corresponding blendshape weights to parameterize our simulation. Using the Gauss-Newton optimization framework proposed in [Sifakis et al. 2005], we targeted four sequences of high-fidelity facial performance capture data corresponding to four different semantic themes (*amazement*, *anger*, *fear*, and *pain*) totaling 880 frames using our high-resolution simulation mesh. This results in a simulated high-resolution simulation and surface mesh, as well as time-varying blendshape weights and jaw transforms for each performance.

Low-Resolution Dataset. Since our facial muscles are in correspondence between the high- and low-resolution, we can use the same blendshape muscle rig to drive the low-resolution simulation and synthesize a corresponding low-resolution dataset. We use the blendshape weights and jaw transforms resulting from the high-resolution optimization as input into our low-resolution simulation and run the quasistatic solver to obtain the corresponding low-resolution tetrahedral simulation mesh deformations across all four sequences.

Figure 4 illustrates the discrepancies between the high-resolution surface embedded in the simulated low-resolution mesh and the high-resolution surface simulated using the conforming high-resolution mesh. Even though the two performances show semantic similarities, there have both macroscopic (lips) and microscopic (forehead and eyes) differences owing to simulation resolution.

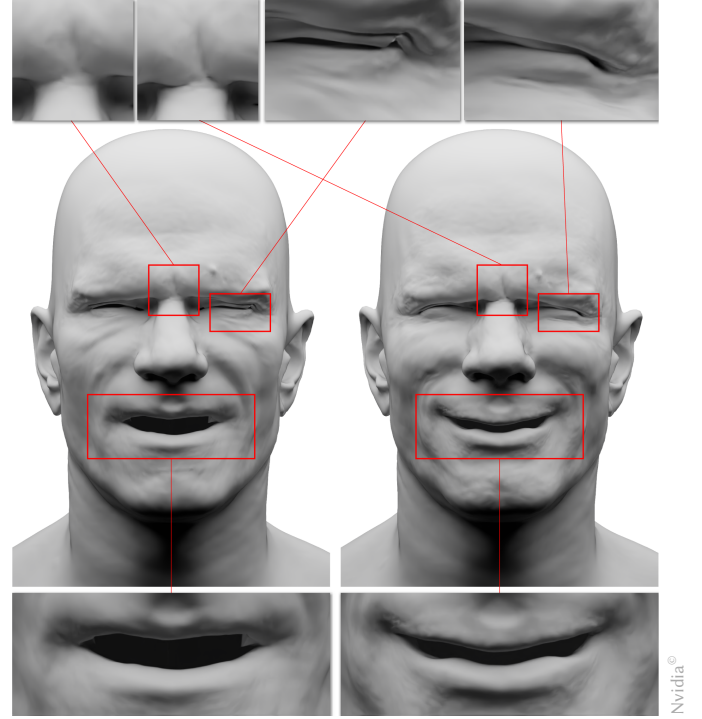


Fig. 4. The face surface embedded in the non-conforming low-resolution volumetric mesh with 73k tetrahedra (left) deviates significantly from the same surface simulated using a conforming high-resolution mesh with 1.9m tetrahedra (right), even though both deformations are parameterized using the same blendshape weights and jaw transformation. We zoom into different regions of the face to highlight macro and microscopic discrepancies.

5 EXPERIMENTS AND EVALUATION

We report performance metrics in terms of reconstruction speed (Section 5.1) and as well as quantitative and qualitative reconstruction errors (Section 5.2). We use the unseen performances in the test set to evaluate the generalization capacity of the trained model. We also evaluate our framework’s ability to generalize to unseen forces (Section 5.3) and, additionally, to approximate self-collisions between the upper and lower lips (Appendix A.5). Moreover, we explore the effects of using different interpolation neighbors N_j for the Coordinate-based Upsampling network on the reconstruction accuracy and different neighbors k for the k -NN graph from the Feature Encoding network, through an ablation study. Finally, we qualitatively evaluate the correlations among different parts of the face learned by the EdgeConv layers in the Feature Encoding submodules.

Training Statistics. Each training epoch takes 45s on a workstation with 2 NVLink-connected NVIDIA RTX A6000 GPUs, for a batch size of 6. We provide the specifications of the implemented parameters in Appendix A.1. We trained the model for 2800 epochs (which took about 35 hours on the 2 GPU workstations). We used Adam [Kingma and Ba 2014] to optimize the loss with a learning rate of $1e-4$.

5.1 Near-realtime high-resolution facial animations

Simulations speed. The average time to simulate the high-resolution conforming simulation with 1,944,549 tetrahedral elements is 6.22s per frame, or a frame rate of 0.16 FPS. Conversely, the average time to simulate the low-resolution embedding mesh with 73,128 tetrahedral elements is 0.033s, corresponding to 30.06 FPS, i.e. 188× faster than the high-resolution simulation. These simulation times are recorded on a workstation with a single GeForce RTX 4090 GPU.

Super-resolution inference speed. To approximate the high-resolution surface from the low-resolution simulation, we need to infer the high-resolution displacements from our model. The computational overhead of our model inference on a single GeForce RTX 4090 GPU is 0.047s per frame, corresponding to 21.28 FPS for inference alone.

End-to-end speed and additional performance boosting. Consequently, our simulation super-resolution framework takes a total of 0.08s per frame, or 12.50 FPS, which implies that we achieve a speedup of 78× relative to the high-resolution simulation that takes 6.22s per frame (0.16 FPS).

We emphasize that there are multiple ways to bridge the gap from near-realtime, e.g. 12.50 FPS, to true real-time, i.e. 24 or more FPS. Using a 2 GPU workstation, we could pipeline the low-resolution simulation and inference steps. In such a setup, we could achieve an inference speed of 21.28 FPS after tolerating a single frame latency. Conversely, we could also move away from the inference library (we use PyTorch) and implement custom inference kernels on GPUs that speed up computation. Finally, we identify that the bottleneck of inference is the neighborhood information gathering step in the Coordinate-based Upsampling module. We can also achieve faster inference time by choosing to use fewer interpolation neighbors in the Coordinate-based Upsampling module but with a trade-off in the overall reconstruction accuracy. We discuss this trade-off in Section 5.4.

5.2 Generalization to unseen facial expressions

Using the simulation data, generated as described in Section 4, we select the *amazement* and *pain* sequences for training (435 frames) and test on *anger* and *fear* sequences (445 frames), ensuring that the test set contains unseen performances. We use the trained model to infer the high-resolution face surface from unseen low-resolution volumetric mesh performances in the test set.



Fig. 5. Frame-wise surface reconstruction error of unseen facial expressions for each tested model. Our method (in red line) achieved the lowest error across every test frame.

Quantitative evaluation. As we have access to the high-resolution simulations of the test data, we can readily compute the reconstruction error in terms of per-point Euclidean distance between the reconstructed and the target (reference) mesh. We also set up other commonly used reconstruction methods to serve as comparisons for our method. We train a β -VAE [Higgins et al. 2016], on the same data set to serve as a baseline generative neural framework comparison. We implement two of the commonly used surface reconstruction methods: the radial basis function (RBF) and moving least-square (MLS)-based methods as the representative global and local methods, respectively. The formulations for RBF and MLS along with details on the β -VAE can be found in Appendix A.2, A.3 and A.4 sections.

Our method outperformed the others and achieved the lowest reconstruction errors consistently. We plot the frame-wise reconstruction errors of the comparisons to validate that our method has the least error for every test performance in Figure 5. The evaluation result is summarized in Table 1.

Table 1. Descriptive statistic measures (normalized mean, median, standard deviation, and min/max values for each method) of surface reconstruction errors on unseen facial expressions for each tested model.

	Ours	Embedded	β -VAE	RBF	MLS
Mean	0.23	0.50	0.59	0.69	0.68
Median	0.23	0.48	0.55	0.67	0.67
Std.	0.04	0.08	0.16	0.08	0.09
Max.	0.37	0.88	1.00	0.98	0.99
Min.	0.15	0.35	0.29	0.48	0.46

Qualitative evaluation. In Figure 6, we evaluate the visual fidelity of the inferred face mesh by visualizing the reconstructed high-resolution surfaces and heatmaps of corresponding reconstruction errors for all the methods. Our method can infer the target facial expression from the input low-resolution volumetric mesh more faithfully than other methods, allowing us to conserve both the expression and the subtle deformation details that otherwise would have been compromised by using the low-resolution simulation.

5.3 Generalization to unseen forces

We test the ability of our framework to handle deformations that extend beyond the parametric space used in simulations by applying external forces on the low-resolution simulations. We craft two examples by applying external forces. In the first example (Figure 7b), apply a spring force pulling the side of the lips. This force can also be interpreted as a candy cane pulling on one side of the lips. In the second example (Figure 7c), we collide the low-resolution embedding mesh with a sphere, pushing the cheek inward. The low-resolution performances, reconciled by the simulator, are given as input to our framework. The predictions (shown in Figure 7) indicate that our framework is able to handle inputs that have deformations not seen in the training performances.

5.4 Ablation study

In this section, we evaluate the contributions of our Feature Encoding (Section 3.1) and Coordinate-based Upsampling (Section 3.2)

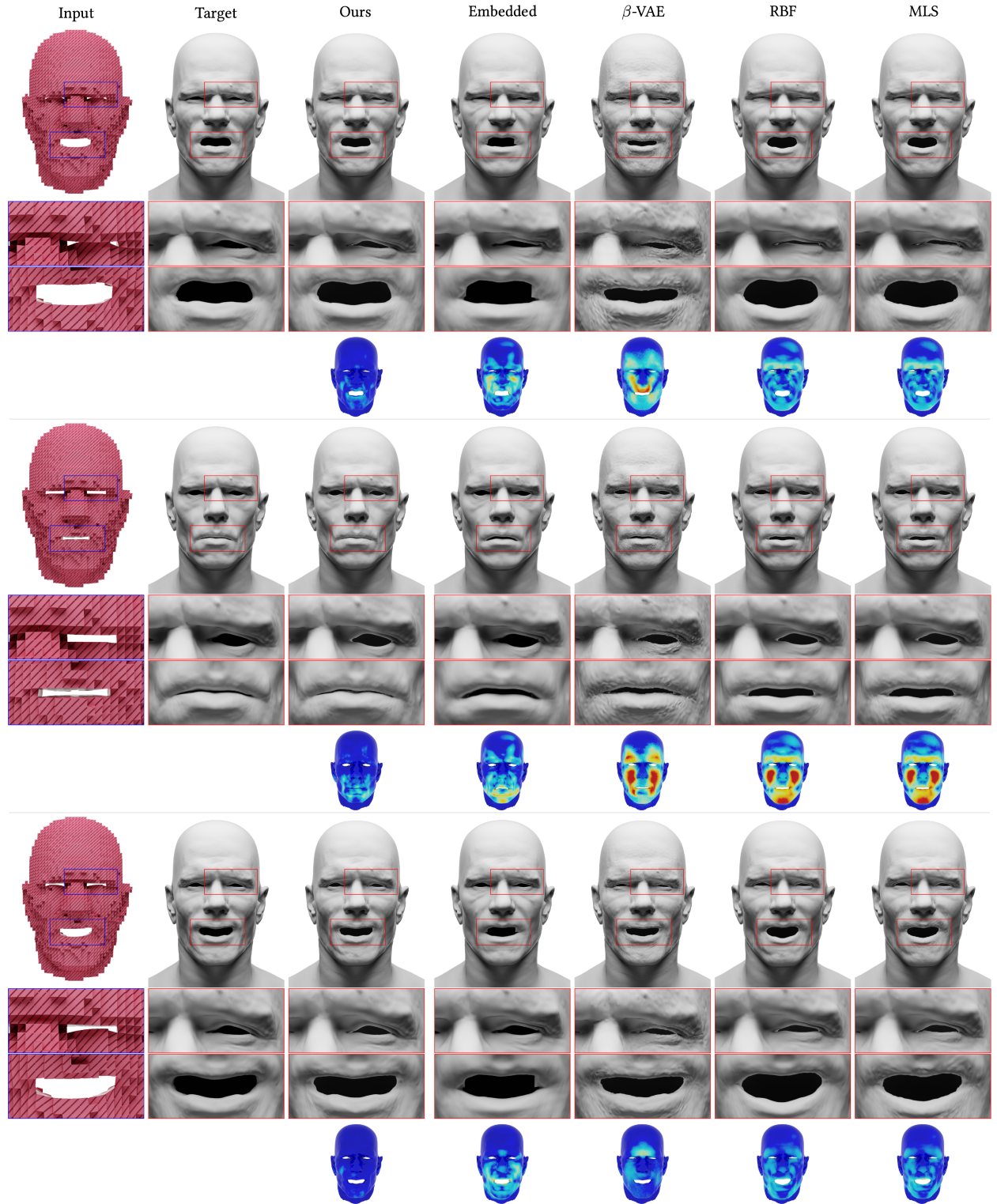


Fig. 6. Our method can generalize to unseen facial expressions and reconstruct the target face with high accuracy compared to the standard embedded surface and other tested models (β -VAE, RBF, and MLS). The respective second and third rows show the left eye and mouth zoomed-in, respectively. The heatmaps visualizing the reconstruction errors are shown in the respective last rows.

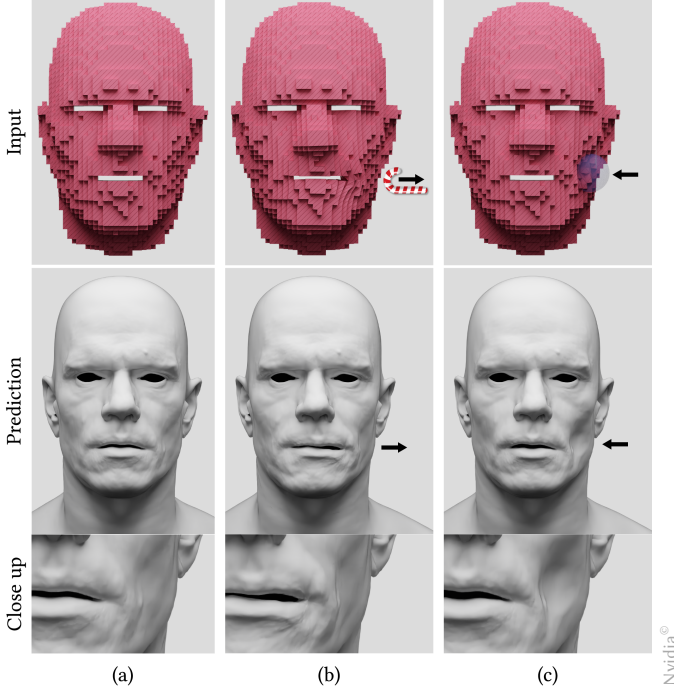


Fig. 7. The input LR volumetric mesh in its rest pose (a) is simulated with the effects of external forces. We apply a spring force pulling the side of the lips (b) and collide a sphere with the side of the face (c), both on the low-resolution mesh. Our model can predict the resulting high-resolution deformations despite having never been trained to handle such external forces. The rest pose prediction (a) is provided for visual reference.

modules. We explore the effects of the key parameters in each of the two modules, namely, the neighbors k in the feature encoding module and the interpolations neighbors in the upsampling module, respectively. Additionally, we qualitatively validate the correlations among different parts of the face learned by our feature encoding network.

5.4.1 Contributions of Feature Encoding and Coordinate-based Upsampling modules. We evaluate the contributions of the Feature Encoding (FE) and Coordinate-based Upsampling (CU) modules by excluding them (one at a time). We compare the predictions on test performances.

Specifically, we train 3 different models using the same dataset and hyperparameters for the same number of epochs (1000). The first model we train includes both the FE and CU modules (our proposed framework). The second model excludes the FE module and directly feeds the output of position encoding to the CU module. In the third model, we reintroduce the FE module and exclude the CU module. To replace the CU module, we opt for a different and standard upsampling method (with a fixed upsampling ratio) that uses the transposed convolution operation, widely adopted in up-sampling images for super-resolution [Yang et al. 2019]. To mimic the transposed convolution operator, we find 20 nearest LR mesh vertices from each HR mesh vertex in terms of Euclidean distance

(same number as our neighbor interpolation in the CU module). We then compute weighted sums of the 20 LR mesh features for every HR mesh vertices. For a fair comparison, we learn these weights, similar to the weights learned in our CU module.

From the 3 trained models, we compare the reconstruction error on the test dataset. As summarized in Table 2, our model which includes both the Feature Encoding and Coordinate-based Upsampling modules outperforms the other two variants which have been trained in the absence of the Feature Encoding and Coordinate-based Upsampling modules, respectively.

Table 2. Descriptive statistic measures of surface reconstruction errors in the absence of our Feature Encoding (FE) and Coordinate-based Upsampling (CU) network.

	Ours	w/o FE	w/o CU
Mean	0.14	0.22	0.38
Std.	0.07	0.08	0.12
Median	0.13	0.21	0.37
Max.	0.44	0.57	1.00
Min.	0.00	0.07	0.17

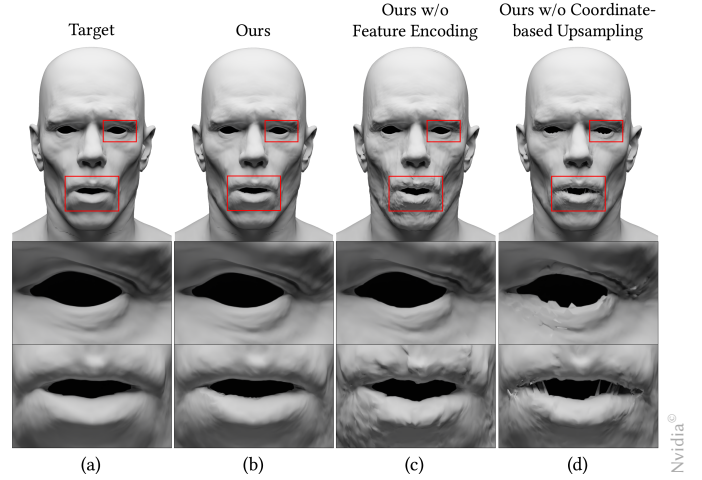


Fig. 8. We visualize predictions on a test performance from 3 models - our proposed framework (b), model with feature encoding module excluded (c) and model with the coordinate-based upsampling module replaced (d). The same test performance, simulated in high resolution is visualized in (a).

We qualitatively validate the visual fidelity of the performances reconstructed by the three models in Figure 8. We observe that in the absence of the FE module, the model fails to reconstruct the parts of the face with larger deformations accurately (like the mouth area in Figure 8c), and replacing the CU module leads to reconstruction artifacts and discontinuities in the high-resolution surface (Figure 8d).

5.4.2 Effects of different locality parameters.

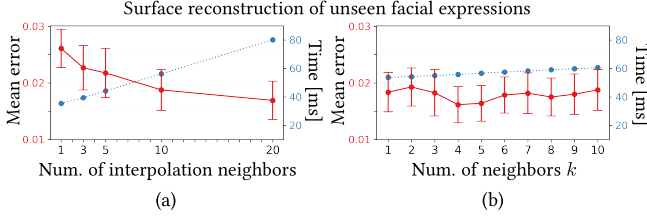


Fig. 9. Surface reconstruction errors on unseen facial expressions (red plots) as a function of the number of interpolation neighbors (left) and the number of neighbors k for the k -NN graphs in Feature Encoding submodules (right). The blue plots show the inference time per frame for each of the tested values.

Interpolation neighbors in Coordinate-based Upsampling.

We explore the effects of using a different number of interpolation neighbors for defining the local neighbors set \mathcal{N}_i in Equation (1). For this experiment, we train our model using the same training dataset and hyperparameters for 500 epochs but vary the number of interpolation neighbors as 1, 3, 5, 10, and 20. We fix $k = 5$ for the k -NN graph in the Feature Encoding module for these experiments. We plot the mean surface reconstruction error on the test dataset to study the effect of varying the number of interpolation neighbors on reconstruction accuracy.

As shown in the plot in Figure 9a, we observe that using a higher number of interpolation neighbors achieves lower mean reconstruction error on unseen performances (shown in red). However, the trade-off is a linearly increasing time consumption for each inference (shown in blue).

Number of neighbors k in Feature Encoding. We conduct another experiment to study the effect of varying the neighbors k used in constructing the k -NN graph in the EdgeConv layer of the Feature Encoding module. We train our model for 500 epochs while varying k from 1 to 10 in each experiment, and evaluate the mean surface reconstruction error on the test dataset. We fix the number of interpolation neighbors in the Coordinate-based Upsampling module to 10 for these experiments. As shown in the plot in Figure 9b, we find that using $k = 4, 5$ gives the minimum reconstruction error (shown in red) without a large trade-off in the inference time (shown in blue).

5.4.3 Correlations learned in Feature Encoding module. We visualize the heatmaps of the feature similarities learned by the EdgeConv layer in the second Feature Encoding network submodule. This can reveal the correlations among different parts of the face learned from data. As outlined in Section 3.1, we encourage the first submodule to learn local spatial correlations by constructing the k -NN graph in based on geodesic distances, and the second submodule to learn (potentially global) feature correlations in its learned feature space.

Figure 10 shows the learned similarities for four selected frames where the red point in each image denotes a queried point, and the similar colors and shades represent higher similarities. We observe that the Feature Encoding module has captured the correlations among different parts of the face, such as the right part of the chin




Fig. 10. Correlations among different parts of the face learned in the second submodule of the Feature Encoding network. Similar colors and shades represent higher correlations with the queried (red) point.

being correlated with the left part of the mouth (third image from the left).

6 CONCLUSION

We have proposed a data-driven deep neural network framework which, using as input a low-resolution simulation of facial expression, enhances its detail and visual fidelity to levels commensurate with that of a much more expensive, high-resolution simulation. The combined performance of the low-resolution simulator and the upsampling module itself is efficient enough to yield 12 FPS end-to-end, with the potential of even faster rates if simulation and upsampling are pipelined over 2 GPUs. We demonstrate that our super-resolution framework is able to convincingly bridge the visual quality gap between the real-time low-resolution and offline high-resolution simulations, even in instances where the two simulations have substantial differences due to discretization, modeling, and resolution disparities. Our super-resolution network operates directly on the geometry produced by the low-resolution simulator and requires no semantic annotations for the underlying pose and expression. In fact, the network successfully upsamples even deformations that go beyond the parametric poses exemplified in the training set (triggered by muscle action and bone motion), to include external forces, collision objects and constraints. Finally, we observe that our framework can approximate a degree of collision response purely via generalization from the training data.

6.1 Limitations and Future Work

We have adopted a number of design choices that may consciously limit the scope of our work; we explain the motivation and associated compromises, and detail possible extensions.

We have chosen the output of our upsampling module to be the surface of the face model, rather than a description that includes the interior of the high-resolution target simulation mesh. The same output is also purely geometry, as opposed to physical quantities such as volumetric strain tensor fields or action potentials (e.g. in the style of [Srinivasan et al. 2021; Yang et al. 2022]) which might have been useful for an extra simulation pass at the high resolution to incorporate additional effects. Both such choices are made to reduce the dependency of our system on any internal traits of the simulation engine that was used to produce the high-resolution training data, requiring only surfaces at high resolution for training (those could even have originated from performance acquisition, as

opposed to simulation), and stay as close to the real-time regime as possible.

Our super-resolution approach strives to recreate physical behaviors as exemplified by the high-resolution component of the training set; however, the degree to which such physical traits are conveyed is limited by how large and representative our training set is, and not enforced via explicit physics-based simulation at the high-resolution output. For example, traits such as volume preservation, strain limits, or contact/collision behavior are only approximated to the degree that the network can learn them from data, while a full-fledged simulator could provide stronger guarantees. Specifically, if the low-resolution simulation does not employ collision handling and the high-resolution simulator used for training does, it would be very challenging to resolve behaviors where the exact result of contact resolution is history-dependent and admits multiple solutions. A typical example would be a facial motion that brings the lips into deep collision at low resolution; at high resolution, any result including the lips being pressed together, or sliding under one another in any order, would not have the benefit of history dependence or friction to naturally lead to one of the possible scenarios.

In future work, we wish to further investigate possibilities for boosting our method's efficacy of collision handling, by tuning the training loss to more directly emphasize collision avoidance (rather than just matching the target provided), and possibly augment the low-resolution simulation with cheap approximations to collisions (e.g., using proxy geometry and repulsive forces to create a "soft" collision response) to help disambiguate collision scenarios where multiple solutions are admissible. We would also investigate adding a temporal element to our prediction; this could be beneficial both as a way to enhance the temporal consistency of our animation and perhaps as a pathway to adding dynamic effects to the resulting animation (even if the low-resolution simulation was overdamped or quasistatic).

Finally, a less obvious but intriguing question is the following: if we are comfortable with the low-resolution simulation having certain modeling discrepancies from the reference high-resolution one, what might be the *best constitutive model* to endow the low-resolution simulation with, in order to achieve the best possible upsampling? This raises the possibility of nontrivial material coarsening approaches that more effectively condense the constitutive traits of the high-resolution model to the available scale of the low-resolution simulation – such approaches can equally well be data-driven in nature as well.

REFERENCES

- Marc Alexa, Johannes Behr, Daniel Cohen-Or, Shachar Fleishman, David Levin, and Claudio T Silva. 2001. Point set surfaces. In *Proceedings Visualization, 2001. VIS'01. IEEE*, 21–29.
- Marc Alexa, Johannes Behr, Daniel Cohen-Or, Shachar Fleishman, David Levin, and Claudio T. Silva. 2003. Computing and rendering point set surfaces. *IEEE Transactions on visualization and computer graphics* 9, 1 (2003), 3–15.
- Dicko Ali-Hamadi, Tiantian Liu, Benjamin Gilles, Ladislav Kavan, François Faure, Olivier Palombi, and Marie-Paule Cani. 2013. Anatomy Transfer. *ACM Trans. Graph.* 32, 6, Article 188 (nov 2013), 8 pages. <https://doi.org/10.1145/2508363.2508415>
- Pierre Alliez, David Cohen-Steiner, Yiyang Tong, and Mathieu Desbrun. 2007. Voronoi-based variational reconstruction of unoriented point sets. In *Symposium on Geometry processing*, Vol. 7. 39–48.
- Ken Anjyo, John P Lewis, and Frédéric Pighin. 2014. Scattered data interpolation for computer graphics. In *ACM SIGGRAPH 2014 Courses*. 1–69.
- Stephen W Bailey, Dalton Omens, Paul D'Elia, and James F O'Brien. 2020. Fast and deep facial deformations. *ACM Transactions on Graphics (TOG)* 39, 4 (2020), 94–1.
- Michael Bao, Matthew Cong, Stéphane Grabli, and Ronald Fedkiw. 2019. High-quality face capture using anatomical muscles. In *Proceedings of the IEEE/CVF Conference on Computer Vision and Pattern Recognition*. 10802–10811.
- Jan Bender, Matthias Müller, Miguel A Otaduy, and Matthias Teschner. 2013. Position-based Methods for the Simulation of Solid Objects in Computer Graphics. In *Eurographics (State of the Art Reports)*. 1–22.
- Matthew Berger, Andrea Tagliasacchi, Lee M Seversky, Pierre Alliez, Gael Guennebaud, Joshua A Levine, Andrei Sharf, and Claudio T Silva. 2017. A survey of surface reconstruction from point clouds. In *Computer Graphics Forum*, Vol. 36. Wiley Online Library, 301–329.
- Miklós Bergou, Saurabh Mathur, Max Wardetzky, and Eitan Grinspun. 2007. Tracks: toward directable thin shells. *ACM Transactions on Graphics (TOG)* 26, 3 (2007), 50–es.
- Stefano Berretti, Alberto Del Bimbo, and Pietro Pala. 2012. Superfaces: A super-resolution model for 3D faces. In *European Conference on Computer Vision*. Springer, 73–82.
- Stefano Berretti, Pietro Pala, and Alberto Del Bimbo. 2014. Face recognition by super-resolved 3D models from consumer depth cameras. *IEEE transactions on information forensics and security* 9, 9 (2014), 1436–1449.
- Enrico Bondi, Pietro Pala, Stefano Berretti, and Alberto Del Bimbo. 2016. Reconstructing high-resolution face models from kinect depth sequences. *IEEE Transactions on Information Forensics and Security* 11, 12 (2016), 2843–2853.
- Sofien Bouaziz, Sebastian Martin, Tiantian Liu, Ladislav Kavan, and Mark Pauly. 2014. Projective dynamics: Fusing constraint projections for fast simulation. *ACM transactions on graphics (TOG)* 33, 4 (2014), 1–11.
- Jonathan C Carr, Richard K Beatson, Jon B Cherrie, Tim J Mitchell, W Richard Fright, Bruce C McCallum, and Tim R Evans. 2001. Reconstruction and representation of 3D objects with radial basis functions. In *Proceedings of the 28th annual conference on Computer graphics and interactive techniques*. 67–76.
- Rohan Chabra, Jan E Lenssen, Eddy Ilg, Tanner Schmidt, Julian Straub, Steven Lovegrove, and Richard Newcombe. 2020. Deep local shapes: Learning local sdf priors for detailed 3d reconstruction. In *European Conference on Computer Vision*. Springer, 608–625.
- Eric R Chan, Marco Monteiro, Petr Kellnhofer, Jiajun Wu, and Gordon Wetzstein. 2021. pi-gan: Periodic implicit generative adversarial networks for 3d-aware image synthesis. In *Proceedings of the IEEE/CVF conference on computer vision and pattern recognition*. 5799–5809.
- Yinbo Chen, Sifei Liu, and Xiaolong Wang. 2021. Learning continuous image representation with local implicit image function. In *Proceedings of the IEEE/CVF conference on computer vision and pattern recognition*. 8628–8638.
- Hon Fai Choi and Silvia S. Blemker. 2013. Skeletal Muscle Fascicle Arrangements Can Be Reconstructed Using a Laplacian Vector Field Simulation. *PLOS ONE* 8, 10 (10 2013), 1–7. <https://doi.org/10.1371/journal.pone.0077576>
- Matthew Cong, Michael Bao, Jane L E, Kiran S Bhat, and Ronald Fedkiw. 2015. Fully automatic generation of anatomical face simulation models. In *Proceedings of the 14th ACM SIGGRAPH/Eurographics Symposium on Computer Animation*. 175–183.
- Matthew Cong, Kiran S. Bhat, and Ronald Fedkiw. 2016. Art-Directed Muscle Simulation for High-End Facial Animation. In *Proceedings of the ACM SIGGRAPH/Eurographics Symposium on Computer Animation (Zurich, Switzerland) (SCA '16)*. Eurographics Association, Goslar, DEU, 119–127.
- David F Crouse. 2016. On implementing 2D rectangular assignment algorithms. *IEEE Trans. Aerospace Electron. Systems* 52, 4 (2016), 1679–1696.
- Brian Curless and Marc Levoy. 1996. A volumetric method for building complex models from range images. In *Proceedings of the 23rd annual conference on Computer graphics and interactive techniques*. 303–312.
- Shachar Fleishman, Daniel Cohen-Or, and Cláudio T Silva. 2005. Robust moving least-squares fitting with sharp features. *ACM transactions on graphics (TOG)* 24, 3 (2005), 544–552.
- Meng-Hao Guo, Jun-Xiong Cai, Zheng-Ning Liu, Tai-Jiang Mu, Ralph R Martin, and Shi-Min Hu. 2021. Pct: Point cloud transformer. *Computational Visual Media* 7, 2 (2021), 187–199.
- Michael Hauth and Olaf Eitz. 2001. A high performance solver for the animation of deformable objects using advanced numerical methods. In *Computer Graphics Forum*, Vol. 20. Wiley Online Library, 319–328.
- Irina Higgins, Loic Matthey, Arka Pal, Christopher Burgess, Xavier Glorot, Matthew Botvinick, Shakir Mohamed, and Alexander Lerchner. 2016. beta-vae: Learning basic visual concepts with a constrained variational framework. (2016).
- Hui Huang, Shihao Wu, Minglun Gong, Daniel Cohen-Or, Uri Ascher, and Hao Zhang. 2013. Edge-aware point set resampling. *ACM transactions on graphics (TOG)* 32, 1 (2013), 1–12.
- Chiyu Jiang, Avneesh Sud, Ameer Makadia, Jingwei Huang, Matthias Nießner, Thomas Funkhouser, et al. 2020. Local implicit grid representations for 3d scenes. In *Proceedings of the IEEE/CVF Conference on Computer Vision and Pattern Recognition*. 6001–6010.

- Michael Kazhdan, Matthew Bolitho, and Hugues Hoppe. 2006. Poisson surface reconstruction. In *Proceedings of the fourth Eurographics symposium on Geometry processing*, Vol. 7.
- Michael Kazhdan and Hugues Hoppe. 2013. Screened poisson surface reconstruction. *ACM Transactions on Graphics (TOG)* 32, 3 (2013), 1–13.
- Liliya Kharevych, W Wei, Yiyang Tong, Eva Kanso, Jerrold E Marsden, Peter Schröder, and Matthieu Desbrun. 2006. *Geometric, variational integrators for computer animation*. Eurographics Association.
- Theodore Kim, Nils Thürey, Doug James, and Markus Gross. 2008. Wavelet turbulence for fluid simulation. *ACM Transactions on Graphics (TOG)* 27, 3 (2008), 1–6.
- Diederik P. Kingma and Jimmy Ba. 2014. Adam: A Method for Stochastic Optimization. <https://doi.org/10.48550/ARXIV.1412.6980>
- Jiaxin Li, Feiyu Zhu, Xiao Yang, and Qijun Zhao. 2021. 3D face point cloud super-resolution network. In *2021 IEEE International Joint Conference on Biometrics (IJCB)*. IEEE, 1–8.
- Ruihui Li, Xianzhi Li, Chi-Wing Fu, Daniel Cohen-Or, and Pheng-Ann Heng. 2019. Pu-gan: a point cloud upsampling adversarial network. In *Proceedings of the IEEE/CVF international conference on computer vision*. 7203–7212.
- Shu Liang, Ira Kemelmacher-Shlizerman, and Linda G Shapiro. 2014. 3d face hallucination from a single depth frame. In *2014 2nd International Conference on 3D Vision*, Vol. 1. IEEE, 31–38.
- Yaron Lipman, Daniel Cohen-Or, David Levin, and Hillel Tal-Ezer. 2007. Parameterization-free projection for geometry reconstruction. *ACM Transactions on Graphics (TOG)* 26, 3 (2007), 22–es.
- Tiantian Liu, Adam W Bargteil, James F O'Brien, and Ladislav Kavan. 2013. Fast simulation of mass-spring systems. *ACM Transactions on Graphics (TOG)* 32, 6 (2013), 1–7.
- Wing Kam Liu, Sukky Jun, and Yi Fei Zhang. 1995. Reproducing kernel particle methods. *International journal for numerical methods in fluids* 20, 8–9 (1995), 1081–1106.
- Shugao Ma, Tomas Simon, Jason Saragih, Dawei Wang, Yuecheng Li, Fernando De La Torre, and Yaser Sheikh. 2021. Pixel codec avatars. In *Proceedings of the IEEE/CVF Conference on Computer Vision and Pattern Recognition*. 64–73.
- Miles Macklin, Matthias Müller, and Nattapong Chentanez. 2016. XPBD: position-based simulation of compliant constrained dynamics. In *Proceedings of the 9th International Conference on Motion in Games*. 49–54.
- Lars Mescheder, Michael Oechsle, Michael Niemeyer, Sebastian Nowozin, and Andreas Geiger. 2019. Occupancy networks: Learning 3d reconstruction in function space. In *Proceedings of the IEEE/CVF conference on computer vision and pattern recognition*. 4460–4470.
- Ben Mildenhall, Pratul P Srinivasan, Matthew Tancik, Jonathan T Barron, Ravi Ramamoorthi, and Ren Ng. 2021. Nerf: Representing scenes as neural radiance fields for view synthesis. *Commun. ACM* 65, 1 (2021), 99–106.
- Neil Molino, Robert Bridson, Joseph Teran, and Ronald Fedkiw. 2003. A crystalline, red green strategy for meshing highly deformable objects with tetrahedra. In *IMR*. Citeseer, 103–114.
- Matthias Müller, Bruno Heidelberger, Marcus Hennix, and John Ratcliff. 2007. Position based dynamics. *Journal of Visual Communication and Image Representation* 18, 2 (2007), 109–118.
- Yukie Nagai, Yutaka Ohtake, and Hiromasa Suzuki. 2009. Smoothing of partition of unity implicit surfaces for noise robust surface reconstruction. In *Computer Graphics Forum*, Vol. 28. Wiley Online Library, 1339–1348.
- Kamal Nasrollahi and Thomas B Moeslund. 2014. Super-resolution: a comprehensive survey. *Machine vision and applications* 25, 6 (2014), 1423–1468.
- Yutaka Ohtake, Alexander Belyaev, and Marc Alexa. 2005a. Sparse low-degree implicit surfaces with applications to high quality rendering, feature extraction, and smoothing. In *Proc. Symp. Geometry Processing*. 149–158.
- Yutaka Ohtake, Alexander Belyaev, and Hans-Peter Seidel. 2005b. 3D scattered data interpolation and approximation with multilevel compactly supported RBFs. *Graphical Models* 67, 3 (2005), 150–165.
- Gang Pan, Shi Han, Zhaohui Wu, and Yueming Wang. 2006. Super-resolution of 3d face. In *European Conference on Computer Vision*. Springer, 389–401.
- Jeong Joon Park, Peter Florence, Julian Straub, Richard Newcombe, and Steven Lovegrove. 2019. DeepSDF: Learning continuous signed distance functions for shape representation. In *Proceedings of the IEEE/CVF conference on computer vision and pattern recognition*. 165–174.
- Shiqi Peng, Gang Pan, and Zhaohui Wu. 2005. Learning-based super-resolution of 3D face model. In *IEEE International Conference on Image Processing 2005*, Vol. 2. IEEE, II–382.
- Reinhold Preiner, Oliver Mattausch, Murat Arikan, Renato Pajarola, and Michael Wimmer. 2014. Continuous projection for fast L1 reconstruction. *ACM Trans. Graph.* 33, 4 (2014), 47–1.
- Charles R Qi, Hao Su, Kaichun Mo, and Leonidas J Guibas. 2017a. Pointnet: Deep learning on point sets for 3d classification and segmentation. In *Proceedings of the IEEE conference on computer vision and pattern recognition*. 652–660.
- Charles Ruizhongtai Qi, Li Yi, Hao Su, and Leonidas J Guibas. 2017b. Pointnet++: Deep hierarchical feature learning on point sets in a metric space. *Advances in neural information processing systems* 30 (2017).
- Guocheng Qian, Abdullellah Abualshour, Guohao Li, Ali Thabet, and Bernard Ghanem. 2021. Pu-gcn: Point cloud upsampling using graph convolutional networks. In *Proceedings of the IEEE/CVF Conference on Computer Vision and Pattern Recognition*. 11683–11692.
- Yue Qian, Junhui Hou, Sam Kwong, and Ying He. 2020. PUGeo-Net: A geometry-centric network for 3D point cloud upsampling. In *European conference on computer vision*. Springer, 752–769.
- Shunsuke Saito, Zeng Huang, Ryota Natsume, Shigeo Morishima, Angjoo Kanazawa, and Hao Li. 2019. Pifu: Pixel-aligned implicit function for high-resolution clothed human digitization. In *Proceedings of the IEEE/CVF International Conference on Computer Vision*. 2304–2314.
- Eftychios Sifakis, Igor Neverov, and Ronald Fedkiw. 2005. Automatic determination of facial muscle activations from sparse motion capture marker data. In *ACM SIGGRAPH 2005 Papers*. 417–425.
- Vincent Sitzmann, Julien Martel, Alexander Bergman, David Lindell, and Gordon Wetzstein. 2020. Implicit neural representations with periodic activation functions. *Advances in Neural Information Processing Systems* 33 (2020), 7462–7473.
- Sangeetha Grama Srinivasan, Qisi Wang, Junior Rojas, Gergely Klár, Ladislav Kavan, and Eftychios Sifakis. 2021. Learning active quasistatic physics-based models from data. *ACM Transactions on Graphics (TOG)* 40, 4 (2021), 1–14.
- Jos Stam. 2009. Nucleus: Towards a unified dynamics solver for computer graphics. In *2009 11th IEEE International Conference on Computer-Aided Design and Computer Graphics*. IEEE, 1–11.
- Ari Stern and Eitan Grinspun. 2009. Implicit-explicit variational integration of highly oscillatory problems. *Multiscale Modeling & Simulation* 7, 4 (2009), 1779–1794.
- Jonathan Su, Rahul Sheth, and Ronald Fedkiw. 2013. Energy conservation for the simulation of deformable bodies. *IEEE Trans. Vis. Comput. Graph.* 19, 2 (2013), 189–200.
- Matthew Tancik, Pratul Srinivasan, Ben Mildenhall, Sara Fridovich-Keil, Nithin Raghavan, Utkarsh Singhal, Ravi Ramamoorthi, Jonathan Barron, and Ren Ng. 2020. Fourier features let networks learn high frequency functions in low dimensional domains. *Advances in Neural Information Processing Systems* 33 (2020), 7537–7547.
- Joseph Teran, Sylvia Blemker, V Ng Thow Hing, and Ronald Fedkiw. 2003. Finite volume methods for the simulation of skeletal muscle. In *Proceedings of the 2003 ACM SIGGRAPH/Eurographics symposium on Computer animation*. 68–74.
- Joseph Teran, Eftychios Sifakis, Geoffrey Irving, and Ronald Fedkiw. 2005. Robust quasistatic finite elements and flesh simulation. In *Proceedings of the 2005 ACM SIGGRAPH/Eurographics symposium on Computer animation*. 181–190.
- Greg Turk and James F O'Brien. 2002. Modelling with implicit surfaces that interpolate. *ACM Transactions on Graphics (TOG)* 21, 4 (2002), 855–873.
- Ashish Vaswani, Noam Shazeer, Niki Parmar, Jakob Uszkoreit, Llion Jones, Aidan N Gomez, Łukasz Kaiser, and Illia Polosukhin. 2017. Attention is all you need. *Advances in neural information processing systems* 30 (2017).
- Yue Wang, Yongbin Sun, Ziwei Liu, Sanjay E Sarma, Michael M Bronstein, and Justin M Solomon. 2019. Dynamic graph cnn for learning on point clouds. *Acm Transactions On Graphics (tog)* 38, 5 (2019), 1–12.
- You Xie, Erik Franz, Mengyu Chu, and Nils Thuerey. 2018. tempoGAN: A temporally coherent, volumetric GAN for super-resolution fluid flow. *ACM Transactions on Graphics (TOG)* 37, 4 (2018), 1–15.
- Lingchen Yang, Byungsoo Kim, Gaspard Zoss, Baran Gözcü, Markus Gross, and Barbara Solenthaler. 2022. Implicit neural representation for physics-driven actuated soft bodies. *ACM Transactions on Graphics (TOG)* 41, 4 (2022), 1–10.
- Wenming Yang, Xuechen Zhang, Yapeng Tian, Wei Wang, Jing-Hao Xue, and Qingmin Liao. 2019. Deep learning for single image super-resolution: A brief review. *IEEE Transactions on Multimedia* 21, 12 (2019), 3106–3121.
- Shuquan Ye, Dongdong Chen, Songfang Han, Ziyu Wan, and Jing Liao. 2021. Meta-PU: An arbitrary-scale upsampling network for point cloud. *IEEE transactions on visualization and computer graphics* (2021).
- Wang Yifan, Shihao Wu, Hui Huang, Daniel Cohen-Or, and Olga Sorkine-Hornung. 2019. Patch-based progressive 3d point set upsampling. In *Proceedings of the IEEE/CVF Conference on Computer Vision and Pattern Recognition*. 5958–5967.
- Lequan Yu, Xianzhi Li, Chi-Wing Fu, Daniel Cohen-Or, and Pheng-Ann Heng. 2018a. Ec-net: an edge-aware point set consolidation network. In *Proceedings of the European conference on computer vision (ECCV)*. 386–402.
- Lequan Yu, Xianzhi Li, Chi-Wing Fu, Daniel Cohen-Or, and Pheng-Ann Heng. 2018b. Pu-net: Point cloud upsampling network. In *Proceedings of the IEEE conference on computer vision and pattern recognition*. 2790–2799.
- Fan Zhang, Junli Zhao, Liang Wang, and Fuqing Duan. 2020. 3d face model super-resolution based on radial curve estimation. *Applied Sciences* 10, 3 (2020), 1047.
- Meng Zhang, Tuanfeng Wang, Duygu Ceylan, and Niloy J Mitra. 2021. Deep detail enhancement for any garment. In *Computer Graphics Forum*, Vol. 40. Wiley Online Library, 399–411.
- Yan Zhang, Wenhan Zhao, Bo Sun, Ying Zhang, and Wen Wen. 2022. Point Cloud Upsampling Algorithm: A Systematic Review. *Algorithms* 15, 4 (2022), 124.

Javier S Zurdo, Juan P Brito, and Miguel A Otaduy. 2012. Animating wrinkles by example on non-skinned cloth. *IEEE Transactions on Visualization and Computer Graphics* 19, 1 (2012), 149–158.

A APPENDIX

A.1 Neural network architecture

We report the specifications of parameters in the implemented model whose definitions and uses are as introduced in Section 3. Our model is comprised of 706,871 trainable parameters.

Notation	Value
N (num. of LR volumetric mesh vertices)	15,872
M (num. HR surface mesh vertices)	35,637
S (num. of submodule layers in Feature Encoding network)	2
D_0	35
D_1	64
D_2	128
α in Equation (7)	0.001
β in Equation (7)	gradually increased from 0.001 to 20
k neighbors in the k -NN graphs from Feature Encoding networks	5
Interpolation neighbors for Coordinate-based Upsampling	20

Table 3. Specifications of parameters in the implemented model.

A.2 Radial Basis Function (RBF)

Following the standard RBF techniques [Anjyo et al. 2014], we formulate our surface reconstruction based on RBF interpolation to predict the deformation vectors $\{\Delta \mathbf{x}_j^H\}_{j=1}^M$ for vertices on the HR surface mesh $\{\mathbf{x}_j^H\}_{j=1}^M$.

Each deformation vector of the LR mesh can be approximated as

$$\Delta \mathbf{x}_i^L = \sum_{k=1}^N \mathbf{w}_k \phi(\|\mathbf{x}_i^L - \mathbf{x}_k^L\|), \quad (8)$$

where $\{\mathbf{w}_k \in \mathbb{R}^3\}$ is the set of weights we wish to find, and $\phi(\|\mathbf{x}_i^L - \mathbf{x}_k^L\|) \in \mathbb{R}$ is the radial function centered at \mathbf{x}_k^L modeled as the Gaussian function

$$\phi(R) = e^{-R^2/\sigma_{RBF}^2}. \quad (9)$$

We compute the distance measure R geodesically following the method in Section 3.2. The weights $\{\mathbf{w}_k\}$ then can be obtained by solving the following linear system in each frame:

$$\underbrace{\begin{bmatrix} \phi_{1,1} & \cdots & \phi_{1,N} \\ \vdots & \ddots & \vdots \\ \phi_{N,1} & \cdots & \phi_{N,N} \end{bmatrix}}_{=: \Phi} \begin{bmatrix} \mathbf{w}_1^T \\ \vdots \\ \mathbf{w}_N^T \end{bmatrix} = \begin{bmatrix} \Delta \mathbf{x}_1^L \\ \vdots \\ \Delta \mathbf{x}_N^L \end{bmatrix}, \quad (10)$$

where Φ is invertible for the given Gaussian radial function.

Finally, the deformation vectors $\{\Delta \mathbf{x}_j^H\}_{j=1}^M$ of the HR surface mesh is calculated as

$$\begin{bmatrix} \Delta \mathbf{x}_1^H \\ \vdots \\ \Delta \mathbf{x}_M^H \end{bmatrix} = \begin{bmatrix} \phi(\|\mathbf{x}_1^H - \mathbf{x}_1^L\|) & \dots & \phi(\|\mathbf{x}_1^H - \mathbf{x}_N^L\|) \\ \vdots & \ddots & \vdots \\ \phi(\|\mathbf{x}_M^H - \mathbf{x}_1^L\|) & \dots & \phi(\|\mathbf{x}_M^H - \mathbf{x}_N^L\|) \end{bmatrix} \begin{bmatrix} \mathbf{w}_1^T \\ \vdots \\ \mathbf{w}_N^T \end{bmatrix}. \quad (11)$$

A.3 Moving Least-Square (MLS)

Similarly, following the standard MLS technique for approximating scalar functions [Anjyo et al. 2014; Liu et al. 1995] we formulate our MLS-based surface reconstruction as approximating each component of displacement vectors $[\Delta \mathbf{x}_j^H, \Delta y_j^H, \Delta z_j^H] \in \mathbb{R}^3$ for every vertex on the HR surface mesh $\{\mathbf{x}_j^H\}_{j=1}^M$.

The approximation is a linear combination of polynomials of degree r (we use $r = 2$) which, using the y component (i.e., Δy_j^H) for an example, can be written as

$$\Delta y_j^H = \mathbf{b}^T(y_k^L) \mathbf{c}(\mathbf{x}_j^H), \quad (12)$$

where $\mathbf{b}(y) = [1, y, y^2, \dots, y^r] \in \mathbb{R}^{r+1}$ is the basis function, and $\mathbf{c}(\mathbf{x}_j^H) = [c_0, c_1, \dots, c_r] \in \mathbb{R}^{r+1}$ is a vector of unknown coefficients dependent on \mathbf{x}_j^H , which we wish to find.

The coefficients can be obtained by solving the following weighted least-square problem:

$$\mathbf{c}(\mathbf{x}_j^H) = \arg \min_{\mathbf{c} \in \mathbb{R}^{r+1}} \sum_{k \in \mathcal{N}_j} w_k(\|\mathbf{x}_j^H - \mathbf{x}_k^L\|) \left(\mathbf{b}^T(y_k^L) \mathbf{c} - \Delta y_k^L \right)^2, \quad (13)$$

where \mathcal{N}_j is a set of indices of LR mesh vertices neighboring \mathbf{x}_j^H (we use the same 20 neighbors as defined in Section 3.2), and $w_k(D)$ is a weighting function modeled as

$$w_k(D) = e^{-D^2/\sigma_{MLS}^2}, \quad (14)$$

where we use the geodesic distance between \mathbf{x}_j^H and \mathbf{x}_k^L for the distance measure D (as computed in Section 3.2).

Then, $\mathbf{c}(\mathbf{x}_j^H)$ can be computed by differentiating Equation (13) w.r.t. \mathbf{c} and setting it to zero:

$$\begin{aligned} & \frac{\partial}{\partial \mathbf{c}} \left(\sum_{k \in \mathcal{N}_j} w_k(\|\mathbf{x}_j^H - \mathbf{x}_k^L\|) \left(\mathbf{b}^T(y_k^L) \mathbf{c} - \Delta y_k^L \right)^2 \right) \Big|_{\mathbf{c}(\mathbf{x}_j^H)} = 0 \\ \Leftrightarrow & \underbrace{\left[\sum_{k \in \mathcal{N}_j} w_k(\|\mathbf{x}_j^H - \mathbf{x}_k^L\|) \mathbf{b}(y_k^L) \mathbf{b}^T(y_k^L) \right]}_{=: M} \mathbf{c}(\mathbf{x}_j^H) \\ & = \underbrace{\sum_{k \in \mathcal{N}_j} w_k(\|\mathbf{x}_j^H - \mathbf{x}_k^L\|) \Delta y_k^L \mathbf{b}(y_k^L)}_{=: \mathbf{d}}, \end{aligned} \quad (15)$$

and solving $\mathbf{c} = M^{-1} \mathbf{d}$, where the matrix M is invertible for a non-negative value of $w_k(D)$. For numerical stability, we re-center the polynomial basis around \mathbf{x}_j^H [Liu et al. 1995], replacing $\mathbf{b}(y_k^L)$ with $\mathbf{b}(y_k^L - y_j^H)$ which reduces Equation (12) to

$$\Delta y_j^H = c_0. \quad (16)$$

This process is repeated for each of x , y , z components (i.e., Δx_j^H , Δy_j^H , and Δz_j^H) for every vertex on the HR mesh $\{\mathbf{x}_j^H\}_{j=1}^M$.

A.4 β -Variational Auto Encoder

We train a β -Variational Auto Encoder (β -VAE) [Higgins et al. 2016] to predict high-resolution displacements using low-resolution displacements as input to serve as a baseline generative neural network. The β -VAE has 2 fully connected layers in the encoder and 3 fully connected layers in the decoder. The encoder has 2 hidden layers with 1024 neurons in the first layer and 512 neurons in the second layer. The output of the encoder is composed of 256 neurons (128 neurons for the mean and 128 neurons for the variance). The decoder has 3 hidden layers with 256, 1024, and 4096 neurons. All the hidden layers use Leaky RELU activations. During every training epoch, the mean and variance output from the encoder are used to compute latent parameters by sampling from a normal distribution. To train the weights of this network, we compute the loss on the output displacements (L2-norm) and the KL divergence of the latent parameters. The former penalizes reconstruction error while the latter encourages disentanglement between latent parameters. The KL-Divergence term is also scaled by a hyperparameter β which controls the degree of disentanglement between the latent parameters. We fixed β to be 0.01 for this dataset and used Adam [Kingma and Ba 2014] to train the network weights, with a learning rate of $1e-4$. Since the input and output dimensions of our β -VAE are different, we don't design identical encoder and decoder architectures. We use the same partition for the train and test sets as our method.

A.5 Approximate resolution of self-collision

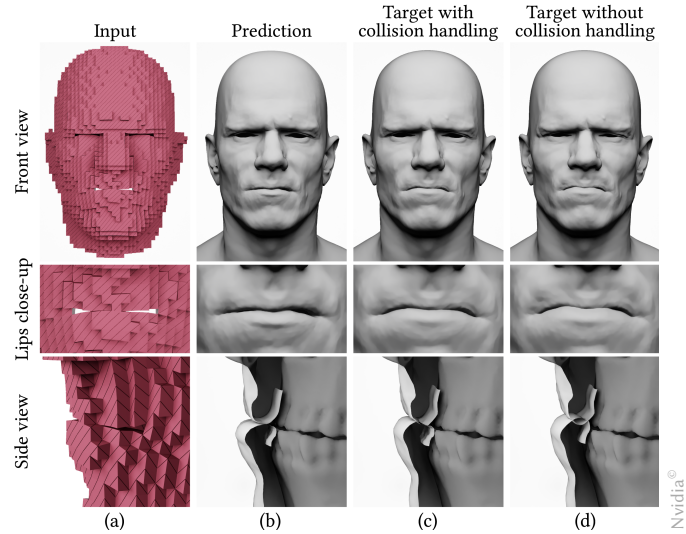


Fig. 11. An example of complete collision resolution: The prediction of our framework (b) on test performance (a) has collisions resolved. The performance (when simulated in high resolution) with and without collision handling is shown in (c) and (d), respectively. Notice that when the penetration is low, collisions are resolved in the prediction.

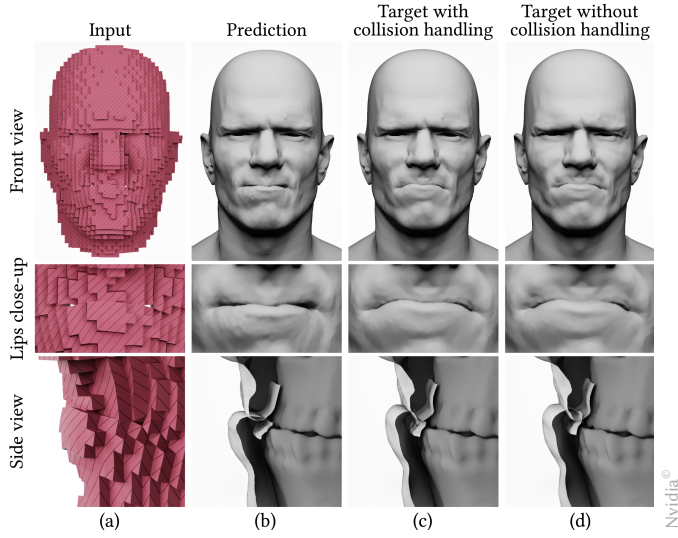


Fig. 12. An example of partial collision resolution: The prediction of our framework (b) on test performance (a) has collisions partially resolved. The performance (when simulated in high resolution) with and without collision handling is shown in (c) and (d), respectively. Notice that when the penetration is higher, collisions are partially resolved in the prediction.

We validate the qualitative performance of self-collisions by visualizing and comparing the predictions on the test set with two variants of the high-resolution surface, collision handling applied in the simulation (Figures 11c and 12c) and omitted in the simulation (Figures 11d and 12d). As mentioned in Section 4, we do not resolve self-collisions in the low-resolution simulations, but only in the high-resolution simulations. We notice that the model can partially resolve self-collisions depending on the degree of collision (or penetration). Figure 11 illustrates one such test set performance where the prediction from our model (Figure 11b) does not have lip self-collisions when the penetration is low (Figure 11d). Conversely, when the penetration is high, as shown in Figure 12d, the prediction has collisions partially resolved (Figure 12b). We also highlight that we do not add any additional penalty for collisions during training and the model has learned this from the training data performances alone.