

A Quantitative Analysis and Guideline of Data Streaming Accelerator in Intel® 4th Gen Xeon® Scalable Processors

Reese Kuper
UIUC
rkuper2@illinois.edu

Ren Wang
Intel Labs
ren.wang@intel.com

Ipoom Jeong
UIUC
ipoom@illinois.edu

Narayan Ranganathan
Intel Labs
narayan.ranganathan@intel.com

Yifan Yuan
Intel Labs
yifan.yuan@intel.com

Jiayu Hu
Intel Corporation
jiayu.hu@intel.com
Nam Sung Kim
UIUC
nskim@illinois.edu

Abstract

As semiconductor power density is no longer constant with the technology process scaling down, modern CPUs are integrating capable data accelerators on chip, aiming to improve performance and efficiency for a wide range of applications and usages. One such accelerator is the Intel® Data Streaming Accelerator (DSA) introduced in Intel® 4th Generation Xeon® Scalable CPUs (Sapphire Rapids). DSA targets data movement operations in memory that are common sources of overhead in datacenter workloads and infrastructure. In addition, it becomes much more versatile by supporting a wider range of operations on streaming data, such as CRC32 calculations, delta record creation/merging, and data integrity field (DIF) operations. This paper sets out to introduce the latest features supported by DSA, deep-dive into its versatility, and analyze its throughput benefits through a comprehensive evaluation. Along with the analysis of its characteristics, and the rich software ecosystem of DSA, we summarize several insights and guidelines for the programmer to make the most out of DSA, and use an in-depth case study of DPDK Vhost to demonstrate how these guidelines benefit a real application.

1. Introduction

The demise of Dennard scaling [32] has given rise to the wide adoption of accelerators for common application domains, such as GPUs, NPU, and more recently, DPU [1, 5, 7–9, 29, 37, 38, 40, 43, 45, 46, 48, 53, 63]. The rise of specialization also yields a trend towards core integrated with diverse on-chip accelerators such as Gaussian & Neural Accelerator in Intel Core processors [20] and Active Messaging Engines in IBM Power10 processors [56].

Datacenter servers often run not only diverse latency-sensitive applications, but also common software components such as data movement (e.g., `memcpy()` and `memmove()`), hashing, and compression. The CPU cycles spent on running these common software components are known as *datacenter tax*, since they should instead be used to run applications [42]. Besides, these data movement/transform operations often compete with other co-running applications for the shared CPU resources, such as on-chip caches, and thus often notably impact application service latency. For these reasons, efficient

offload of such operations to optimized hardware engines is a promising approach in datacenter system-on-chips [42].

To offload such memory operations from the CPU, Intel introduced I/O Acceleration Technology (I/OAT) to server-class Xeon® 5100 series processors in 2006 [10]. I/OAT is comprised of a DMA engine in the chipset that is recognized, programmed, and operated in the same way as DMA engines in PCIe-connected devices. Generational improvements to I/OAT evolved into the Crystal Beach DMA (CBDMA) engine with increased throughput and data coordination. Despite having support from some software stacks, broader adoption by application stacks has proven harder due to the restricted programming interface and higher offload costs.

In response to the growing need for offloading more diverse, simple but repetitive memory-intensive operations, Intel recently introduced the Data Streaming Accelerator (DSA) to Intel® 4th generation Xeon® Scalable Processors based on the Sapphire Rapids architecture [19]. Compared to DMA engines from previous generations, DSA has been improved significantly in various aspects, including substantially lower offload overhead, better efficiency in terms of throughput and energy consumption, diversity of supported operations, and a set of unique features which make it a more desirable and attractive solution for accelerating memory-related operations and transformations.

In this paper, we first investigate and quantify the benefits of DSA from various aspects by using a set of microbenchmarks. Subsequently, we demonstrate the software enablement and ecosystem of DSA in modern datacenter infrastructure and application domains. We also present the real applications that gain performance improvement by adopting DSA. Based on the performance analysis and software enablement experience, we provide some guidelines to make the best use of DSA features. Using DPDK Vhost as a tangible example, we also demonstrate how DSA usage can be adopted and optimized in a real application in detail [66]. Our comprehensive analysis demonstrates that DSA has great potential for accelerating a number of widely used operations on streaming data for higher throughput and lower tail-latency, while preventing performance-critical on-chip shared cache from being polluted by such streaming data.

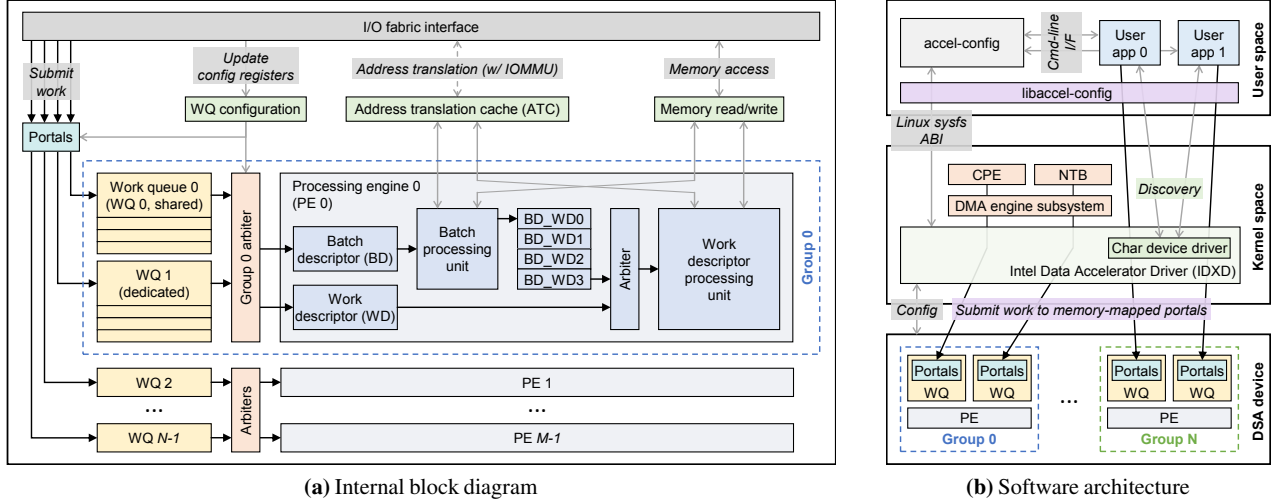


Figure 1: Architectural overview of DSA. Job descriptors are directly submitted to memory-mapped portals in each device. IOMMU allows in-device address translation, and thus memory pinning is not required.

2. Background and Motivation

In modern server systems, there are various repetitive memory-intensive routines frequently deployed and invoked for several purposes [42]. One example is memory copying, which is ubiquitous in the scenarios of network packet processing and file I/O accesses. Other examples include `memcmp()` for comparing different regions of memory, `memset()` for assigning a value to a designated memory region, `delta-record` for tracking the difference between two memory regions, and data integrity checks like CRC checksums. Although some of them have been optimized in software or through new instructions, they still exhibit a significant cost on CPU core utilization in datacenters [42].

To address the overheads of memory operations, Intel introduced QuickData Technology, a component of its I/OAT set [11, 12], that facilitates the `memcpy()` operations by the chipset instead of the cores [34, 58–60]. Evolving from the chipset, this technology has been implemented as an on-chip unit (i.e., CBDMA) in the past few generations of Intel Xeon Scalable Processors. A CPU core can offload memory copy operations to CBDMA in an asynchronous fashion by submitting a request descriptor to CBDMA and waiting for an interrupt upon completion. As a result, the dedicated memory copy engine effectively saves CPU cycles. Despite this, CBDMA has shown limited use in general applications due to a small feature set, high offloading cost, and restrictions on its programmability, such as the requirement for memory pinning [13]. Hence, a new hardware engine with better performance, more versatile functionalities, and more user-friendly programming model is highly desired.

3. Intel Data Streaming Accelerator

3.1. Overview

DSA is a high-performance data copy and transformation accelerator integrated in Intel’s latest Sapphire Rapids Xeon CPUs as a successor of CBDMA [19]. It provides not only better processing efficiency and practicality, but also greater

versatility over CBDMA. DSA is equipped with hardware components to efficiently process work descriptors submitted by one or more users (§ 3.2). Through the support of shared virtual memory (SVM), these work descriptors can be submitted by user applications directly to DSA via memory-mapped I/O (MMIO) registers. Users are also allowed to directly configure the underlying computational resources based on their needs, which is enabled by the user interfaces provided by a set of dedicated drivers (§ 3.3). In addition, DSA provides better functionality by means of newly supported operations, and therefore it is expected that more user/kernel processes can take advantage of what DSA offers. Several optimization features are also introduced in DSA, aiming to make the best use of the accelerator’s available resources (§ 3.4).

3.2. Hardware Architecture

Fig. 1(a) illustrates the high-level hardware organization of DSA. It consists of a set of interfaces to communicate with the host and other system components (e.g., main memory), work queues (WQs) that hold the submitted work descriptors, processing engines (PEs) that fetch the descriptors and conduct requested work, and arbiters for quality of service (QoS) and fairness control. The basic operational unit of DSA is a group, which can be flexibly configured with any number of WQs and PEs. The WQs in a group accept descriptors from software and the PEs in the group process the descriptors from the WQs. In the figure, Group 0 is configured to have two WQs and one PE. The performance impact of group configuration is further discussed in § 4.3.

As an on-chip accelerator, each DSA device is exposed to the host as a single root complex integrated endpoint (RCiEP) and fully compatible with the standard PCIe configuration mechanism. Software offloads work by submitting 64-byte work descriptors to DSA via device MMIO registers (called “portals”). The work descriptor includes the key information and settings of the operation, such as operation type, completion

Table 1: Data Streaming Operations Supported by DSA

Type	Operation	Description
Move	Memory Copy	Copy data from a source address to a destination address
	Dualcast	Transfer data from a source address to two separate destination addresses
	CRC Generation	Create a CRC checksum on the transferred source data
	Data Integrity Field (DIF) Operations	Check, insert, strip, or update DIFs for each 512/520/4096/4104-byte block of source data transferred from a source address to a destination address
Fill	Memory Fill	Sequentially fill the designated memory region with a 8/16-byte fixed pattern
Compare	Memory Compare	Compare two source buffers against each other and return whether they are identical
	Compare Pattern	Compare a source buffer with an 8-byte pattern and return whether the entire region matches the pattern
	Create Delta Record	Creates a delta record containing the differences between two source buffers (i.e., original/modified buffers)
	Apply Delta Record	Merges a delta record to the original buffer to create the copy of the modified buffer to a destination address
Flush	Cache Flush	Evict all cache lines within a given address range from the cache hierarchy

* Note: Create and Apply Delta Record and Cache Flush are not analyzed due to being more niche and specialty operations.

record address, ordering of the device memory write, batching, etc. Work descriptors submitted to a portal are placed in the WQ corresponding to the portal address. The WQs are on-device storage configured by user-level utility before enabling the device. Each WQ operates in one of two modes: (1) dedicated WQ (DWQ), which are intended for a single client to submit work to, and (2) shared WQ (SWQ), which can be shared by multiple software clients without inter-thread synchronization.

A descriptor at the head of a WQ is eligible to be dispatched to any free PE within a group. This is performed by the group arbiter, considering the relative priority of the WQs inside a group for QoS, while preventing starvation. Then, the work descriptor processing unit conducts the operation specified in a descriptor by: (1) reading source data from the memory, (2) performing operation, (3) updating destination buffer in the memory, and (4) writing completion record and generating interrupt if requested. See § 3.4 for details on batch descriptor processing and QoS control.

Meanwhile, the address translations for the completion record, source, and destination buffers are performed by interacting with the on-device address translation cache (ATC) that interacts with the IOMMU on the SoC — a key difference from previous generations. This enables support of coherent shared memory between DSA and cores — they can access shared data in CPU virtual address space and thereby eliminate the need for applications to pin memory.

3.3. Software Architecture and Interface

Fig. 1(b) represents the software architecture of DSA. The key software is Intel Data Accelerator Driver (IDX) — a kernel mode driver for device initialization and management. For the control path, IDX provides functionalities for DSA discovery, initialization, and configuration. Applications can leverage the user-space `libaccel-config` API library for such control operations. For the data path, to provide low-latency access to the DSA instance for the applications, IDX exposes the MMIO portals as a `char` device via `mmap`. Note that IDX also enables in-kernel usage of DSA (e.g., clear page engine CPE and non-transparent bridge NTB) [65].

As discussed before, DSA is invoked via the submission of

a work descriptor and it generates a corresponding completion record when the offloaded task is completed. To improve communication efficiency between the cores and DSA, several new x86 instructions for low-latency work-dispatch and synchronization are supported on the CPU cores.

For low-latency work submission to dedicated work queues (DWQ), the `MOVDIR64B` instruction is introduced. For the submission to a SWQ, the `ENQCMD` and `ENQCMD5` instructions are used instead to avoid multi-producer contention, removing the need for software to maintain locks to perform descriptor submissions. These instructions atomically submit one descriptor to the WQ in a non-posted manner and a status value is returned showing whether the descriptor has been successfully accepted by DSA. If unsuccessful, the submitter can re-try the descriptor submission if needed.

For the core to get the results from DSA asynchronously while avoiding high cycle and power consumption for spinning, the `MONITOR/MWAIT` instructions have been extended to user space (i.e., `UMONITOR/UMWAIT`) so that user space software can now register and monitor a memory address, while remaining in an optimized wait state until the value is changed (e.g., completion record updated by DSA).

3.4. Supported Operations and Unique Key Features

DSA supports a rich set of operations, as listed in Table 1. More details can be found in the official specification [25]. In this section, we describe unique key features provided by DSA compared to its predecessors.

F1: Virtualization and multi-application support. DSA is able to operate on either virtual addresses or physical addresses, such as for specifying the locations of the source and destination buffers. As it has the ability to access the virtual address space of the host applications (i.e., SVM), task offloading does not require memory pinning of source and destination buffers. Instead, process address space ID (PASID) is used for looking up addresses in the ATC, sending requests for address translation to IOMMU (i.e., page table walk), and handling page faults via communication with the OS. This feature enables multiple applications (processes) to use DSA simultaneously and independently. DSA also supports I/O virtualization (Intel

Table 2: Evaluated System Configurations

Generation	Ice Lake (ICX)	Sapphire Rapids (SPR)
Number of cores	40	56
L1/L1D/L2 (KB)	32 / 48 / 1280	32 / 48 / 2048
Shared LLC (MB)	57	105
Memory (GB)	Six DDR4 Channels	Eight DDR5 Channels
DMA engine	CBDMA w/ 16 channels	DSA w/ 8 WQs, 4 engines

Scalable IOV [17]), enabling it to be shared by multiple VMs in secure and isolated environments.

F2: Batch descriptor processing. DSA supports the processing of a batch descriptor that delivers the starting address of an array of work descriptors and the number of them in the batch to reduce the overhead of submitting multiple work descriptors one by one. Being prepared and submitted in the same way as work descriptors, a batch descriptor is handled by the batch processing engine: fetching a set of work descriptors from memory at once, and subsequently processing them in the work descriptor processing unit. In addition, a batch-granular completion record is generated, which alleviates the overhead of software to examine the completion records of all batched descriptors. As a result, batch description processing significantly improves data throughput over running these tasks individually on DSA, as well as on a core. The performance impact of batch processing is explored in great detail in § 4.2.

F3: QoS control. A number of QoS features are provided for the finer-grained control over the latency- and bandwidth-sensitive components inside DSA. Priority values can be set to WQs, adjusting the frequency at which descriptors are dispatched to the PEs. Co-running applications that make use of multiple WQs per group can set an appropriate priority to ensure sufficient resources for the other running processes that access the same group.

DSA includes a set of features to assist working with memory types and tiers that vary in bandwidth and latency characteristics. External to the accelerator, DSA allows access to the underlying PCIe fabric, enabling support for traffic classes and virtual channels. Internally, read buffers are used to hide memory access latency and maximize engine throughput. These buffers, much like the other components in DSA, can be configured. Decreasing the number of read buffers for a PE may affect its achievable bandwidth, but it also frees read buffers that can then be allocated to other engines. Additional configuration options are also available – such as the maximum batch size, WQ size, and transfer size – which provide users with greater control over expected offloading latency.

4. DSA Performance Analysis

4.1. Experimental Methodology

In our experiments, we evaluate two DMA engines in Intel 4th gen Xeon CPU (SPR) and its predecessor (ICX), as shown in Table 2. Although CBDMA and DSA have different hardware architectures and software interfaces, we try to use (logically

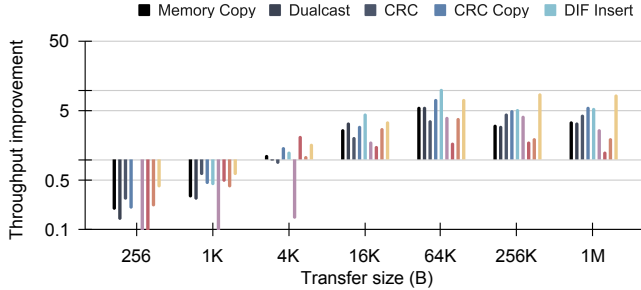
and/or physically) the same resources across different DMA engines for a fair comparison (e.g., a single channel for CBDMA and a single PE for DSA). In the same vein, the cache control feature described in § 6.2 is disabled for DSA. Instead, we highlight the effectiveness of other basic functionalities. We use Linux kernel version 5.15 when measuring latency, throughput, and cache pollution effects.

For benchmarks, we use a set of user-space microbenchmarks, `dsa-perf-micros` [50], to measure the performance of DSA with different group configurations, job descriptions, and synchronization modes. When used asynchronously, DSA is used with a queue depth of 32 unless otherwise stated. Each test runs over one thousand iterations and input data is initialized in the main memory at the beginning of every test case. For the software baseline running on the CPU core, we select highly optimized software libraries (e.g., `glibc`'s `memcpy`, and `ISA-L` [26] for CRC32 calculation) for fair comparison. Latency breakdown measurements were measured by modifying `dsa_test` found in DSA's user utility, `accel-config`, from the open-source `idxd-config` repository [18]. Specifically, we set the system timers around the regions of code used for allocating, preparing, submitting, and waiting for the descriptor to finish processing. For comparisons against the baseline CPU, we made a software counterpart of each operation and timed them accordingly. To ensure consistency within our testing, we flushed the descriptors along with the source and destination data from the cache hierarchy between all test iterations. We ignore the descriptor allocation and preparation time for the reasons explained in § 4.2. We leverage the Linux `Perf` tool [31] to gather information on cycles and Intel's `ppqos` library APIs [15] to observe the LLC occupancy of individual cores, as well as isolating the evaluated cores to specific LLC ways for minimizing interference with other background tasks in the system.

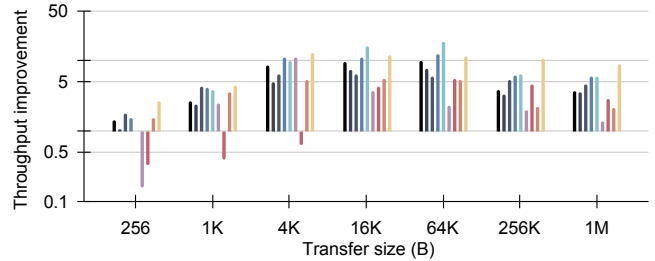
4.2. Throughput and Latency

Comparison with CBDMA: Through conducted experiments, we found DSA to perform an average of $2.1 \times$ greater throughput than CBDMA found in Intel 3rd Gen Xeon scalable processors (ICX) over varying transfer sizes. This is mainly due to generational improvements such as the microarchitectural innovation of DMA engines and the scaling of the technology process, along with improvements in memory subsystem performance.

Impact of transfer size: Fig. 2 demonstrates the impact of data transfer size on the speedup of DSA over its software counterparts running on cores. In this experiment, we assume a pre-allocated memory space for work descriptors. In other words, the latency of DSA offloading includes only the time for submitting a descriptor and waiting for its completion, not for descriptor memory allocation. DSA shows favorable throughput improvements when offloading data above 4 KB in size when offloaded synchronously, where each descriptor is submitted and completed prior to sending another. These improvements above 4 KB are due to the reduced communication overheads for descriptor submission between



(a) Synchronous offloading



(b) Asynchronous offloading

Figure 2: Throughput improvements of data streaming operations over their software counterparts with varying transfer sizes (batch size: 1). Memory Fill and NT-Memory Fill refer to allocating and non-allocating writes (similar to regular store and nt-store), respectively.

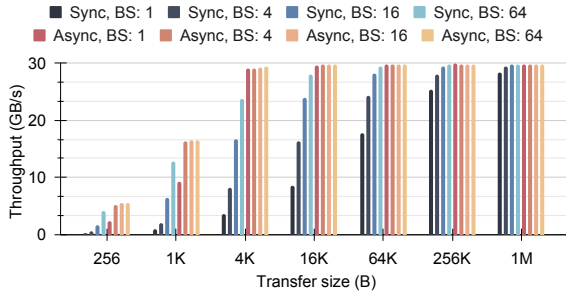


Figure 3: Throughput of DSA's Memory Copy operation on Sync or Async offloading with varying transfer sizes and batch sizes (BS)

the host CPU and DSA. This is also the case for the latency performance of DSA and CPU core, as demonstrated later.

The speedups presented so far are achieved when offloading a single descriptor at a time, but if applications are designed more carefully, we can batch multiple descriptors together as well as offload them asynchronously. Fig. 2b highlights the improvements when offloading work asynchronously, surpassing their software counterparts much earlier with transfer sizes around 256 bytes.

Impact of batch processing: DSA allows descriptors to be batched to minimize the cost of offloading. DSA increases throughput non-linearly depending on the transfer size and level of synchronicity. For synchronous usage, the increasing batch size for small transfer sizes exponentially increases observed throughput, while more modest improvements are seen for transfer sizes above 256 KB as shown in Fig. 3.

When varying both transfer and batch sizes, throughput is primarily affected by the asynchronous use of DSA. For streaming asynchronous work submission to a dedicated work queue (DWQ), a core can stream descriptors at a high enough rate that allows the device to achieve peak throughput even without batching (BS: 1). For asynchronous submission to a shared work queue (SWQ), a batch of size n is roughly equivalent to streaming submission by n CPU cores. This is because of the round-trip latency involved with the `ENQCMD` instruction used to submit to the SWQ. After synchronously offloading 256 KB and asynchronously offloading 4 KB, with batch sizes of 64 and 4 respectively, the throughput saturates at 30 GB/s due to the inherent I/O fabric limit.

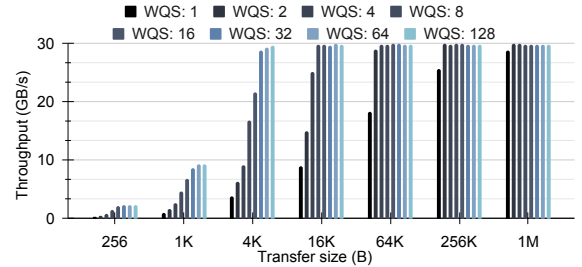


Figure 4: Throughput of DSA's asynchronous Memory Copy operation with different WQ sizes (wqs)

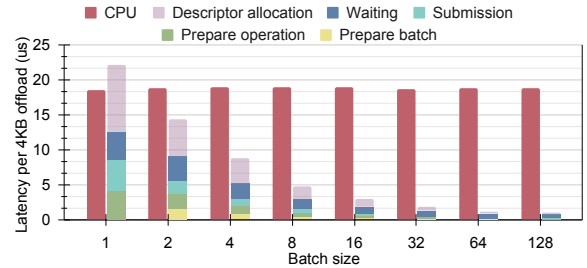
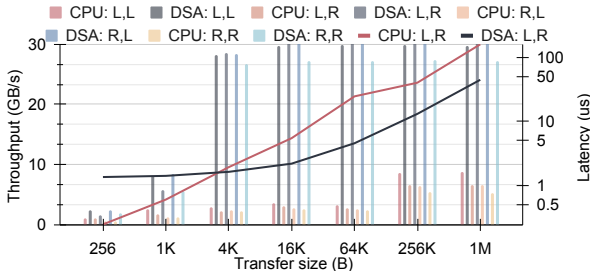


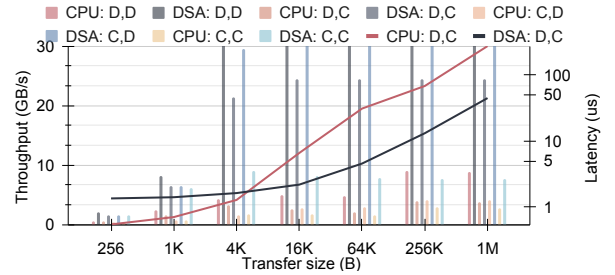
Figure 5: Breakdown of `memcpy()` latency on CPU (left bars) and Memory Copy operation latency on DSA (right stacked bars) with varying batch sizes (transfer size: 4 KB)

Impact of asynchronous use: As discussed earlier, asynchronous use of DSA can greatly improve throughput over the case where a single descriptor is offloaded at a time. This is because asynchronous submission of multiple descriptors allows overlapped execution and hiding of address translation and memory access latency through hardware pipelining. In Fig. 4, we observe that increasing the number of in-flight work descriptors (through increasing `wq_size`) improves the throughput of Memory Copy up to the saturation points by reducing the offloading costs. The same benefits are observed across all other operations. Fig. 4 demonstrates the synergistic impact of batch processing and asynchronous offloading.

Latency breakdown of DSA offload: Breaking down these latencies into separate steps in the offloading process makes it clear where the time is spent in the DSA workflow. We demonstrate the latency behaviors of both DSA (synchronous mode) and the CPU cores in Fig. 6, and further break the DSA latency down in Fig. 5. The time spent on DSA queueing



(a) Local (L) and remote (R) sockets



(b) DRAM (D) and CXL (C)

Figure 6: Throughput (bars) and latency (lines) impact when using different memory configurations (synchronous mode, batch size: 1). Each configuration is labeled as [`<Device>`:`<Source buffer>`,`<Destination buffer>`].

or processing consumes the majority of the latency. The descriptor allocation time is where most time is spent, though in real-world use, these descriptors are often times pre-allocated in buffers ahead of use, amortizing the cost for this step, and can be ignored. Following allocation, the waiting and submitting time consume the next most significant times as this is where the computation and data reads are done. While waiting for the descriptor to be processed, the core becomes idle, allowing other applications to spend CPU cycles completing their tasks along with DSA operating in the background. Managing these tasks asynchronously with larger batches best utilizes the CPU cycles that would have otherwise been wasted on the common background tasks. Preparing the descriptor takes the least time, and as descriptor preparation would only assign the needed components (e.g., completion record, source and destination addresses, flags, etc.), these costs are evidently not as significant. In many applications, the values for flags and completion record addresses (if pre-allocated along with the descriptor) can be amortized from the process as well along with the descriptor allocation. Setting the status to zero can be done once the completion record is retrieved, allowing for only the source and destination addresses to be written to the descriptor regarding preparation. As this time involves two writes, it can be considered low-cost and can be ignored.

Impact of DSA across sockets: Memory access latency differs depending on whether data is located in memory local to the DSA socket or on the remote socket. As memory requests are sent and received by other sockets via Intel’s Ultra Path Interconnect (UPI), the corresponding overhead increases remote memory latency. With pipelined execution and adequate buffering, DSA is generally able to effectively hide the additional latency to access remote socket memory. As a result, DSA is able to achieve full performance accessing remote memory similar to local accesses. The measured throughput and latency between the different memory configurations are shown in Fig. 6a by assigning the source and destination buffers for the Memory Copy operation to the local or remote NUMA nodes.

The general trend indicates that latency breaks even with copying from the CPU between 4-10KB for all configurations and the example of using a local source buffer and remote destination buffer is added to Fig. 6a. Also, allocating source/destina-

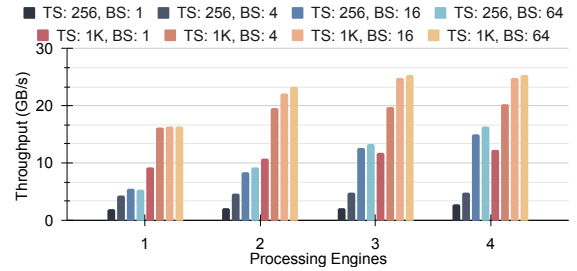


Figure 7: Performance impact of the number of PEs on Memory Copy with varying transfer sizes (TS) and batch sizes (BS) using one WQ

tion buffers in separate locations yield slight benefits as the system can take greater advantage of memory channel parallelism.

Applying DSA to CXL-based memory: As an emerging interconnect technology, Compute eXpress Link (CXL) [28, 52] has introduced a new type of memory device to the server’s memory hierarchy. Typically, compared to the memory directly attached to the CPU’s memory channels, CXL-based memory tends to have a larger capacity but lower latency/throughput performance. Thus, the cold data can be moved to it and brought back quickly when necessary. As Sapphire Rapids is the first Intel® Xeon® Scalable Processor that supports CXL (version 1.1), we measure and analyze DSA’s performance on CXL-related data movement. We use an Intel® Agilex-I Development Kit [23], which is equipped with 16 GB DDR4 DRAM, as the CXL memory device. The CXL memory is exposed to the CPU/OS as a NUMA node with no CPU cores, and its usage is the same as regular NUMA memory management.

Much like the cross-socket throughput, CXL-based memory accesses exhibit a similar, but far more exaggerated trend in Fig. 6b. When using CXL memory for both source and destination buffers, throughput drops due to the higher access latency of CXL, but DSA still shows significantly higher throughput than its software counterpart. We also observe that the throughput is higher for configurations using CXL as the source and DRAM as the destination (compared to the opposite direction), due to the longer write latency of CXL-attached memory than its read latency.

Impact of Huge Pages: Huge pages can improve the ability to cache data as TLBs cache larger regions of memory per single page table entry. This improvement comes at the cost of longer

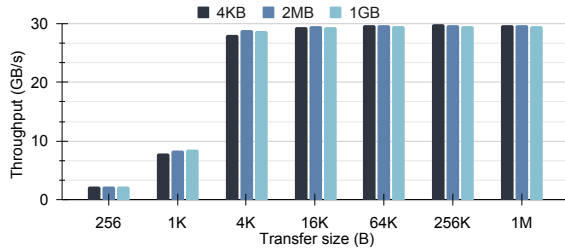


Figure 8: Performance impact of using huge pages with varying transfer sizes.

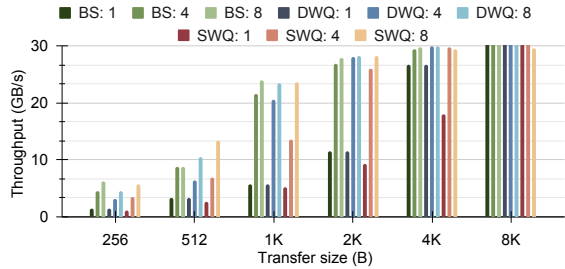


Figure 9: Throughput impact of different WQ configurations: 1) one DWQ with batching (BS: N), 2) multiple DWQs with one thread and PE per queue (DWQ: N), and 3) one SWQ with one PE and multiple threads submitting (SWQ: N).

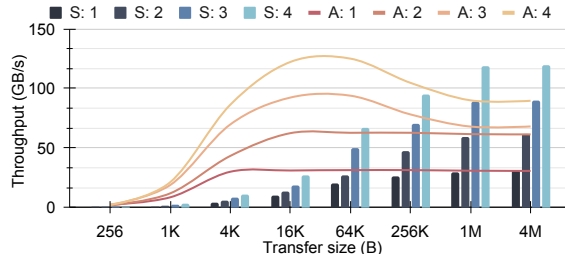


Figure 10: Throughput using multiple DSA instances

memory allocations and, when data is not spatially located, becomes a large overhead when page faults occur. The results from Fig. 8 show how throughput is nearly unaffected by the size of pages used.

4.3. Flexible Group Configuration

One of the unique characteristics of DSA is that users can flexibly configure the accelerator based on their needs. One primary configurable aspect is the number of PEs per group. When a group is equipped with a single PE, submitted descriptors are processed in a pipelined fashion and can reach throughput saturation on its own. However, if the PE in this scenario becomes stalled due to long-latency address translation or lengthy page fault handling, subsequent tasks submitted to this group are affected. On the other hand, when configured with more than one PE, a group can continue processing additional tasks as other free PEs in the same group are able to dispatch and process subsequent descriptors, providing higher throughput and QoS performance. This contributes to the improvements in Memory Copy throughput with the increased number of PEs in Fig. 7. For larger transfer sizes, configuring

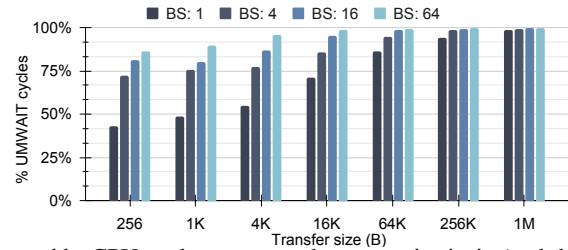


Figure 11: CPU cycles spent on the UMWAIT intrinsic (and thus in a lower power state) when offloading Memory Copy operations with varying transfer sizes and batch sizes (BS)

groups with more PEs show leveling improvements because a single PE is capable of hitting peak bandwidth in such cases.

Groups may be configured to include multiple WQs, either shared or dedicated. Fig. 9 demonstrates the impact of offloading to different WQ configurations, including batching to a single DWQ, multiple DWQs, and one SWQ. Using either multiple DWQs or batching for a single queue results in nearly identical throughput, while SWQ observes lower throughput between 1-8 KB. When using many threads for offloading to a SWQ, the throughput matches that of the other WQ configurations.

Multiple DSA instances can be included on the same SoC, thus using multiple simultaneously can increase the maximum observed throughput. From Fig. 10, throughput is shown to increase linearly with the number of DSA used. Beyond 64 KB, the maximum throughput begins to drop to 70 GB/s and 90 GB/s for 3 and 4 DSA instances respectively. This is because in such cases, the data write footprint exceeds the DDIO portion of the LLC (i.e., the leaky DMA problem [57, 64]), hence, the throughput in such cases is limited by the system memory bandwidth. In use cases demanding higher throughput with large transfer sizes, more LLC ways should be allocated for DDIO [64] (also see § 6.2).

4.4. CPU Cycle Reduction

Offloading work to DSA allows the core running the process to use an optimized sleep state via UMWAIT to save dynamic energy consumption (§ 3.3). The user may also choose to use interrupts instead of UMWAIT to notify the offloading core when the descriptor is finished processing. During this processing time, the core can switch to work on other tasks as it waits for the operation to complete. Fig. 11 shows the percentage of CPU cycles spent on the UMWAIT intrinsic while offloading Memory Copy descriptors. With the transfer sizes of 4 KB or higher, the majority of cycles are spent on UMWAIT intrinsic. Furthermore, when batched, most cycles are spent on UMWAIT across all transfer sizes, which indicates that the host CPU can leverage such saved cycles for performing other tasks.

4.5. Cache Pollution

One of the key benefits of offloading tasks to DSA is to prevent the LLC space from being polluted by the streaming data having low locality. This allows other co-located, latency-sensitive applications to meet their desired timing. To

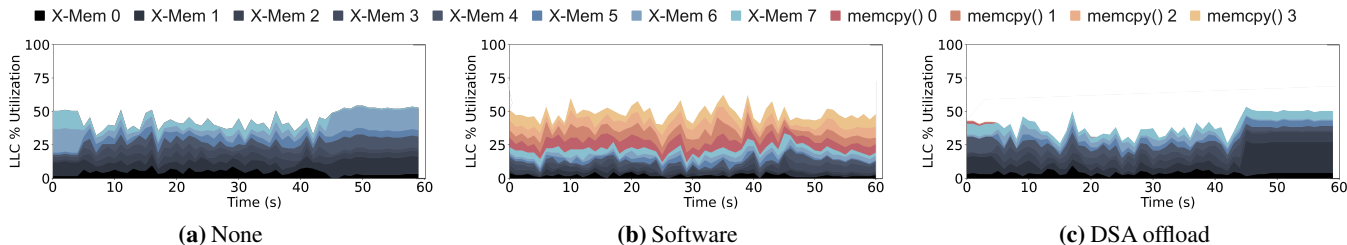


Figure 12: LLC occupancy of each individual core running either an χ -Mem (black to light blue) or `memcopy()` (red to orange) process on three co-running scenarios in Fig. 13 (focusing on 4 MB working set)

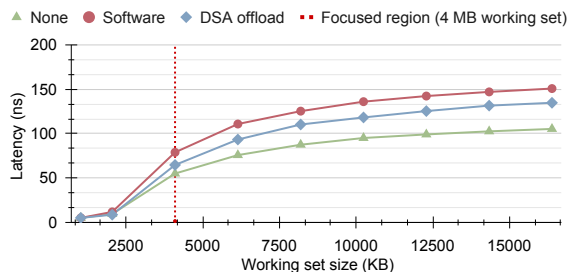


Figure 13: Latency test results of running eight χ -Mem [35] instances with varying working set sizes. Three different co-running application scenarios are presented: (1) **None**: no co-located processes, (2) **Software**: four `memcopy()` processes are running on separate cores (transfer size: 4 KB), (3) **DSA offload**: Memory Copy operations are offloaded to four DSA groups (transfer size: 4 KB, batch size: 128).

demonstrate this, we run a memory-intensive microbenchmark, χ -Mem [35], and evaluate performance in terms of average read/write latency while running background tasks that perform memory copy operations. χ -Mem is a micro-benchmark that allows users to specify the working-set size (i.e., memory footprint) and estimate the average throughput and access latency with specific access patterns (e.g., sequential and random, reads and writes, etc.) on the memory region.

In Fig. 13, we run eight χ -Mem instances with no background processes (None), four `memcopy()` processes running on four separate cores (Software), and four Memory Copy tasks offloaded to DSA (Intel DSA offload). Even though each process runs on a dedicated core, χ -Mem sees an increased memory access latency with co-located Software (e.g., 43% longer than None with 4 MB working set size). This is mainly due to the cache pollution caused by streaming data copied by Software, which is significantly mitigated by offloading Memory Copy tasks to DSA. With DSA, reads do not allocate into cache, and writes are limited to DDIO portion of the LLC [64], thus significantly minimizing cache pollution effects. Fig. 12 further investigates this by keeping track of the LLC occupied by individual cores. In this experiment, χ -Mem instances run from 5s to 45s, while the background memory copy operations run from 0s to 60s. In Fig. 12b, `memcopy()` processes dominate the LLC occupation. In contrast, there is almost no LLC occupation when using DSA as the background tasks operate only on data in memory without caching.

5. DSA Software Enablement and Ecosystem

The available operations supported by DSA and its substantial throughput improvements and speedups, demonstrated in § 4, bring many possible use cases. In addition to the basic IDX driver and `libaccel-config` API library, software enablement efforts for DSA have been made to build the DSA ecosystem. Through active community development, software stacks for data-intensive scenarios (e.g., networking, storage, caching) have had proper support for DSA. In this section, we describe such efforts in multiple critical areas, as well as a couple of common software libraries for DSA enablement. See the appendix for three specific examples – SPDK NVMe/TCP Target, CacheLib-based Cloud Data Caching Service, and `libfabric` in HPC/ML.

Network acceleration: The benefits I/OAT brought to network acceleration are amplified through DSA’s greater throughput and more supported operations to assist networking. Offloading packet copying in virtualized networking stacks, such as virtIO, is one example (see § 6.4 for detailed case study). In conjunction with packet copying for intra-VM/container communication [55], accelerating other networking stacks like VPP [49], and networked applications like video transport [22], through DSA brings increased throughput and computation per core, while alleviating processing strain on the overall system.

Storage Acceleration: DSA’s characteristic is also a natural fit for storage stacks, where large bulks of data need to be moved and checked. Along with SPDK’s software stack for DSA enablement (in appendix), technologies like `io_uring` [61] and Distributed Asynchronous Object Storage (DAOS) [30] offer high performance by removing common block-based I/O bottlenecks through using new storage interface/semantics. HPC workloads using DAOS have the potential to leverage DSA’s memory mover capabilities to improve memory throughput, reduce core strain on simple data tasks, and coalesce small I/O requests in the background [21].

Datacenter tax reduction: As identified by Google and other cloud giants [42], lots of CPU cycles in the cloud datacenter are not spent on the applications it is carrying – instead, the cloud infrastructures themselves take up these cycles. Such datacenter tax includes but is not limited to device and memory management, virtualization, RPC stack, etc. DSA’s rich functionalities have been able to reduce datacenter taxes by offloading routines in memory compaction, VM/container

boot-up and migration, and more key scenarios.

HPC/ML acceleration in datacenters: In addition to the system infrastructural use cases, DSA can also be applied in a wide range of applications. One example is machine learning (ML) processing frameworks. On the one hand, as an iterative process, machine learning processing requires clearing certain memory regions (e.g., gradient vectors) before it can proceed to the next iteration; on the other hand, in the scenarios of distributed ML, a huge amount of tensors and vectors need to be copied and transferred across nodes in a cluster via communication libraries like MPI and libfabric [36] (in appendix). As ML model sizes increase rapidly over the years, such operations can create a significant burden to the CPU. With DSA’s assistance, such memory-zeroing and memory-copy routines have been offloaded and the CPU cycles can be saved for more critical tasks. Note that similar problems also occur in certain HPC workloads, where DSA can be leveraged.

Data movement offloading for disaggregated memory systems with tiered CXL: CXL-based memory expansion has emerged as the industry’s de-facto memory expansion and disaggregation solution. Being more flexible with higher memory capacity, CXL-based memory may have longer access latency compared to the regular DRAM-based main memory. This makes the LD/ST semantics inefficient for the core to move chunks of data across different memory mediums, which is common in tiered memory systems. By offloading such memory movement and manipulation operations to DSA, we can enjoy the benefits of CXL memory, while not hurting the core’s performance by saturating the load-store queue.

Software libraries for DSA: In general, DSA enablement requires case-by-case software source code changes and recompiling for the applications. To increase the ease-of-use of DSA, we developed Intel Data Mover Library (DML) [24] and DSA Transparent Offload library (DTO) for different levels of DSA usage. DML provides a set of high-level C/C++ APIs for data movement and transformation, calling the underlying DSA unit when available. DML supports advanced capabilities (all DSA hardware operations, asynchronous offload, load balancing, etc.), and applications can explicitly call DML APIs to take full advantage of DSA offload operations. DTO is a less intrusive library that allows the application to leverage DSA transparently without source code modification. For applications that wish to use the DTO library, a user can either dynamically link the library by using the linker options `-ldto` and `-laccel-config`, or preload the library via `LD_PRELOAD` without having to recompile their application. When common system API calls like `memcpy()`, `memmove()`, `memset()`, or `memcpy()` are used, DTO functions by intercepting and replacing them with corresponding synchronous DSA operations.

Meanwhile, DSA performance telemetry functionalities are also provided by the PCM library [27]. By reading the hardware performance counters, PCM is able to observe the inbound/outbound traffic and request count on each DSA instance.

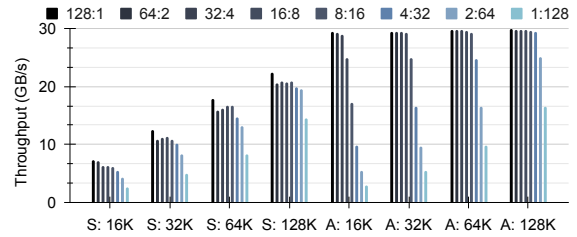


Figure 14: Throughput of data streaming operations with varying transfer sizes per descriptor (TS) and batch sizes (BS). Legend format: <TS:BS>. X-axis format: <Sync/Async:total transfer size>.

6. Make the Most out of DSA

Having a comprehensive performance analysis and software enablement experience on DSA, we now summarize our Guidelines on how to take advantage of DSA from three aspects: maximizing throughput, interaction with cache/memory hierarchy, and configuration of DSA hardware resources. Then, applying these guidelines, we use DPDK-based virtIO as an example to demonstrate how DSA can be adopted optimally with notable performance benefits — higher throughput and lower tail latency.

6.1. Optimizing Software Programming Models

As an on-chip accelerator for streaming data, DSA requires the software programmer to tune the programming models for optimal performance.

G1: Keep a balanced batch size and transfer size. Offloading work of a certain size to DSA can be done by either using one descriptor for the full memory region or batching multiple smaller descriptors for the same aggregate size. Fig. 14 shows the relationship between equivalent offloading sizes and changing the ratio of transfer size and batch size. While not as impacted as changing other aspects of DSA, the general trend indicates a decrease in throughput when using larger batches for the same overall offloaded work. As individual descriptors must be processed internally in DSA and read the corresponding data from memory, the additional overhead for managing the increased number of descriptors may reduce the effective throughput achieved from these operations. If the desired data for offloading is contiguous, coalescing into a larger single descriptor of the equivalent size may improve both throughput and latency.

When offloading synchronously, a weak pattern emerges showing an optimum point in throughput between maximizing batches and maximizing transfer size. From Fig. 14, modestly batching the work (4~8 descriptors) yields the best results. This is due to balancing the latency from fetching sequential regions of memory and processing batched descriptors.

G2: Use DSA asynchronously when possible. From Fig. 2 and Fig. 15, offloading operations to DSA in an asynchronous manner provides optimal efficiency and performance for both the CPU core and DSA hardware. This can either use DML for quick implementation, or a reworking of an application. When limited in asynchronous potential, transfer sizes below 4 KB

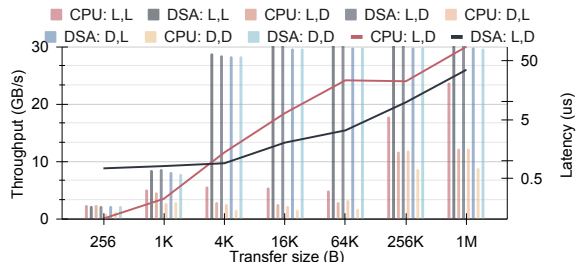


Figure 15: Throughput (bars) and latency (lines) impact when offloading data from/to either LLC (L) or local DRAM (D) (batch size: 1). Labeling scheme is the same as Fig. 6.

should be used on the CPU core if cache pollution is acceptable.

6.2. Interaction with Cache/Memory Hierarchy

As an on-chip accelerator, DSA brings more options to interact with the cache and (heterogeneous) memory hierarchy.

G3: Control the data destination wisely. Unlike the completion record that is always directed to the LLC, data written to the destination address of a descriptor can be steered either to the LLC or to the main memory. DSA facilitates this *cache control* feature by allowing users to provide a hint (i.e., setting the cache control flag of a work descriptor) that notes the preferred destination. If the flag is set to 0, the data is written to the memory while invalidating the corresponding cache lines in the LLC, if any. If the flag is set to 1, the data is directly written to the LLC by allocating the corresponding cache lines. The underlying principle of this technique is identical to that of Intel’s Data Direct I/O (DDIO) technology, a direct cache access (DCA) scheme leveraging the LLC as the intermediate buffer between the processor and I/O devices [2, 3, 16, 39].

Similar to what was shown in Fig. 12, cache pollution causes negative effects on co-running processes that share limited hardware resources. In instances of many datacenter workloads, the latency gained from antagonistic background cache evictions may prove to undermine the competitive service level agreements (SLAs) set for the primary applications. On the other hand, writing data which is either critical to performance or used by the core in the near future directly to the cache will provide an access latency and throughput advantage for the application, as shown in Fig. 10. The programmer should wisely choose the data destination based on the application behavior.

G4: DSA as a good candidate of moving data across a heterogeneous memory system. Moving data from/to different memory mediums, such as NUMA remote memory, persistent memory, and CXL-based memory, is common in modern tiered memory systems [4, 41, 51, 62]. As noted in § 4, using DSA to move or transform data from local or remote memory can affect throughput. Using memory with different characteristics like DRAM and CXL-attached memory displays similar results, but with more drastic effects. The ideal case in most scenarios favors having data local and on faster memory, but when that option is not feasible due to available memory

capacity or the location of processes accessing the data, two patterns emerge. When using memory of similar bandwidth and performance, allocating source and destination addresses to separate locations yields marginally greater throughput as seen in Fig. 6a. In cases where available memory types differ in their characteristics, the memory type with faster write latency exhibits better performance when used as DSA destination. CXL memory has lower latency for reads compared to writes and thus experiences greater effect when the written destination buffer is located on faster local DRAM. Fig. 15 shows the difference in throughput and latency when data is either located within the offloading CPU’s LLC or in local DRAM. It appears beneficial to offload using larger transfer sizes to DSA (i.e. 4 KB when synchronous, and 128 B when asynchronous assuming no batching). Conversely, smaller transfer sizes may be better processed on the core if cache pollution would not impact other co-running applications.

6.3. Configuration of DSA Hardware Resources

DSA offers a high degree of configuration flexibility through the available hardware resources. Taking advantage of such configurations can yield optimal DSA hardware utilization, and thus better performance.

G5: Leverage PE-level parallelism. As noted in Fig. 7, the number of PEs used in a group can impact the maximum observed throughput. Increasing the number of PEs per group improves throughput. Users should be aware of the common transfer size of offloaded tasks to these groups as smaller transfer sizes yield greater performance scaling.

G6: Optimize WQ configuration. Using batching or DWQs provide greater benefits compared to a SWQ. Unless the SWQ is in use by many other threads, greater utilization and throughput can be achieved through re-configuring to using more DWQs. SWQs may perform worse when few threads are used but can outperform all configurations when using more threads than the total number of WQs, as it offloads concurrency management to hardware. Additionally, WQs can be configured to either shared or dedicated for providing performance isolation between WQs within a group.

As DSA has limited WQ entries, assigning 32 entries for a single WQ can provide almost the maximum throughput possible.

6.4. Case Study: DPDK-Based VirtIO

DPDK Vhost is a well-optimized and efficient VirtIO backend commonly used in many software switches, such as Open Virtual Switch (OvS), for managing data between a host backend and a VM frontend. Despite the improvements Vhost provides, large packet sizes reduce performance as packet copying becomes the dominant subprocess where CPU cycles are spent. In fact, according to our performance analysis, packet copying accounts for 30% of CPU cycles when packet sizes are at 512 bytes and nearly 50+% for any packet sizes larger than 1024 bytes. Consequently, the packet forwarding rate for such

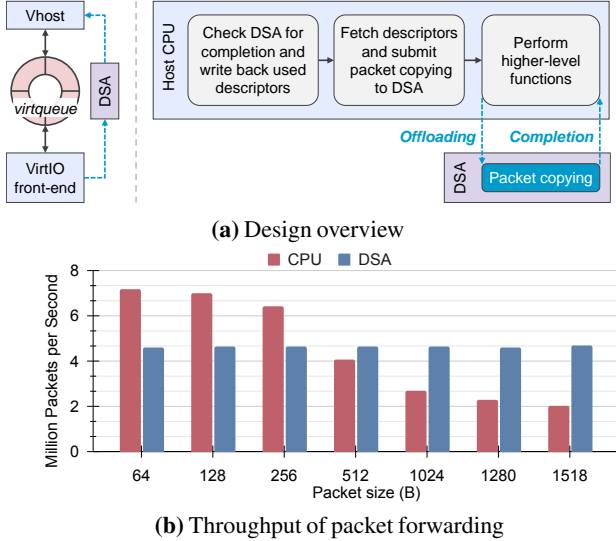


Figure 16: Accelerating packet copy operations in Intel DPDK Vhost library via DSA

large packets can drop significantly as high as 38% as packet size goes from 256B to 1KB. This makes DPDK Vhost a great candidate for packet copy offload to DSA. We describe the journey of applying DSA in DPDK Vhost software stack as an example of efficient and optimized DSA software enablement.

To better understand this offloading opportunity, we take a closer look at DPDK Vhost’s mechanism of packet forwarding, where packet copying is intensively involved. In general, DPDK Vhost leverages the descriptor queue (*virtqueue*) data structure to manage packet transfer. An enqueue operation of *virtqueue* includes the following three steps. (1) From the designated *virtqueue*, we fetch the available descriptors that describe buffers in VM memory. Then, from those descriptors, the addresses of empty buffers, which will store the future packets, are read for later packet operations. (2) We copy the packets from the host to the obtained buffers. (3) We write back the “used” descriptors to the *virtqueue* and send a notification to the VM. Similarly, a dequeue operation includes these three steps, but in a reverse order. Among these three steps, two memory copies are involved, one for used descriptor write-back and the other for packet copying.

Obviously, the descriptor write-back is not worth offloading to DSA due to its small size (~ 10 bytes). Also, we realize that merely replacing `memcpy()` with the corresponding DSA calling functions may not yield tangible performance benefits due to DSA’s long invoking latency. Hence, following the insights and guidance in the previous sections, we apply several software optimizations around DSA to amortize its overhead and amplify the offloading benefits.

As indicated by **G2**, we design an asynchronous programming model in *virtqueue*’s enqueue and dequeue operations, as depicted in Fig. 16a. Specifically, we employ a three-stage software pipeline for each iteration of enqueue/dequeue operation. First, we check the DSA’s completion record for the packet copy in the last iteration, and then write back the

used descriptors using CPU core. Then, we fetch the packet descriptors from the *virtqueue*, assembling and submitting the corresponding DSA descriptors to DSA WQ(s) for processing. Last, while waiting for the DSA to complete the packet movement, we continue to execute other functions on the CPU cores, such as packet processing. This way, we improve the utilization of both the CPU core and DSA hardware.

The second optimization we take, aligned with **G1**, is applying batch descriptor. This is a natural fit of DPDK Vhost, as it natively applies batched (burst) processing technique to improve packet processing efficiency. For each burst of packets (typical burst size is 32) in the enqueue/dequeue operations, we prepare a single DSA batch descriptor for each iteration, which is generally enough to achieve optimal throughput.

Further, we leverage DSA’s flexible group configuration feature to adopt DSA to DPDK Vhost’s real usage scenarios. In a typical virtualized environment where DPDK Vhost is employed, one *virtqueue* may get packets from different threads (VMs or NIC queues). Also, the number of available DSA DWQ is typically smaller than the number of *virtqueue*s. DSA’s flexibility allows us to also enable multiple DWQs and let different *virtqueue* threads share the DWQ access for easy programming and high performance (**G6**). When multiple *virtqueue* threads try to submit requests to the same DWQ simultaneously, the DWQ’s spinlock will force the thread to busy-wait until acquiring the lock, causing wasting CPU time on useless activities. Hence, we also bind each DWQ to the core which uses it the most frequently to mitigate such spin-lock overhead.

Regarding the data destination in the cache/memory hierarchy (**G3**), after profiling the virtualized platform, we find the transferred packets will be generally consumed by the VM or Vhost in a timely manner, exhibiting a good temporal locality. Hence, unlike many use cases, we set the hint in DSA descriptors to keep the moved packets in the LLC to avoid extra memory traffic.

The last consideration is packet ordering. DPDK Vhost processes descriptors in the order they appear in the *virtqueue*. However, incoming packets may from different threads with using different DSA DWQs. To avoid packet reordering and the corresponding performance loss in the VM, we design a recording array associated with each *virtqueue*. This array keeps track of all on-the-fly packet copies conducted by DSA and marks the completed packet copies. When the CPU core executes step (3) of a (batched) enqueue/dequeue operation, it will scan the reordering array to find the first uncompleted copy, and write back all descriptors before it to the *virtqueue*, so that the VM always receives packets in order.

Applying all these optimizations, we use the common workload DPDK-TestPMD to test the packet forwarding performance. Specifically, in host, TestPMD runs in `mac fwd` mode bound with one Intel® E810 NIC port (receiving 100Gb network traffic from a separate traffic generator) and one Vhost PMD port. In guest, TestPMD runs in `mac fwd` mode bounded with a VirtIO port. We plot the packet forwarding rate over

varying packet sizes with and without DSA acceleration in Fig. 16b. The forwarding rate with DSA acceleration remains constant with increasing packet sizes and for packet sizes above 256 bytes, shows a $1.14\sim 2.29\times$ improvement over CPU based packet forwarding.

7. Related Work

Vaidyanathan, *et al.* pioneered the exploration of use cases and optimization of the efficiency of I/OAT [58, 59]. His team’s prior work showcased the networking benefits and usage potential that can be gained when effectively using I/OAT. Through their findings, I/OAT proved to lower CPU utilization, improve throughput, and increase the total number of possible transactions for their tested datacenter environment. Other work of theirs highlighted the importance and improvements that are possible through well-designed, asynchronous memory copies through I/OAT [59]. I/OAT has also been applied in tiered memory systems and file systems with byte-addressable persistent memory [4, 41, 51, 54, 62]. DSA provides further flexibility with more user control and greater operational support compared with prior technologies.

8. Conclusion

The new DSA opens up new opportunities for greater offloading potential through improved performance and flexibility. Compared to previous work, the additional user-side configurable options along with the ability to batch offload tasks significantly improve throughput and provide users with new ways of using accelerators on streaming data. In this paper, we also note other features supported through DSA and the accelerator’s inherent benefits like mitigating cache pollution caused by co-running applications on the host processor. Through the fast-growing software ecosystem and wide range of applicable workloads, we hope this paper can motivate DSA adoption across infrastructure libraries and applications.

References

- [1] Junwhan Ahn, Sungpack Hong, Sungjoo Yoo, Onur Mutlu, and Kiyong Choi. A scalable processing-in-memory accelerator for parallel graph processing. In *International Symposium on Computer Architecture, (ISCA’15)*, 2015.
- [2] Mohammad Alian, Siddharth Agarwal, Jongmin Shin, Neel Patel, Yifan Yuan, Daehoon Kim, Ren Wang, and Nam Sung Kim. IDIO: Network-driven, inbound network data orchestration on server processors. In *55th IEEE/ACM International Symposium on Microarchitecture, (MICRO’22)*, 2022.
- [3] Mohammad Alian, Yifan Yuan, Jie Zhang, Ren Wang, Myoungsoo Jung, and Nam Sung Kim. Data direct I/O characterization for future I/O system exploration. In *2020 IEEE International Symposium on Performance Analysis of Systems and Software, (ISPASS’20)*, 2020.
- [4] Thomas E. Anderson, Marco Canini, Jongyul Kim, Dejan Kostić, Youngjin Kwon, Simon Peter, Waleed Reda, Henry N. Schuh, and Emmett Witchel. Assise: Performance and availability via client-local NVM in a distributed file system. In *14th USENIX Symposium on Operating Systems Design and Implementation, (OSDI’20)*, 2020.
- [5] Eunjin Baek, Hunjun Lee, Youngsok Kim, and Jangwoo Kim. FlexLearn: Fast and highly efficient brain simulations using flexible on-chip learning. In *IEEE/ACM International Symposium on Microarchitecture, (MICRO’19)*, 2019.
- [6] Benjamin Berg, Daniel S. Berger, Sara McAllister, Isaac Grosf, Sathya Gunasekar, Jimmy Lu, Michael Uhlar, Jim Carrig, Nathan Beckmann, Mor Harchol-Balter, and Gregory R. Ganger. The CacheLib caching engine: Design and experiences at scale. In *Proceedings of the 14th USENIX Conference on Operating Systems Design and Implementation, (OSDI’20)*, 2020.
- [7] Tianshi Chen, Zidong Du, Ninghui Sun, Jia Wang, Chengyong Wu, Yunji Chen, and Olivier Temam. DianNao: A small-footprint high-throughput accelerator for ubiquitous machine-learning. In *International Conference on Architectural Support for Programming Languages and Operating Systems, (ASPLOS’14)*, 2014.
- [8] Yu-Hsin Chen, Joel Emer, and Vivienne Sze. Eyeriss: A spatial architecture for energy-efficient dataflow for convolutional neural networks. In *International Symposium on Computer Architecture, (ISCA’16)*, 2016.
- [9] Yunji Chen, Tao Luo, Shaoli Liu, Shijin Zhang, Liqiang He, Jia Wang, Ling Li, Tianshi Chen, Zhiwei Xu, Ninghui Sun, and Olivier Temam. DaDianNao: A Machine-Learning Supercomputer. In *IEEE/ACM International Symposium on Microarchitecture, (MICRO’14)*, 2014.
- [10] Intel Corporation. Dual-core Intel Xeon Processor 5100 Series. <https://www.sas.com/partners/directory/intel/XeonProcessorProdBrief.pdf>, 2006. (Accessed on 12/02/2022).
- [11] Intel Corporation. Intel I/O Acceleration Technology. <https://www.intel.com/content/www/us/en/wireless-network/accel-technology.html>, 2006.
- [12] Intel Corporation. White paper: Accelerating high-speed networking with Intel I/OAT. <https://www.intel.com/content/www/us/en/io/i-o-acceleration-technology-paper.html>, 2006.
- [13] Intel Corporation. Intel QuickData Technology software guide for Linux. <https://www.intel.com/content/dam/doc/white-paper/quickdata-technology-software-guide-for-linux-paper.pdf>, 2008.
- [14] Intel Corporation. SPDK: Introduction to the storage performance development kit (SPDK). <https://www.intel.com/content/www/us/en/developer/articles/tool/introduction-to-the-storage-performance-development-kit-spdk.html>, 2015.
- [15] Intel Corporation. Github - intel/intel-cmt-cat: User space software for Intel Resource Director Technology. <https://github.com/intel/intel-cmt-cat>, 2016.
- [16] Intel Corporation. Intel Data Direct I/O Technology. <https://www.intel.com/content/www/us/en/io/data-direct-i-o-technology.html>, 2018.
- [17] Intel Corporation. Introducing Intel Scalable I/O Virtualization. <https://www.intel.com/content/www/us/en/developer/articles/technical/introducing-intel-scalable-io-virtualization.html>, 2018.
- [18] Intel Corporation. Github - intel/idxd-config: Utility library for controlling and configuring DSA (Data-Streaming Accelerator) sub-system in the Linux kernel. <https://github.com/intel/idxd-config>, 2019.
- [19] Intel Corporation. Introducing the Intel Data Streaming Accelerator (Intel DSA) | 01.org. <https://01.org/blogs/2019/introducing-intel-data-streaming-accelerator>, 2019.
- [20] Intel Corporation. GNA - gaussian & neural accelerator library repository. <https://github.com/intel/gna>, 2022.

- [21] Intel Corporation. Performance evolution of DAOS servers - a sneak preview of DAOS on 4th Gen Intel Xeon Scalable Processors, formerly codenamed Sapphire Rapids. <https://www.intel.com/content/www/us/en/high-performance-computing/performance-evolution-of-daos-servers.html>, 2022.
- [22] Intel Corporation. Optimized real-time video transport using Intel Data Streaming Accelerator. <https://networkbuilders.intel.com/solutionslibrary/optimized-real-time-video-transport-using-intel-data-streaming-accelerator>, 2023.
- [23] Intel Corporation. Intel® Agilex™ 7 FPGA I-Series Development Kit . <https://www.intel.com/content/www/us/en/products/details/fpga/development-kits/agilex/i-series/dev-ag1027.html>, accessed in 2023.
- [24] Intel Corporation. Intel® Data Mover Library (Intel® DML). <https://github.com/intel/DML>, accessed in 2023.
- [25] Intel Corporation. Intel® Data Streaming Accelerator Architecture Specification. <https://software.intel.com/en-us/download/intel-data-streaming-accelerator-preliminary-architecture-specification>, accessed in 2023.
- [26] Intel Corporation. Intel® Intelligent Storage Acceleration Library (Intel® ISA-L). <https://github.com/intel/isa-l>, accessed in 2023.
- [27] Intel Corporation. Intel® Performance Counter Monitor (Intel® PCM). <https://github.com/intel/pcm>, accessed in 2023.
- [28] CXL Consortium. Compute Express Link (CXL). <https://www.computeexpresslink.org>, accessed in 2021.
- [29] Vidushi Dadu, Jian Weng, Sihao Liu, and Tony Nowatzki. Towards general purpose acceleration by exploiting common data-dependence forms. In *51st IEEE/ACM International Symposium on Microarchitecture, (MICRO'19)*, 2019.
- [30] DAOS. Distributed asynchronous object storage (DAOS). <https://www.intel.com/content/www/us/en/high-performance-computing/daos.html>, 2019.
- [31] Arnaldo Carvalho De Melo. The new Linux "perf" tools. In *Slides from Linux Kongress*, volume 18, pages 1–42, 2010.
- [32] Hadi Esmaeilzadeh, Emily Blem, Renee St. Amant, Karthikeyan Sankaralingam, and Doug Burger. Dark silicon and the end of multicore scaling. In *Proceedings of the 38th Annual International Symposium on Computer Architecture, (ISCA'11)*, 2011.
- [33] Facebook. Cachebench: Benchmark and stress testing tool to evaluate cache performance with real hardware and real cache workloads. https://cachelib.org/docs/Cache_Library_User_Guides/Cachebench_Overview, 2020.
- [34] Brice Goglin. Improving message passing over Ethernet with I/OAT copy offload in open-mx. In *2008 IEEE International Conference on Cluster Computing, (IEEE Cluster'08)*, 2008.
- [35] Mark Gottscho, Sriram Govindan, Bikash Sharma, Mohammed Shoaib, and Puneet Gupta. X-mem: A cross-platform and extensible memory characterization tool for the cloud. In *2016 IEEE International Symposium on Performance Analysis of Systems and Software, (ISPASS'16)*, 2016.
- [36] Paul Grun, Sean Hefty, Sayantan Sur, David Goodell, Robert D. Russell, Howard Pritchard, and Jeffrey M. Squyres. A brief introduction to the openfabrics interfaces - a new network API for maximizing high performance application efficiency. In *2015 IEEE 23rd Annual Symposium on High-Performance Interconnects*, 2015.
- [37] Tae Jun Ham, Lisa Wu, Narayanan Sundaram, Nadathur Satish, and Margaret Martonosi. Graphicionado: A high-performance and energy-efficient accelerator for graph analytics. In *IEEE/ACM International Symposium on Microarchitecture, (MICRO'16)*, 2016.
- [38] Kartik Hegde, Hadi Asghari-Moghaddam, Michael Pellauer, Neal Crago, Aamer Jaleel, Edgar Solomonik, Joel Emer, and Christopher W Fletcher. Extensor: An accelerator for sparse tensor algebra. In *IEEE/ACM International Symposium on Microarchitecture, (MICRO'19)*, 2019.
- [39] Ram Huggahalli, Ravi Iyer, and Scott Tetrick. Direct cache access for high bandwidth network I/O. In *32nd International Symposium on Computer Architecture, (ISCA'05)*, 2005.
- [40] Norman P. Jouppi, Cliff Young, Nishant Patil, David Patterson, Gaurav Agrawal, Raminder Bajwa, Sarah Bates, Suresh Bhatia, Nan Boden, Al Borchers, Rick Boyle, Pierre-luc Cantin, Clifford Chao, Chris Clark, Jeremy Coriell, Mike Daley, Matt Dau, Jeffrey Dean, Ben Gelb, Tara Vazir Ghaemmaghami, Rajendra Gottipati, William Gulland, Robert Hagmann, C. Richard Ho, Doug Hogberg, John Hu, Robert Hundt, Dan Hurt, Julian Ibarz, Aaron Jaffey, Alek Jaworski, Alexander Kaplan, Harshit Khaitan, Daniel Killebrew, Andy Koch, Naveen Kumar, Steve Lacy, James Laudon, James Law, Diemthu Le, Chris Leary, Zhuyuan Liu, Kyle Lucke, Alan Lundin, Gordon MacKean, Adriana Maggiore, Maire Mahony, Kieran Miller, Rahul Nagarajan, Ravi Narayanaswami, Ray Ni, Kathy Nix, Thomas Norrie, Mark Omernick, Narayana Penukonda, Andy Phelps, Jonathan Ross, Matt Ross, Amir Salek, Emad Samadiani, Chris Severn, Gregory Sizikov, Matthew Snellham, Jed Souter, Dan Steinberg, Andy Swing, Mercedes Tan, Gregory Thorson, Bo Tian, Horia Toma, Erick Tuttle, Vijay Vasudevan, Richard Walter, Walter Wang, Eric Wilcox, and Doe Hyun Yoon. In-datacenter performance analysis of a Tensor Processing Unit. In *44th ACM/IEEE International Symposium on Computer Architecture, (ISCA'17)*, 2017.
- [41] Anuj Kalia, David Andersen, and Michael Kaminsky. Challenges and solutions for fast remote persistent memory access. In *11th ACM Symposium on Cloud Computing, (SoCC'20)*, 2020.
- [42] Svilen Kanev, Juan Pablo Darago, Kim Hazelwood, Parthasarathy Ranganathan, Tipp Moseley, Gu-Yeon Wei, and David Brooks. Profiling a warehouse-scale computer. In *42nd IEEE/ACM International Symposium on Computer Architecture, (ISCA'15)*, 2015.
- [43] Sagar Karandikar, Chris Leary, Chris Kennelly, Jerry Zhao, Dinesh Parimi, Borivoje Nikolic, Krste Asanovic, and Parthasarathy Ranganathan. A hardware accelerator for protocol buffers. In *54th IEEE/ACM International Symposium on Microarchitecture, (MICRO'21)*, 2021.
- [44] Network-Based Computing Laboratory. Osu micro-benchmarks 7.0. <http://mvapich.cse.ohio-state.edu/benchmarks/>, 2022. (Accessed on 01/28/2023).
- [45] Andrea Lottarini, João P. Cerqueira, Thomas J. Repetti, Stephen A. Edwards, Kenneth A. Ross, Mingoo Seok, and Martha A. Kim. Master of none acceleration: A comparison of accelerator architectures for analytical query processing. In *47th ACM/IEEE International Symposium on Computer Architecture, (ISCA'19)*, 2019.
- [46] Divya Mahajan, Jongse Park, Emmanuel Amaro, Hardik Sharma, Amir Yazdanbakhsh, Joon Kim, and Hadi Esmaeilzadeh. TABLA: A unified template-based framework for accelerating statistical machine learning. In *IEEE International Symposium on High-Performance Computer Architecture, (HPCA'16)*, 2016.
- [47] MLCommons. Mlperf benchmark. <https://mlcommons.org/en/training-normal-10/>, 2022. (Accessed on 01/28/2023).
- [48] Tony Nowatzki, Vinay Gangadhar, Newsha Ardalani, and Karthikeyan Sankaralingam. Stream-dataflow Acceleration. In *International Symposium on Computer Architecture, (ISCA'17)*, 2017.

- [49] The Fast Data Project. Fd.io – the world’s secure networking data plane. <https://fd.io>.
- [50] Nikhil Rao, Nirav Shah, and Michael Beale. Github - intel/dsa-perf-micros: Intel® dsa performance micros. <https://github.com/intel/dsa-perf-micros>, 12 2022. (Accessed on 1/05/2023).
- [51] Amanda Raybuck, Tim Stamler, Wei Zhang, Mattan Erez, and Simon Peter. HeMem: Scalable tiered memory management for big data applications and real NVM. In *ACM SIGOPS 28th Symposium on Operating Systems Principles (SOSP’21)*, 2021.
- [52] Debendra Das Sharma. Compute express linktm (cxlTm): Enabling heterogeneous data-centric computing with heterogeneous memory hierarchy. *IEEE Micro*, pages 1–7, 2022.
- [53] Hardik Sharma, Jongse Park, Divya Mahajan, Emmanuel Amaro, Joon Kim, Chenkai Shao, Asit Misra, and Hadi Esmaeilzadeh. From high-level deep neural models to FPGAs. In *49th IEEE/ACM International Symposium on Microarchitecture, (MICRO’16)*, 2016.
- [54] Jingbo Su, Jiahao Li, Luofan Chen, Cheng Li, Kai Zhang, Liang Yang, and Yinlong Xu. Revitalizing the forgotten on-chip DMA to expedite data movement in NVM-based storage systems. In *Proceedings of the 21st USENIX Conference on File and Storage Technologies, (FAST’23)*, 2023.
- [55] Qiang Su, Chuanwen Wang, Zhixiong Niu, Ran Shu, Peng Cheng, Yongqiang Xiong, Dongsu Han, Chun Jason Xue, and Hong Xu. PipeDevice: A hardware-software co-design approach to intra-host container communication. In *Proceedings of the 18th International Conference on Emerging Networking EXperiments and Technologies, (CoNEXT’22)*, 2022.
- [56] Yutaka Sugawara, Dong Chen, Ruud A. Haring, Abdullah Kayi, Eugene Ratzlaff, Robert M. Senger, Krishnan Sugavanam, Ralph Belloffato, Ben J. Nathanson, and Craig Stunkel. Data movement accelerator engines on a prototype Power10 processor. *IEEE Micro*, 2022.
- [57] Amin Tootoonchian, Aurojit Panda, Chang Lan, Melvin Walls, Katerina Argyraki, Sylvia Ratnasamy, and Scott Shenker. ResQ: Enabling SLOs in network function virtualization. In *15th USENIX Symposium on Networked Systems Design and Implementation, (NSDI’18)*, 2018.
- [58] K. Vaidyanathan, L. Chai, W. Huang, and D. K. Panda. Efficient asynchronous memory copy operations on multi-core systems and I/OAT. In *2007 IEEE International Conference on Cluster Computing, (IEEE Cluster’07)*, 2007.
- [59] K. Vaidyanathan, W. Huang, L. Chai, and D. K. Panda. Designing efficient asynchronous memory operations using hardware copy engine: A case study with I/OAT. In *2007 IEEE International Parallel and Distributed Processing Symposium, (IPDPS’07)*, 2007.
- [60] Karthikeyan Vaidyanathan and Dhableswar K Panda. Benefits of I/O acceleration technology (I/OAT) in clusters. In *2007 IEEE International Symposium on Performance Analysis of Systems & Software, (ISPASS’07)*, 2007.
- [61] WikiPedia. io_uring. https://en.wikipedia.org/wiki/IO_uring, 2022.
- [62] Zi Yan. Accelerate page migration and use memcg for PMEM management. <https://lwn.net/Articles/784925/>, accessed in 2023.
- [63] Amir Yazdanbakhsh, Kiran Seshadri, Berkin Akin, James Laudon, and Ravi Narayanaswami. An evaluation of edge TPU accelerators for convolutional neural networks. *arXiv preprint arXiv:2102.10423*, 2021.
- [64] Yifan Yuan, Mohammad Alian, Yipeng Wang, Ren Wang, Ilia Kurakin, Charlie Tai, and Nam Sung Kim. Don’t forget the I/O when allocating your LLC. In *2021 ACM/IEEE 48th Annual International Symposium on Computer Architecture, (ISCA’21)*, 2021.
- [65] The Kernel Development Community. Non-Transparent Bridge Drivers <https://www.kernel.org/doc/html/latest/driver-api/ntb.html>, accessed in 2023.
- [66] DPDK DPDK: Vhost library https://doc.dpdk.org/guides/prog_guide/vhost_lib.html, accessed in 2023.

In this appendix, we discuss three real-world applications that benefit from DSA enablement. Through active community development, software stacks for data-intensive scenarios (e.g., networking, storage, caching, ML/HPC) have had proper support for DSA—paving the way for related workload acceleration.

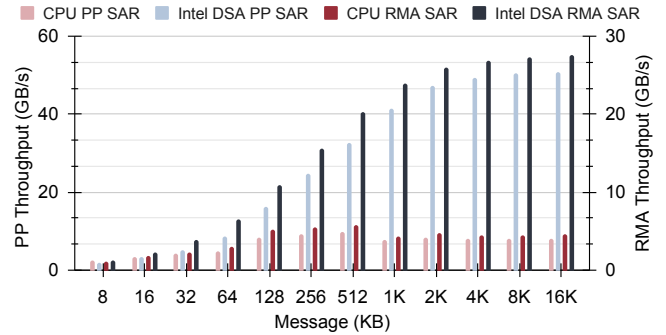
A. Libfabric in HPC/ML

DSA can also be applied in a wide range of applications. One example is machine learning (ML) processing and HPC frameworks. On the one hand, as an iterative process, machine learning processing requires clearing certain memory regions (e.g., gradient vectors) before it can proceed to the next iteration; on the other hand, in the scenarios of distributed ML, a huge amount of tensors and vectors need to be copied and transferred across nodes in a cluster via communication libraries like `libfabric` [36]. As ML model sizes increase rapidly over the years, such operations can create a significant burden to the CPU. With DSA’s assistance, such memory-zeroing and memory-copy routines can be offloaded and the CPU cycles can be saved for more critical tasks. Note that similar problems also occur in certain HPC workloads, where DSA can be leveraged. In this work, we use three workloads on top of `libfabric` which offload `memcpy` to DSA as an example to demonstrate its benefits. `libfabric` is a framework exporting fabric communication services to applications with low-level communication APIs. Note that we use Segmentation and Reassembly (SAR) protocol for larger messages when Linux Cross Memory Attach (CMA) is not permitted.

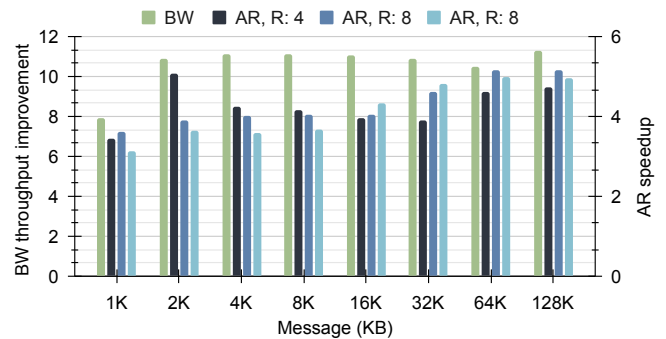
The first workload is `libfabric`’s native microbenchmark for throughput measurement. It has two example uses of operation: Pingpong (PP) where two endpoints exchange messages in a pingpong pattern, and remote memory access (RMA) where the remote memory read/write bandwidth is tested between two endpoints. As shown in Fig. 17a when message size increases (32KB or larger), DSA gradually outperforms CPU by as high as $5.1\times$ for the Pingpong test. The same trend happens for the RMA test, where DSA can enjoy as high as a $4.7\times$ speedup.

The second workload is OSU’s MPI benchmark [44]. We test two common use cases: one-direction bandwidth test (BW) between two endpoints, and `MPI_AllReduce` collective (AR) with two or eight ranks (R). Fig. 17b compares the results between software and DSA. Similar to the first workload, we find that DSA has a significant advantage over CPU solutions, especially when the message size is larger than 1MB, which can be $5.1\times$, $5.2\times$, $5.0\times$, for 2-, 4-, and 8-rank settings respectively.

We further run a PyTorch-based MLPerf [47] BERT pretraining workload on top of `MPI_AllReduce` with two or eight ranks (R). We observed that, as a large language model, BERT needs to transfer a huge amount of data per iteration, giving DSA opportunities for acceleration – $2.8\times$ AR speedup in the 2-rank setting compared to software, and the speedup will further increase to $3.3\times$ for the 8-rank setting. This also leads to a 3.7% and 8.8% speedup for end-to-end training time respectively.



(a) Libfabric microbenchmark throughputs



(b) OSU’s MPI microbenchmark improvements

Figure 17: `libfabric`-based experiment results with CPU and DSA.

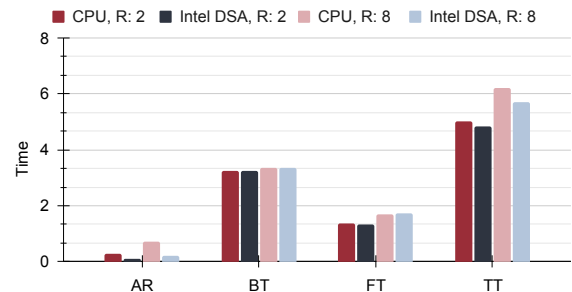
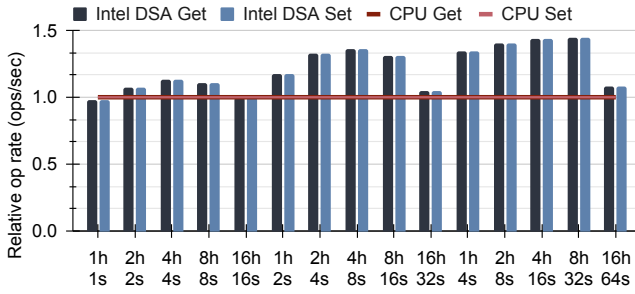


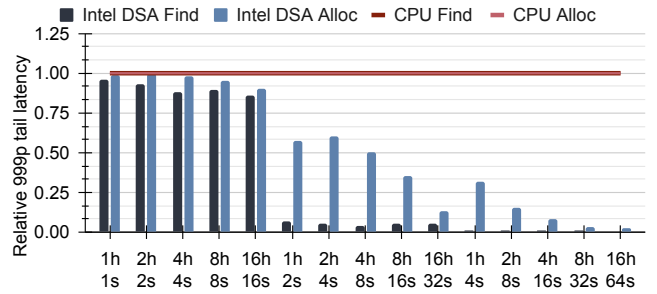
Figure 18: BERT phase timings

B. CacheLib-based Cloud Data Caching Service

Today’s online cloud web services frequently employ caching systems to improve system performance such as response time and efficiency. Caching systems typically involve intensive data operations for data manipulation, creating a significant burden on the cores. In this section, we use Meta’s state-of-the-art open-source caching engine – `CacheLib` – to demonstrate how DSA can help alleviate such overheads. `CacheLib` [6] is a performant and versatile library providing common software caching functionalities. We used `CacheBench` [33] to drive `CacheLib` for measuring cache effectiveness and performance in a simulated cloud environment. Through this benchmark, get and set operations are performed on a pre-configured cache for evaluating operation throughput and latency characteristics given `find()` (i.e. get) and `allocate()` (i.e. set) API calls.



(a) Get & Set relative rate



(b) Find & Alloc 99.999% tail latency

Figure 19: CacheBench relative operational throughput and tail latency improvements for their corresponding operations when offloading through DSA. Configurations list the number of hardware cores (#h) and the number of software threads (#s). Testing was done using four shared DSA work queues.

Through our tested configuration, we used a 64GB cache and ran two million get operations per thread.

The get and set operations involve frequent memory copies of various transfer sizes via `memcpy()`, and thus, open opportunities for DSA offloading. Since DSA improves throughput and performance for memory copies generally at or above 8KB, we offload any `memcpy()`s above this threshold. From our testing, around 4.8% of `memcpy()`s are copying data of 8KB or larger in size, but accounts for 96.4% of data copied.

To achieve offloading to DSA without substantially modifying CacheBench, we developed DSA Transparent Offload library (DTO). Applications that wish to use the DTO library, a user can either dynamically link the library through using the linker options `-ldto` and `-laccel-config`, or preload the library via `LD_PRELOAD` without having to recompile their application. When common system API calls like `memmove()`, `memcpy()`, `memset()`, or `memcpy()` are used, DTO functions by intercepting and replacing them with corresponding synchronous DSA operations. Regarding our use with CacheBench, the core would redo offloaded operations when encountering page faults during DSA offloading.

The resulting rate of get and set operations when transparently offloading to DSA is greatly improved as seen in Fig. 19a. The decreased rate improvement when using more than eight cores is likely due to only having four work queues available for descriptor submission. Since these operations are offloaded synchronously, a thread must stall when all DSA groups are actively managing a descriptor. The 99.999% tail latency additionally saw significant improvements as the performance of using large memory copy operations on DSA greatly exceeds that of relying on the cores (Fig. 19b).

C. SPDK NVMe/TCP Target

SPDK contains a set of tools and libraries for designing high-performance, scalable, user-mode storage applications. SPDK achieves high performance by avoiding locking on the I/O path, hoisting the needed drivers from kernel-space to user-space, and polling for completions instead of using interrupts

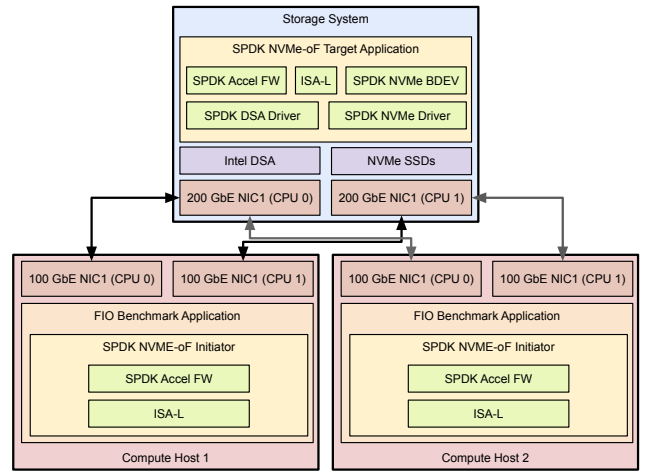
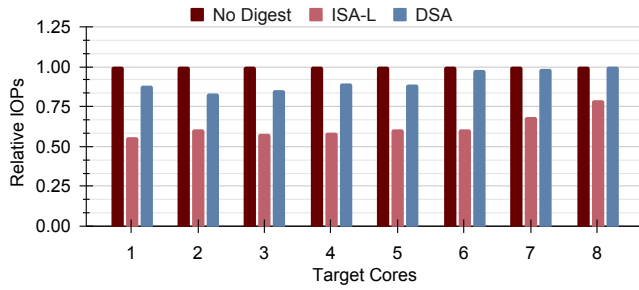


Figure 20: Design overview of SPDK NVMe/TCP Target

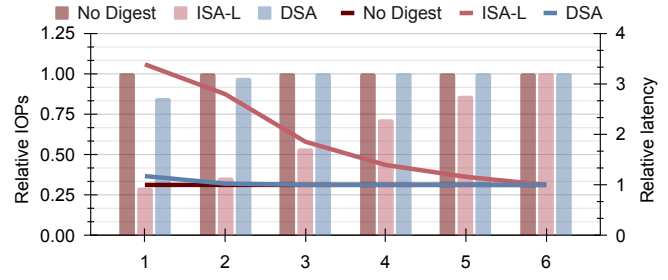
– eliminating overhead costs such as context switching between the interrupt handler and the application [14].

SPDK provides a high-performance NVMe/TCP target application capable of serving disks over the network or to other processes as shown in Fig. 20. Protocol Data Units (PDUs) are sent between the host and controllers in the NVM subsystem. With the optional Data Digest field included in the PDUs, a CRC32 checksum is generated for strong error detection between the two TCP endpoints (i.e., target application and processes consuming the data over the network). This CRC32 checksum can be offloaded to DSA through SPDK’s acceleration framework on supported systems. Alternatively, this computation is done through SPDK’s ISA-L optimized software library that uses AVX-512 vectorized instructions to improve upon the baseline CRC32 computation if available. We used the FIO benchmarking application with the data digest field enabled on the compute host to submit I/O read requests of different sizes to the SPDK NVMe/TCP target application.

Through a typical FIO TCP read workflow, an initiator system first generates a read request to a target system and transmits this request over TCP. Once received, the target



(a) 16 KB random reads



(b) 128 KB sequential reads

Figure 21: SPDK NVMe/TCP target with DSA CRC32 offload read IOPs

system generates a CRC32 checksum, produces a TCP PDU with the checksum assigned to the Data Digest field, and sends the packet to the requesting initiator. The initiator system recomputes the checksum and confirms I/O completion when the two checksums match.

In testing, we used two ICX Xeon systems as NVMe-over-fabric (NVMe-oF) initiators and one DSA-enabled SPR system as an NVMe-oF target (Fig. 20). FIO was used by the initiators for read workloads and communicated with the NVMe-managed target system. 16 NVMe SSDs were attached to the target system and used as general block devices. All systems used the underlying POSIX sockets transport layer API for TCP communication. For CRC32 offloading, requests are batched when possible and sent by the target to available DSA devices and polled in user-space. Specifically, work queue entry descriptors are generated by SPDK’s accel

framework, submitted to DSA, and polled for completion assuming device availability. If the device is either unavailable or not enabled, the framework falls back to the ISA-L CRC32 function. In this setup, the initiators must use ISA-L for checksum computation due to having no DSA devices.

Fig. 21b demonstrates the nearly equivalent average latency when using DSA for CRC32 offloads compared to when no CRC32 Data Digests are generated, and substantially lower than using ISA-L for computation. Similar trends are seen with 16 KB random read and 128 KB sequential read results in Fig. 21, and importantly, both the test with no Data Digest and using DSA reach throughput saturation using only six target cores for 16 KB random read and two target cores for 128 KB sequential read while using ISA-L saturates at over 8 and 6 cores respectively.