

A Novel Plagiarism Detection Approach Combining BERT-based Word Embedding, Attention-based LSTMs and an Improved Differential Evolution Algorithm

Seyed Vahid Moravvej¹, Seyed Jaleddin Mousavirad², Diego Oliva³,
and Fardin Mohammadi⁴

¹Department of Computer Engineering, Isfahan University of Technology, Isfahan, Iran

²Universidade da Beira Interior, Covilhã, Portugal

³Depto. de Innovación Basada en la Información y el Conocimiento, Universidad de Guadalajara,
CUCEI, Guadalajara, Mexico

⁴Electrical and Computer Engineering Department, Semnan University, Semnan, Iran

Abstract

Detecting plagiarism involves finding similar items in two different sources. In this article, we propose a novel method for detecting plagiarism that is based on attention mechanism-based long short-term memory (LSTM) and bidirectional encoder representations from transformers (BERT) word embedding, enhanced with optimized differential evolution (DE) method for pre-training and a focal loss function for training. BERT could be included in a downstream task and fine-tuned as a task-specific BERT can be included in a downstream task and fine-tuned as a task-specific structure, while the trained BERT model is capable of detecting various linguistic characteristics. Unbalanced classification is one of the primary issues with plagiarism detection. We suggest a focal loss-based training technique that carefully learns minority class instances to solve this. Another issue that we tackle is the training phase itself, which typically employs gradient-based methods like back-propagation for the learning process and thus suffers from some drawbacks, including sensitivity to initialization. To initiate the BP process, we suggest a novel DE algorithm that makes use of a clustering-based mutation operator. Here, a winning cluster is identified for the current DE population, and a fresh updating method is used to produce potential answers. We evaluate our proposed approach on three benchmark datasets (MSRP, SNLI, and SemEval2014) and demonstrate that it performs well when compared to both conventional and population-based methods.

Keywords: plagiarism detection; LSTM; attention mechanism; BERT; differential evolution; focal loss.

1 Introduction

With an abundance of information easily available online coupled with powerful search engines, plagiarism has become a sensitive issue in various domains including education [48]. Plagiarism usually occurs intentionally or unknowingly [64], while plagiarism methods can also be used in other applications such as information retrieval [2, 8, 25, 81, 87, 88], where some text is given as input and the most relevant matches returned.

In the literature, numerous methods for detecting plagiarism have been proposed. Text distance approaches aim to measure the semantic proximity of two textual words in terms of distance. Generally, there are three types of such distances, length distance, distribution distance, and semantic distance [80]. Length distance methods measure the semantic similarity of two texts based on the numerical characteristics of the text. The most popular methods here are Euclidean distance, cosine distance, and Manhattan distance [37]. Distance-based methods suffer from two significant problems. They are suitable only for symmetrical problems and limited to problems such as question answering while using distances regardless of statistical characteristics is risky [20]. Distribution distances, such as Jensen–Shannon divergence [44] and Kullback–Leibler divergence [76], estimate the semantic similarity between two items by comparing their distributions and operate based on lexical and semantic similarities between two texts. A literature review based on machine learning and deep learning approaches is provided in Table 1. Typically, methods based on machine learning suffer from two critical weaknesses. First, they frequently ignore the semantic information contained in keywords, features, or rules, which prevents them from considering the relationships between sentence pairs on all sides. Second, feature extraction and handmade rules lack flexibility, reducing their generalisation ability. Deep learning approaches have superseded earlier methods due to their inherent advantages, including the ability for automated feature extraction [49]. However, the architecture, training algorithms, and embedding choice are primarily responsible for the success of deep models.

Neural network methods, including deep networks, are usually based on gradient-based methods such as backpropagation (BP) to identify the appropriate network weights [47, 52, 68]. Unfortunately, these methods are sensitive to parameter initialization and have the propensity to become trapped in local optima. Initial weights can have a greater effect on neural network performance than network architecture and training examples [15]. To overcome these problems, meta-heuristic methods [74, 75] for example differential evolution (DE) [70] can be used and have been shown to be suitable for optimising the learning process [50, 55].

DE is a powerful meta-heuristic algorithm that has been successfully adapted to a variety of optimization problems [17, 54]. It comprises three main steps, mutation to create a new candidate solution depending on scaling differences between solutions, crossover to combine the generated mutation vector with the original vector, and selection to choose the best candidate solutions for the next iteration. The operator of the mutation is particularly important [5].

According to the literature, language model pre-training is considered to have an impact on the improvement of several natural language processing tasks [28]. These tasks can be divided into two levels, namely sentence-level and token-level. As their names suggest, the former group of tasks utilises a holistic analysis of sentences to predict the relationships between them. According to [82], natural language inference is an instance of sentence-level tasks, as well as paraphrasing [21]. However, the latter group, that is, token-level tasks (e. g. named entity recognition and question answering), require models to produce fine-grained output at the token level [63]. Feature-based and fine-tuning strategies are the two approaches that can be implemented to apply pre-trained language representations in order to downstream tasks. On the one hand, feature-based approaches, for instance, ELMo [40], utilise task-specific architectures that incorporate pre-trained representations as supplementary features. On the other hand, fine-tuning approaches introduce minimal task-specific parameters. These strategies, for example, the Generative Pre-trained Transformer (OpenAI GPT) [62], fine-tune all pre-trained parameters to be trained on the downstream tasks. Interestingly, both of these approaches have the same objective function during the process of pre-training. These strategies both aim at learning general language representations by benefiting from unidirectional language models. Current techniques, particularly fine-tuning approaches, limit the efficacy of pre-trained representations, according to the authors of this study. The most significant limitation is that these standard language models are one-way, which limits the architectures that can be used during the pre-training process. For instance, OpenAI GPT requires researchers to use architecture from left to right; hence, in the self-attention layers of the Transformer, every token is bound to attend to the previous tokens only [77]. Limitations such as the one mentioned above are sub-optimal for sentence-level tasks. Furthermore, if approaches based on fine-tuning are applied to token-level tasks (e. g., question answering), due to the significant importance of incorporating context from both directions in such tasks, these limitations can be very harmful. This current study aims at fostering approaches based on fine-tuning by proposing BERT: Bidirectional Encoder Representations from Transformers. Inspired by the Cloze task [72], BERT can alleviate the previously-mentioned constraints by utilising a masked language model (MLM) pre-training objective. By masking some of the tokens from the input randomly, the masked language model objective is to use the masked word contexts to predict their original vocabulary id. Contrary to the left-to-right language model pre-training, the left and the right contexts can be fused by the MLM objective, allowing a deep bidirectional Transformer to be pre-trained. Furthermore, we use a next-sentence prediction task, which jointly pre-trains text-pair representations, as well.

In this paper, we introduce a novel attention mechanism-based LSTM model for plagiarism detection founded on BERT word embedding and a clustering-based DE algorithm. Our proposed BPD-IDE model includes two LSTMs for source and suspicious sentences as well as a feed-forward network for predicting their similarity. Positive and negative pairs are used to train the model, with positive pairs consisting of two similar sentences and negative pairs of two dissimilar sentences. We use BERT word embedding to

discover the semantic similarity between sentences without the use of pre-engineered features. Importantly, we present an enhanced DE algorithm based on clustering for weight initialization in order to discover a promising region in search space to start the BP algorithm in all LSTMs, the attention mechanism, and the feed-forward network. For this, the best candidate solution in the best cluster is selected as the initial solution in the mutation operator, and a novel updating strategy is employed to create candidate solutions. In addition, our proposed algorithm employs focal loss (FL) [67] to class imbalance. We assess our BPD-IDE model using three reference datasets, MSRP, SNLI and SemEval2014, and show BPD-IDE to be superior to other approaches. The present study has three main contributions:

- We introduce BERT word embedding, the most recently developed model for several languages, for plagiarism detection.
- We propose a novel DE algorithm to initialise weight values
- We propose a focal loss-based training approach for plagiarism detection, which results in the prevention of problems regarding the imbalance classification by learning minority class instances.

The remainder of the paper is structured as following. Section 2 covers some background knowledge, while Section 3 introduces our proposed plagiarism detection method. Section 5 presents experimental results, and Section 6 concludes the paper.

Ref.	Technique/ Algorithm	Dataset source	Method	Result
[43]	New comparison algorithm that uses heuristics	300 Arabic documents available on Alwaraq website	Fingerprinting and Similarity metric with Arabic WordNet	Accuracy: 93%
[30]	Winnowing ngram fingerprinting algorithm	3 dataset a set of students' projects (131 documents) 116,011 Arabic Wikipedia files (386 MB) manually compiled files	Relative Frequency Model (RFM)	Accuracy: 94%
[29]	Heuristic pairwise phrase matching algorithm and TF-IDF model and 300 Arabic documents	3,300 Arabic documents	Latent Semantic Analysis and the Singular Value Decomposition (SVD)	Accuracy: 85.9%
[56]	The GloVe Model	CoNLL-2003 Shared Task	recursive neural networks (RNN)	Accuracy: 75%
[22]	Simple Overlap Features and SVMs	Twitter paraphrases	SVM	Accuracy: 86.5%
[32]	Fuzzy-set IR model	100 documents with 4,367 statement	Term-to-term correlation factor and term-to-sentence correlation	Accuracy: 78%
[24]	Multilingual semantic network	PAN-PC-2011	Artificial neural networks	Accuracy: 75%
[71]	Word2vec model	OSAC corpus	Cosine similarity measure	Accuracy: 99%
[58]	CNN + LSTM	SICK dataset	CNN + LSTM	Accuracy: 85.49%
[12]	CA-RNN	TREC-QA & WikiQA & MSRP	CA-RNN	Accuracy: 77.3%
[6]	Attention mechanism	SICK dataset	LSTM	Accuracy: 78%

[79]	New algorithm that uses semantic sentence similarity	A corpus of 300 student thesis reports	Novel method to compute semantic similarity between sentences using LMF standardized Arabic dictionary ElMadar	Accuracy: 94%
[33]	Fingerprinting and Word embedding	External Arabic Plagiarism Corpu (ExAra- 2015)	Measuring the similarity between two using the Jaccard and Cosine similarities	Accuracy: 86%
[13]	Attention-based Siamese network	Disorder Set.	LSTM + FNN + attention	Accuracy: 86.1%
[34]	RoBERTa model	The YahooCQA dataset	ELMo + BERT	Accuracy: 95.5%
[48]	LSTM-AM	SemEval2014, STS and MSRP	BLSTM	Recall: 95.27%, 97.41% and 97.37%
[51]	BERT+ LSTM + DE	SNLI, MSRP and SemEval2014	LSTM + BERT	Accuracy: 91.9%, 92.4%, 86.5%
[50]	Pre-Training Parameters	STS Semantic, MSRP and SemEval2014	LSTM-based	Accuracy: 97%

Table 1: List of machine learning and deep learning related works

2 Background

2.1 Long Short-Term Memory (LSTM)

A type of neural network that is used for sequence-based applications like speech recognition and video processing is a recurrent neural network (RNN) [42]. The network has a layer of feedback in which output is returned with the subsequent input. In every step t , the hidden layers are calculated as

$$h_t = H(W_{hh}h_{t-1} + W_{xh}x_t + b_h), \quad (1)$$

and the output layer as

$$y_t = H(W_{hy}h_{t-1} + b_y), \quad (2)$$

Where W and b represent the weight matrix and bias term, respectively, and H is the recurrent hidden layer function. In an RNN, if the sequence is long, the gradients vanish or explode, causing the model to train very gradually [38].

A long short-term memory (LSTM) network [27] is a special type of RNN that can deal with correlations in both short- and long-term sequences by considering the hidden layer as a memory unit. An LSTM memory cell comprises three gates, the input gate i_t , the forget gate f_t , and the output gate o_t . The state of the cell is h_t , the input of every gate is the data x_t , and the previous state of the memory cell is h_{t-1} .

The input gate is updated as

$$i_t = \sigma(W_i x_t + U_i h_{t-1} + b_i), \quad (3)$$

the forget gate as

$$f_t = \sigma(W_f x_t + U_f h_{t-1} + b_f), \quad (4)$$

and the output gate as

$$o_t = \sigma(W_o x_t + U_o h_{t-1} + b_o), \quad (5)$$

where σ is an activation function. The state update is then calculated as

$$h_t = o_t \tanh(c_t), \quad (6)$$

with

$$c_t = f_t c_{t-1} + i_t \tanh(W_j x_t + U_j h_{t-1} + b_j). \quad (7)$$

A bi-directional LSTM (BLSTM) extends an LSTM network to process input from both sides. This can be useful in plagiarism detection since the user may generate a new sentence by moving the words in the source sentence. In a BLSTM network, the state vectors \vec{h}_t and \overleftarrow{h}_t are generated by parsing the input, and

combines them as $h_t = [\vec{h}_t, \overleftarrow{h}_t]$.

LSTM and BLSTM networks assume the same importance to each input, leading to network confusion. Consider an attention mechanism as a solution to this issue. For this purpose, for every state h_t , the coefficient of attention α_t is attributed, and the final state h for a sequence of length T is computed as

$$h = \sum_{t=1}^T \alpha_t h_t. \quad (8)$$

2.2 Differential Evolution

Differential evolution [70] is a population-based algorithm that has been demonstrated to work well for various optimisation problems [14, 23]. DE starts with an initial population, typically derived from a uniform distribution and containing three primary operations: mutation, crossover, and selection.

The mutation operator builds a mutant vector as

$$\vec{v}_{i,g} = \vec{x}_{r_1,g} + F (\vec{x}_{r_2,g} - \vec{x}_{r_3,g}), \quad (9)$$

where $\vec{x}_{r_1,g}$, $\vec{x}_{r_2,g}$ and $\vec{x}_{r_3,g}$ are three (different) candidate solutions randomly chosen from the current population, and F is a factor scaling.

Crossover combines the vectors of the mutant and the target. A popular crossover operator is the binomial crossover, which achieves this as

$$u_{i,j,g} = \begin{cases} v_{i,j,g} & \text{if } \text{rand}(0, 1) \leq CR \text{ or } j = j_{rand} \\ x_{i,j,g} & \text{otherwise} \end{cases}, \quad (10)$$

where CR is the crossover rate, and j_{rand} is a random number selected from $\{1, 2, \dots, D\}$, with D the dimensionality of a candidate solution.

The selection operator then chooses the better solution from the trial and target vectors.

3 Proposed Approach

Figure 1 depicts the general architecture of our proposed BPD-IDE approach. As we can see, it comprises three main stages, pre-processing, word embedding, and prediction. First, redundant words and symbols are removed from the sentences. Then, the embedding vector of each word is extracted using BERT, and finally, the similarity of the two sentences is predicted. BPD-IDE incorporates a clustering-based differential evolution algorithm to find the initial seeds of the network weights, while using focal loss to handle class imbalance.

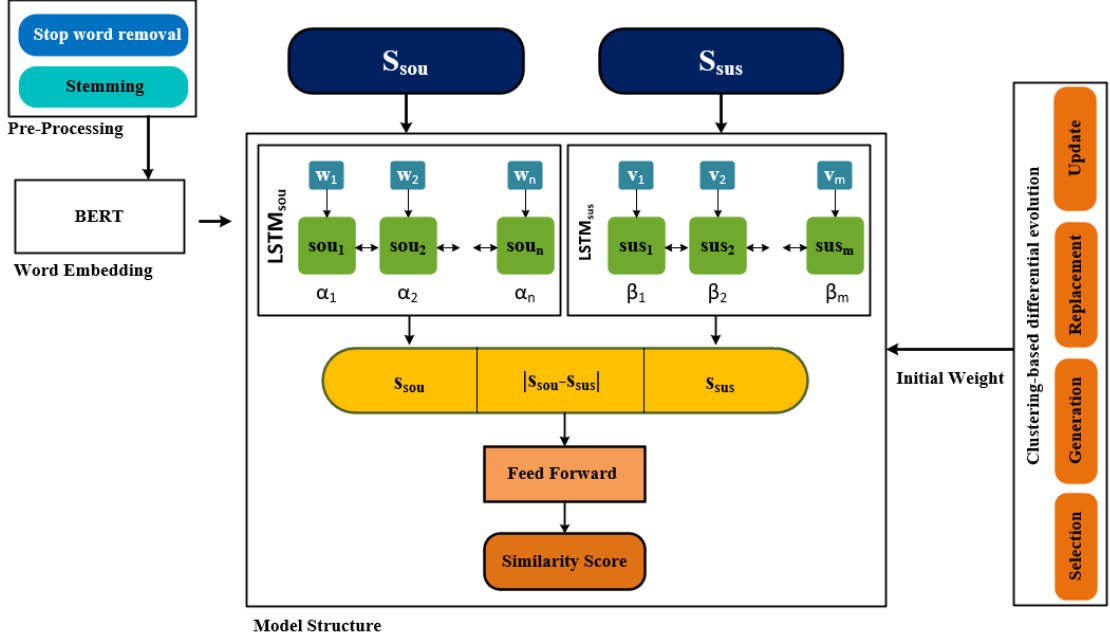


Figure 1: Overall architecture of BPD-IDE model.

3.1 Pre-Processing

Pre-processing is a vital part of any NLP system because the essential characters, words, and sentences identified in this stage are passed to the later stages and thus significantly affect the final result, while an inappropriate pre-processing technique can decrease model performance [78]. We use common stop word elimination and stemming techniques in our approach.

Stop words are part of sentences that can be regarded as overhead. The most common stop words are articles, prepositions, pronouns, etc. They should thus be removed as they cannot function as keywords in text mining applications [59] and to reduce the dimensionality of the term space

Stemming is used to identify the stem of a word. For instance, the terms ‘watch’, ‘watched’, ‘watching’, ‘watcher’, etc. all can be stemmed to the word “watch”. Stemming removes ambiguity, reduce the number of words, and reduces time and memory requirements [78].

3.2 BERT-Based Word Embedding

The objective of word embedding [7] is to map words to semantic vectors to be used in algorithms of machine learning. It has been demonstrated to be a reliable method for extracting meaningful word representations based on their context [36]. Diverse word embedding techniques, including Skip-gram [41] and matrix factorization techniques such as GloVe [56], have been suggested to produce meaningful word representations for neural network models.

Pre-trained language models (PLMs) typically employ unlabelled data to learn model parameters [3]. In this article, we employ the BERT model [19] as one of the most recent PLM approaches. BERT is a

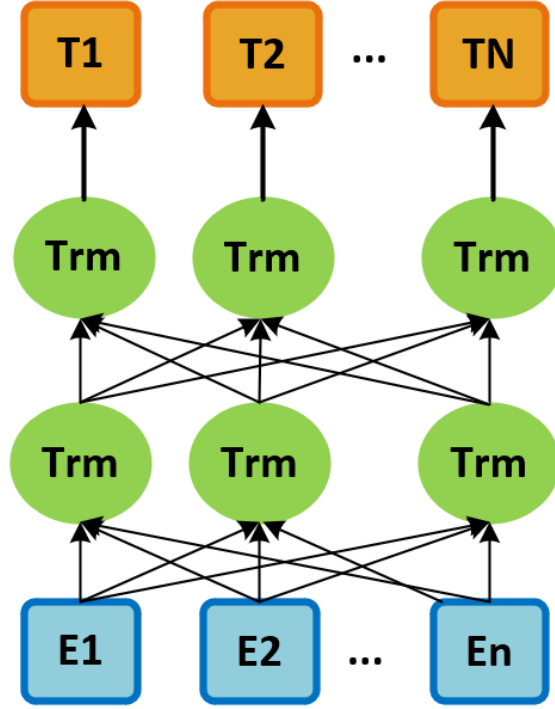


Figure 2: Architecture of the BERT model.

bi-directional language model trained on large datasets such as Wikipedia to generate contextual representations, and is typically fine-tuned from a neural network dense layer for various classification tasks. The fine-tuning allows to exploit the context or problem-specific meaning with a pre-trained generic meaning and trains it for a classification problem.

The general BERT architecture is shown in Figure 2. BERT uses a bi-directional transformer, in which representations are jointly conditioned on both the left and right context in all layers [18]. This distinguishes BERT from Word2Vec and GloVe models which produce an embedding in one direction to ignore its contextual differences.

4 Prediction

Our prediction model comprises two attention-based BLSTM networks as extractors of the embeddings of the source and suspicious sentences and a feed-forward network as a predictor of the similarity of the two sentences. Given $S_{sou} = \{w_1, w_1, \dots, w_n\}$ and $S_{sus} = \{v_1, v_1, \dots, v_m\}$ as the source and suspicious sentence, where w_i and v_i denote the i -th word in the source and suspicious sentence, respectively. S_{sou} and S_{sus} are limited to n and m words due to the length limitation in BLSTM (in our work, $n = m$). S_{sou} and S_{sus} are fed separately into an LSTM network. The embeddings of these sentences are computed, using the attention mechanism, as

$$s_{sou} = \sum_{i=1}^n \alpha_i h_{sou_i} \quad (11)$$

and

$$s_{sus} = \sum_{i=1}^m \beta_i h_{sus_i}, \quad (12)$$

where $h_{sou_i} = [\vec{h}_{sou_i}, \overleftarrow{h}_{sou_i}]$ and $h_{sus_i} = [\vec{h}_{sus_i}, \overleftarrow{h}_{sus_i}]$ represent the i -th hidden vectors in the BLSTM, and $\alpha_i, \beta_i \in [0, 1]$ are the i -th attention weight for each unit in the BLSTM, calculated as

$$\alpha_i = \frac{e^{u_i}}{\sum_{j=1}^n e^{u_j}} \quad (13)$$

and

$$\beta_i = \frac{e^{v_i}}{\sum_{j=1}^m e^{v_j}}, \quad (14)$$

with

$$u_i = \tanh(W_u h_{sou_i} + b_u) \quad (15)$$

and

$$v_i = \tanh(W_v h_{sus_i} + b_v), \quad (16)$$

where W_u and W_v and b_u and b_v are the weight matrices and biases for the attention mechanisms. The input of the feed-forward network is

the connection of the s_{sou} , s_{sus} and $|s_{sou} - s_{sus}|$ as shown in Figure 1. The dataset used for training consists of positive and negative pairs, where positive pairs contain a source sentence and a copied sentence, and negative pairs comprise a source sentence and a different sentence.

Our model has two training phases, pre-training and fine-tuning. In pre-training, an appropriate starting configuration is found. The weights obtained in pre-training are then the initial weights of the fine-tune phase. It is in the pre-training phase, where we employ our enhanced differential evolution algorithm.

4.1 Pre-Training

At this stage, the weights of the LSTM, attention mechanism, and feed-forward neural network are initialised. For this, we introduce an enhanced differential evolution method that is boosted by a clustering scheme and a novel fitness function.

4.1.1 Clustering-based differential evolution

In our enhanced DE algorithm, we employ a clustering-based mutation and updating scheme to improve the optimisation performance. The pseudo-code of the algorithm is given in Algorithm 1.

The proposed mutation operator, inspired by [53], identifies a promising region in search space. For this, the current population P is divided into k clusters, using the k -means clustering algorithm, so that each cluster represents a region in search space. The number of clusters is selected randomly from $[2, \sqrt{N}]$ [10,

Algorithm 1: Clustering-based differential evolution algorithm.

```

1 Inputs:  $D$ : dimensionality of solution;  $MaxFES$ : maximum number of function evaluations;  $F$ :
   scaling factor;  $CR$ : crossover probability Initialise population  $P = (\vec{x}_1, \vec{x}_2, \vec{x}_3, \dots, \vec{x}_{NP})$ 
   randomly
2 Calculate fitness of every solution in  $P$ 
3 while  $FES \leq MaxFES$  do
4   for  $i = 1$  to  $NP$  do
5     Choose three individuals  $\vec{x}_{r_1,g}, \vec{x}_{r_2,g}, \vec{x}_{r_3,g}$  from  $P$  randomly, so that  $\vec{x}_{r_1,g} \neq \vec{x}_{r_2,g} \neq \vec{x}_{r_3,g}$ 
6      $\vec{v}_{i,g} = \vec{x}_{r_1,g} + F(\vec{x}_{r_2,g} - \vec{x}_{r_3,g})$ 
7     Select  $j_{rand}$  as random number in  $[0, 1]$ 
8     for  $j = 0$  to  $D$  do
9       if  $rand(0, 1) \leq CR$  or  $j = j_{rand}$  then
10         $u_{i,j,g} = v_{i,j,g}$ 
11      else
12         $u_{i,j,g} = x_{i,j,g}$ 
13      if  $f(\vec{u}_{i,g}) < f(\vec{x}_{i,g})$  then
14         $\vec{x}_{i,g+1} = \vec{u}_{i,g}$ 
15      else
16         $\vec{x}_{i,g+1} = \vec{x}_{i,g}$ 
17   Select  $k$  as random number in  $[2, \sqrt{N}]$ 
18   Cluster  $P$  into  $k$  clusters
19   Compute mean fitness of every cluster
20   Select winner cluster as cluster with lowest mean fitness
21    $\vec{win}_g$  = best solution in winner cluster
22   for  $j = 1$  to  $M$  do
23     Choose two solutions  $\vec{x}_{r_1,g}, \vec{x}_{r_2,g}$  from  $P$  randomly, so that  $\vec{x}_{r_1,g} \neq \vec{x}_{r_2,g}$ 
24      $\vec{v}_{clu,i,g} = \vec{win}_g + F(\vec{x}_{r_1,g} - \vec{x}_{r_2,g})$ 
25   Choose  $M$  candidate solutions randomly from  $P$  as set  $B$ 
26   Select best  $M$  solutions from  $\vec{v}_{clu}$  as set  $B'$ 
27   Generate new population as  $(P - B) \cup B'$ 

```

55]. After clustering, the best cluster is identified as that of the lowest mean fitness of its samples (for a minimisation problem). Figure 3 shows an example of this process for a toy problem with 18 candidate solutions divided into three clusters.

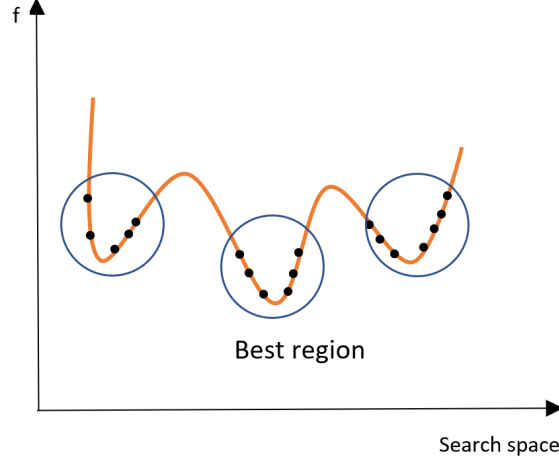


Figure 3: Population clustering in search space to find the best region.

The proposed clustering-based mutation is defined as

$$\vec{v}_{clu}^i = \vec{win}_g + F(\vec{x}_{r_1} - \vec{x}_{r_2}), \quad (17)$$

where $\vec{x}_{r_1, g}$ and $\vec{x}_{r_2, g}$ are two randomly chosen candidate solutions from the current population, and \vec{win}_g is the best solution in the promising region. Note that \vec{win}_g is not necessarily the best solution in the population.

After generating M new solutions by clustering-based mutation, the current population is updated based on the generic population-based algorithm (GPBA) [16], proceedings as follows

- **Selection:** generate k individuals randomly as initial seeds of k -means algorithm;
- **Generation:** generate M solutions using clustering-based mutation as set v^{clu} ;
- **Replacement:** select M solutions randomly from the current population as set B ;
- **Update:** select the best M solutions from $v^{clu} \cup B$ as set B' . Finally, the new population is obtained as $(P - B) \cup B'$.

4.1.2 Encoding strategy

The primary structure of our proposed model includes two LSTM networks along with their attention mechanisms and a feed-forward network. As illustrated in Figure 4, we arrange all weights and bias terms into a vector to form a candidate solution in our proposed DE algorithm.

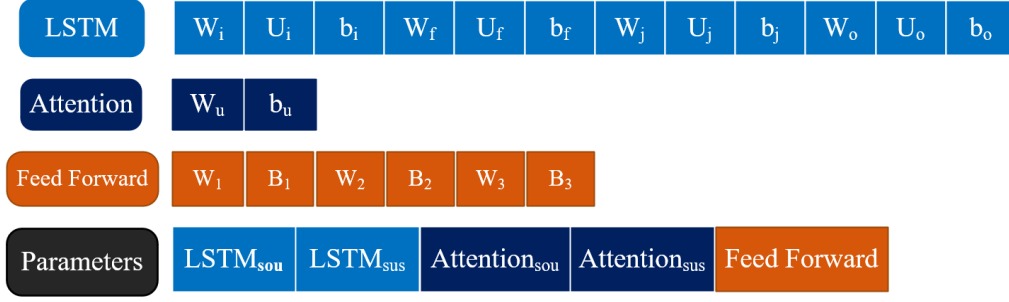


Figure 4: Encoding strategy in our proposed algorithm.

4.1.3 Fitness function

To calculate the quality of a candidate solution, we define our fitness function as

$$F = \frac{1}{\epsilon + \sum_{i=1}^N (y_i - \tilde{y}_i)^2}, \quad (18)$$

where N is the total number of training samples, y_i and \tilde{y}_i are the i -th target and output predicted by the model, respectively, and ϵ is a small number to avoid division by 0.

4.2 Focal Loss

We define the plagiarism problem as a two-class classification problem based on positive and negative classes. As is is an imbalanced problem, with much few samples in the negative class, we use focal loss (FL) [67] to address this.

FL is a modification of binary cross-entropy (CE) that focusses training on harder (i.e., minority class) samples [60]. CE is defined as

$$CE = \begin{cases} -\log(p) & \text{if } y = 1 \\ -\log(1 - p) & \text{otherwise} \end{cases}, \quad (19)$$

where $y \in \{-1, 1\}$ is the ground truth class, and $p \in [0, 1]$ is the predicated probability of the model for the class with label $y = 1$. The probability is

$$p_t = \begin{cases} -p & \text{if } y = 1 \\ 1 - p & \text{otherwise} \end{cases}, \quad (20)$$

and hence we get

$$CE(p, y) = CE(p_t) = -\log(p_t). \quad (21)$$

Focal loss adds a modulating factor to cross-entropy loss, leading to

$$FL(p_t) = -\alpha_t(1 - p_t)^\gamma \log(p_t) \quad (22)$$

where $\gamma > 0$ (if $\gamma = 1$, then FL is similar to CE loss), and $\alpha \in [0, 1]$ is the inverse class frequency.

5 Experimental Results

To demonstrate the effectiveness of our proposed algorithm, we conduct a series of experiments.

5.1 Datasets

In our experiments, we use the following three benchmark datasets:

- **SNLI:** the Stanford Natural Language Inference (SNLI) corpus [9] is a large dataset consisting of pairs of labelled sentences with three classes (entailment, contradiction, and semantic independence). It comprises 550,152 sentence pairs for training and 10,000 sentence pairs each for validation and testing.
- **MSRP:** the Microsoft Research Paraphrase Corpus (MSRP) [11] is a paraphrasing dataset of Internet news articles, divided into training and testing, with pairs of sentences labelled as positive and negative by several experts. Of the whole collection, about 67% of paraphrases are present. The training and test datasets have 4,076 and 1,726 samples, respectively, of which the number of paraphrases is 2,753 and 1,147, respectively.
- **SemEval2014:** the Semantic Evaluation Database (SemEval) [6] is a popular evaluator for STS work, presented in various versions. The sentences from the Com-positional Knowledge (SICK) dataset [39], published in 2014, are used to evaluate the semantic relevance of sentences. The dataset consists of 10,000 pairs of sentences broken down into 4,500, 500 and 5,000 pairs for training, validation and testing. Each pair is labelled with a number in the range [1,5], with 1 indicating the lowest degree of similarity, and 5 the highest. degree of similarity with number 5. We put those with label 1 in one class, and the rest in another.

5.2 Metrics

Based on the usual definitions of true positives (TP), true negatives (TN), false negatives (FN), and false positives (FP), we can the accuracy

$$Accuracy = \frac{TP + TN}{TP + TN + FP + FN}, \quad (23)$$

recall

$$Recall = \frac{TP}{TP + FN}, \quad (24)$$

and precision

$$Precision = \frac{TP}{TP + FP}. \quad (25)$$

In addition, we use the F-measure defined as

$$F - measure = \frac{2 \times Recall \times Precision}{Recall + Precision}, \quad (26)$$

and the G-means

$$G - means = \sqrt{Recall \times Specificity}, \quad (27)$$

with

$$Specificity = \frac{TN}{TN + FP}, \quad (28)$$

which are better suited to evaluate imbalanced classification problems [35].

5.3 Model Performance

Our project employs a 64-bit Windows operating system with 64 GB of RAM and a 64 GB GPU. After 220, 150, and 80 epochs, the best model was obtained for the SNLI, MSRP, and SemEval2014. The total training time for the three datasets was four, three, and one and a half hours.

In the first experiment, our algorithm is compared to seven deep learning-based methods., namely RNN [66], Siamese CNN+LSTM [58], CA-RNN [12], AttSiaBiLSTM [6], LSTM+FNN+attention [13], and CETE [34].

The results are given in Tables 2, 3, and 4 for SNLI, MSRP, and SemEval2014, respectively. For our proposed method, we show results based on random weight initialisation, with the use of focal loss, and the full BPD-IDE model. For the SNLI dataset, the BPD-IDE model has beaten other models, including CETE, the best competitor, in all criteria, so that our model has reduced the error by more than 43% and 44% in two main criteria, including, F-measure and G-means. By comparing BPD-IDE with *BPD+random weights*, *BPD+random weights+FL*, we can see that it decreases the error rate by about 62%, indicating the importance of improved DE and FL approaches. For the MSRP dataset, BPD-IDE obtained the highest improvement followed by CETE algorithm. The error improvement rate in this database is approximately 25.39% and 26.47% for both F-measure and G-means criteria, respectively. In the SemEval2014 dataset, BPD-IDE decreases the classification error by more than 14% and 31% compared to CETE and STS-AM, respectively.

5.3.1 Comparison with Other Metaheuristics

In the next experiment, are our improved DE algorithm with a number of metaheuristic optimisation algorithms. That is, we use different metaheuristics to obtain the initial model parameters, while keep-

Table 2: Results of deep learning models on SNLI dataset.

	accuracy	recall	precision	F-measure	G-means
RNN [66]	0.687	0.594	0.540	0.566	0.661
Siamese CNN+LSTM [58]	0.850	0.763	0.792	0.777	0.826
CA-RNN [12]	0.790	0.667	0.704	0.685	0.754
AttSiaBiLSTM [6]	0.695	0.569	0.554	0.561	0.658
LSTM+FNN+attention [13]	0.818	0.781	0.715	0.747	0.809
CETE [34]	0.874	0.855	0.795	0.824	0.870
STS-AM [48]	0.756	0.625	0.650	0.637	0.718
BPD+random weights	0.808	0.777	0.698	0.735	0.801
BPD+random weights+FL	0.815	0.784	0.708	0.744	0.808
BPD-IDE	0.930	0.920	0.881	0.900	0.927

Table 3: Results of deep learning models on MSRP dataset.

	accuracy	recall	precision	F-measure	G-means
RNN [66]	0.853	0.922	0.866	0.893	0.812
Siamese CNN+LSTM [58]	0.863	0.916	0.882	0.899	0.833
CA-RNN [12]	0.880	0.928	0.896	0.912	0.854
AttSiaBiLSTM [6]	0.874	0.927	0.889	0.908	0.845
LSTM+FNN+attention [13]	0.889	0.917	0.916	0.916	0.873
CETE [34]	0.916	0.949	0.926	0.937	0.898
STS-AM [48]	0.899	0.940	0.910	0.925	0.876
BPD+random weights	0.875	0.908	0.905	0.906	0.858
BPD+random weights+FL	0.895	0.926	0.917	0.921	0.879
BPD-IDE	0.937	0.961	0.946	0.953	0.925

ing the other model components, i.e., pre-processing, word embedding, LSTM and network structure, and loss function, the same. We use eight different algorithms, namely (standard) DE [61], firefly algorithm (FA) [84], bat algorithm (BA) [85], cuckoo optimisation algorithm (COA) [86], artificial bee colony (ABC) [31], grey wolf optimisation (GWO) [46], whale optimisation algorithm (WOA) [45], and salp swarm algorithm (SSA) [4]. For all algorithms, the population size and number of function evaluations are set to 200 and 3,000, respectively, while the default settings listed in Table 5.

For the SNLI dataset, BPD-IDE reduces error by about 31% compared to the standard DE. It clearly shows that BPD-IDE has a substantial ability compared to the standard one. Also, DE offers more acceptable results than other algorithms, including ABC, GWO, and BAT. There is a minor improvement for the other two datasets, so the error rate for MSRP and SemEval2014 is reduced by around 16.07% and 8.86%, respectively.

5.3.2 Word Embeddings

We compare the effectiveness of the BERT model we employ in our approach for word embedding to five other word embeddings methods. One-Hot encoding [26] generates a binary feature for each class and assigns a value of one to each sample’s features that correspond to the actual class. CBOW [69] and Skip-gram [41] use neural networks to map words to their embedding vectors. GloVe [56] is an unsupervised

Table 4: Results of deep learning models on SemEval2014 dataset.

	accuracy	recall	precision	F-measure	G-means
RNN [66]	0.809	0.822	0.963	0.887	0.750
Siamese CNN+LSTM [58]	0.775	0.787	0.958	0.864	0.720
CA-RNN [12]	0.811	0.826	0.961	0.888	0.742
AttSiaBiLSTM [6]	0.799	0.816	0.957	0.881	0.720
LSTM+FNN+attention [13]	0.733	0.746	0.949	0.835	0.670
CETE [34]	0.854	0.868	0.969	0.916	0.791
STS-AM [48]	0.823	0.834	0.966	0.895	0.768
BPD+random weights	0.839	0.855	0.964	0.906	0.766
BPD+random weights+FL	0.849	0.863	0.967	0.912	0.783
BPD-IDE	0.876	0.884	0.977	0.928	0.838

Table 5: Metaheuristics parameter settings.

algorithm	parameter	value
BPD-DE	scaling factor	0.5
	crossover probability	0.8
BPD-FA	light absorption coefficient	1
	attractiveness at $r = 0$	0.1
	scaling factor	0.25
BPD-BA	constant for loudness update	0.50
	constant for an emission rate update	0.50
	initial pulse emission rate	0.001
BPD-COA	discovery rate of alien solutions	0.25
BPD-ABC	limit	$n_e \times \text{dimensionality}$
	n_o	50% of the colony
	n_e	50% of the colony
	n_s	1
BPD-GWO	no parameters	
BPD-WOA	b	1
BPD-SSA	no parameters	

learning algorithm executed on a corpus’s global word-word co-occurrence statistics. Instead of learning vectors for words, each word is represented as an n-gram of characters in FastText [73], which is an extension of the Skip-gram model.

The results of this experiment are given in Tables 9, 10 and 11 for the SNLI, MSRP, and SemEval2014 dataset, respectively. As expected, One Hot encoding has the worst performance among other word embeds, so in the MSRP dataset, as the best performance of this word embedding, the improvement of BPD-IDE for the two F-measure and G-means criteria are roughly 84.88% and 82.51%, respectively. CBOW and Skip-gram perform nearly identically in all three datasets due to their similar architecture, both of which are superior to the Glove word embedding. FastText acts best among other models but performs poorly on the BERT model. The BERT model decreases error by more than 11%, 10%, and 19% compared to the FastText model for the SNLI, MSRP, and SemEval2014 datasets.

Table 6: Results of metaheuristic algorithms on SNLI dataset.

	accuracy	recall	precision	F-measure	G-means
BPD-DE	0.897	0.889	0.824	0.855	0.895
BPD-FA	0.864	0.803	0.801	0.802	0.848
BPD-BA	0.876	0.850	0.801	0.825	0.870
BPD-COA	0.860	0.811	0.787	0.799	0.847
BPD-ABC	0.885	0.869	0.809	0.838	0.881
BPD-GWO	0.842	0.780	0.763	0.771	0.826
BPD-WOA	0.883	0.832	0.828	0.830	0.870
BPD-SSA	0.863	0.820	0.789	0.804	0.852
BPD-IDE	0.930	0.920	0.881	0.900	0.927

Table 7: Results of metaheuristic algorithms on MSRP dataset.

	accuracy	recall	precision	F-measure	G-means
BPD-DE	0.925	0.959	0.930	0.944	0.906
BPD-FA	0.897	0.942	0.908	0.925	0.874
BPD-BA	0.910	0.944	0.922	0.933	0.892
BPD-COA	0.902	0.936	0.918	0.927	0.884
BPD-ABC	0.899	0.946	0.906	0.926	0.873
BPD-GWO	0.884	0.926	0.902	0.914	0.861
BPD-WOA	0.901	0.938	0.915	0.926	0.881
BPD-SSA	0.890	0.929	0.908	0.918	0.869
BPD-IDE	0.937	0.961	0.946	0.953	0.925

5.3.3 Loss Functions

Finally, to justify the select of focal loss in our BPD-IDE approach, we compare it to four other loss functions, weighted cross-entropy (WCE) [57], balanced cross-entropy (BCE) [83], Dice loss (DL) [1], and Tversky loss (TL) [65].

The results of this experiments are given Tables 12, 13, and 14 for the SNLI, MSRP, and SemEval2014 dataset, respectively. Generally speaking, the reduction of FL error compared to TL for SNLI and MSRP datasets is about 19% and 27%. However, these two functions are slightly different in the SemEval2014dataset, so the improvement rate for this dataset is about 12%.

5.3.4 Examples

We give a qualitative example of the important contributions that both the improved DE and use of FL make to our approach based on the source sentence "Two people are kickboxing and spectators are watching" from the SemEval2014 dataset. Table 15 gives the results of the top five sentences retrieved by the BPD model with random weight initialisation and focal loss, BPD-IDE without FL, and the full BPD-IDE approach. As is apparent, the full BPD-IDE model extracts suspicious sentences which are most similar to the source sentence, while the other two models retrieve these only in the lower rankings.

Table 8: Results of metaheuristic algorithms on SemEval2014 dataset.

	accuracy	recall	precision	F-measure	G-means
BPD-DE	0.864	0.873	0.975	0.921	0.822
BPD-FA	0.854	0.865	0.972	0.915	0.807
BPD-BA	0.860	0.869	0.973	0.918	0.814
BPD-COA	0.856	0.867	0.971	0.916	0.805
BPD-ABC	0.851	0.863	0.970	0.913	0.796
BPD-GWO	0.848	0.857	0.972	0.911	0.805
BPD-WOA	0.844	0.856	0.969	0.909	0.788
BPD-SSA	0.843	0.857	0.966	0.908	0.777
BPD-IDE	0.876	0.884	0.997	0.928	0.838

Table 9: Results of different word embeddings on SNLI dataset.

	accuracy	recall	precision	F-measure	G-means
One-Hot encoding	0.650	0.473	0.489	0.481	0.592
CBOW	0.856	0.779	0.796	0.787	0.835
Skip-gram	0.871	0.817	0.808	0.812	0.857
GloVe	0.845	0.798	0.762	0.780	0.833
FastText	0.905	0.861	0.861	0.861	0.893
BERT	0.930	0.920	0.881	0.900	0.927

6 Conclusions

In this paper, we have proposed a novel plagiarism detection model, founded on BERT word embedding, an attention mechanism-based LSTM method and an improved DE algorithm for pre-training the networks, while focal loss is used to address the inherent class imbalance. Our improved DE algorithm clusters the current population to find a promising region in search space and introduces a new updating strategy. Extensive experiments on three benchmark datasets confirm our approach to yield excellent performance, outperforming various other plagiarism detection approaches while the introduces DE algorithm is shown to be superior to several other metaheuristic algorithms.

Although the imbalanced classification problem can be partially solved by focal loss, additional approaches, such as reinforcement learning, are also available. In subsequent research, we will use reinforcement learning to address the imbalanced categorisation problem. As a workaround, we can think of each piece of data as a state and the research network as a policy. Additionally, we consider the minority class more than the majority class regarding rewards and penalties.

In other words, the BERT model typically comprises millions of parameters, increasing the computing costs associated with these models’ environmental scaling. This problem can be solved using other BERT extensions, like the DistilBERT language model. For the following work, we intend to use the other language models with fewer parameters.

Table 10: Results of different word embeddings on MSRP dataset.

	accuracy	recall	precision	F-measure	G-means
One-Hot encoding	0.604	0.659	0.721	0.689	0.571
CBOW	0.802	0.840	0.859	0.849	0.781
Skip-gram	0.830	0.856	0.884	0.870	0.816
GloVe	0.781	0.824	0.844	0.834	0.758
FastText	0.864	0.880	0.913	0.896	0.857
BERT	0.937	0.961	0.946	0.953	0.925

Table 11: Results of different word embeddings on SemEval2014 dataset.

	accuracy	recall	precision	F-measure	G-means
One-Hot encoding	0.504	0.529	0.875	0.659	0.367
CBOW	0.749	0.768	0.946	0.848	0.659
Skip-gram	0.758	0.773	0.951	0.853	0.686
Glove	0.697	0.715	0.936	0.811	0.606
FastText	0.812	0.826	0.961	0.888	0.742
BERT	0.876	0.884	0.997	0.928	0.838

Data Availability

The data used to support the findings of this study are included within the article.

Conflicts of Interest

Some of the authors are guest editors of the special issue.

Funding Statement

This research received no specific grant from any funding agency in the public, commercial, or not-for-profit sectors.

References

- [1] Generalised Dice overlap as a deep learning loss function for highly unbalanced segmentations, author=Sudre, Carole H and Li, Wenqi and Vercauteren, Tom and Ourselin, Sebastien and Cardoso, M Jorge, booktitle=Deep Learning in Medical Image Analysis and Multimodal Learning for Clinical Decision Support, pages=240–248, year=2017, publisher=Springer.
- [2] Ahmed Abbasi, Abdul Rehman Javed, Farkhund Iqbal, Zunera Jalil, Thippa Reddy Gadekallu, and Natalia Kryvinska. Authorship identification using ensemble learning. *Scientific Reports*, 12(1):1–16, 2022.

Table 12: Results of different loss functions on SNLI dataset.

	accuracy	recall	precision	F-measure	G-means
WCE	0.871	0.856	0.788	0.821	0.868
BCE	0.895	0.874	0.828	0.850	0.890
DL	0.915	0.885	0.870	0.877	0.908
TL	0.905	0.880	0.848	0.864	0.899
FL	0.930	0.920	0.881	0.900	0.927

Table 13: Results of different loss functions on MSRP dataset.

	accuracy	recall	precision	F-measure	G-means
WCE	0.861	0.906	0.887	0.896	0.836
BCE	0.883	0.923	0.903	0.913	0.861
DL	0.915	0.943	0.930	0.936	0.899
TL	0.899	0.933	0.917	0.925	0.881
FL	0.937	0.961	0.946	0.953	0.925

- [3] Hind S Alatawi, Areej M Alhothali, and Kawthar M Moria. Detecting white supremacist hate speech using domain specific word embedding with deep learning and bert. *IEEE Access*, 9:106363–106374, 2021.
- [4] Divya Bairathi and Dinesh Gopalani. Salp swarm algorithm (SSA) for training feed-forward neural networks. In *Soft Computing for Problem Solving*, pages 521–534. Springer, 2019.
- [5] Dražen Bajer. Adaptive k-tournament mutation scheme for differential evolution. *Applied Soft Computing*, 85:105776, 2019.
- [6] Wei Bao, Wugede Bao, Jinhua Du, Yuanyuan Yang, and Xiaobing Zhao. Attentive siamese LSTM network for semantic textual similarity measure. In *International Conference on Asian Language Processing*, pages 312–317, 2018.
- [7] Yoshua Bengio, Réjean Ducharme, and Pascal Vincent. A neural probabilistic language model. *Advances in Neural Information Processing Systems*, 13, 2000.
- [8] Maryum Bibi, Wajid Arshad Abbasi, Wajid Aziz, Sundus Khalil, Mueen Uddin, Celestine Iwendi, and Thippa Reddy Gadekallu. A novel unsupervised ensemble framework using concept-based linguistic methods and machine learning for twitter sentiment analysis. *Pattern Recognition Letters*, 158:80–86, 2022.
- [9] Samuel R Bowman, Gabor Angeli, Christopher Potts, and Christopher D Manning. A large annotated corpus for learning natural language inference. *arXiv preprint arXiv:1508.05326*, 2015.
- [10] Zhihua Cai, Wenyin Gong, Charles X Ling, and Harry Zhang. A clustering-based differential evolution for global optimization. *Applied Soft Computing*, 11(1):1363–1379, 2011.

Table 14: Results of different loss functions on SemEval2014 dataset.

	accuracy	recall	precision	F-measure	G-means
WCE	0.876	0.904	0.957	0.930	0.736
BCE	0.875	0.899	0.960	0.928	0.754
DL	0.877	0.890	0.972	0.929	0.815
TL	0.876	0.895	0.966	0.929	0.784
FL	0.876	0.884	0.997	0.928	0.838

Table 15: Top ranked suspicious sentences for source sentence "Two people are kickboxing and spectators are watching." Words that appear in the source sentence are bolded.

rank	BPD+random weights+FL	BPD-IDE without FL	BPD-IDE
1	Two people are wading through the water	Two people are riding a motor-cycle	Two people are fighting and spectators are watching
2	A few men are watching cricket	Two people are fighting and spectators are watching	Two spectators are kickboxing and some people are watching
3	Two girls are laughing breathlessly and other girls are watching them	Two adults are sitting in the chairs and are watching the ocean	Two young women are sparring in a kickboxing fight
4	Two people wearing snowsuits are on the ground making snow angels	Two spectators are kickboxing and some people are watching	Two women are sparring in a kickboxing match
5	Two spectators are kickboxing and some people are watching	A few men are watching cricket	Two people are wading through the water

[11] Jing Chen, Qingcai Chen, Xin Liu, Haijun Yang, Daohe Lu, and Buzhou Tang. The BQ corpus: A large-scale domain-specific chinese corpus for sentence semantic equivalence identification. In *Conference on Empirical Methods in Natural Language Processing*, pages 4946–4951, 2018.

[12] Qin Chen, Qinmin Hu, Jimmy Xiangji Huang, and Liang He. CA-RNN: using context-aligned recurrent neural networks for modeling sentence similarity. In *AAAI Conference on Artificial Intelligence*, volume 32, 2018.

[13] Ziming Chi and Bingyan Zhang. A sentence similarity estimation method based on improved siamese network. *Journal of Intelligent Learning Systems and Applications*, 10(4):121–134, 2018.

[14] Swagatam Das and Amit Konar. Automatic image pixel clustering with an improved differential evolution. *Applied Soft Computing*, 9(1):226–236, 2009.

[15] Celso AR de Sousa. An overview on weight initialization methods for feedforward neural networks. In *International Joint Conference on Neural Networks*, pages 52–59, 2016.

[16] Kalyanmoy Deb. A population-based algorithm-generator for real-parameter optimization. *Soft Computing*, 9(4):236–253, 2005.

[17] Wu Deng, Shifan Shang, Xing Cai, Huimin Zhao, Yingjie Song, and Junjie Xu. An improved differential evolution algorithm and its application in optimization problem. *Soft Computing*, 25(7):5277–5298, 2021.

- [18] Jacob Devlin and Ming-Wei Chang. Open sourcing bert: State-of-the-art pre-training for natural language processing. *Google AI Blog*, 2, 2018.
- [19] Jacob Devlin, Ming-Wei Chang, Kenton Lee, and Kristina Toutanova. Bert: Pre-training of deep bidirectional transformers for language understanding. *arXiv preprint arXiv:1810.04805*, 2018.
- [20] Michel Marie Deza and Elena Deza. *Encyclopedia of Distances*. Springer, 2009.
- [21] Bill Dolan and Chris Brockett. Automatically constructing a corpus of sentential paraphrases. In *Third International Workshop on Paraphrasing (IWP2005)*, 2005.
- [22] Asli Eyecioglu and Bill Keller. Twitter paraphrase identification with simple overlap features and svms. In *Proceedings of the 9th International Workshop on Semantic Evaluation (SemEval 2015)*, pages 64–69, 2015.
- [23] Iztok Fister, Dušan Fister, Suash Deb, Uroš Mlakar, and Janez Brest. Post hoc analysis of sport performance with differential evolution. *Neural Computing and Applications*, 32(15):10799–10808, 2020.
- [24] Marc Franco-Salvador, Parth Gupta, Paolo Rosso, and Rafael E Banchs. Cross-language plagiarism detection over continuous-space-and knowledge graph-based representations of language. *Knowledge-based systems*, 111:87–99, 2016.
- [25] Wenwen Gong, Wei Zhang, Muhammad Bilal, Yifei Chen, Xiaolong Xu, and Weizheng Wang. Efficient web apis recommendation with privacy-preservation for mobile app development in industry 4.0. *IEEE Transactions on Industrial Informatics*, 18(9):6379–6387, 2021.
- [26] Gavin Hackeling. *Mastering Machine Learning with scikit-learn*. Packt Publishing Ltd, 2017.
- [27] Sepp Hochreiter and Jürgen Schmidhuber. Long short-term memory. *Neural computation*, 9(8):1735–1780, 1997.
- [28] Jeremy Howard and Sebastian Ruder. Universal language model fine-tuning for text classification. *arXiv preprint arXiv:1801.06146*, 2018.
- [29] Ashraf S Hussein. A plagiarism detection system for arabic documents. In *Intelligent Systems’ 2014*, pages 541–552. Springer, 2015.
- [30] Ameera Jadalla and Ashraf Elnagar. A plagiarism detection system for arabic text-based documents. In *Pacific-Asia Workshop on Intelligence and Security Informatics*, pages 145–153. Springer, 2012.
- [31] Dervis Karaboga and Bahriye Basturk. A powerful and efficient algorithm for numerical function optimization: artificial bee colony (ABC) algorithm. *Journal of Global Optimization*, 39(3):459–471, 2007.

- [32] Aïda Khemakhem, Bilel Gargouri, Abdelmajid Ben Hamadou, and Gil Francopoulo. Iso standard modeling of a large arabic dictionary. *Natural Language Engineering*, 22(6):849–879, 2016.
- [33] Ahmed Khorsi, Hadda Cherroun, Didier Schwab, et al. A two-level plagiarism detection system for arabic documents. *Cybernetics and Information Technologies*, 18(1), 2018.
- [34] Md Tahmid Rahman Laskar, Xiangji Huang, and Enamul Hoque. Contextualized embeddings based transformer encoder for sentence similarity modeling in answer selection task. In *12th Language Resources and Evaluation Conference*, pages 5505–5514, 2020.
- [35] Enlu Lin, Qiong Chen, and Xiaoming Qi. Deep reinforcement learning for imbalanced classification. *Applied Intelligence*, 50(8):2488–2502, 2020.
- [36] Anna Liu. *Neural network models for hate speech classification in tweets*. PhD thesis, 2018.
- [37] Adnen Mahmoud and Mounir Zrigui. Semantic similarity analysis for paraphrase identification in Arabic texts. In *31st Pacific Asia Conference on Language, Information and Computation*, pages 274–281, 2017.
- [38] Navin Kumar Manaswi. RNN and LSTM. In *Deep Learning with Applications Using Python*, pages 115–126. Springer, 2018.
- [39] Marco Marelli, Stefano Menini, Marco Baroni, Luisa Bentivogli, Raffaella Bernardi, Roberto Zamparelli, et al. A SICK cure for the evaluation of compositional distributional semantic models. In *LREC*, pages 216–223, 2014.
- [40] E Matthew. Peters, mark neumann, mohit iyyer, matt gardner, christopher clark, kenton lee, luke zettlemoyer. deep contextualized word representations. In *Proc. of NAACL*, 2018.
- [41] Chris McCormick. Word2vec tutorial - the skip-gram model, 2016. <http://mccormickml.com/2016/04/19/word2vec-tutorial-the-skip-gram-model>.
- [42] Larry R Medsker and LC Jain. Recurrent neural networks. *Design and Applications*, 5:64–67, 2001.
- [43] Mohamed El Bachir Menai. Detection of plagiarism in arabic documents. *International Journal of Information Technology and Computer Science*, 10(10):80–89, 2012.
- [44] ML Menéndez, JA Pardo, L Pardo, and MC Pardo. The Jensen-Shannon divergence. *Journal of the Franklin Institute*, 334(2):307–318, 1997.
- [45] Seyedali Mirjalili and Andrew Lewis. The whale optimization algorithm. *Advances in Engineering Software*, 95:51–67, 2016.

- [46] Seyedali Mirjalili, Seyed Mohammad Mirjalili, and Andrew Lewis. Grey wolf optimizer. *Advances in engineering software*, 69:46–61, 2014.
- [47] Seyed Vahid Moravvej, Roohallah Alizadehsani, Sadia Khanam, Zahra Sobhaninia, Afshin Shoeibi, Fahime Khozeimeh, Zahra Alizadeh Sani, Ru-San Tan, Abbas Khosravi, Saeid Nahavandi, et al. Rlmd-pa: A reinforcement learning-based myocarditis diagnosis combined with a population-based algorithm for pretraining weights. *Contrast Media & Molecular Imaging*, 2022, 2022.
- [48] Seyed Vahid Moravvej, Mohammad Javad Maleki Kahaki, Moein Salimi Sartakhti, and Abdolreza Mirzaei. A method based on attention mechanism using bidirectional long-short term memory (BLSTM) for question answering. In *29th Iranian Conference on Electrical Engineering*, pages 460–464, 2021.
- [49] Seyed Vahid Moravvej, Abdolreza Mirzaei, and Mehran Safayani. Biomedical text summarization using conditional generative adversarial network (cgan). *arXiv preprint arXiv:2110.11870*, 2021.
- [50] Seyed Vahid Moravvej, Seyed Jaleleddin Mousavirad, Mahshid Helali Moghadam, and Mehrdad Saadatmand. An LSTM-based plagiarism detection via attention mechanism and a population-based approach for pre-training parameters with imbalanced classes. In *International Conference on Neural Information Processing*, pages 690–701, 2021.
- [51] Seyed Vahid Moravvej, Seyed Jaleleddin Mousavirad, Diego Oliva, Gerald Schaefer, and Zahra Sobhaninia. An improved de algorithm to optimise the learning process of a bert-based plagiarism detection model. In *2022 IEEE Congress on Evolutionary Computation (CEC)*, pages 1–7. IEEE, 2022.
- [52] SV Moravvej, MJ Maleki Kahaki, M Salimi Sartakhti, and M Joodaki. Efficient gan-based method for extractive summarization. *Journal of Electrical and Computer Engineering Innovations (JECEI)*, 10(2):287–298, 2021.
- [53] Seyed Jaleleddin Mousavirad and Hossein Ebrahimpour-Komleh. Human mental search: a new population-based metaheuristic optimization algorithm. *Applied Intelligence*, 47(3):850–887, 2017.
- [54] Seyed Jaleleddin Mousavirad and Shahryar Rahnamayan. Evolving feedforward neural networks using a quasi-opposition-based differential evolution for data classification. In *IEEE Symposium Series on Computational Intelligence*, pages 2320–2326, 2020.
- [55] Seyed Jaleleddin Mousavirad, Gerald Schaefer, Iakov Korovin, and Diego Oliva. RDE-OP: A region-based differential evolution algorithm incorporation opposition-based learning for optimising the learning process of multi-layer neural networks. In *International Conference on the Applications of Evolutionary Computation*, pages 407–420, 2021.

- [56] Jeffrey Pennington, Richard Socher, and Christopher D Manning. GloVe: Global vectors for word representation. In *Conference on Empirical Methods in Natural Language Processing*, pages 1532–1543, 2014.
- [57] Vasyl Pihur, Susmita Datta, and Somnath Datta. Weighted rank aggregation of cluster validation measures: a Monte Carlo cross-entropy approach. *Bioinformatics*, 23(13):1607–1615, 2007.
- [58] Elvys Linhares Pontes, Stéphane Huet, Andréa Carneiro Linhares, and Juan-Manuel Torres-Moreno. Predicting the semantic textual similarity with Siamese CNN and LSTM. *arXiv preprint arXiv:1810.10641*, 2018.
- [59] Martin F Porter. An algorithm for suffix stripping. *Program*, 1980.
- [60] Sunil Kumar Prabhakar, Harikumar Rajaguru, and Dong-Ok Won. Performance analysis of hybrid deep learning models with attention mechanism positioning and focal loss for text classification. *Scientific Programming*, 2021, 2021.
- [61] Kenneth V Price. Differential evolution. In *Handbook of Optimization*, pages 187–214. Springer, 2013.
- [62] Alec Radford, Karthik Narasimhan, Tim Salimans, and Ilya Sutskever. Improving language understanding with unsupervised learning. 2018.
- [63] Pranav Rajpurkar, Jian Zhang, Konstantin Lopyrev, and Percy Liang. Squad: 100,000+ questions for machine comprehension of text. *arXiv preprint arXiv:1606.05250*, 2016.
- [64] Mohammed Sabeeh and Farah Khaled. Plagiarism detection methods and tools: An overview. *Iraqi Journal of Science*, pages 2771–2783, 2021.
- [65] Seyed Sadegh Mohseni Salehi, Deniz Erdogmus, and Ali Gholipour. Tversky loss function for image segmentation using 3d fully convolutional deep networks. *arXiv e-prints*, pages arXiv–1706, 2017.
- [66] Adrian Sanborn and Jacek Skryzalin. Deep learning for semantic similarity. In *CS224d: Deep Learning for Natural Language Processing*. Stanford University Stanford, CA, USA, 2015.
- [67] Dipankar Sarkar, Ankur Narang, and Sumit Rai. Fed-focal loss for imbalanced data classification in federated learning. *arXiv preprint arXiv:2011.06283*, 2020.
- [68] Moein Salimi Sartakhti, Mohammad Javad Maleki Kahaki, Seyed Vahid Moravvej, Maedeh javadi Joortani, and Alireza Bagheri. Persian language model based on bilstm model on covid-19 corpus. In *2021 5th International Conference on Pattern Recognition and Image Analysis (IPRIA)*, pages 1–5. IEEE, 2021.

- [69] Shashank Sonkar, Andrew E Waters, and Richard G Baraniuk. Attention word embedding. *arXiv preprint arXiv:2006.00988*, 2020.
- [70] Rainer Storn and Kenneth Price. Differential evolution—a simple and efficient heuristic for global optimization over continuous spaces. *Journal of Global Optimization*, 11(4):341–359, 1997.
- [71] Dima Suleiman, Arafat Awajan, and Nailah Al-Madi. Deep learning based technique for plagiarism detection in arabic texts. In *2017 International Conference on New Trends in Computing Sciences (ICTCS)*, pages 216–222. IEEE, 2017.
- [72] Wilson L Taylor. “cloze procedure”: A new tool for measuring readability. *Journalism quarterly*, 30(4):415–433, 1953.
- [73] Sajeetha Thavareesan and Sinnathamby Mahesan. Sentiment lexicon expansion using word2vec and FastText for sentiment prediction in Tamil texts. In *Moratuwa Engineering Research Conference*, pages 272–276, 2020.
- [74] Shakoor Vakilian, Seyed Vahid Moravvej, and Ali Fanian. Using the artificial bee colony (abc) algorithm in collaboration with the fog nodes in the internet of things three-layer architecture. In *2021 29th Iranian Conference on Electrical Engineering (ICEE)*, pages 509–513. IEEE, 2021.
- [75] Shakoor Vakilian, Seyed Vahid Moravvej, and Ali Fanian. Using the cuckoo algorithm to optimizing the response time and energy consumption cost of fog nodes by considering collaboration in the fog layer. In *2021 5th International Conference on Internet of Things and Applications (IoT)*, pages 1–5. IEEE, 2021.
- [76] Tim Van Erven and Peter Harremos. Rényi divergence and Kullback-Leibler divergence. *IEEE Transactions on Information Theory*, 60(7):3797–3820, 2014.
- [77] Ashish Vaswani, Noam Shazeer, Niki Parmar, Jakob Uszkoreit, Llion Jones, Aidan N Gomez, Łukasz Kaiser, and Illia Polosukhin. Attention is all you need. *Advances in neural information processing systems*, 30, 2017.
- [78] S Vijayarani, Ms J Ilamathi, Ms Nithya, et al. Preprocessing techniques for text mining-an overview. *International Journal of Computer Science & Communication Networks*, 5(1):7–16, 2015.
- [79] Wafa Wali, Bilel Gargouri, and Abdelmajid Ben Hamadou. Using sentence similarity measure for plagiarism detection of arabic documents. In *International Conference on Intelligent Systems Design and Applications*, pages 52–62. Springer, 2017.
- [80] Jiapeng Wang and Yihong Dong. Measurement of text similarity: a survey. *Information*, 11(9):421, 2020.

- [81] Weizheng Wang, Hao Xu, Mamoun Alazab, Thippa Reddy Gadekallu, Zhaoyang Han, and Chunhua Su. Blockchain-based reliable and efficient certificateless signature for iiot devices. *IEEE transactions on industrial informatics*, 2021.
- [82] Adina Williams, Nikita Nangia, and Samuel R Bowman. A broad-coverage challenge corpus for sentence understanding through inference. *arXiv preprint arXiv:1704.05426*, 2017.
- [83] Saining Xie and Zhuowen Tu. Holistically-nested edge detection. In *IEEE International Conference on Computer Vision*, pages 1395–1403, 2015.
- [84] Xin-She Yang. Firefly algorithm, stochastic test functions and design optimisation. *International Journal of Bio-Inspired Computation*, 2(2):78–84, 2010.
- [85] Xin-She Yang. A new metaheuristic bat-inspired algorithm. In *Nature Inspired Cooperative Strategies for Optimization*, pages 65–74. Springer, 2010.
- [86] Xin-She Yang and Suash Deb. Cuckoo search via Lévy flights. In *World Congress on Nature & Biologically Inspired Computing*, pages 210–214, 2009.
- [87] Lejun Zhang, Weijie Chen, Weizheng Wang, Zilong Jin, Chunhui Zhao, Zhennao Cai, and Huiling Chen. Cbgru: A detection method of smart contract vulnerability based on a hybrid model. *Sensors*, 22(9):3577, 2022.
- [88] Runjie Zhu, Xinhui Tu, and Jimmy Xiangji Huang. Deep learning on information retrieval and its applications. In *Deep Learning for Data Analytics*, pages 125–153. Elsevier, 2020.