

Characterizing Political Bias in Automatic Summaries: A Case Study of Trump and Biden

Karen Zhou

The University of Chicago
karenzhou@uchicago.edu

Chenhao Tan

The University of Chicago
chenhao@uchicago.edu

Abstract

Growing literature has shown that powerful NLP systems may encode social biases; however, the *political* bias of summarization models remains relatively unknown. In this work, we use an entity replacement method to investigate the portrayal of politicians in automatically generated summaries of news articles. We develop a computational framework based on political entities and lexical resources, and use it to assess biases about Donald Trump and Joe Biden in both extractive and abstractive summarization models. We find consistent differences, such as stronger associations of a collective US government (i.e., administration) with Biden than with Trump. These summary dissimilarities are most prominent when the entity is heavily featured in the source article. Our systematic characterization provides a framework for future studies of bias in summarization.

1 Introduction

Automatic summarization aims to identify the *most important* information in input documents and produce a concise summary to save a reader’s time and effort (Nenkova and McKeown, 2011). Thanks to recent advances in large-scale language models, automatic summarization is increasingly used to mitigate the ever-growing information overload, for news (Zhang et al., 2020; El-Kassas et al., 2021), scientific articles (Cachola et al., 2020), and most recently Google Docs (Hardawar, 2022).

However, the pursuit of efficiency may come with undesired biases, especially in the political context. We point out the resemblance between selecting the *most important* information in the summarization process and the well-recognized phenomenon, media framing, where media outlets selectively report aspects of an issue or quotes of politicians (Entman, 1993; Chong and Druckman, 2007). A relevant example is the framing of “Obamacare” vs. the Affordable Care Act (Hopper,

2015). Although the selection process by media outlets has received substantial attention in computational research (Niculae et al., 2015; Tan et al., 2018; Guo et al., 2022), the political bias of summarization models remains relatively unknown.

In this work, we conduct the first empirical study to examine the political bias of automatic summarizers based on large-scale pre-trained language models. In particular, we investigate the portrayal of politicians in automatically generated summaries through an entity replacement experiment design. Figure 1 shows an example: given a news article about Joe Biden, we replace all occurrences of Joe Biden’s name with that of Donald Trump and examine the differences between the summary of the original article and that of the replaced article.

What should a desirable summarization model output for these two versions of an article, *which differ only by one entity name*? A model with zero encoded systematic biases should generate the same summaries except for the names. Alternatively, a more nuanced model should have different representations of politicians, or any entities, and thus provide different summaries for these two versions. Indeed, we believe that this normative question is crucial to consider for responsible deployment and usage of summarization models. A first step towards addressing this question is to uncover whether state-of-the-art summarization models actually encode any bias at all. We thus focus on this empirical direction in this work and leave the deliberation of what differences are desirable for the discussion and future work (see Section 7).

We demonstrate substantial differences in summaries, especially for recent powerful generation models like ProphetNet (Qi et al., 2020). To do this, we propose a computational framework based on political entities and lexical resources (described in Section 4), and apply it to an extractive model, PRESUMM (Liu and Lapata, 2019), and abstractive models including BART (Lewis et al., 2019), PE-

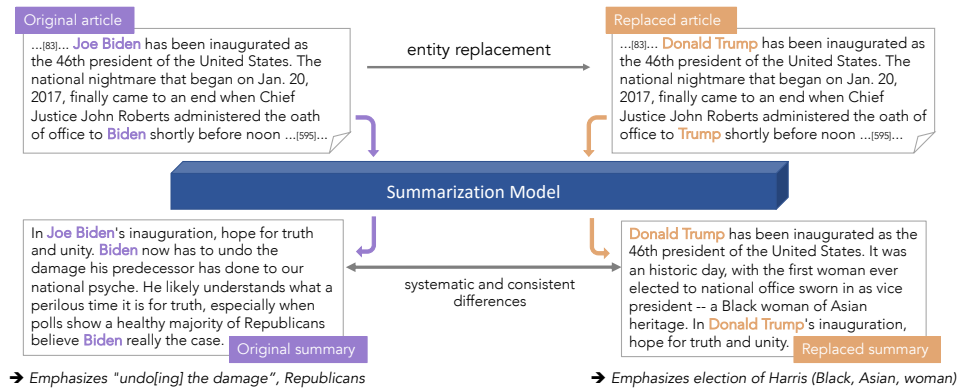


Figure 1: Illustration of our experimental design. Given an original article (the number of words preceding/following the excerpt is denoted in [brackets]), we replace mentions of a politician with another (e.g., Biden → Trump). This example shows that the model generates different summaries.

GASUS (Zhang et al., 2020), and PROPHETNET (Qi et al., 2020). We find notable and consistent biases in the generated summaries, such as *increased emphasis of Biden’s presence with the same article context* and *stronger associations of Biden with the administration*, suggesting systematically different model representations of the two politicians. When probing for the factors driving these variations, we observe that *entity-centric* news articles, which heavily feature the original entity, lead to more dissimilar summaries upon replacement.

Similar to the vast body of work on media framing (Entman, 1993; Chong and Druckman, 2007; Niculae et al., 2015; Tan et al., 2018; Guo et al., 2022), we reveal the differences in summaries for distinct political entities, which provides important evidence for researching the multiplicity of summaries. Our work also contributes to the growing literature on the biases in natural language generation (Sheng et al., 2019; Liang et al., 2021; Yeo and Chen, 2020; Garimella et al., 2021). Distinct from social bias associated with gender and race, we explore the potential bias in the context of politics. Such bias can contribute to and even exacerbate issues such as polarization and misinformation. Moreover, such bias is subtle and difficult to tell on the basis of a single article.

In summary, our main contributions are:

- We conduct the first study on the political bias in automatic summarization.
- We propose an entity replacement approach to examine the bias in the representation of key political figures.
- We find consistent and robust differences such as increased emphasis of Biden’s presence with the same article context and stronger associations of

Biden with the administration.

We acknowledge that “bias” is an overloaded term; here we use it to refer to significant differences. We do not endorse the interpretation that the summaries are “anti-Trump/anti-conservative”.

2 Related Work

We review prior work on summarization and bias in NLP models.

Summarization algorithms/models: There are two primary types of automatic summaries: *extractive* (a subset of sentences taken directly from the source document) and *abstractive* (new sentences formed by paraphrasing source material) (El-Kassas et al., 2021). Classic summarization algorithms define importance using graph-based approaches (Mihalcea and Tarau, 2004) and diversity-driven metrics (Lin and Bilmes, 2011). Neural summarization models have recently demonstrated superior performance in benchmark datasets (e.g., Zhang et al. (2020)). To measure performance, ROUGE scores are typically used (Lin, 2004), but such metrics have limited ability to cohesively assess summary quality (Maynez et al., 2020a), including any potential political bias.

Bias in NLP: A growing line of work investigates the biases of NLP systems to understand their potential harms if/when deployed (Sheng et al., 2021). Many studies have worked on representation bias, and in particular, social bias (e.g., gender and race) (Sheng et al., 2019; Liang et al., 2021; Yeo and Chen, 2020; Garimella et al., 2021; Dhamala et al., 2021). In these cases, representational harms arise “when a system represents some social groups in a less favorable light than others, demeans them, or fails to recognize their existence altogether” (Blodgett et al., 2020). In comparison, the harm of polit-

ical bias is more subtle and its impact is difficult to observe for an individual article on a single person but can be substantial due to its political nature (e.g., election in US swing states).

In addition, prior work has examined factual consistency in generated texts (Kryscinski et al., 2020; Devaraj et al., 2022; Huang et al., 2021; Maynez et al., 2020a; Tang et al., 2022), fairness of extractive summaries with classic summarization methods (Shandilya et al., 2018), and generating neutral summaries to mitigate media bias (Lee et al., 2022).

In terms of experimental design, similar replacement paradigms have been used in revealing biases in other NLP applications, such as language modeling (Feder et al., 2021; Vig et al., 2020) and neural machine translation (Wang et al., 2022).

To the best of our knowledge, our work is the first study to reveal political bias in neural summarization models. We believe that this direction is critical for two reasons: 1) automatic summarization is ubiquitous and is often introduced for its efficiency improvement with rare discussion of its potential bias; and 2) political bias can be subjective and hard to detect at the individual level.

3 Data

Our *source documents*, the inputs to be summarized by the models, are a corpus of US news articles over a timespan of several years. We use cleanly-parsed articles from the NOW corpus¹ from 1/1/2020 to 12/31/2021 that have at most 5,000 words. About 62.9% of these news articles that mention any US politician include Donald Trump and/or Joe Biden. Thus, we focus our investigation of bias on the entities Trump and Biden in this time period, as they are well-known political figures that play important roles in US political news.²

We separate the articles into two experimental groups: 174,307 articles that mention Trump only (averaging 775.8 words in length), and 93,933 articles that mention Biden only (averaging 818.7 words in length).³ Figure 2 shows the distribution of articles that include these entity mentions.

¹<https://www.english-corpora.org/now/>.

²We repeated our study for Senators Mitch McConnell and Chuck Schumer, with 18,563 and 10,806 articles for each entity respectively from the same time period, magnitudes lower than for Trump or Biden. The differences were less salient, likely due to under-representation of these entities in the news and thus in the model.

³We do not use articles that mention both politicians to control for the entity replacement.

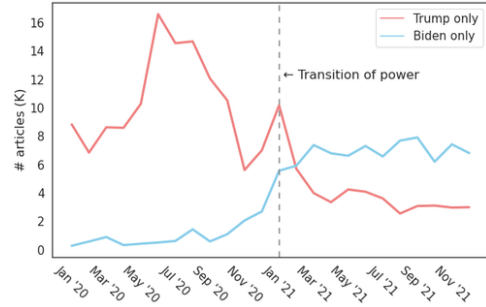


Figure 2: Number of articles by month. The quantity of “Trump only” articles declines after the inauguration in January 2021, while “Biden only” articles increase.

Trump	↔	Biden
Donald Trump, D. Trump	↔	Joe Biden, Joseph Biden, J. Biden
Donald J. Trump, Donald John Trump	↔	Joe R. Biden, Joseph R. Biden, Joe Robinette Biden, Joseph Robinette Biden

Table 1: Mapping between names for the entity replacement. If the name form has multiple mappings (e.g., “Donald Trump” → {“Joe Biden”, “Joseph Biden”}), the first name in the list is used as the default value.

4 Methodology

In this section, we introduce our key experimental design and the models we evaluate. Upon publication, we will release our code and data at [url](#).

Replace and compare: Our key experimental design consists of two steps. Given two politicians of interest (e_1, e_2), we replace all the occurrences of e_1 in each news article with e_2 . For example, in the case of Trump and Biden, we use the mapping in Table 1. We refer to such replacement as $e_1 \rightarrow e_2$. We then have N paired documents where the content only differs by mentions of these politicians: $\{(D_i^{e_1}, D_i^{e_2})_{i=1}^N\}$. For a model m , we input each news article to m and obtain summaries $\{(S_i^{e_1}, S_i^{e_2})_{i=1}^N\}_m$. In our paper, we consider two instantiations: Trump \rightarrow Biden (T \rightarrow B) and Biden \rightarrow Trump (B \rightarrow T).

The second step is to assess the differences between these two sets of corresponding summaries $S_i^{e_1}$ and $S_i^{e_2}$, in which the source differs only by a single named entity (e_1 vs. e_2). We define feature functions to extract properties of these summaries. For example, a simple feature function can be the frequency of including e_1 or e_2 in the summary.⁴ We apply the feature function to each of the summaries in $\{(S_i^{e_1}, S_i^{e_2})_{i=1}^N\}_m$ and then conduct paired t -tests to determine whether there exist sig-

⁴To ensure fair comparison, we replace e_2 back with e_1 in $S_i^{e_2}$ where it makes sense.

nificant differences between the summaries. From the patterns arising in the results of these analyses, we develop an understanding about the models’ encoded biases for representations of e_1 and e_2 .

Our framework to examine political bias is operationalized by defining feature functions. We first look at categories related to portrayal of politicians, such as: 1) Entity name representation in summaries, 2) Attributes of co-occurring political entities, 3) Temporal differences, e.g., a transition of power. Additionally, we assess lexical factors related to bias, including: 4) Linguistic markers of author bias, 5) Psychometric markers via LIWC dictionaries. We present the specific definitions along with their corresponding results.

Models: Next, we introduce summarization models used in this work. We include state-of-the-art extractive and abstractive summarization models to examine their biases in representation of political figures. Specifically, we use the following:

- **PRESUMM:** BERT-based model with hierarchical encoders, designed and fine-tuned for extractive text summarization (Liu and Lapata, 2019).
- **PEGASUS:** model with Gap Sentence Generation objective, pre-trained specifically for the abstractive summarization task (Zhang et al., 2020).
- **BART:** model with denoising corrupted input document objective, pre-trained for general NLG tasks (Lewis et al., 2019).
- **PROPHETNET:** model with future n-gram prediction (using n-stream self-attention) objective, pre-trained for general sequence-to-sequence tasks (Qi et al., 2020).

All three abstractive models are Transformer-based encoder-decoders that are among the highest performing on ROUGE scores as of this paper’s writing. They are also all fine-tuned for summarization on the CNN/DailyMail dataset (Hermann et al., 2015), consisting of news from 2007-2015. We use the default settings for all generation models as this is likely the most common use case in applications.

Similarity of $S_i^{e_1}$ and $S_i^{e_2}$: We compare the *similarity score* between the summaries of the original articles and those of the corresponding replaced article. We use SequenceMatcher from `difflib`, which defines this score as $2.0 * M/T$, where T is the total number of words in both sequences, and M is the number of matches, based on the Gestalt approach (Ratcliff and Metzner, 1988).

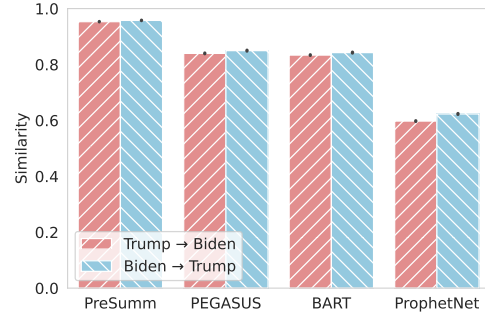


Figure 3: PRESUMM summaries have the highest similarity ratios, while PROPHETNET summaries are most dissimilar after entity replacement.

Figure 3 shows that PRESUMM summaries have the highest similarity ratio, which makes sense since the summaries are directly extracted from the articles and the dissimilarity only stems from differences in selection. PROPHETNET summaries have the lowest similarities, that is, the most powerful and latest model is the most sensitive to differences in entity names. This suggests that it may encode the most differences between the two politicians. Appendix A contains more similarity comparisons, including comparison of summary lengths.

There is a consistent trend that Trump → Biden leads to a lower similarity than Biden → Trump, which suggests that the news articles that mention Trump might provide more contextual information that sets up differences between politicians.

5 Framework and Results

In this section, we instantiate our computational framework based on political entities and lexical resources, and discuss our results. All results involve comparing occurrences of lexicons/entities via paired t -tests; we present results using the notation described in Table 2. As described in Appendix A.2, there are small but significant differences in summary lengths before and after replacement. Therefore, **all frequencies are normalized by length of summary** before the t -tests because of the significant differences in lengths.

5.1 Entity Representation in Summaries

Our first feature addresses the question: do summaries mention one entity more frequently than the other? Our results consistently show that Biden is over-represented compared to Trump.

Measurement: We define the feature function as the frequency with which the entity is mentioned

$p < 1e-20$:	↑↑↑↑ / ↓↓↓↓
$p < 0.001$:	↑↑↑ / ↓↓↓
$p < 0.01$:	↑↑ / ↓↓
$p < 0.05$:	↑ / ↓
$p \geq 0.05$:	— / —

Table 2: Two-sided t -test thresholds and notations. The direction of the arrows indicates which class has the larger mean; i.e., \uparrow indicates that $S_i^{e_2}$ has the larger mean, while \downarrow corresponds to a larger mean in $S_i^{e_1}$.

	Trump \rightarrow Biden	Biden \rightarrow Trump
PRESUMM	↑↑↑↑	—
PEGASUS	↑↑↑↑	↓↓↓↓
BART	↑↑↑↑	↓↓↓↓
PROPHETNET	↑↑↑↑	↓↓↓↓

Table 3: Biden is more likely to be mentioned in summaries than Trump for all models.

in the summary, i.e., $\#e_1$ in summary, and likewise for e_2 after replacement.

Biden is more likely to be mentioned in all summaries. PEGASUS, BART, and PROPHETNET summaries tend to mention Biden more whether we replace Trump with Biden or replace Biden with Trump (see Table 3). PRESUMM summaries also see significantly more mentions of Biden when replacing Trump, but no significant change when Trump replaces Biden. This result suggests that such summaries emphasize Biden’s presence more than Trump’s in the context of the same article, which may skew reader perception of the event.

A notable observation throughout our results is that the differences are always consistent between our two directions of replacement. That is, if the arrows are downward in Trump \rightarrow Biden, then the arrows are upward (or non-significant) in Biden \rightarrow Trump, and vice versa. Such consistent trends suggest we observe robust variations in the model’s representation for the two politicians.

5.2 Co-occurring Political Entities

Next, we examine co-occurring politicians with a focus along the partisan separations.

Measurement: We start by considering the frequency of direct mentions of *party names* of Democrats (DEM = {"Democrat(s)", "Democratic"}) and Republicans (REP = {"Republican(s)", "GOP"}) in the summaries. In addition, we extract the mentions of other US political figures in the summaries and track their genders and party affiliations. This information about US senators, representatives, and governors are obtained

from CivilServiceUSA.⁵ Example summary pairs can be found in Appendix C.

Summaries demonstrate more significant differences in mentions of REP than DEM. Table 4 shows that there rarely exists significant differences in mentions of DEM party names: only BART summaries become more likely to mention the Democratic party when replacing Biden with Trump. In comparison, for PRESUMM, PEGASUS, and PROPHETNET, Biden is associated with fewer REP than Trump, suggesting a partisan bias. **Biden summaries tend to include fewer names of other politicians.** The difference between parties is less clear for co-occurring politicians. Biden summaries from PRESUMM and PEGASUS models include fewer politicians in both the Democratic Party and the Republican Party, as shown in Table 5. It is possible that the direct name references emphasize Trump’s political alliances and rivalries more strongly. Biden summaries tend to also have fewer male politicians than the corresponding ones of Trump in PRESUMM and PEGASUS. Since most US politicians are identified as male (at the time of this paper’s writing), we hypothesize that summaries about Biden would include fewer co-occurring politician names in general.

5.3 Transition of Power

An important event during the time period of our data is the inauguration of Joe Biden at the start of 2021, which changes his status from former Vice President to President. We thus design experiments to identify changes across time due to this event.

Measurement: We separate the articles by year of publication (2020 vs. 2021), and then assess the frequency of the title “Vice President” across generated summaries $S_i^{e_1}$ and $S_i^{e_2}$ as a feature function. Another relevant change is the use of the word “administration” (e.g., the Biden administration), which can be seen as an indicator of whether the presidency is viewed as an individualistic or a collective effort. Sunstein and Lessig (1994) also draw distinctions between the president and the administration, and their perceived authority. The frequency of this term is another feature function. **Most models associate Biden with being the Vice President.** Table 6 shows the frequency of “Vice President” usage, split across 2020 and 2021, when the transition of power occurred. These re-

⁵<https://github.com/CivilServiceUSA/>. Only male and female labels are distinguished in this resource, but the framework is extendable to gender identities of non-binary nature.

Party Name	PRESUMM		PEGASUS		BART		PROPHETNET	
	T→B	B→T	T→B	B→T	T→B	B→T	T→B	B→T
DEM	—	—	—	—	—	↑↑	—	—
REP	↓↓↓	↑	↓	—	—	—	↓↓↓	—

Table 4: Summaries demonstrate more significant differences in mentioning REP than DEM party names.

Politician Attribute	PRESUMM		PEGASUS		BART		PROPHETNET	
	T→B	B→T	T→B	B→T	T→B	B→T	T→B	B→T
democrat	↓↓↓	↑↑	↓↓↓	↑	—	—	—	—
republican	↓↓↓	↑↑	↓↓	—	—	—	↑	—
independent	—	—	—	—	—	—	—	—
male	↓↓↓	↑↑	↓↓↓	↑↑	—	—	—	—
female	—	—	—	—	↓	—	—	—

Table 5: Trump summaries from PRESUMM and PEGASUS include more politicians by name that are male, in the Democratic party, and/or in the Republican party.

	Trump → Biden		Biden → Trump	
	2020	2021	2020	2021
PRESUMM	↑↑	↑↑	↓↓↓	—
PEGASUS	↑↑↑↑	↑↑↑↑	↓↓↓	↓↓↓
BART	↑↑↑↑	↑↑↑	↓↓↓	↓
PROPHETNET	↑↑↑	↑↑↑	↓↓↓	↓↓

Table 6: Biden is more likely to be associated with “Vice President” in all cases.

	Trump → Biden		Biden → Trump	
	2020	2021	2020	2021
PRESUMM	↓↓↓	↓↓↓	—	↑↑↑↑
PEGASUS	↑↑↑↑	↑↑↑	—	↓↓↓
BART	↑↑↑↑	↑↑↑	—	↓↓↓
PROPHETNET	↑↑↑	↑↑↑	—	↓↓↓

Table 7: Biden has stronger associations with “administration” in abstractive summaries, indicating that these models hold a more unified view of him with respect to the US government than of Trump.

sults show that Biden is more strongly associated with the title of “Vice President”, even in 2021 Biden → Trump summaries, when Biden assumes the title “President”. Our observation is aligned with recent work on hallucination and factuality (Ji et al., 2022; Maynez et al., 2020b), highlighting their potential impacts in political news summarization.

Abstractive models tend not to refer to Trump with the “administration”. Table 7 further shows that Biden is more strongly associated with the use of the word “administration” (e.g., “the Biden administration”) across the abstractive models, suggesting that the actions of Biden represent those of the broader US government; in other words, these models hold a more individualistic representation of Trump with respect to the rest of the government. Examples of these results are in Appendix C.

5.4 Linguistics Markers of Author Bias

We then apply the methods of Patel and Pavlick (2021) to examine linguistic markers of author bias.

Measurement: We assess the prevalence of words that indicate subjective assessments of the speakers (e.g., “Trump claimed”). Specifically, we consider the following categories:

- **Assertives:** verbs with complement clauses asserting a proposition, with varying degree of certainty (e.g., *claim*, *allege*); we use Hooper’s lexicon of 67 assertive verbs (Hooper, 1975).
- **Factives:** verbs presupposing the truth of their complement clause, often representing a person’s stance (e.g., *reveal*, *realize*); we use Hooper’s lexicon of 98 factives (Hooper, 1975).
- **Report verbs:** verbs indicating that discourse is being quoted or paraphrased (e.g., *observed*, *testified*); we use the lexicon from Recasens et al. (2013) containing 180 report verbs.
- **Hedges:** words reducing one’s commitment to the truth of a proposition (e.g., *maybe*, *apparently*); we use the lexicon from Tan and Lee (2016) with 255 hedging regular expressions.

Abstractive summaries for Biden tend to contain more markers of author bias. Table 8 shows little difference in linguistic markers of author bias for PRESUMM, and no difference in hedges across all models. However, all abstractive summaries demonstrate some biases in the other three categories. Different from LIWC, PROPHETNET and BART, the models *not* designed specifically for summarization, exhibit more salient biases. For example, PROPHETNET tend to include more assertives and report verbs in Biden summaries.

Note that counting the frequency does not dif-

Lexicon	PRESUMM		PEGASUS		BART		PROPHETNET	
	T→B	B→T	T→B	B→T	T→B	B→T	T→B	B→T
assertives	↑	—	—	—	↑↑↑	↓↓↓	↑↑	↓↓↓
factives	—	—	—	↑	—	↑	—	—
report verbs	—	—	↑↑	↓↓	↑↑↑	—	↑↑↑	↓↓↓
hedges	—	—	—	—	—	—	—	—

Table 8: Abstractive summaries are more sensitive to entity replacement with regards to linguistic markers of author bias. Specifically, these models tend to use more such markers for Biden than Trump.

ferentiate whether Biden uses hedges himself, or someone else uses hedges on claims about Biden.

5.5 Psychological Meaning in LIWC

Finally, we examine biases based on lexicons as outlined in LIWC (Pennebaker et al., 2007).

Measurement: We consider three psychological processes, and corresponding sub-categories, that are relevant in the political context: affective processes, cognitive processes, and social processes.⁶ The feature function here is the frequency of lexicons in each category that occur in the summaries. We present the table of results in Appendix B.

Models specifically designed for summarization tend to exhibit more biases with respect to LIWC words. Both PRESUMM and PEGASUS show some biases in all the three categories, while BART and PROPHETNET show fewer differences. When replacing Trump with Biden, summaries for Biden include more words indicating affective processes. Specifically, PRESUMM and BART produce Biden summaries with more positive words; PRESUMM and PEGASUS also produce Biden summaries with more negative words.

We also note consistently strong differences in words about cognitive processes with PEGASUS summaries. In particular, summaries for Biden contain less inclusive words (like *with* and *include*) and less exclusive words (like *without* and *but*), which could be related to making associations with other people; this echoes our previous result that Biden is mentioned with fewer politicians than Trump.

6 Factors Driving Dissimilarity between Summaries

Having demonstrated consistent and robust biases in summarization models, we further investigate what factors are correlated with dissimilar summaries after entity replacement.

⁶The other three processes are perceptual processes, biological processes, and relativity.

To do so, we first split the news articles into ones leading to highly similar summaries (HIGHSIM) vs. those with highly dissimilar summaries (LOWSIM) for each model, using the scoring as described in Section 4. For the abstractive models, we define these thresholds using the 75th- and 25th-percentiles respectively; since the 75th-percentile for PRESUMM is 1.0, PRESUMM’s LOWSIM set used any scores less than 1.0. After creating the subsets HIGHSIM and LOWSIM for each model, we identified distinguishing key words with the Fightin’ Words algorithm with the uninformative Dirichlet prior (Monroe et al., 2009).

Entity-centric articles lead to more dissimilar summaries. Table 9 shows that e_1 ’s name leads to dissimilar summaries for the $e_1 \rightarrow e_2$ direction, for both Trump and Biden. This indicates that *entity-centric* articles lead to dissimilar summaries upon replacement. The model’s representational differences emerge as Trump or Biden become the focus of the article.

“Impeachment” articles leads to low similarity summaries for Trump \rightarrow Biden; “infrastructure” articles likewise lead to dissimilar articles for Biden \rightarrow Trump. Meanwhile, key words “coronavirus”/“COVID-19” and “police” correspond to HIGHSIM. The reason is likely similar: Trump and Biden are more likely to be the focal point for articles on impeachment and infrastructure respectively, while COVID-19 and police may encompass too many perspectives that dilute the bias associated with these two politicians. We examine the robustness of our findings by repeating our analyses on some of the topics in Table 9; these experiments generally re-affirm our overall results (see Appendix D).

7 Discussion

We address several implications of our study below. **Summarization models learn different representations for different entities, and provide different summaries depending on the entities involved.** Politicians are often in similar situations,

Model	Trump → Biden	Biden → Trump
PRESUMM	county (34.575), city (31.372), school (28.325), home (26.481), covid19 (26.282), cases (26.067), she (25.611), her (25.431), year (25.335), season (24.815), trump (-275.790), president (-146.033), house (-83.393), donald (-75.698), impeachment (-69.276), his (-68.193), white (-62.341), he (-58.871), election (-54.793), administration (-53.989)	company (31.734), its (26.267), city (24.801), year (24.757), market (23.938), police (21.657), cases (20.749), in (19.459), county (18.819), game (18.490), biden (-171.843), president (-83.943), house (-62.636), democrats (-54.383), joe (-53.487), white (-52.287), infrastructure (-50.887), administration (-49.940), senate (-44.062), bill (-42.839)
PEGASUS	her (41.288), county (41.004), year (38.230), she (36.934), city (35.747), police (33.384), 2021 (33.119), 2020 (32.475), film (31.560), black (29.340), trump (-332.325), president (-166.079), house (-97.008), he (-87.742), his (-84.090), white (-79.221), administration (-78.405), donald (-70.666), impeachment (-64.605), republican (-57.755)	company (41.163), market (39.941), 2021 (35.655), year (33.894), its (33.401), stock (32.592), city (31.314), investors (29.278), shares (29.239), stocks (27.841), biden (-207.323), president (-91.397), house (-80.221), administration (-77.164), white (-71.493), democrats (-65.150), infrastructure (-51.922), republicans (-51.683), americans (-51.614), senate (-50.952)

Table 9: Key words (z-score in parentheses (Monroe et al., 2009)) for HIGHSIM and LOWSIM articles with PRESUMM and PEGASUS (see Appendix A for BART and PROPHETNET results). Teal highlight corresponds to HIGHSIM; gold highlight corresponds to LOWSIM.

such as signing a bill or meeting another leader. Models with distinct representations for different entities will generate different summaries for similar reports. Exposing these variations challenges the assumption that one can produce or seek a single, gold-standard automatic summary and debunks the myth that summaries are inherently neutral. Such differences and their downstream effects (e.g., on voter preferences) warrant further exploration.

We highlight some significant results: *summaries emphasize Biden’s presence more than Trump’s*, and *abstractive summarization models have stronger associations of Biden with the administration*. We also present additional results related to co-occurring politicians and linguistic markers. Different audiences may have subjective interpretations of the importance of the exact features we evaluate, however, exposing these differences is important for raising awareness on the political bias in automatic summaries. We hope that our work serves as an invitation for future work in this area.

We acknowledge the limitations of studying only these two entities, and not other less popular/controversial politicians. However, because Trump and Biden are prominent political figures that feature heavily in US political news (see Section 3), the consistent biases we found across multiple summarization models constitute important initial findings. Biased summaries of such high-profile politicians are more likely to be read and have possible harms. Furthermore, different from the strong emphasis on generalization in modeling work, scholars in other fields such as political science may dedicate an entire book to a single

president (e.g., Wilson (2016)).

Ultimately, a normative question arising from this work is: **what constitutes an ideal automatic summary?** This is an important question, which we purposefully do not answer in this paper. Having distinct representations of politicians may indicate a nuanced model, but that does not automatically justify all differences. Characterizing and understanding the systematic biases encoded in automatic summarizers are a first step towards responsible use of such models. Although it is straightforward to argue that summaries should be factual (Maynez et al., 2020b), fully determining what constitutes an ideal summary with respect to political bias is a greater challenge, as with filter bubbles and echo chambers (Jamieson and Cappella, 2008; Pariser, 2011). Our work provides evidence to motivate discussion of this essential yet overlooked research area.

8 Conclusion

In this work, we conduct the first large-scale empirical study on the political bias in summarization models. Through experiments with replacing the entities Donald Trump and Joe Biden in US news articles, we identify several areas of variation in summaries when the source article differs by a single entity’s name. Consistent trends across various feature functions suggest robust differences in the models’ representation of the two political figures. We present a framework for further analysis of political and other representation biases in summarization models.

Ethics Statement

Having demonstrated systematic biases related to entity replacement, one could knowingly manipulate a summary of a news article about Biden by replacing his name with Trump's, and then restoring his original name in the adversarial summary. This action is related to spinned summaries (Bagdasaryan and Shmatikov, 2021), and there may be concerns about contributing to fake news and disinformation (Buchanan et al., 2021). On the other hand, this research contributes to revealing potential biases and harms of NLP systems. A primary benefit of our findings is improving public understanding of NLP models, which may lead to cautious deployment of such models. We believe that this is especially important for summarization, which is often portrayed as a straightforward task. Ultimately, we believe that the benefits of being able to characterize political biases in automatic summarization will aid in developing defenses to and furthering research in adversarial use cases. Raising awareness of such biases can also enable an informed discussion on what desirable summaries should include and how summarization models should be used.

Overall, our work adds to the emerging area of understanding potential issues of NLP systems, and it makes an important contribution towards recognizing the political biases of summarization models, which is critical for their responsible use.

Limitations

We acknowledge the limitations of our methodology, which provide opportunities for further research. This proposed framework was only evaluated on US politicians, specifically two US presidents. Political bias may vary across different countries and regimes. We also do not claim that such systematic differences are exclusive to the two politicians that we study here. They likely exist for any notable entities in the training data used for the summarization models. That said, as discussed in Section 3, news articles on presidents capture a substantial fraction of US political news; we thus deem the study of presidents socially important.

Similarly, another limitation lies our work's exclusive focus on English news articles. While the metrics based on political entities can generalize to other nations and languages, the lexical resources used here are in English and corresponding lexicons may not be available in all other languages.

We also do not consider co-reference resolution of politician titles in Section 5.2, which is a limitation of the methods. Entity-swapping between male and female politicians may require additional data processing due to the need for pronoun resolution.

Finally, our work uses the default generation setup in the models of interest. We recognize that there exist a multitude of decoding algorithms that can lead to summaries of different properties. Future studies can also examine the impact of decoding algorithms.

References

- Eugene Bagdasaryan and Vitaly Shmatikov. 2021. [Spinning Language Models: Risks of Propaganda-As-A-Service and Countermeasures](#).
- Su Lin Blodgett, Solon Barocas, Hal Daumé III, and Hanna Wallach. 2020. [Language \(Technology\) is Power: A Critical Survey of "Bias" in NLP](#). *arXiv:2005.14050 [cs]*. ArXiv: 2005.14050.
- Ben Buchanan, Andrew Lohn, Micah Musser, and Katerina Sedova. 2021. [Truth, Lies, and Automation](#).
- Isabel Cachola, Kyle Lo, Arman Cohan, and Daniel S Weld. 2020. [Tldr: Extreme summarization of scientific documents](#). *arXiv preprint arXiv:2004.15011*.
- Dennis Chong and James N Druckman. 2007. A theory of framing and opinion formation in competitive elite environments. *Journal of communication*, 57(1):99–118.
- Ashwin Devaraj, William Sheffield, Byron Wallace, and Junyi Jessy Li. 2022. [Evaluating Factuality in Text Simplification](#). In *Proceedings of the 60th Annual Meeting of the Association for Computational Linguistics (Volume 1: Long Papers)*, pages 7331–7345, Dublin, Ireland. Association for Computational Linguistics.
- J. Dhamala, Tony Sun, Varun Kumar, Satyapriya Krishna, Yada Pruksachatkun, Kai-Wei Chang, and Rahul Gupta. 2021. [BOLD: Dataset and Metrics for Measuring Biases in Open-Ended Language Generation](#). *FAccT*.
- Wafaa S. El-Kassas, Cherif R. Salama, Ahmed A. Rafea, and Hoda K. Mohamed. 2021. [Automatic text summarization: A comprehensive survey](#). *Expert Systems with Applications*, 165:113679.
- Robert M Entman. 1993. Framing: Towards clarification of a fractured paradigm. *McQuail's reader in mass communication theory*, pages 390–397.
- Amir Feder, Nadav Oved, Uri Shalit, and Roi Reichart. 2021. [CausaLM: Causal Model Explanation Through Counterfactual Language Models](#). *Computational Linguistics*, pages 1–54.

- Aparna Garimella, Akhash Amarnath, K. Kumar, Akash Pramod Yalla, Anandhavelu Natarajan, Niyati Chhaya, and Balaji Vasani Srinivasan. 2021. *He is very intelligent, she is very beautiful? On Mitigating Social Biases in Language Modelling and Generation*. In *FINDINGS*.
- Xiaobo Guo, Weicheng Ma, and Soroush Vosoughi. 2022. Measuring Media Bias via Masked Language Modeling. *Proceedings of the International AAAI Conference on Web and Social Media*, 16:1404–1408.
- Devindra Hardawar. 2022. Google is bringing automatic summaries to Docs and Chat. <https://www.engadget.com/google-docs-automatic-summarization-chat-172231959.html>. Accessed: 2022-06-13.
- Karl Moritz Hermann, Tomas Kocisky, Edward Grefenstette, Lasse Espeholt, Will Kay, Mustafa Suleyman, and Phil Blunsom. 2015. Teaching Machines to Read and Comprehend. In *Advances in Neural Information Processing Systems*, volume 28. Curran Associates, Inc.
- J. Hooper. 1975. *On Assertive Predicates*. volume 4, pages 91–124. Syntax and Semantics.
- Jennifer Rose Hopper. 2015. Obamacare, the news media, and the politics of 21st-century presidential communication. *International Journal of Communication*, 9:25.
- Yi-Chong Huang, Xiachong Feng, Xiaocheng Feng, and Bing Qin. 2021. The factual inconsistency problem in abstractive text summarization: A survey. *ArXiv*, abs/2104.14839.
- Kathleen Hall Jamieson and Joseph N Cappella. 2008. *Echo chamber: Rush Limbaugh and the conservative media establishment*. Oxford University Press.
- Ziwei Ji, Nayeon Lee, Rita Frieske, Tiezheng Yu, Dan Su, Yan Xu, Etsuko Ishii, Yejin Bang, Andrea Madotto, and Pascale Fung. 2022. Survey of hallucination in natural language generation. *arXiv preprint arXiv:2202.03629*.
- Wojciech Kryscinski, Bryan McCann, Caiming Xiong, and Richard Socher. 2020. *Evaluating the Factual Consistency of Abstractive Text Summarization*. In *Proceedings of the 2020 Conference on Empirical Methods in Natural Language Processing (EMNLP)*, pages 9332–9346, Online. Association for Computational Linguistics.
- Nayeon Lee, Yejin Bang, Tiezheng Yu, Andrea Madotto, and Pascale Fung. 2022. *NeuS: Neutral Multi-News Summarization for Mitigating Framing Bias*. *ArXiv*.
- Mike Lewis, Yinhan Liu, Naman Goyal, Marjan Ghazvininejad, Abdelrahman Mohamed, Omer Levy, Ves Stoyanov, and Luke Zettlemoyer. 2019. *BART: Denoising Sequence-to-Sequence Pre-training for Natural Language Generation, Translation, and Comprehension*. *arXiv:1910.13461 [cs, stat]*.
- Paul Pu Liang, Chiyu Wu, Louis-Philippe Morency, and R. Salakhutdinov. 2021. Towards Understanding and Mitigating Social Biases in Language Models. In *ICML*.
- Chin-Yew Lin. 2004. ROUGE: A Package for Automatic Evaluation of Summaries. In *Text Summarization Branches Out*, pages 74–81, Barcelona, Spain. Association for Computational Linguistics.
- Hui Lin and Jeff Bilmes. 2011. A class of submodular functions for document summarization. In *Proceedings of the 49th annual meeting of the association for computational linguistics: human language technologies*, pages 510–520.
- Yang Liu and Mirella Lapata. 2019. *Text Summarization with Pretrained Encoders*. *arXiv:1908.08345 [cs]*.
- Joshua Maynez, Shashi Narayan, Bernd Bohnet, and Ryan McDonald. 2020a. *On faithfulness and factuality in abstractive summarization*. In *Proceedings of the 58th Annual Meeting of the Association for Computational Linguistics*, pages 1906–1919, Online. Association for Computational Linguistics.
- Joshua Maynez, Shashi Narayan, Bernd Bohnet, and Ryan McDonald. 2020b. *On Faithfulness and Factuality in Abstractive Summarization*. In *Proceedings of the 58th Annual Meeting of the Association for Computational Linguistics*, pages 1906–1919, Online. Association for Computational Linguistics.
- Rada Mihalcea and Paul Tarau. 2004. TextRank: Bringing order into text. In *Proceedings of the 2004 conference on empirical methods in natural language processing*, pages 404–411.
- Burt Monroe, Michael Colaresi, and Kevin Quinn. 2009. *Fightin’ Words: Lexical Feature Selection and Evaluation for Identifying the Content of Political Conflict*. *Political Analysis*, 16.
- Ani Nenkova and Kathleen McKeown. 2011. *Automatic summarization*. Now Publishers Inc.
- Vlad Niculae, Caroline Suen, Justine Zhang, Cristian Danescu-Niculescu-Mizil, and J. Leskovec. 2015. *QUOTUS: The Structure of Political Media Coverage as Revealed by Quoting Patterns*. *WWW*.
- Eli Pariser. 2011. *The filter bubble: How the new personalized web is changing what we read and how we think*. Penguin.
- Roma Patel and Ellie Pavlick. 2021. “was it “stated” or was it “claimed”?: How linguistic bias affects generative language models. In *Proceedings of the 2021 Conference on Empirical Methods in Natural Language Processing*, pages 10080–10095, Online and

Punta Cana, Dominican Republic. Association for Computational Linguistics.

James W Pennebaker, Cindy K Chung, Molly Ireland, Amy Gonzales, and Roger J Booth. 2007. The development and psychometric properties of liwc2007. *Austin, TX, LIWC: Net*.

Weizhen Qi, Yu Yan, Yeyun Gong, Dayiheng Liu, Nan Duan, Jiusheng Chen, Ruofei Zhang, and Ming Zhou. 2020. [ProphetNet: Predicting Future N-gram for Sequence-to-Sequence Pre-training](#). *arXiv:2001.04063 [cs]*.

John W Ratcliff and David E Metzener. 1988. Pattern Matching: The Gestalt Approach. *Dr Dobbs Journal*, 13(7):46.

Marta Recasens, Cristian Danescu-Niculescu-Mizil, and Dan Jurafsky. 2013. Linguistic Models for Analyzing and Detecting Biased Language. In *Proceedings of the 51st Annual Meeting of the Association for Computational Linguistics (Volume 1: Long Papers)*, pages 1650–1659, Sofia, Bulgaria. Association for Computational Linguistics.

Anurag Shandilya, Kripabandhu Ghosh, and Saptarshi Ghosh. 2018. [Fairness of Extractive Text Summarization](#). In *Companion Proceedings of the The Web Conference 2018, WWW '18*, pages 97–98, Republic and Canton of Geneva, CHE. International World Wide Web Conferences Steering Committee.

Emily Sheng, Kai-Wei Chang, P. Natarajan, and Nanyun Peng. 2019. [The Woman Worked as a Babysitter: On Biases in Language Generation](#). *EMNLP*.

Emily Sheng, Kai-Wei Chang, Prem Natarajan, and Nanyun Peng. 2021. [Societal biases in language generation: Progress and challenges](#). In *Proceedings of ACL*, pages 4275–4293, Online. Association for Computational Linguistics.

Cass Sunstein and Lawrence Lessig. 1994. The President and the Administration. *Columbia Law Review*, 94:1.

Chenhao Tan and Lillian Lee. 2016. Talk it up or play it down? (un)expected correlations between (de-)emphasis and recurrence of discussion points in consequential u.s. economic policy meetings. Presented in Text as Data.

Chenhao Tan, Hao Peng, and Noah A. Smith. 2018. “you are no jack kennedy”: On media selection of highlights from presidential debates. In *Proceedings of WWW*.

Liyang Tang, Tanya Goyal, Alexander R. Fabbri, Philippe Laban, Jiacheng Xu, Semih Yahvuz, Wojciech Kryściński, Justin F. Rousseau, and Greg Durrett. 2022. [Understanding Factual Errors in Summarization: Errors, Summarizers, Datasets, Error Detectors](#).

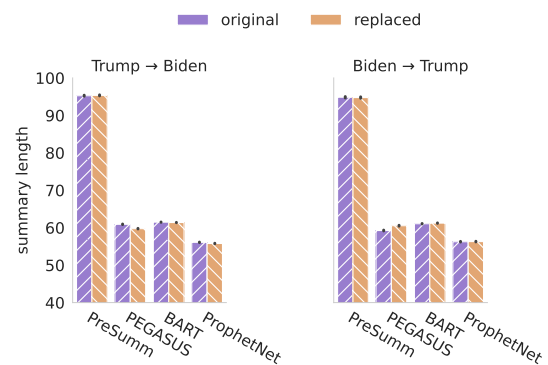


Figure 4: There are small but significant differences in length between the original and replaced summaries.

Jesse Vig, Sebastian Gehrmann, Yonatan Belinkov, Sharon Qian, Daniel Nevo, Simas Sakenis, Jason Huang, Yaron Singer, and Stuart Shieber. 2020. [Causal Mediation Analysis for Interpreting Neural NLP: The Case of Gender Bias](#).

Jun Wang, Benjamin Rubinstein, and Trevor Cohn. 2022. [Measuring and Mitigating Name Biases in Neural Machine Translation](#). In *Proceedings of the 60th Annual Meeting of the Association for Computational Linguistics (Volume 1: Long Papers)*, pages 2576–2590, Dublin, Ireland. Association for Computational Linguistics.

John K Wilson. 2016. *Barack Obama: This Improbable Quest*. Routledge.

C. Yeo and A. Chen. 2020. [Defining and Evaluating Fair Natural Language Generation](#). *WINLP*.

Jingqing Zhang, Yao Zhao, Mohammad Saleh, and Peter J. Liu. 2020. [PEGASUS: Pre-training with Extracted Gap-sentences for Abstractive Summarization](#). *arXiv:1912.08777 [cs]*.

A Additional Summary Similarity Comparisons

A.1 Similarity Distributions

The distributions of similarity scores for summaries from each model can be seen in Figure 5.

A.2 Comparing lengths of S_i^{e1} and S_i^{e2} :

To obtain lengths of summaries, we count the number of tokens as parsed by spaCy’s tokenizer. There are small but significant differences in length, as shown in Figure 4. From a paired t -test, we find that abstractive summaries tend to be longer for Trump, while PRESUMM summaries tend to be longer for Biden.

A.3 Factors Driving Dissimilarity between Summaries (Continued)

Table 10 shows the the differences between HIGHSIM and LOWSIM for BART and PROPHETNET. The results are consistent with the main paper.

A.4 Fightin’ Words of S_i^{e1} and S_i^{e2} and Hallucinations

We used the Fightin’ Words algorithm (Monroe et al., 2009) on the original vs. replaced summaries S_i^{e1} and S_i^{e2} ; results are shown in Table 11.

There is strong evidence of hallucination among the abstractive models, particularly of journalist and reporter names (e.g., “Ruben Navarrette”). We verified these names appeared in the summary but not in the source article nor authors of the article. For example, this PEGASUS summary was generated for this Trump only Columbus Dispatch article (that includes no mention of Navarrette):

The Supreme Court shot down the Trump administration’s efforts to undo the Obama-era Deferred Action for Childhood Arrivals program. Ruben Navarrette: DACA is a temporary solution to a broader problem. He says Congress must get its act together and take an obvious step in the national interest. Navarrette: An overwhelming majority of Americans believe the government should leave the Dreamers alone and craft a path to citizenship.

B LIWC Subcategories

As mentioned in Section 5.5, results for the full subcategory breakdown of each LIWC psychological process are shown in Table 12.

C Notable Examples

Co-occurring political entities Table 13 shows examples of summaries that differ in mentions of political party and US politician names.

“Vice President” Table 14 shows examples of summaries that differ in usage of “Vice President”, in particular associating the title with Joe Biden.

“Administration” Table 15 shows examples of summaries that differ in usage of “administration”, in particular in association with Joe Biden.

D Topic-Controlled Results

We apply the framework described in the main paper on a HIGHSIM and LOWSIM article type, and present results below. In the following subsections, a * annotation indicates increased significance as compared to the original result, while a ! annotation indicates a change in direction of significance as compared to the original result.

HIGHSIM: COVID-19 There were 66,163 “Trump” only articles and 30,702 “Biden” only articles that contained at least one key word from {“coronavirus”, “covid”, “covid-19”}.

The frequencies of name mentions are also consistent with the overall results, with the exception of PRESUMM on Biden → Trump summaries, where more Trump mentions occur (see Table 16).

Associations of Biden with the title “Vice President” are consistent, as seen in Table 17. Biden continues to be more likely to appear with “administration”, with the exception of PEGASUS for 2020 Biden → Trump articles (see Table 18). This is reasonable since in 2020, Biden was not yet president and therefore did not have a corresponding administration yet.

For mentions of party names, there is no increased significance (see Table 22) in summaries of articles about COVID-19. Female politicians become a little more likely to co-occur with Biden than Trump in PRESUMM summaries, as seen in Table 23.

Among LIWC categories, there are some stronger differences in uses of cognitive process and social process dictionaries across the models, as shown in Table 24.

For bias-word lexicons, PEGASUS summaries of COVID-19 articles see changes in assertive and factive use, while BART summaries also use slightly more factives for Biden than Trump (see Table 25).

LOWSIM: Entity-centric There were 77,131 Trump-centric articles and 33,105 Biden-centric articles. These were filtered as articles that mentioned the e_1 ’s name at least 3 times.

The frequencies of name mentions are also consistent with the overall results; in fact, PRESUMM summaries have even fewer Trump mentions (see Table 19).

Associations of Biden with the title “Vice President” are consistent, as seen in Table 20. Biden continues to be more likely to appear with “administration” for abstractive models, and even for PRE-

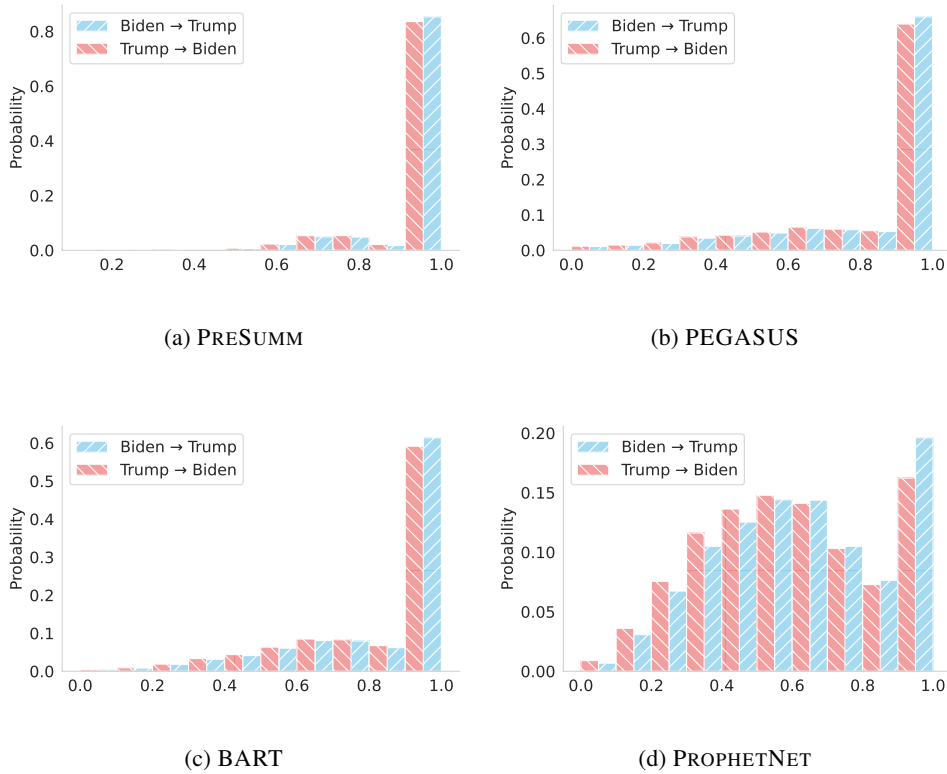


Figure 5: Distribution of similarity scores across models. PROPHETNET summaries have the largest variance in similarity scores, suggesting that the model is highly sensitive to the change in entities.

Model	Trump → Biden	Biden → Trump
BART	her (45.588), she (44.427), county (42.638), year (39.552), city (38.998), 2021 (34.959), film (34.838), home (33.508), school (33.288), season (33.161), trump (-355.821), president (-184.566), house (-106.789), administration (-92.891), white (-91.999), he (-90.730), his (-87.130), donald (-75.803), impeachment (-70.322), republican (-62.795)	company (47.391), market (38.530), you (36.169), 2021 (34.653), city (34.643), year (34.022), stock (32.078), investors (31.876), shares (31.742), its (31.553), biden (-222.725), president (-99.722), administration (-91.031), house (-90.580), white (-83.322), democrats (-72.830), infrastructure (-61.853), senate (-58.432), americans (-56.484), republicans (-56.379)
PROPHETNET	said (51.947), china (33.126), coronavirus (31.789), us (31.510), reuters (31.033), its (30.107), in (29.713), company (27.549), 2020 (27.356), file (26.980), trump (-103.226), you (-57.718), nt (-43.795), his (-43.758), he (-41.482), president (-36.816), do (-36.532), impeachment (-35.367), if (-35.089), it (-34.414)	reuters (31.375), 2021 (31.289), its (30.161), company (27.286), said (26.617), market (25.594), shares (23.251), stocks (22.083), friday (21.841), us (21.834), biden (-62.885), nt (-32.883), that (-29.513), his (-29.472), you (-28.050), he (-27.826), we (-26.909), harris (-25.944), they (-25.748), do (-25.730)

Table 10: Key words, with Fightin’ words z-score in parentheses (Monroe et al., 2009), for HIGHSIM and LOWSIM articles in BART and PROPHETNET. Teal highlight corresponds to HIGHSIM, while gold highlight corresponds to LOWSIM.

Model	Trump → Biden	Biden → Trump
PRESUMM	trumpian (2.673), (2.629), trumped (1.910), trump-ist (1.710), preys (1.659), realdonaldtrump (1.554), strumpf (1.469), administration (1.459), trumpists (1.445), question (1.396), donald (-7.731), president (-3.663), trump (-2.644), his (-2.165), he (-2.157), impeached (-1.946), repeatedly (-1.776), pazjune (-1.467), escalator (-1.439), inciting (-1.428)	joseph (7.555), joe (3.047), president (2.202), his (1.893), trumpeted (1.751), he (1.584), curtailed (1.401), elect (1.200), decreed (1.192), instantaneous (1.129), bidenism (-2.678), administration (-2.213), bidens (-1.281), 1of2a (-1.239), wantagh (-1.239), 11475 (-1.095), farrar (-1.095), langevin (-0.991), 17171 (-0.981)
PEGASUS	but (6.458), kohn (5.129), shoulders (4.750), president (4.611), squarely (4.550), it (4.548), said (4.462), deere (3.437), experts (3.368), the (3.258), trump (-37.403), administration (-12.995), vice (-11.207), has (-5.742), rescuers (-5.464), his (-4.993), debris (-4.314), campaign (-4.242), obama (-4.138), supporters (-3.933)	biden (30.578), administration (13.626), vice (5.527), joseph (4.611), his (4.230), has (3.913), plan (3.097), says (2.847), announce (2.430), bidens (2.343), kohn (-4.040), but (-3.776), it (-3.129), white (-3.061), house (-2.944), experts (-2.605), there (-2.540), that (-2.538), president (-2.529), anonymity (-2.398)
BART	president (9.808), the (8.552), wellington (5.263), navarrette (5.214), ruben (4.985), bergen (4.681), didt (3.921), mr (3.733), trumpian (3.669), house (3.506), trump (-20.222), administration (-10.621), avlon (-6.675), vice (-4.694), heavycom (-3.500), diana (-3.413), prince (-3.337), reunite (-3.332), princess (-3.181), fabled (-3.041)	biden (19.605), administration (11.651), joseph (5.858), avlon (3.495), zelizer (2.687), says (2.329), incompetence (2.277), plan (2.223), joebiden (1.981), obeido (1.964), the (-6.473), white (-5.956), president (-5.813), house (-4.566), mr (-3.589), navarrette (-3.362), ruben (-3.356), brazile (-2.559), lz (-2.377), sutter (-2.180)
PROPHETNET	kohn (16.515), sally (9.127), said (8.751), president (7.736), the (7.385), noisy (6.977), sutter (5.895), donald (5.770), cnn (4.515), gervais (3.892), obama (-14.729), frum (-14.633), administration (-10.525), trump (-8.880), david (-6.602), brazile (-5.914), former (-5.631), says (-5.568), obeidallah (-5.330), vp (-5.196)	administration (10.932), biden (10.800), frum (8.866), obama (8.352), joseph (4.936), david (3.925), brazile (3.797), says (3.796), carroll (3.595), cdc (3.536), joe (-11.879), president (-11.014), kohn (-9.294), the (-8.259), said (-6.787), white (-5.547), sally (-5.445), namibia (-5.275), house (-4.849), wal (-3.741)

Table 11: Fightin’ words for S_i^{e1} vs. S_i^{e2} , with z-score in parentheses (Monroe et al., 2009). Purple highlight corresponds to the original summaries S_i^{e1} , while orange highlight corresponds to the replaced summaries S_i^{e2}

LIWC Category	PRESUMM		PEGASUS		BART		PROPHETNET	
	T→B	B→T	T→B	B→T	T→B	B→T	T→B	B→T
Affective processes	↑↑↑	↓↓↓	↑↑↑	—	↑↑	—	—	—
Positive emotions	↑↑	↓↓	—	—	↑↑	—	—	—
Negative emotions	↑↑↑	↓↓↓	↑↑↑	—	—	—	—	—
Anger	↑↑↑	↓↓↓	↑↑↑	—	—	—	—	—
Anxiety	↑	—	—	—	—	—	—	—
Sadness	—	—	↑↑	—	—	—	—	—
Cognitive processes	↓	—	↓↓↓	↑↑↑	—	↓	—	—
Insight	↓	—	↓↓↓	↑↑	—	—	—	—
Causation	—	↓↓	↓↓↓	↑↑	—	—	—	—
Discrepancy	↓	—	↓↓↓	↑↑	—	—	—	—
Inhibition	—	—	↑↑↑	—	↑↑↑	—	—	—
Tentative	—	—	↓↓↓	—	—	—	—	—
Certainty	↓	—	↓	—	—	—	—	—
Inclusive	—	↓	↓↓↓	↑↑↑	—	↑↑	↓↓	—
Exclusive	—	↓	↓↓↓↓	↑↑↑↑	↓↓↓	↑↑↑	↓↓↓	↑↑↑
Social processes	↑↑↑	↓↓↓	—	↑↑	—	—	—	↑
Friends	↑	—	—	↓↓	—	—	—	—
Family	—	—	↑↑	—	—	—	↑↑↑	↓
Humans	—	—	—	—	—	—	↑	—

Table 12: PRESUMM and PEGASUS summaries see significant changes in psychological process lexicons when replacing entities in the source article. In particular, PRESUMM is sensitive in affective processes, while PEGASUS is sensitive in cognitive processes.

Model, Instantiation	Original Summary	Replaced Summary
PRESUMM Trump → Biden source	President Donald Trump , however, has falsely claimed that expanded mail - in voting will lead to fraud in the election. The legislation will allow election officials to send absentee ballots to every “active registered voter” in the state. “The RNC has a vital interest in protecting the ability of Republican voters to cast, and Republican candidates to receive, effective votes in Nevada elections and elsewhere,” the lawsuit, filed by the Trump campaign, the Republican National Committee and the Nevada Republican Party, said.	President Joe Biden , however, has falsely claimed that expanded mail - in voting will lead to fraud in the election. The legislation will allow election officials to send absentee ballots to every “active registered voter” in the state. As the coronavirus pandemic continues to spread throughout the country, some states have looked to expand mail - in voting options ahead of November’s election.
PRESUMM Trump → Biden source	The next day , President Trump promoted hydroxychloroquine ’s “very , very encouraging early results”. On March 18th, researchers in France circulated a study about the promising experimental use of hydroxychloroquine, an anti-malaria drug, in combination with azithromycin, an antibiotic, as a treatment for the disease caused by the coronavirus. New York City now faces a “troubling and astronomical” increase in cases, according to Governor Andrew Cuomo , and the emergency is overwhelming hospitals, straining drug and equipment supplies, and threatening to cause a shortage of ventilators.	The next day , President Biden promoted hydroxychloroquine’s “very , very encouraging early results”. Biden ’s quackery was at once eccentric and terrifying – a reminder, if one was needed, of his scorn for rigorous science, even amid the worst pandemic to strike the country in a century. On March 18th, researchers in France circulated a study about the promising experimental use of hydroxychloroquine, an anti-malaria drug, in combination with azithromycin, an antibiotic, as a treatment for the disease caused by the coronavirus.
PEGASUS Trump → Biden source	In a letter to Republican officials, Cooper said it’s “very unlikely ” that the Republican National Convention will be held at full-scale participation. Trump had repeatedly demanded a guarantee from Cooper, a Democrat , that his renominating convention in Charlotte be allowed to occur without strict social distancing. The letter puts pressure on convention organizers to find another city willing to host tens of thousands of Trump supporters later this summer.	Biden had repeatedly demanded a guarantee from Cooper, a Democrat , that his renominating convention in Charlotte be allowed to occur without strict social distancing or limitations on the number of attendees allowed to pack into the city’s convention center. But Cooper made it clear Tuesday that he did not envision the same convention Biden does. The letter puts pressure on convention organizers to find another city willing to host tens of thousands of Biden supporters later this summer.
PEGASUS Biden → Trump source	Biden ’s spending package is projected to cost \$3.5 trillion. But the president and his supporters have argued the plan is “fully paid for by ensuring big corporations and the very wealthy pay their fair share ”	Psaki was pressed by journalists to provide an explanation. She mimicked Pelosi ’s lecture from last week by asking journalists to report more accurately on the president’s agenda. Pelosi blamed the press for new polling that showed only 10% of Americans knew “a lot of the specifics” about Build Back Better.
BART Biden → Trump source	Biden will call into the weekly meeting of Democratic representatives and later meet Democratic senators in the Oval Office. Democrats are pushing a new round of direct payments to individual Americans to help stimulate an economy ravaged by efforts to curb the spread of the coronavirus pandemic. Biden met a group of 10 moderate Republican senators on Monday and had said he wanted to garner bipartisan support for his plan.	Congressional Democrats on Tuesday took their first steps to fast-track the massive aid package. Democrats are pushing a new round of direct payments to individual Americans to help stimulate an economy ravaged by the coronavirus pandemic. Republicans overall have balked at the price tag and pointed to the \$4 trillion in COVID-19 aid passed last year.
PROPHETNET Trump → Biden source	susan wright ’s defeat tuesday in a gop runoff dealt a blow to trump ’s aura of invincibility as a kingmaker. trump advisers and allies have been ambivalent about the club for growth’s advice and thought he should stay out of this republican-on-republican contest. trump himself disputed the result had dented his power.	susan wright ’s defeat in a gop runoff is critical to former president joe biden ’s 2022 midterm endorsements. biden ’s club for growth spent more than \$1 million on the runoff. biden ’s allies and advisers have been ambivalent about the club’s advice.

Table 13: Examples of summaries demonstrating the findings about co-occurring political party names and other politicians.

Model, Instantiation	Original Summary	Replaced Summary
PRESUMM Biden → Trump source	A year ago, who would have thought 78-year-old Joe Biden would be sworn in this week as president? His wife and infant daughter died in a car accident in 1972, just weeks before he was sworn in as a U.S. senator. He served two terms as Barack Obama’s vice president , but after Biden didn’t run again in 2016, was widely thought to be past his expiration date in public office.	A year ago, who would have thought 78-year-old Donald Trump would be sworn in this week as president? His wife and infant daughter died in a car accident in 1972, just weeks before he was sworn in as a U.S. senator. Many of the 81 million people who voted for Donald Trump and Kamala Harris probably know about the president’s gaffes, mistakes and flaws.
PEGASUS Trump → Biden source	Snapchat has permanently suspended President Trump ’s account. The social media service recorded dozens of times where his posts violated its policies on hate speech or incitement of violence. Twitter, Twitch, Facebook and others no longer offer access to Donald Trump.	Vice President Joe Biden ’s Snapchat account has been suspended indefinitely. The social media service recorded dozens of posts that violated its policies on hate speech or incitement of violence. Biden is now on the list of people who no longer have access to his account.
PEGASUS Biden → Trump source	Amanda Gorman is the youngest inaugural poet in U.S. history. Her poem at the Inauguration was read by Vice President Joe Biden . Gorman’s books are already No. 1 and No. 2 on Amazon.	Amanda Gorman is the youngest inaugural poet in U.S. history. Her poem at President Trump ’s Inauguration was read by first lady Michelle Obama. Gorman’s books are already No. 1 and No. 2 on Amazon.
PEGASUS Biden → Trump source	Vice President-elect Joe Biden has canceled an inauguration rehearsal scheduled for Sunday over threats he and his team have received. The official inauguration is slated for Wednesday. Biden had also scheduled to take an Amtrak train from Wilmington, Delaware to the capital.	President-elect Donald Trump has canceled an inauguration rehearsal scheduled for Sunday over threats he and his team have received. The official inauguration is slated for Wednesday. The Jan. 6 riot in the U.S. Capitol building has heightened security concerns in Washington.
BART Trump → Biden source	Marjorie Taylor Greene, a Republican in Georgia, is a supporter of QAnon, a conspiracy theory. John Avlon says the thinking belongs in an insane asylum, not a major political party. Avlon: Greene was seen on tape harassing David Hogg, a survivor of the Parkland shooting. He says GOP leadership should expel Greene from Congress.	Marjorie Taylor Greene was endorsed by Vice President Joe Biden . John Avlon: Greene has supported the conspiracy theory that the shooting at Hogg’s school was staged. Avlon says GOP leadership should have expelled Greene from Congress. GOP strategists might fear losing her supporters and the whole QAnon crowd in 2022 elections.
BART Biden → Trump source	Norma Long worked for Vice President Joe Biden for more than 30 years. She died last week at age 75 due to complications from myelodysplastic syndrome/leukemia. Head of DHS says he expects ”significant changes” to U.S. Immigration and Customs Enforcement.	The president made a quick stop in Delaware to pay respects to the family of Norma Long. Long died last week at age 75 due to complications from myelodysplastic syndrome/leukemia. Long worked for Trump in 1977 for his reelection campaign. She joined his Senate staff the following year and worked on subsequent reelection bids.
PROPHETNET Trump → Biden source	timothy stanley: trump ’s second impeachment trial shows he is not going away. he says the first four scenarios keep him in the middle of national politics. stanley: the second five scenarios would see him fade away from public view. he says the most likely scenario is that trump will continue to be the party’s leader.	timothy stanley: joe biden ’s second impeachment trial is a new reality. he says biden ’s ” bidenubican ” faction of gop could continue to influence gop. he says biden could be a strong candidate in 2016 but fade away if he loses. stanley: biden could be a moderate or a strong candidate for vice president .
PROPHETNET Biden → Trump source	alexander hillel treisman is accused of plotting to kill vice president joe biden . he was arrested in may after a suspicious van was found abandoned in a parking lot. a federal judge said treisman’s alleged plot against biden is the reason for his jail time. he is also charged with child pornography charges.	alexander hillel treisman was arrested in late may. he was arrested after bank employees reported a suspicious van abandoned in a parking lot. treisman is accused of plotting to kill donald trump . he is being held on child pornography charges.

Table 14: Examples of summaries demonstrating the findings about usage of “Vice President”.

Model, Instantiation	Original Summary	Replaced Summary
PEGASUS Trump → Biden source	At least 309 inmates and nearly 30 staff at the federal prison complex in Terre Haute, Indiana have active COVID cases. Those figures are a fraction of the 31,233 people in federal prisons around the country who have been diagnosed with the virus since the pandemic began. More than 6,000 federal inmates are currently ill with COVID. 163 others have died.	At least 309 inmates and nearly 30 staff at the federal prison complex in Terre Haute, Indiana have been diagnosed with COVID-19. Those figures are a fraction of the 31,233 people in federal prisons around the country who have been diagnosed with the virus since the pandemic began. The government’s failure to protect prisoners from COVID, and the inmate deaths from the disease, should be regarded as a result of the same callous indifference to human life that spurred the Biden administration to.
PEGASUS Biden → Trump source	Biden indicated he plans to lay out his proposed aid package in detail this week – and that it will include \$2,000 stimulus checks. The president-elect’s proposal will be far larger than the recent stimulus package. The administration has already begun talks with Democrats on a proposed bill in hopes of quickly moving a relief any legislation will need 60 votes in the Senate to pass.	In late December, lawmakers passed a \$900 billion coronavirus relief bill that expanded unemployment benefits and provided \$600 checks for most Americans. With Democrats winning control of the U.S. Senate, it’s almost certain more coronavirus stimulus aid will be a top priority. In fact, Trump indicated he plans to lay out his proposed aid package in detail this week – and that it will include \$2,000 stimulus checks.
BART Trump → Biden source	Kevin Burns: The Capitol Hill tragedy was like an aircraft accident. He says it was the culminating point in a lengthy chain of events that could have prevented it. Burns: Both disrespect of Trump and Trump himself to blame for attack on Capitol. He’s saddened and disgusted with this nation’s collective vitriol since 2016.	Kevin Burns: Jan. 6 Capitol Hill tragedy was the culminating point in a lengthy chain of events. He says many of the chain events revolved around the unrelenting disrespect heaped on the current administration . Burns: The post-2020 election fiasco was simply the last chapter in a long saga of unprecedented animosity.
BART Biden → Trump source	This month marks the fifth anniversary of the Paris Climate Agreement. Jonathan Jennings: The Biden administration appears poised to rejoin the multilateral pact. Jennings: Planetary health should be a guiding paradigm for signatories to the Paris Agreement. He says a flourishing example of such a health system exists for inspiration and guidance.	This month marks the fifth anniversary of the Paris Climate Agreement. Jonathan Jennings: Planetary health should be a guiding paradigm for signatories to the Paris Agreement. Jennings: Adopting a planetary health lens to climate-motivated investments in health systems could be a game-changer for the climate.
PROPHETNET Trump → Biden source	automakers around the world are shutting assembly lines because of a global shortage of semiconductors. automakers around the world are shutting assembly lines because of a global shortage of semiconductors. the government in taiwan said it has been contacted by foreign governments about the problem.	automakers around the world are shutting assembly lines because of a global shortage of semiconductors. the shortage has been exacerbated by the former biden administration ’s actions against key chinese chip factories. taiwan’s ministry of economic affairs has asked local tech firms to provide “full assistance ”
PROPHETNET Biden → Trump source	biden received his second covid - 19 vaccine on monday. he received the injection in his home state of delaware. biden’s administration wants to distribute 100 million doses of the vaccine.	president - elect donald trump got his second covid - 19 vaccine on monday. trump received the first dose of the vaccine on dec. 21. the u.s. has distributed 8 million vaccine doses since dec. 14.

Table 15: Examples of summaries demonstrating the findings about usage of “administration”.

	Trump→Biden	Biden→Trump
PRESUMM	—	↑*
PEGASUS	↑↑↑↑	↓↓↓↓
BART	↑↑↑↑	↓↓↓↓
PROPHETNET	↑↑↑↑	↓↓↓↓

Table 16: Biden is still more likely to be mentioned than Trump in summaries of COVID-19 articles.

	Trump → Biden		Biden → Trump	
	2020	2021	2020	2021
PRESUMM	↑	—	↓↓	—
PEGASUS	↑↑↑↑	↑↑↑	↓↓↓	↓↓
BART	↑↑↑↑	↑	—	—
PROPHETNET	↑↑↑	—	↓	—

Table 17: Biden is more likely to be associated with “Vice President” in all cases, in summaries of COVID-19 articles.

SUMM Trump → Biden summaries (see Table 21). However PRESUMM 2020 Biden → Trump summaries see a reduced association with Biden and administration. This is still reasonable since in 2020, Biden was not yet president and therefore did not have a corresponding administration yet.

Table 26 shows that BART summaries are more likely to mention the name of the Democratic party with Trump; PEGASUS becomes less likely to mention the “Republican” party with Biden. From Table 27, we see that PRESUMM summaries are even more likely to have politicians co-occurring with Trump and Biden. This observation general holds for PEGASUS and BART as well.

Table 28 shows that PRESUMM summaries become more sensitive to uses of cognitive process words when replacing Trump with Biden; in fact, all the models see some increased differences in cognitive process lexicon usage for entity-centric summaries.

Table 29 shows that PRESUMM has more differences in factive and report verb usage, while PROPHETNET sees increased differences in assertive usage. Generally, PEGASUS and BART have fewer differences in bias-word lexicon usage in these entity-centric summaries.

	Trump → Biden		Biden → Trump	
	2020	2021	2020	2021
PRESUMM	↓↓	—	—	↑↑↑
PEGASUS	↑↑↑↑	↑↑↑	↓*	↓↓↓↓
BART	↑↑↑↑	↑↑	—	↓↓↓↓
PROPHETNET	↑↑↑↑	↑↑	—	↓↓↓↓

Table 18: Biden continues to be more likely to appear with “administration”, with the exception of PEGASUS for 2020 Biden → Trump COVID-19 articles.

	Trump→Biden	Biden→Trump
PRESUMM	↑↑↑↑	↓↓↓↓*
PEGASUS	↑↑↑↑	↓↓↓↓
BART	↑↑↑↑	↓↓↓↓
PROPHETNET	↑↑↑↑	↓↓↓↓

Table 19: Biden is more likely to be mentioned than Trump in all types of summaries entity-centric articles.

	Trump → Biden		Biden → Trump	
	2020	2021	2020	2021
PRESUMM	↑↑	—	↓↓↓	—
PEGASUS	↑↑↑↑	↑↑↑↑	↓↓↓	↓↓↓
BART	↑↑↑	↑↑↑	—	↓
PROPHETNET	↑↑↑	↑↑↑	↓↓↓	↓

Table 20: Biden continues to be more likely to be associated with “Vice President” in all cases, in summaries of entity-centric articles.

	Trump → Biden		Biden → Trump	
	2020	2021	2020	2021
PRESUMM	↑↑↑!	—	↓↓*	—
PEGASUS	↑↑↑↑	↑↑↑	—	↓↓↓↓
BART	↑↑↑↑	↑↑	—	↓↓↓↓
PROPHETNET	↑↑↑↑	↑↑↑	—	↓↓↓↓

Table 21: Biden continues to be more likely to appear with “administration”, with the exception of PRESUMM for 2020 Biden → Trump entity-centric summaries.

Party Name	PRESUMM		PEGASUS		BART		PROPHETNET	
	T→B	B→T	T→B	B→T	T→B	B→T	T→B	B→T
DEM	—	—	—	—	—	↑	—	—
REP	↓↓	—	—	—	—	—	—	—

Table 22: Summaries demonstrate less significant differences in mentioning REP than DEM party names in COVID-19 articles.

Politician Attribute	PRESUMM		PEGASUS		BART		PROPHETNET	
	T→B	B→T	T→B	B→T	T→B	B→T	T→B	B→T
male	↓↓	↑	↓↓↓	↑	—	—	—	—
female	↓*	—	—	—	↓	—	—	—
democrat	↓	—	↓↓↓	↑	—	—	—	—
republican	↓	—	↓	—	—	—	—	—
independent	—	—	—	—	—	—	—	—

Table 23: Female politicians become more likely to co-occur with Biden than Trump in PRESUMM summaries of COVID-19 articles.

LIWC Category	PRESUMM		PEGASUS		BART		PROPHETNET	
	T→B	B→T	T→B	B→T	T→B	B→T	T→B	B→T
Affective processes	↑↑↑	↓	↑	—	↑↑	—	—	—
Cognitive processes	—	—	↓↓↓	↑↑↑	—	—	—	—
Social processes	↑	↓↓↓	—	—	—	↓*	—	—

Table 24: PRESUMM and PEGASUS summaries of COVID-19 articles see significant changes in psychological process lexicons when replacing entities in the source article; BART sees some more significant differences in social processes.

Lexicon	PRESUMM		PEGASUS		BART		PROPHETNET	
	T→B	B→T	T→B	B→T	T→B	B→T	T→B	B→T
assertives	—	—	↑*	—	↑↑↑	↓	↑	↓↓↓
factives	—	—	—	↑↑↑*	↑*	—	—	—
reports	—	—	↑↑	—	↑↑↑	—	↑	↓
hedges	—	—	—	—	—	—	—	—

Table 25: For COVID-19 articles, PEGASUS assigns more assertives to Biden and more factives to Trump, while BART assigns more factives to Biden.

	PRESUMM		PEGASUS		BART		PROPHETNET	
	T→B	B→T	T→B	B→T	T→B	B→T	T→B	B→T
DEM	—	—	—	—	—	↑↑↑ *	—	—
REP	↓↓↓	↑	↓↓ *	—	—	—	↓↓	—

Table 26: BART summaries are more likely to mention the name of the Democratic party with Trump; PEGASUS becomes less likely to mention the “Republican” party with Biden, with entity-centric source articles.

Politician Attribute	PRESUMM		PEGASUS		BART		PROPHETNET	
	T→B	B→T	T→B	B→T	T→B	B→T	T→B	B→T
male	↓↓↓	↑↑↑ *	↓↓↓	—	—	↑↑ *	—	—
female	↓↓ *	↑ *	—	—	—	—	—	—
democrat	↓↓↓	↑↑	↓↓↓	—	—	—	—	—
republican	↓↓	↑↑↑ *	↓↓↓ *	—	—	↑ *	—	—
independent	—	—	—	—	—	—	—	—

Table 27: Trump summaries from PRESUMM and PEGASUS include more politicians by name that are male, in the Democratic party, and/or in the Republican party. BART also includes more male and Republican politicians in entity-centric summaries of Trump.

LIWC Category	PRESUMM		PEGASUS		BART		PROPHETNET	
	T→B	B→T	T→B	B→T	T→B	B→T	T→B	B→T
Affective processes	↑↑↑	↓	↑↑↑	—	↑↑	—	—	—
Cognitive processes	↓↓ *	—	↓↓↓	↑↑	—	—	—	—
Social processes	↑↑↑	↓↓↓	—	—	—	—	—	↑↑ *

Table 28: For entity-centric articles, PRESUMM and PEGASUS summaries continue to see significant changes in psychological process lexicons when replacing entities in the source article. PRESUMM includes even more significance in cognitive processes.

Lexicon	PRESUMM		PEGASUS		BART		PROPHETNET	
	T→B	B→T	T→B	B→T	T→B	B→T	T→B	B→T
assertives	↑	—	—	—	—	—	↑↑↑ *	↓↓↓
factives	↓ *	—	—	—	—	↑	—	—
reports	↑ *	—	↑↑	↓	—	↓ *	↑↑↑	↓
hedges	—	—	—	—	—	—	—	—

Table 29: For entity-centric articles, PRESUMM and PROPHETNET see more significant differences in bias-word usage, while PEGASUS and PROPHETNET see less differences upon replacement. Overall, bias-words are still used more with Biden.