

Synergies Between Federated Learning and O-RAN: Towards an Elastic Virtualized Architecture for Multiple Distributed Machine Learning Services

Payam Abdisarabshali, Nicholas Accurso, *Student Member, IEEE*, Filippo Malandra, *Member, IEEE*,
Weifeng Su, *Fellow, IEEE*, and Seyyedali Hosseinalipour, *Member, IEEE*

Abstract—Federated learning (FL) is the most popular distributed machine learning technique. However, implementation of FL over modern wireless networks faces key challenges caused by (i) dynamics of the network conditions and (ii) the coexistence of multiple FL services/tasks and other network services in the system, which are not jointly considered in prior works. Motivated by these challenges, we introduce a generic FL paradigm over NextG networks, called *dynamic multi-service FL* (DMS-FL). We identify three unexplored design considerations in DMS-FL: (i) FL service operator accumulation, (ii) wireless resource fragmentation, and (iii) signal strength fluctuations. We take the first steps towards addressing these design considerations by proposing a novel distributed ML architecture called *elastic virtualized FL* (EV-FL). EV-FL unleashes the full potential of Open RAN (O-RAN) systems and introduces an elastic resource provisioning methodology to execute FL services. It further constitutes a multi-time-scale FL management system that introduces three dimensions into existing FL architectures: (i) virtualization, (ii) scalability, and (iii) elasticity. Through investigating EV-FL, we reveal a series of open research directions for future work. We finally simulate EV-FL to demonstrate its potential in saving wireless resources and increasing fairness among FL services.

I. INTRODUCTION

Federated learning (FL) has attracted tremendous attention [1] for executing data-intensive Internet-of-Things (IoT) applications (e.g., autonomous driving), where data is often collected at edge devices distributedly. This distributed machine learning (ML) approach is a promising alternative to centralized ML since transferring distributed data to a central server may cause a prohibitive communication overhead and privacy leakage. FL engages edge devices, called FL users (FLUs), and performs ML training through the repetition of two steps: (i) using their local data, FLUs perform *local model* (LM) training (e.g., via gradient descent) and transfer their trained LMs to a server, and (ii) the server aggregates all the received LMs (e.g., via averaging) to a *global model* (GM) and then broadcasts it to FLUs to commence the next LM training round.

Motivation. Current research on FL over wireless networks mainly focuses on five design pillars [1]:

- (P1) Collaboration among FLUs to facilitate communications,
- (P2) Heterogeneity of FLUs' datasets,
- (P3) FLUs' computation/communication heterogeneity,
- (P4) Effective FLU selection/recruitment,
- (P5) Wireless resources (e.g., spectrum) allocation strategies.

Nevertheless, existing works study (P1)-(P5) while presuming the following limiting assumptions, reducing their practicality for real-world implementation.

- (A1) They assumed static snapshots of the network and made *static ML and wireless control decisions* (e.g., wireless spectrum allocation). However, real-world wireless networks exhibit temporal variations due to *FLUs' mobility, time-varying channels, and time-varying users' datasets*.
- (A2) They considered execution of a *single FL service* (FLS) managed by an FLS operator (FLSO). They also neglected concurrent execution of non-FLSs (e.g., online games) with FLSs. However, in large-scale networks, multiple FLSOs may recruit FLUs simultaneously (e.g., Google may execute FL for keyboard next-word prediction, while Apple does so for face recognition).

In this work, we introduce the paradigm of *dynamic multi-service FL* (DMS-FL) encompassing (P1)-(P5) while relaxing (A1)-(A2) considering (i) temporal system dynamics, and (ii) the coexistence of multiple FLSs and non-FLSs. For the realization of DMS-FL, we unleash the potential of next-generation (NextG) wireless networks.

NextG wireless. 5G-and-beyond networks will host applications with diverse QoS requirements, classified as (i) enhanced mobile broadband (eMBB), (ii) ultra-reliable low latency communications (URLLC), and (iii) massive machine-type communications (mMTC) [2]. They also are envisioned to provide services for different *verticals* – a set of companies requiring the same service (e.g., industrial factories) – governed by distinct *virtual network operators* (VNOs). Nevertheless, traditional radio access networks (RANs) (e.g., distributed RAN) lack the versatility and intelligence required to accommodate the diverse QoS requirements of different services [3], [4], motivating Open RAN.

Open RAN (O-RAN). O-RAN (Fig. 1) migrates from rigid cellular networks to multi-vendor, agile, and data-driven networks by integrating the concepts of disaggregation, intelligence, virtualization (RAN slicing), open interfaces, and programmable *white-box* hardware (as opposed to the traditional *black-box* hardware) [5]. O-RAN disaggregates 3GPP stack functionalities into (i) radio unit (O-RU), (ii) distributed unit (O-DU), and (iii) centralized unit (O-CU) [5]. Such disaggregation brings some functionalities of the 3GPP stack near users while benefiting from resource sharing (i.e., multiplexing gain), which reduces *capital expenditures* [5]. O-RAN also introduces RAN intelligent controllers (RICs) including non-real-time (non-RT) RIC and near-RT RICs, orchestrating RAN operations (e.g., RAN slicing) [5]. O-RAN components interact via standard open interfaces (E2, F1, open fronthaul,

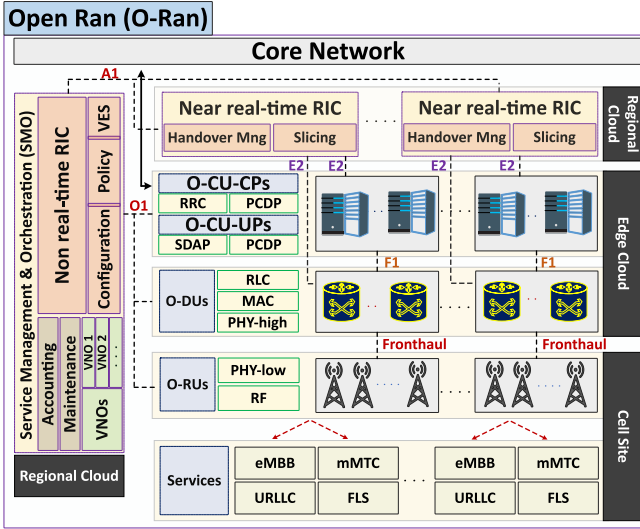


Fig. 1: Open radio access network (O-RAN) architecture (abbreviations follow standard 3GPP terminologies [5]).

A1, and O1 in Fig. 1), facilitating interoperability between network elements from different manufacturers [5]. In O-RAN, data (e.g., key performance measurements [6]) of O-CUs, O-DUs, and O-RUs stream periodically via O1 interface to virtual event streaming (VES). Data at VES is used by rApps in non-RT RICs to build AI algorithms packaged into xApps instantiated on near-RT RICs to conduct RAN operations.

O-RAN slicing. O-RAN supports multiple services and accommodates their diverse QoS requirements via RAN slicing, which partitions the RAN resources into isolated RAN slices, each leased to a virtual network operator (VNO) [3]. RAN slices are dedicated *virtual RANs*, each provisioned with virtual resources (e.g., *virtual resource blocks (VRBs)*), which are mapped to shared physical RAN resources (e.g., physical resource blocks (PRBs)), and governed independently by different VNOs to satisfy their QoS requirements.

O-RAN programmability. Unlike rigid traditional RANs (e.g., black-box MAC scheduler of 4G utilized for all services), O-RAN offers a flexible *white-box* infrastructure for designing dedicated functionalities (e.g., dedicated MAC scheduler) for each virtual RAN slice tailored to the QoS requirement of its users. MAC schedulers, as one of the key components of O-DUs, are responsible for assigning/mapping PRBs to VRBs to guarantee users' QoS requirements [7].

Contributions. (i) We introduce DMS-FL, a new FL paradigm over NextG wireless. (ii) We develop a novel VNO, called *FL virtual network operator (FVNO)*, over O-RAN through proposing *elastic virtualized FL (EV-FL)* architecture encompassing key design pillars (P1)-(P5) while relaxing (A1)-(A2). We incorporate (P1) into DMS-FL by introducing a communication mode called *dispersed cooperative communication (DCC)*. To account for (P2)-(P3), we consider FLUs' heterogeneity in terms of data, device, and quality in DMS-FL. (iii) By creating *dedicated RAN slices* for each FLS, EV-FL is among the first in the literature to provide a platform for concurrent execution of multiple FLSs and non-FLSs (relaxation of (A2)). (iv) In EV-FL, (P4) is addressed through creating *authorized recruitment zones* for FLSs. (v) In

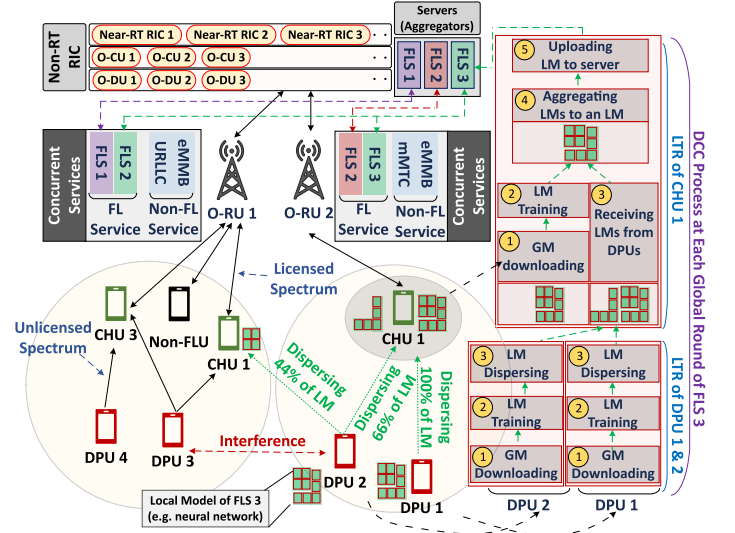


Fig. 2: DMS-FL system model empowered by DCC.

EV-FL, we leverage the *programmability* feature of O-RAN to design dedicated functionalities for each FLS. Specifically, EV-FL copes with the system dynamics (relaxation of (A1)) while addressing (P5) via *dedicated connectivity coordinators* for FLU mobility management and *dedicated MAC schedulers* for dynamic spectrum and power allocation.

II. DYNAMIC MULTI-SERVICE FL (DMS-FL)

In this section, we introduce DMS-FL system model encompassing the O-RAN architecture and a set of open challenges.

A. System Model

Fig. 2 depicts the system model of DMS-FL over an O-RAN orchestrated by a non-RT RIC. DMS-FL considers multiple FLSOs conducting FL training. Despite the importance of addressing the coexistence of FLSs, only a few works studied this topic [8], [9], none of which considered O-RAN. DMS-FL further assumes the coexistence of FLSs and other services (e.g., URLLC). We detail the key features of our model below.

1) *DCC Communication mode:* We introduce DCC (see Fig. 2), in which FLUs are divided into (i) *communication head FLUs (CHUs)* with direct access to O-RUs over *licensed spectrum*, and (ii) *deprived FLUs (DPUs)* with no such access. Assume that each FLU's LM has p parameters. Each DPU disperses its LM among CHUs through device-to-device (D2D) communications over *unlicensed spectrum*. Each CHU then aggregates received LMs from its associated DPUs into a *single LM* with the same size p and transfers it to an O-RU. This results in a fixed size of uplink data from CHUs to O-RUs, which prevents scaling of the O-RUs' traffic with the number of DPUs, and thus reduces the communication overhead on the expensive licensed wireless spectrum. DCC (i) reduces resource consumption since LMs of multiple DPUs are aggregated locally at CHUs through low-power D2D communications, and only CHUs conduct energy-consuming uplink communications, and (ii) enables recruiting more DPUs due to the abundance of the inexpensive unlicensed spectrum.

2) *Interference*: O-RUs often utilize same set of licensed/unlicensed PRBs. Thus, FLUs of an O-RU can experience interference from nearby O-RUs, calling for adaptive interference management and transmit power control techniques.

3) *FLU heterogeneity*: FLUs exhibit three levels of heterogeneity: (i) *Data*: FLUs possess different data types, each can be utilized for multiple FLSs (e.g., pedestrian images can be used for product recommendations and face recognition). (ii) *Device*: FLUs have heterogeneous capabilities due to (ii-a) inherent resource heterogeneity and (ii-b) concurrent execution of non-FL tasks. (iii) *Quality*: We introduce *key quality indicators (KQIs)* to quantify the quality of FLUs. KQIs can be computed based on computation capability, data quality, and historical success of FLUs in FL training.

4) *System dynamics*: In DMS-FL, we consider three types of dynamics: (i) *Arrival/departure of FLSOs*: FLSOs may start or finish their FLSs at different times; (ii) *FLU mobility*: FLUs may move between different O-RUs (e.g., during rush hour, FLUs are concentrated in downtown); (iii) *Dynamics of FLUs' datasets*: FLUs' datasets may vary over time.

5) *Asymmetric FLU congestion*: We introduce *asymmetric FLU congestion*, capturing that FLUs are unevenly distributed across O-RUs in terms of their (i) *Type*, e.g., rural areas can have more FLUs for agriculture-related tasks compared to urban areas, (ii) *Quality*, measured by KQIs, and (iii) *Cost*, e.g., LM training expenditures such as recruitment cost.

Joint consideration of above five characteristics of DMS-FL leads to a series of open problems discussed next.

B. Open Issues and Challenges

We summarize three unexplored open problems in DMS-FL and then discuss how EV-FL addresses them.

1) *FLSO accumulation*: Asymmetric FLU congestion and arrival/departure of FLSOs lead to a new phenomenon in DMS-FL, which we call FLSO accumulation. Specifically, high-quality O-RUs (i.e., in terms of KQIs) and low-cost FLUs (e.g., recruitment cost) are more attractive for FLSOs (e.g., due to FL training expenditure and accuracy), leading to accumulation/overcrowdedness of FLSOs in some O-RUs over time. Overcrowdedness in O-RUs can lead to competition among FLSOs for scarce resources (e.g., network spectrum).

Competition among FLSOs under FLSO accumulation. FLSOs may compete for limited wireless resources and recruiting FLUs from O-RUs. Due to the selfishness of FLSOs and their accumulation, FLSOs may attempt to increase their profits by making greedy FLU recruitment decisions and occupy wireless resources of certain O-RUs. This can adversely impact the availability of resources for newly arriving FLSOs, violating fairness. Motivated by this, we utilize O-RAN slices in EV-FL to create a virtual RAN for each FLSO.

2) *Signal strength fluctuation*: In DCC, due to user mobility, the interference experienced by FLUs may vary over time, leading to undesired user signal strength fluctuations over time. This issue can further lead to *over/under wireless resource provisioning*, which is a major concern detailed next.

Wireless resource over/under-provisioning. Due to channel dynamics, static resource (e.g., licensed/unlicensed spectrum and transmit power) allocation of existing FL implementations [1] causes two obscure problems. (i) *Wireless*

resource over-provisioning, referring to surpassing FLUs' QoS requirements upon over-provisioning of wireless resources, increasing expenditures, energy consumption, and interference. (ii) *Wireless resources under-provisioning*, referring to the wireless resource deficiency of FLUs, causing *service-level agreement (SLA)* violations for FLSs.

To address the above challenges, we propose two mechanisms in EV-FL to match resources to FLSOs' dynamic demands. (i) *Dynamic power allocation* to adapt transmit powers of O-RUs and FLUs to time-varying channels. (ii) *Handover management* for interruption-free transfer of uplink/downlink communications between nodes (i.e., O-RUs/CHUs/DPUs).

3) *Spectrum fragmentation*: In FL, a local training round (LTR) of FLUs consists of (i) GM downloading, (ii) LM training, and (iii) LM uploading. Existing FL implementations generally consider static strategies to allocate spectrum (i.e., PRBs) to FLUs for an entire LTR [1], leading to underutilization of spectrum, called spectrum fragmentation. To our knowledge, we are among the first to identify spectrum fragmentation in FL, meaning that FLUs only utilize wireless resources for GM downloading and LM uploading, while these resources are idle during LM training.

Spectrum fragmentation under DCC. Spectrum fragmentation becomes more severe upon considering DCC. In DCC, we have two types of LTRs (see Fig. 2): (i) DPU LTR, consisting of three steps: (i-a) GM downloading, (i-b) LM training, and (i-c) dispersing the trained LM to neighboring CHUs. (ii) CHU LTR, consisting of five steps: (ii-a) GM downloading, (ii-b) LM training, (ii-c) waiting for DPUs connected to the CHU to perform DPU LTR, (ii-d) performing local aggregation, and (ii-e) aggregated LM uploading to the O-RU. In DPU LTR, the unlicensed spectrum allocated to DPUs is underutilized during (i-b). Likewise, in CHU LTR, the licensed spectrum is underutilized during (ii-b), (ii-c), and (ii-d). Motivated by this, we exploit RAN slicing and dedicated MAC schedulers to reduce spectrum fragmentation in EV-FL.

C. Comparison to Existing Studies

Existing FL implementations. Existing research on FL [1] has mainly studied the previously introduced FL design pillars (P1)-(P5) under restricting assumptions of (A1)-(A2), reducing their practicality. In contrast, DMS-FL encompasses (P1)-(P5) while relaxing (A1)-(A2). For the realization of DMS-FL, we introduce EV-FL, an FL management system over O-RAN that addresses the aforementioned DMS-FL challenges by performing *dynamic ML and wireless control decisions*.

Interconnections of RAN and FL. Few recent works aimed to interconnect RAN and FL [10], [11], all of which utilize conventional FL to train ML models to orchestrate/tune RAN. We have a completely different research angle and our goal is to use the potential of O-RAN in a new FL architecture. Existing works can thus benefit from this new architecture since it enables more efficient execution of FL. To our knowledge, this work is the first to introduce the concept of FVNO to cope with concurrent execution of FLSs and Non-FLSs, while considering the network dynamics.

Non-FL services on edge networks. The challenges associated with DMS-FL also exist in non-FLSs [3], [12]. In

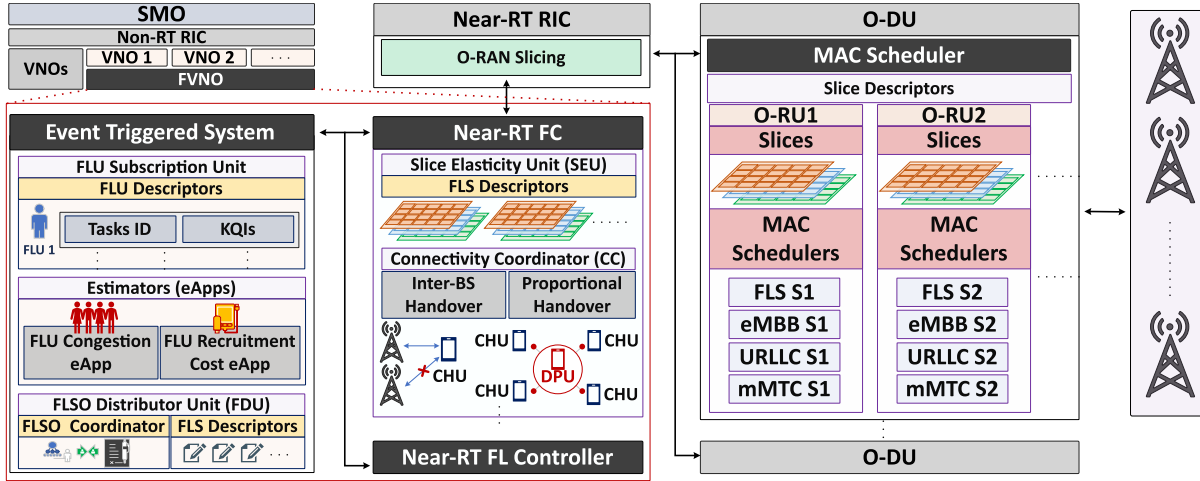


Fig. 3: Elastic virtualized FL (EV-FL) over O-RAN.

general, for FLS and non-FLS, a wireless orchestration system must have three key functionalities to address these challenges: (F1) load balancing, (F2) mobility management, and (F3) dynamic resource allocation. (F1) addresses potential traffic accumulation at O-RUs, while (F2) and (F3) jointly handle over/under resource provisioning and resource fragmentation. However, the notions of “data dynamics” and “data heterogeneity” in FL make current implementations of (F1)-(F3) developed for non-FLSs, e.g., [7], [12], impractical in the context of DMS-FL. This is because these implementations mainly consider QoS requirements of non-FLSs, such as energy consumption and communication latency. Nevertheless, effectively implementing (F1)-(F3) to cope with the DMS-FL challenges demands considering additional key design criteria: (i) ensuring global ML model accuracy and convergence rate by recruiting FLUs with high quality of data, which may not necessarily be those FLUs with good channel conditions, (ii) maintaining an updated/fresh ML model tailored to the instantaneous local datasets of FLUs, considering the rate of data variations at FLUs. Consideration of these design criteria makes the dynamic wireless control decisions of FLSs fundamentally different from those developed for Non-FLSs.

III. EV-FL: A FUTURISTIC FL OVER O-RAN

Motivated by DMS-FL challenges, we exploit O-RAN features to develop a novel FL architecture, called *elastic virtualized FL* (EV-FL). The word *elastic* refers to the fact that EV-FL (i) conducts slice scaling according to the dynamic network condition, resembling resource squeezing/stretching; and (ii) expands its reach to geo-distributed end users, while addressing the asymmetric FLUs congestion via effective load balancing across O-RUs. Using the programmability feature of O-RAN, we address DMS-FL challenges in EV-FL by adapting aforementioned functionalities (F1)-(F3) to FL. Specifically, EV-FL, visualized in Fig. 3, utilizes *dedicated FLSO distributor unit* to perform load balancing (i.e., (F1)). It also creates virtual RAN slices for FLSs, each with a *dedicated connectivity coordinator* for mobility management (i.e., (F2)) and a *dedicated MAC scheduler* for real-time resource allocation (i.e., (F3)). Our goal is to introduce aspects of EV-FL, while in-depth studies are left as future work.

Verticals in O-RAN are managed by different VNOs, each in charge of controlling its associated users. As compared to existing works, we integrate a new VNO to the O-RAN ecosystem called FVNO. EV-FL consists of two main components, operating at different time-scales. As depicted in Fig. 3, these components are (i) FVNO, comprising two modules: (i-a) *event triggered system*, operating at the arrival/departure times of FLUs and FLSOs, and (i-b) *near-RT FL controllers*, co-located at near-RT RICs, operating at each *control time instant (CTI)*; and (ii) *MAC schedulers*, co-located at O-DUs, operating at each *time transmission instant (TTI)* [7].

A. Event Triggered System

Event triggered system comprises *Estimators*, *FLU subscription unit*, and *FLSO distributor unit*, discussed below.

1) *Estimators (eApps)*: eApps are AI-assisted applications developed to estimate/predict the experiences, such as FLU congestion (with respect to type and quality) at O-RUs, and arrivals/departures of FLUs and FLSOs.

2) *User subscription unit*: Each FLU identifies itself using a descriptor, called *FLU descriptor*, containing information such as *tasks' identifiers* (i.e., identifiers of FL tasks that each FLU can participate) and its KQIs. *FLSO distributor unit* stores FLUs' descriptors and periodically updates them according to FLU arrival/departure.

3) *FLSO distributor unit (FDU)*: FDU is a dedicated load balancing unit tailored to the QoS requirements of DMS-FL operating at the arrival/departure of FLSOs. Specifically, when an FLSO arrives at the system, it gets registered in FDU using a module named *FLSO coordinator*, utilizing eApps to estimate the system state in terms of *asymmetric FLU congestion* at O-RUs and system dynamics (e.g., dynamics of FLUs' datasets). To address FLSO accumulation and balance O-RUs' loads, FDU disperses FLSs across O-RUs by providing dedicated *authorized recruitment zones* offers for FLSOs, each comprising FLUs' recruitment cost at O-RUs, FLUs' KQIs, and data rates. Each FLSO chooses an offer to recruit FLUs. FDU then makes an *FLS descriptor* for each FLSO, consisting of recruited FLUs and the FLS QoS requirement. Finally, FDU sends FLS descriptors to near-RT FL controllers, where virtual RAN slices are created for FLSs.

Future research on FDU. Researchers can focus on developing efficient and fair FDUs to optimize a trade-off between FLSOs expenditure, fairness among FLSOs, and FLSs' model training accuracy/latency. This will prevent adversarial competition among FLSOs for acquiring network resources.

B. Near-RT FL Controller

At each CTI, *near-RT FL controllers* utilize *slice elasticity unit* and *connectivity coordinator*, introduced below, to handle over/under-provisioning of PRBs.

1) *Slice elasticity unit (SEU)*: To avoid competition between FLSOs, SEU creates a *slice descriptor* according to the FLS descriptor of each FLS. SEU then sends *slice creation request*, containing the slice descriptor, to the near-RT RICs where O-RAN slicing is performed. O-RAN slicing enables the coexistence of multiple FLSs and non-FLSs (e.g., eMMB) by creating virtual slices. Each virtual slice is provisioned/supplied with wireless resources (e.g., PRBs). Slices are sent to O-DUs where MAC schedulers perform real-time resource allocation for users. In addition, to handle over/under-provisioning of PRBs in each slice – due to signal strength fluctuations – SEU performs slice scaling-up/scaling-down operations. This process involves using eApps at each CTI to estimate traffic flow until the next CTI, adjusting the resources (e.g., PRBs and transmit power) of each slice based on traffic flow and FLSs' QoS requirements. Due to the efficient utilization of resources, addressing over/under-provisioning of PRBs can also reduce resource fragmentation. Note that, at the arrival/departure of FLSOs the system state will change demanding reconfiguration of virtual slices created for FLSs. This is done by SEU at each CTI.

Future research on SEU. The design of SEU significantly impacts the performance of EV-FL. Designing efficient SEU demands optimizing a trade-off between FLUs' energy consumption, O-RAN operational expenditure (OpEx), and the model training accuracy/latency of FLSs.

2) *Connectivity coordinator (CC)*: Similar to SEU, CC is responsible for addressing over/under-provisioning of PRBs. Different from SEU, CC performs connection handovers to improve the communications between CHUs, DPUs, and O-RUs. CC periodically collects channel quality indicators (e.g., achievable data rates) from CHUs, DPUs, and O-RUs. It performs (i) *inter O-RU handover*, transferring ongoing CHUs to O-RUs connections to other O-RUs with higher-quality channels, and (ii) *proportional handover*, tuning the fraction of DPUs' LMs (e.g., layers of neural networks) offloaded to CHUs according to time-varying channel qualities.

Future research on CC. Researchers can target designing proper CC that tunes connectivities between FLUs and O-RUs to (i) improve ML training accuracy/latency of FLSs and (ii) reduce the O-RAN OpEx and FLUs' energy consumption.

C. MAC Scheduler

Dynamic PRB allocation. As compared to existing works, we introduce a new dimension of utilization of MAC schedulers (e.g., round robin), in which they perform real-time resource allocation for FLUs to reduce spectrum fragmentation. Specifically, for each RAN slice, we propose utilizing

a dedicated MAC scheduler located at an O-DU to allocate PRBs to CHUs/DPUs of the slice at TTIs.

Dynamic power allocation. While CC reduces OpEx and FLUs' energy consumption via connection handovers, MAC scheduler handles power over/under allocation. MAC scheduler performs dynamic transmit power allocation at TTIs for CHUs/DPUs/O-RUs considering signal strength fluctuations.

Future research on MAC Scheduler. Researchers can target designing MAC schedulers considering that (i) ML training accuracy/latency of FLSs must be guaranteed, (ii) PRBs allocation must satisfy each slice's SLA, (iii) flexible PRB sharing among FLUs should be conducted to reduce spectrum fragmentation, and (iv) transmit power allocation should be performed to minimize the interference, FLUs' power consumption, and OpEx.

IV. SIMULATION RESULTS

EV-FL is a generic methodology with numerous aspects, studying which requires multiple follow-up works. In the following simulations, we focus on two vital aspects of EV-FL: FLUs' mobility and coexistence of multiple FLSs. We also implement two key functionalities of EV-FL: slice elasticity unit and MAC scheduler. Our goal is to demonstrate how the programmability feature of O-RAN can be utilized to develop dedicated functionalities to address DMS-FL challenges, enhancing the overall performance of the system.

We develop a real-time O-RAN simulator to host EV-FL using Python and its standard PyTorch library. We consider an O-RAN comprising three O-RUs, one O-DU, one O-CU, one near-RT RIC, and one non-RT RIC, where all O-RUs are connected to the O-DU, which is connected to the O-CU. O-RUs utilize the same set of 20 licensed and 30 unlicensed PRBs. For the unlicensed and licensed spectra, we consider a numerology $\mu = 0$ and $\mu = 1$, resulting in a bandwidth allocation of 180 KHz and 360 KHz, respectively. Transmit powers of O-RUs, transmit powers of FLUs, and CPU frequencies of FLUs are uniformly drawn from [3, 9] W, [100, 200] mW, and [0.5, 1] GHz, respectively [13]. Due to the presence of concurrent tasks, only 14% to 25% of each FLU's CPU frequency is considered available.

We uniformly disperse 40 FLUs among O-RUs, each moving according to Lévy walk [14]. We consider three FLSs, each using a *convolutional neural network (CNN)*. FLS 1: FMNIST (images of fashion products) with CNN size 9.5MB. FLS 2: CIFAR10 (images of objects, e.g., vehicles) with CNN size 22 MB. FLS 3: MNIST (images of handwritten digits) with CNN size 5.5 MB [15]. We distribute FMNIST, CIFAR10, and MNIST among 40%, 35%, and 40% of FLUs, respectively. Each FLU may engage in concurrent model training for FLSs.

Each FLS recruits all FLUs who possess data points from its dataset from all O-RUs. It then selects 60% of its FLUs as CHUs and the rest as DPUs. We implemented three low-complexity RAN resource management (RM) methodologies, each creating three RAN slices for the mentioned FLSs.

(i) *Static equal fraction random RM (S-EFR)*: S-EFR is a static resource orchestration algorithm that performs the following operations at the slice creation time.

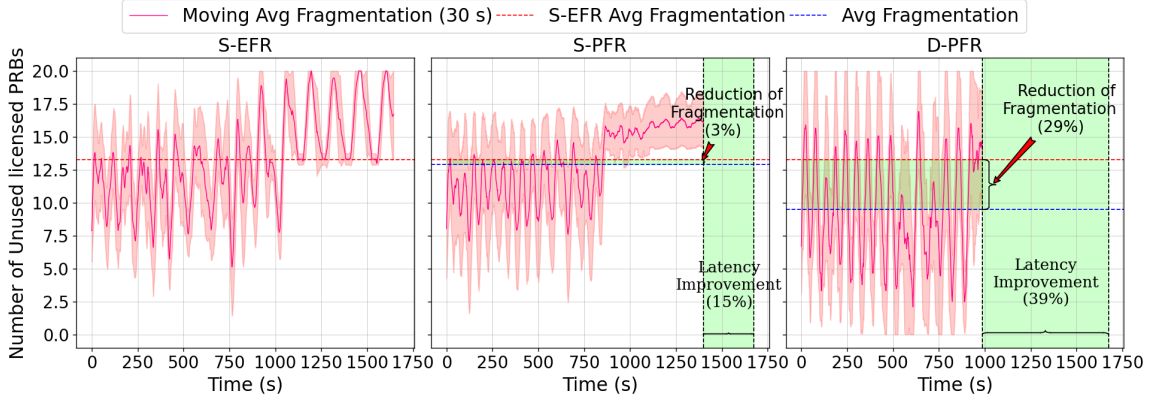


Fig. 4: Resource fragmentation and total latency improvement.

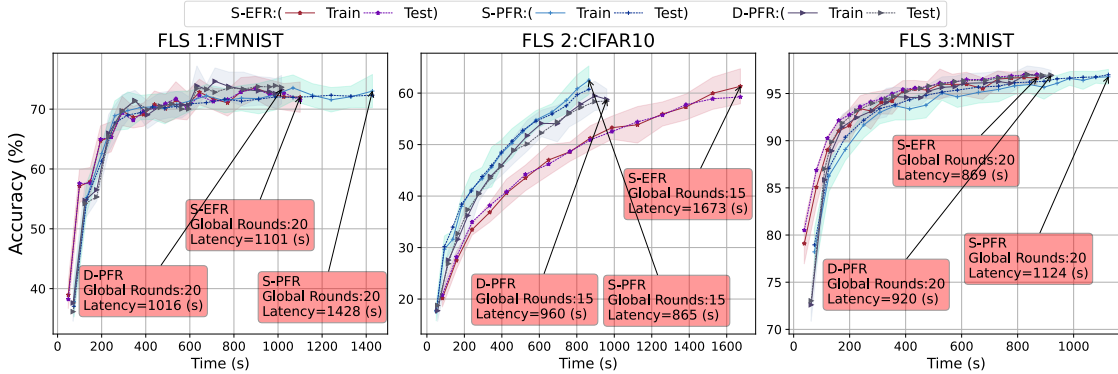


Fig. 5: Model training accuracy and latency.

- 1) *Static PRB provisioning*: Equal fractions of PRBs of O-RUs are provisioned to slices randomly.
- 2) *Static power allocation*: Equal fractions of transmit powers of O-RUs, CHUs, and DPUs are allocated to PRBs.
- 3) *Static MAC scheduler*: Static MAC schedulers allocate equal fractions of slices' PRBs to FLUs randomly.

(ii) **Static proportional fair random RM (S-PFR)**: S-PFR is also a static algorithm; however, S-PFR is a heuristic strategy. It uses the same power allocation and MAC scheduler as S-EFR; however, PRBs are randomly allocated to each slice proportional to its FLS' CNN size.

(iii) **Dynamic proportional fair random RM (D-PFR)**: D-PFR is our proposed dynamic algorithm detailed below.

- 1) *Discretized scheduling times*: We capture the times when CHUs/DPUs of each slice are ready to transmit their LMs through a set called *earliest transmission time (ETT)*, constituting a discrete scheduling time vector for resource allocation. We create the CTI vector via the ETT.
- 2) *Slice elasticity*: D-PFR performs slice elasticity via scaling down/up the number of PRBs allocated to each slice proportional to its PRB requirements, computed by multiplying the CNN size of the respective FLS by the number of ready-to-upload CHUs/DPUs.
- 3) *Dynamic power allocation*: At each time instant in CTI, D-PFR allocates transmit power of O-RUs/CHUs/DPUs to PRBs of slices proportional to PRB requirements.
- 4) *Dynamic MAC scheduler*: At each TTI, D-PFR allocates equal fractions of PRBs of each slice to the ready-to-upload CHUs/DPUs in an online manner.

Motivated by the large-scale solution space of RAN RM, our proposed solutions, including D-PFR, are heuristic in nature, serving as a stepping stone in demonstrating the potential of EV-FL. More advanced methods are left as future work, entailing (i) dynamic network optimizations/control for EV-FL, (ii) real-time MAC scheduler design via dynamic control analysis, and (iii) instant/fast AI-assisted slice elasticity.

We focus on three exemplary aspects of EV-FL: (i&ii) resource fragmentation & model training accuracy depicted in Figs. 4&5, and (iii) model training latency depicted in Fig. 6.

Fig. 4 shows the resource fragmentation, represented as the number of unused PRBs (out of the 20 licensed PRBs), and training latency. Each plot depicts the moving average (window size=30 s) of the mean number of unused licensed PRBs – the shaded red area is standard deviation (std) – across O-RUs. The red dashed line shows the average resource fragmentation of S-EFR, while the blue ones show that of S-PFR and D-PFR. Fig. 4 shows that FLSs' overall training latencies are around 1650 s, 1400 s, and 1000 s for S-EFR, S-PFR, and D-PFR, respectively. The latency improvements obtained via S-PFR and D-PFR, shaded in green, are attributed to two reasons: (R-i) allocating resources to FLS slices proportional to their CNN size (e.g., FLS 2 with CNN of 22 MB receives more resources, reducing its training latency), and (R-ii) efficient resource utilization, achieved via dynamic slice scaling up/down and MAC scheduler. The latency improvement of S-PFR, 15% as shown in the middle plot, is mainly due to (R-i) as S-PFR considers a *static* MAC scheduler and does not perform slice scaling up/down. Benefiting from (R-i)&(R-ii) D-PFR improves the

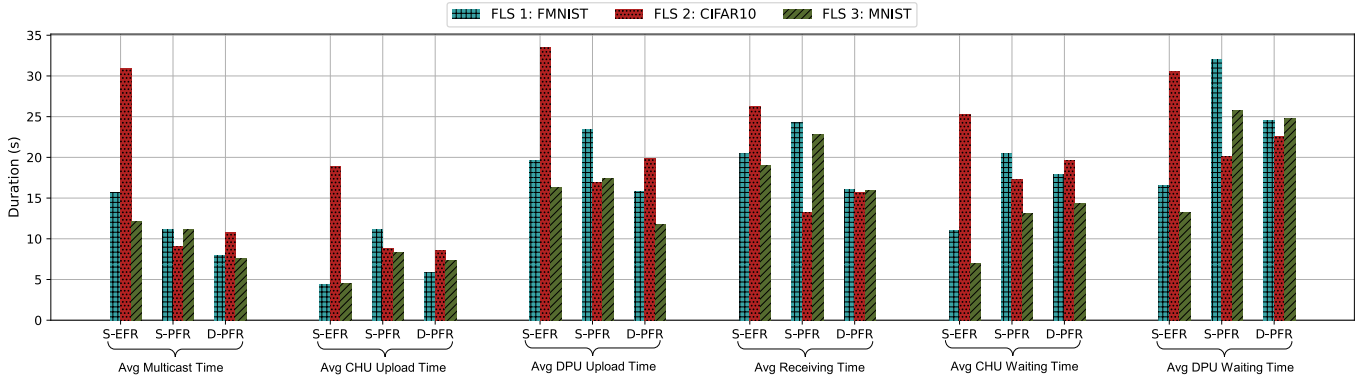


Fig. 6: Latency/duration of different steps of FL under DCC.

resource fragmentation by 29% and latency by 39%.

Fig. 5 depicts training accuracy and training latency of FLUs for each FLS. The results reveal that *D-PFR increases fairness among the FLSs, and subsequently FLSOs*. In particular, D-PFR achieves the latency savings of 39% mentioned above, while all three FLSs finish their ML training in a relatively narrow interval of [920, 1016] s. In comparison, that interval is much wider for S-EFR (i.e., [869, 1673] s) and S-PFR (i.e., [865, 1428] s).

Fig. 6 (the left-most group of bars) reveals that S-PFR and D-PFR reduce the GM multi-cast latency significantly (e.g., considering FLS 2, the latency is reduced from 31 to less than 12 s). Also, from the other groups of bars, it can be seen that D-PFR reduces most FL latencies experienced in DCC. Another interesting phenomenon is that our method (i.e., D-PFR) also increases the *fairness* among FLSs (observed from the variation/variance of three bars associated with FLSs in the D-PFR bars of all six bar groups).

V. CONCLUSION

We proposed EV-FL, an innovative FL architecture operating under O-RAN. EV-FL addresses three unexplored problems: FLSO accumulation, signal strength fluctuations, and wireless resource fragmentation. We revealed the importance of (i) dynamic control of the system, (ii) coexistence of multiple FLSs, and (iii) concurrent execution of FLSs with native non-FLSs. We incorporated three dimensions of *virtualization*, *scalability*, and *elasticity* into FL through *dedicated virtual RAN slices* for each FLS, comprising *dedicated dynamic MAC schedulers* and *dedicated dynamic connectivity coordinators*. Although EV-FL opens the door to a series of future innovations, as discussed throughout the paper, it still lacks consideration of non-terrestrial network elements (e.g., satellites) and semantic communications, which are expected to be integrated into 6G-and-beyond networks. This calls for further investigations in those emerging areas.

REFERENCES

- [1] W. Y. B. Lim, N. C. Luong, D. T. Hoang, Y. Jiao, Y.-C. Liang, Q. Yang, D. Niyato, and C. Miao, "Federated learning in mobile edge networks: A comprehensive survey," *IEEE Commun. Surveys & Tuts.*, vol. 22, no. 3, pp. 2031–2063, 2020.
- [2] L. Giupponi and F. Wilhelm, "Blockchain-enabled network sharing for O-RAN in 5G and beyond," *IEEE Netw.*, vol. 36, no. 4, pp. 218–225, 2022.
- [3] J. Li, W. Shi, P. Yang, Q. Ye, X. S. Shen, X. Li, and J. Rao, "A hierarchical soft RAN slicing framework for differentiated service provisioning," *IEEE Wireless Commun.*, vol. 27, no. 6, pp. 90–97, 2020.
- [4] A. A. Zaidi, R. Baldemair, H. Tullberg, H. Bjorkegren, L. Sundstrom, J. Medbo, C. Kilinc, and I. Da Silva, "Waveform and numerology to support 5G services and requirements," *IEEE Commun. Mag.*, vol. 54, no. 11, pp. 90–98, 2016.
- [5] S. D'Oro, M. Polese, L. Bonati, H. Cheng, and T. Melodia, "dApps: Distributed applications for real-time inference and control in O-RAN," *IEEE Commun. Mag.*, vol. 60, no. 11, pp. 52–58, 2022.
- [6] S. D'Oro, L. Bonati, M. Polese, and T. Melodia, "OrchestRAN: Network automation through orchestrated intelligence in the open RAN," in *IEEE INFOCOM*, 2022, pp. 270–279.
- [7] S. Mandelli, M. Andrews, S. Borst, and S. Klein, "Satisfying network slicing constraints via 5G MAC scheduling," in *IEEE INFOCOM*, 2019, pp. 2332–2340.
- [8] Z. Cheng, M. Liwang, X. Xia, M. Min, X. Wang, and X. Du, "Auction-promoted trading for multiple federated learning services in UAV-aided networks," *IEEE Trans. Veh. Technol.*, vol. 71, no. 10, pp. 10960–10974, 2022.
- [9] M. N. H. Nguyen, N. H. Tran, Y. K. Tun, Z. Han, and C. S. Hong, "Toward multiple federated learning services resource sharing in mobile edge networks," *IEEE Trans. Mobile Comput.*, vol. 22, no. 1, pp. 541–555, 2023.
- [10] Y. Cao, S.-Y. Lien, Y.-C. Liang, K.-C. Chen, and X. Shen, "User access control in open radio access networks: A federated deep reinforcement learning approach," *IEEE Trans. Wireless Commun.*, vol. 21, no. 6, pp. 3721–3736, 2022.
- [11] Y.-J. Liu, G. Feng, Y. Sun, S. Qin, and Y.-C. Liang, "Device association for RAN slicing based on hybrid federated deep reinforcement learning," *IEEE Trans. Veh. Technol.*, vol. 69, no. 12, pp. 15 731–15 745, 2020.
- [12] M. Richart, J. Baliosian, J. Serrat, J.-L. Gorricho, and R. Agüero, "Slicing with guaranteed quality of service in WiFi networks," *IEEE Trans. Netw. Service Manag.*, vol. 17, no. 3, pp. 1822–1837, 2020.
- [13] Y. Chen, N. Zhang, Y. Zhang, X. Chen, W. Wu, and X. S. Shen, "TOFFEE: Task offloading and frequency scaling for energy efficiency of mobile devices in mobile edge computing," *IEEE Trans. Cloud Comput.*, vol. 9, no. 4, pp. 1634–1644, 2021.
- [14] I. Rhee, M. Shin, S. Hong, K. Lee, S. J. Kim, and S. Chong, "On the Lévy-walk nature of human mobility," *IEEE/ACM Trans. Netw.*, vol. 19, no. 3, pp. 630–643, 2011.
- [15] J. Mills, J. Hu, and G. Min, "Multi-task federated learning for personalised deep neural networks in edge computing," *IEEE Trans. Parallel Distrib. Syst.*, vol. 33, no. 3, pp. 630–641, 2022.

Payam Abdisarabshali received the M.Sc. degree in computer engineering from Razi University. He is currently a PhD student at SUNY Buffalo.

Nicholas Accurso received the M.Sc. degree from SUNY Buffalo. He is currently a PhD student at SUNY Buffalo.

Filippo Malandra received Ph.D. degree in electrical engineering from Polytechnique Montréal. He is currently an assistant professor of EE at SUNY Buffalo.

Weifeng Su received Ph.D. degree in electrical engineering from the University of Delaware. He is currently a professor of EE at SUNY Buffalo.

Seyyedali Hosseinalipour received Ph.D. degree in electrical engineering from NC State University. He is currently an assistant professor of EE at SUNY Buffalo.