

# Scheduling Network Function Chains Under Sub-Millisecond Latency SLOs

Jianfeng Wang<sup>1</sup>, Siddhant Gupta<sup>1</sup>, Marcos A. M. Vieira<sup>2</sup>, Barath Raghavan<sup>1</sup>, and Ramesh Govindan<sup>1</sup>

<sup>1</sup>University of Southern California  
<sup>2</sup>Universidade Federal de Minas Gerais

## Abstract

Network Function Virtualization (NFV) seeks to replace hardware middleboxes with software-based Network Functions (NFs). NFV systems are seeing greater deployment in the cloud and at the edge. However, especially at the edge, there is a mismatch between the traditional focus on NFV throughput and the need to meet very low latency SLOs, as edge services inherently require low latency. Moreover, cloud-based NFV systems need to achieve such low latency while minimizing CPU core usage.

We find that real-world traffic exhibits burstiness that causes latency spikes of up to 10s of milliseconds in existing NFV systems. To address this, we built NetBlaze, which achieves sub-millisecond p99 latency SLOs, even for adversarial traffic, using a novel multi-scale core-scaling strategy. NetBlaze makes traffic-to-core allocation decisions at rack, server, and core-spatial scales, and at increasingly finer timescales, to accommodate multi-timescale bursts. In comparison with state-of-the-art approaches, NetBlaze is the only one capable of achieving sub-millisecond p99 latency SLOs while using a comparable number of cores.

## 1 Introduction

Network Function Virtualization (NFV) enables processing packets in software, often using a chain of Network Functions (NFs). NFs can filter traffic, encrypt it, modify headers or payload in transit, and so on. A long line of work has shown that NFV improves network manageability over hardware middleboxes [20, 28, 29, 35, 37–39]. More recent work has demonstrated that NFV is performant — on commodity hardware, NFV systems can process complex NF chains at line rates [3, 18, 36, 39, 41].

Spurred by these developments, cloud providers have started to offer NFV capabilities to customers. This is most visible at the edge of today’s distributed clouds [1, 2, 12], where cloud racks expose to customers the ability to process packets. In this setting, the latency of packet processing must be as small as possible. *Execution of NF chains is pure overhead*, and at the edge where network latencies are low (in

nearly 50 countries, RTTs to cloud are less than 20 ms [26]), even a few milliseconds latency can represent significant overhead, especially since increased latency can adversely impact revenue.

As processor speeds increase, many NF chains can process a single packet within tens of microseconds. Yet, today’s NFV systems exhibit 99th percentile (p99) latencies on the order of several milliseconds (§4). As we describe below, much of the increased latency comes from queueing. In this paper, we ask: is it possible to design an NFV system that offers a microsecond-scale p99 latency service-level objective (SLO)?

A primary challenge we face is the *flow-affinity* requirement for NFV (§2.1). NFV systems assign flows to cores, so that all packets in a flow are processed by the same core. This avoids expensive cross-core synchronization for *stateful* NFs which update shared state on every packet. To ensure low latency while preserving flow-affinity, NFV systems *auto-scale* core allocations [18, 36, 39] — as traffic increases or decreases, they scale up or down (respectively) the number of cores allocated to traffic. This ensures that traffic can be processed in a timely manner, while at the same time minimizing core usage. The latter is especially important in the cloud context, where cores not used for packet processing can be used to process revenue-generating application workloads.

Auto-scaling algorithms in today’s NFV systems fail to react to two kinds of bursts seen in real traffic that can significantly increase queueing latency (§2.2). The first results from instantaneous packet rates in a flow that exceed the processing capacity of a single core. The second is a burst of a large number of flow arrivals that also exceeds core capacity, since each new flow requires additional setup overhead for stateful NFs. These bursts can be short-lived (10 ms or shorter) and can impose queueing latencies of several milliseconds (§2.2).

Existing NFV auto-scaling approaches fail to achieve low latency in real traffic for three reasons (§2.3): they make core allocation decisions based on observed packet rates alone, so cannot account for flow arrival bursts; they use time-averaged estimates that cannot capture short-timescale bursts; they make core allocation decisions at longer timescales (of 100 ms

to 1 s) than the duration of bursts in real traffic.

**Contributions.** This paper describes the design and implementation of NetBlaze, a rack-scale NFV system that achieves microsecond-scale latency SLOs while ensuring high CPU efficiency (§3). Its contributions include:

- A novel hierarchical multi-scale flow-to-core mapping strategy that distributes core allocations across different spatial scales (ingress, server, core) and different temporal scales (seconds at ingress to microseconds at core (§3.1)). This ensures that NetBlaze can adapt to traffic changes at different timescales, while ensuring scalable core allocation decisions by making coarse-grained decisions at the ingress (which sees the most traffic) and fine-grained decisions at the core (which sees relatively lower traffic).
- A more accurate core capacity estimation technique for NFs that takes instantaneous flow counts as well as packet rates into account.
- A lightweight mechanism to recruit *auxiliary* cores to handle bursts that can potentially violate latency SLOs.
- A fast algorithm to remap RSS buckets at a server to core to ensure that no core experiences sustained overload.

Experiments using traffic traces from a backbone as well as from within an ISP (§4) show that NetBlaze can support p99 latency SLOs on the order of 100-500  $\mu$ s while the state-of-the-art NFV systems [8, 18, 39] exhibit 10 $\times$  higher p99 latency SLOs. Moreover, NetBlaze’s CPU-efficiency is comparable to, or better than, all of these systems. An ablation study shows that each of its design decisions contributes significantly to NetBlaze’s performance.

## 2 Background, Motivation and Approach

To motivate the problem that NetBlaze addresses and the approach it takes, we begin with some background.

### 2.1 Background

**Deployment Scenario.** Many cloud providers use *distributed cloud* designs with rack deployments at the edge of the network [1, 2, 12]. These rack deployments are either within the premises of an enterprise, or at the ingress of a carrier (*e.g.*, a telco). Each rack contains a ToR switch and several multi-core servers. Each server core can run edge applications, such as those envisioned for multi-access edge computing (MEC). Cores can also run software NFs: indeed, cloud provider software in these deployments explicitly support software NFs. This paper targets NF processing in these deployments.

**NFs and NF chains.** NFs may process packets in a variety of ways: translate network addresses (*e.g.*, NAT), filter traffic (*e.g.*, using ACLs), encrypt traffic, and so forth. Usually, a flow is processed by an NF chain. A single edge rack may execute multiple NF chains to serve different classes of traffic. For each NF chain, an operator defines which traffic class (or traffic aggregate) the chain should process.

**Latency SLO.** In the edge rack setting, it is desirable to

bound the latency incurred in processing a packet using an NF chain. This enables cloud providers to meet end-to-end latency targets for applications. This bound, called a latency SLO, is expressed in terms of a high percentile (*e.g.*, the p95 or p99 percentile, denoted p95 or p99) of the latency experienced by a packet traversing the NF chain. This latency consists of two primary parts: the time taken by the NF chain to process a packet, and the queuing delay experienced by packets.

**Flow Affinity.** Many NFs are *stateful*: they create and update internal state when processing packets. Most stateful NFs maintain per-flow state [16]: an NF creates state when it encounters a new flow, and every packet of the flow can potentially update the per-flow state. If packets of a flow are processed by different cores, NFs can incur significant synchronization and cache coherence overhead to ensure consistent updates to the per-flow state across cores. For this reason, NF systems usually preserve *flow-affinity*: to the extent possible, packets of a flow are processed by a single core.

**Auto-scaling.** NFV systems like Metron [18], Quadrant [39], and Dyssect [8] assign NFs or NF chains to individual cores. In the settings that these papers consider, as in ours, the volume of traffic processed by an NF chain generally exceeds what a single core can handle, so each NF or NF chain is allocated more than one core.

These systems *auto-scale* CPU core allocations: they dynamically change the number of cores assigned to an NF or NF chain. Specifically, auto-scaling (a) dynamically tracks increases and decreases in traffic and (b) correspondingly increases or decreases the number of cores assigned to each NF chain, with the aim of using the fewest cores necessary to process the traffic for that NF chain. This permits CPU-efficiency, since cores not used for packet processing can be used for application or background tasks.<sup>1</sup>

These systems auto-scale core usage with different goals. Metron [18] auto-scales to ensure enough cores to handle the current traffic, while minimizing packet losses due to any overloaded cores. Quadrant [39] auto-scales to ensure a target p99 latency SLO, while Dyssect [8] auto-scales to ensure a target p50 median latency. Our work focuses on auto-scaling for ensuring p99 latency SLOs on the order of 200-300  $\mu$ s.<sup>2</sup>

### 2.2 Challenges

Two factors make auto-scaling challenging. The first is the latency SLO. If an NFV system allocates too few cores, packets can experience queuing, and significant SLO violations can occur. If it allocates too many, CPU efficiency can suffer. The second is flow-affinity: an auto-scaling solution must not violate flow-affinity; doing so would complicate NF design

<sup>1</sup>Recent work [11, 27, 32, 43] makes a similar observation in the context of core allocation for RPC processing in clouds.

<sup>2</sup>Quadrant achieves similar SLOs, but on synthetic, non-bursty traffic. In §4, we show that, on real traces, its p99 latencies can be as high as several milliseconds.

NF Chain	Traffic Input	
	Backbone	AS
Light (5 $\mu$ s)	831.3	53.8
Medium (10 $\mu$ s)	2,690	578
Heavy (20 $\mu$ s)	6,648	3,584

TABLE 1: Whales can inflate p99 latency. Each cell represents the p99 latency for the corresponding NF chain and trace in  $\mu$ s.

and incur significant performance penalties.<sup>3</sup> The flow affinity constraint makes NF chain core allocation fundamentally different, so general task scheduling schemes like Join-the-Shortest-Queue (JSQ) scheduling do not apply in our context.

Beyond this, bursty traffic presents a challenge for efficient auto-scaling. When a traffic burst arrives, if an NF chain does not have an adequate number of cores, packets in the burst can encounter a queuing delay. If the burst is small, or if the latency SLO is loose, SLO violations may not occur. However, we find these extreme traffic cases do exist in real-world traffic and they cause significant SLO violations.

**Superbursts.** In real packet traces, two types of large bursts (*superbursts*) can occur that can result in SLO violations. To our knowledge, we are the first to identify superbursts as a challenge for core allocation in NF systems.

**Whales.** A whale is (a part of) a *single* flow whose packet processing requirements exceed the capacity of a single core. For example, suppose an NF-chain requires 10  $\mu$ s to process a packet; if more than  $10^3$  packets arrive on a single flow within 10 ms, this would exceed the core’s processing capacity during that time window. Whales arise because of the flow-affinity constraint in NF systems.

Packet traces captured in the wild contain whales. To show this, we use two packet traces: a city’s backbone trace [7], and one collected in a large autonomous system (AS) [24]. For these two, we computed the p99 latency resulting from *processing each flow on a separate core* using 3 different types of NF chains: a *light* chain that requires 5  $\mu$ s of processing and *medium* and *heavy* chains that require 10 and 20  $\mu$ s respectively. To do this, we use a packet-level discrete simulation framework. It simulates a rack-scale NFV system, including one ToR switch and many multi-core servers. It takes a realistic traffic trace as input, replays the trace and directs traffic to the simulated cluster running NF chains.

In this setup, since every flow is processed by a single core, one expects the p99 latency to be close to the NF chain’s processing time. However, we find the overall p99 latency to be more than two orders of magnitude higher in some cases (Table 1): 6.6 ms for the backbone trace and 3.6 ms for the AS trace for the heavy chain. This indicates that in both those traces, one or more flows exhibit packet arrivals that, in the short-term, exceed core capacity and cause significant queuing that affects the overall latency.

<sup>3</sup>A large body of recent work has explored core allocation for low-overhead microsecond-scale RPCs [11, 27, 32, 43].

NF Chain	Traffic Input	
	Backbone	AS
Light (5 $\mu$ s)	4,029	3,062
Medium (10 $\mu$ s)	3,830	14,241
Heavy (20 $\mu$ s)	4,671	14,558

TABLE 2: Minnows can inflate p99 latency. Each cell represents the p99 latency for the corresponding NF chain and trace in  $\mu$ s.

**Minnows.** Minnows represent a large number of active flows at a single core whose *collective* processing requirements exceed the capacity of a single core. During auto-scaling, minnows can cause tail latency SLO violations even in the absence of whales. This is because: (a) if the corresponding NF chain is stateful, the number of flows (possibly bursty ones) with packet arrivals within a short time period can be significantly larger than the median; (b) the state creation overhead for each flow can overwhelm core capacity.

Real packet traces also contain minnows. Our methodology to demonstrate this uses the same two traces as described above, but: (a) uses flow-hashing (similar to these used in RSS-based systems) to distribute flows to cores, (b) assigns as many cores as necessary, so that the p50 latency for the entire trace is less than 10x the NF processing time and (c) shapes each flow, so that any burstiness is only due to flow arrivals, not packet arrivals.

Ideally, because traffic is shaped, one would expect the p99 latency to be close to the p50 latency. However, as Table 2 shows, the p99 latency is much higher (nearly 14.6 ms for the heavy chain on the AS trace).

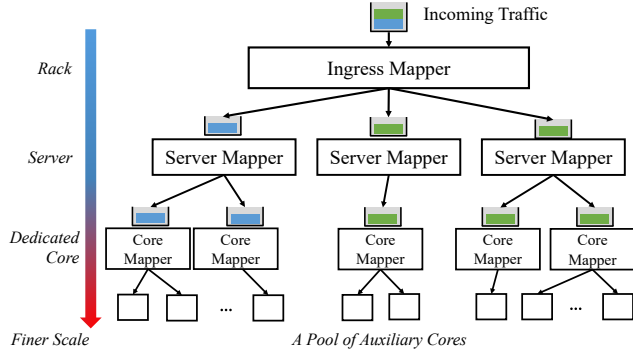
## 2.3 Approach

**Shortcomings of existing approaches.** None of the existing systems [8, 18, 39] can maintain low p99 latency SLOs in the presence of superbursts. We demonstrate this, in §4, using experiments on a cluster testbed using real traces<sup>4</sup>, but intuitively this is because:

- They use only packet counts to make core re-allocation decisions. This does not consider minnow superbursts.
- Some of them make core reallocation decisions at the traffic ingress using smoothed traffic statistics collected from individual servers. Smoothed traffic statistics are not sufficient to capture traffic demand shifts in short timescales. This also introduces new sources of delay in the measurement-reaction loop, which prevents the ingress from reacting quickly to transient bursts at individual CPU cores.
- All of them make core reallocation decisions at a relatively coarse timescale (of 100 ms to 1 s). This is clearly not enough if the p99 latency SLO is, say 500  $\mu$ s. To meet the latter SLO, the system would need to detect and react<sup>5</sup> to

<sup>4</sup>Among them, Quadrant [39] demonstrates p99 latency SLOs in the 50-300  $\mu$ s range. However, their experiments replayed synthetic non-bursty traffic; we have verified this with the authors.

<sup>5</sup>We cannot predict when minnows or whales occur. Proactive approaches



**FIGURE 1:** NetBlaze’s hierarchical multi-scale allocation maps traffic to cores at three different spatial scales and temporal scales.

potential latency violations at a finer timescale than  $500 \mu\text{s}$ , or conservatively over-allocate cores across longer time intervals, sacrificing CPU efficiency.

**NetBlaze’s Approach.** NetBlaze permits p99 latency SLOs on the order of  $100 \mu\text{s}$  for traffic containing superbursts while still ensuring high CPU efficiency. It achieves this using two key ideas: hierarchical multi-scale allocation at different spatial and temporal scales, and using flow counts in addition to packet counts or rates to estimate core capacity. We describe these in the next section.

### 3 NetBlaze Design

This section begins with a high-level overview of NetBlaze before describing its algorithms in detail.

#### 3.1 Overview

**Goal.** NetBlaze is a rack-scale NFV orchestration system that simultaneously seeks to achieve high CPU-efficiency (defined in terms of core-hours used) while ensuring microsecond-scale p99 latency SLOs.

**Assumptions.** (1) Users of NetBlaze (*e.g.*, network operators) specify a set of NF chains to run on the rack. Each chain handles a traffic aggregate (*i.e.*, a group of flows) defined by the operator, who also specifies a p99 latency SLO for the chain. NetBlaze aims to satisfy this SLO for flows processed by the NF chain. (2) Traffic aggregates are large enough that NetBlaze can dedicate a server to handle a chain; NetBlaze targets the enterprise edge or ISP ingress, where traffic volumes can be significant. (3) In most cases, an NF chain runs-to-completion [39] on a core; run-to-completion has been shown to be a low overhead execution strategy for NF chains. When a core doesn’t run NF chains, it can execute edge applications.

**The Primary Challenge.** Given the flow-affinity constraint for NF processing, the primary challenge in the design of NetBlaze is to determine a *policy* (or set of policies), together

such as splitting flows across cores (for whales) or conservatively allocating cores can result in inefficient CPU usage and/or increased processing overhead. Thus, we focus on *reactive* strategies: detecting whales and minnows as quickly as possible, and quickly make core re-allocation decisions.

with associated mechanisms, for mapping flows to cores such that NetBlaze can achieve the goal described above. As discussed in §2.3, purely ingress-based allocation, using packet statistics, at the timescale of 100s of milliseconds, cannot work for NetBlaze. This begs the question: where should allocation decisions be made, and at what timescales?

**Hierarchical Multi-scale Allocation.** The key idea in NetBlaze is to map flows to cores at three different spatial scales (ingress, server, and core), and at three different temporal scales (seconds, 100s of milliseconds, and 100s of  $\mu\text{s}$ , respectively), each with different objectives (Fig. 1):

- At an *ingress mapper*, NetBlaze aims to minimize the number of servers dedicated to an NF chain.
- NetBlaze’s *server mapper*, which runs on each NetBlaze server running NF chains. It attempts to use the fewest cores with high utilization, allowing NetBlaze to handle or adapt to sustained 100s of millisecond timescale bursts. It uses *dedicated* cores for NF processing.
- At each core, NetBlaze’s *core mapper* reactively mitigates  $\mu\text{s}$ -scale bursts by recruiting *auxiliary* cores from a pool. An auxiliary core is generally used for other applications, but can be temporarily recruited for NF chain processing.

**Handling minnows and whales.** The core mapper, when it detects potential SLO violations due to minnows, rapidly recruits one or more auxiliary cores (with the same server) and *migrates* flows to them. When the core mapper detects a whale, it *splits* NFs in the NF chain, executing one or more NFs on an auxiliary core. Once auxiliary cores finish processing the assigned flows, they resume application processing.

**Dealing with flow count dependence.** To map flows to cores, NFV systems need to estimate or predict, for an NF chain, how many packets or flows a chain can handle for a given latency SLO. Some systems determine this dynamically and reactively [18], others use *core capacity predictors* derived using offline profiling [39]. Given NetBlaze’s stringent time requirements, it uses the latter approach. However, unlike prior systems whose core capacity predictors are based on packet counts, NetBlaze’s predicts core capacity in terms of the flow count *and* the packet count, since high flow counts can violate latency SLOs (§2.2).

In the following subsections, we describe hierarchical multi-scale allocation in more detail. To simplify the description, we focus on a single NF chain hosted on the rack. Our NetBlaze implementation supports, using straightforward extensions, multiple NF chains running on the rack.

#### 3.2 Absorbing bursts: The Core Mapper

**Goal and Challenge.** The server mapper assigns a set of flows mapped to a NIC queue to a dedicated core. The core mapper, one instance of which runs on each dedicated core, seeks to prevent SLO violations on each of its assigned flows. To do this, it must make flow re-mapping decisions at timescales smaller than the target latency SLO (of 100s of

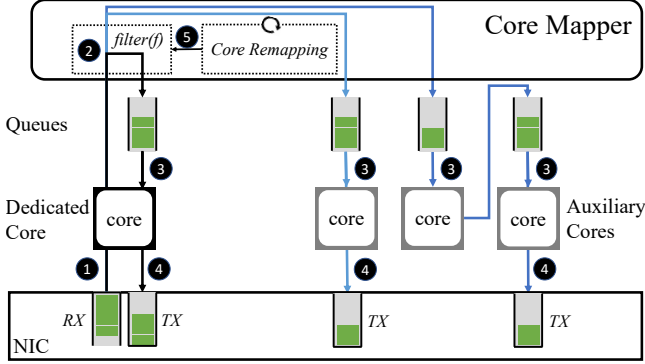


FIGURE 2: For each epoch, the NFV runtime maintains the number of packet and flow arrivals. At the end of an epoch, the core mapper flags potential SLO violations. If the backlog exceeds the core’s capacity, the core mapper splits the queue into multiple smaller ones, and recruiting some auxiliary cores to handle them.

$\mu$ s). In principle, the core mapper is similar to microsecond-scale core allocation for RPCs [11, 27], but the flow-affinity constraint results in a qualitatively different design.

**Approach.** The core mapper continuously and at microsecond scales (a) determines potential SLO violations, (b) predicts additional core capacity required to avoid these violations, and (c) re-maps some of its flows to one or more auxiliary cores.

**Determining potential SLO violations.** Given a p99 latency SLO of  $L$ , NetBlaze must monitor traffic (and remap flows) at timescales shorter than  $L$  in order to detect violations. While many choices are possible for the timescale, a sufficient one is a timescale of  $\frac{L}{2}$ . This interval is called an *epoch*. For example, if  $L$  is  $200 \mu$ s, the core mapper uses an epoch of  $100 \mu$ s. Within each epoch, the core mapper seeks to maintain the following invariant: it allocates enough CPU cores to process, within the epoch, any flow that arrives before the beginning of the epoch. With this invariant, it can ensure that no packet stays in the core for more than two epochs, which is the latency SLO. These epoch durations are 3-4 orders of magnitude smaller than those of other NFV systems [3, 8, 39].

To determine potential SLO violations, at the end of every epoch, NetBlaze: (a) counts the number of packets and active flows in the epoch; and (b) predicts whether the dedicated core can process these without causing SLO violations.

**Determining queue occupancy.** At each dedicated core, the NFV runtime<sup>6</sup> continuously pulls packets from the NIC queue, and tracks packet and flow arrivals (Fig. 2). It also tracks which packets and which flows have been processed within an epoch. From these, it estimates the count of packets, and the number of new flow arrivals in the queue during the current epoch (the *backlog*).

**Predicting core usage.** Using these two quantities, NetBlaze determines whether the dedicated core can handle the backlog. If not, it must recruit auxiliary cores. NetBlaze trains

<sup>6</sup>The runtime delivers packets to be processed by the NF chain.

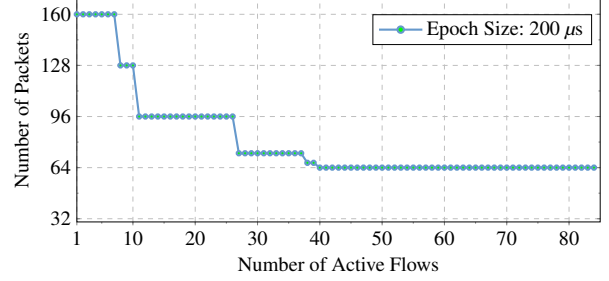


FIGURE 3: An example of the Pareto-frontier for the number of active flows (with at least one packet arrival) ( $f$ ) and the number of packets ( $p$ ) that a test NF chain is able to process within an epoch. As  $f$  increases, the chain must process less packets in order to avoid backlog.

a data-driven predictor obtained from real traces. This training works as follows. NetBlaze processes the real trace using the complete system (including ingress and server mappers), but disables the core mapper’s flow migration component (discussed below). This results in epochs with SLO violations. In each such epoch, it records the number of flows ( $f$ ) and packets ( $p$ ) the core was actually able to process.

Each such tuple  $\langle f, p \rangle$  represents a measure of the *capacity* of the core and the collection of tuples forms a Pareto-frontier. Any  $\langle f, p \rangle$  outside this frontier cannot be processed by the core. For example, if a tuple  $\langle 55, 64 \rangle$  is obtained during training, the core cannot process a backlog of  $\langle 55, 220 \rangle$ ; it must recruit one or more auxiliary cores to process the *residual backlog*. This intuition forms the basis for the core mapper’s capacity predictor, which it uses to determine how much of the backlog can be processed by the dedicated core. It also uses this to determine how many auxiliary cores are needed to process the residual backlog. It does this by repeatedly assigning part of the residual backlog to an auxiliary core, using the predictor, until all the backlog has been assigned. Fig. 3 shows the Pareto-frontier for a stateful NF chain used in §4) under an epoch size of  $200 \mu$ s.<sup>7</sup>

Thus, at the end of this step, core mapper develops an assignment of  $\langle f'_i, p'_i \rangle$  tuples to the dedicated core and to each auxiliary core (the subscript  $i$  denotes the corresponding core), such that the sum of the  $f$ ’s and  $p$ ’s correspond to the backlog. In the above example, the original backlog may be split into three groups of flows:  $\langle 26, 95 \rangle$ ,  $\langle 22, 80 \rangle$ , and  $\langle 7, 45 \rangle$  so that each group of flows is within the Pareto-frontier and can be processed by a core in an epoch.

**Core re-mapping.** Now, NetBlaze must migrate  $f'_i$  flows with  $p'_i$  packets to the  $i$ -th auxiliary core. To do this, it recruits one (or more) auxiliary cores from a pool. For each auxiliary core, the core mapper *migrates* a subset of flows in its backlog to a *software queue* associated with the auxiliary core. To migrate a flow, the core mapper creates a software queue associated with the auxiliary core, and moves packets from its own queue to that software queue. In turn, each auxiliary

<sup>7</sup>The Pareto-frontier exhibits discrete jumps of 32 packets, since packets are processed in batch (maximum batch size is 32)

core runs a core mapper to avoid SLO violations due to traffic bursts in subsequent epochs.

The tricky step in core re-mapping is handling whales. A whale is a flow whose packet backlog is so high that a single core cannot drain it in one epoch. Since NetBlaze must maintain flow-affinity, it can only *split* NFs: if a chain has 3 NFs, we can either move the last 1 or 2 NFs to an auxiliary core. This ensures that more packets can be processed, so NetBlaze can drain the backlog. To do this, given a particular packet backlog  $p$  for a whale flow, NetBlaze needs to determine the best splitting strategy to use. It does this by developing another predictor by profiling different packet counts and different splitting strategies. In the event that the packet count cannot be satisfied by any profiled splitting strategy, NetBlaze processes the flow best-effort (which can result in SLO violations), but also notifies the operator.

### 3.3 Core Efficiency: The Server Mapper

**Goal and Challenge.** The core mapper makes decisions every 100s of  $\mu\text{s}$  and can handle bursts on that timescale, but flow rates and counts may change over longer timescales. The server mapper seeks to ensure high core efficiency by continuously re-allocating flows to the minimum number of dedicated cores necessary to process the offered load.

If we could do this at  $\mu\text{s}$  timescales we would not need the core mapper, but it is non-trivial to re-map large traffic aggregates at those time-scales: software-based forwarding (e.g., via vSwitch) is expensive and hard to scale, especially when a NIC’s line rate reaches 100 Gbps. Hardware-based approaches rely on reprogramming flow tables at NICs or switches, which cannot be done at  $\mu\text{s}$  timescales. Thus, we choose a hierarchical design: the server mapper provisions dedicated cores, and the core mapper recruits auxiliary cores to clear short-term backlogs.

The key challenge for the server mapper is to (a) quickly estimate the number of dedicated cores necessary to serve the offered load and (b) rapidly re-compute flow-to-core mappings. The smaller the timescale at which it can do this, the higher NetBlaze’s CPU efficiency. In our current design, the server mapper runs every 1 second. Smaller intervals do not further improve the system’s core efficiency and may make NetBlaze unstable because measurements of packet rate and flow rate can become inaccurate at smaller timescales.

**Dedicated core count predictor.** To predict the number of dedicated cores, NetBlaze needs a core capacity predictor. The core mapper uses such a predictor, but that predicts the backlog that a core can drain within a short time interval. Unlike the core mapper, the server mapper needs a predictor that can estimate what offered load (combination of active flow count  $f$  and aggregate packet rate  $r$ ) a core can serve without being overloaded at a longer timescale. To obtain this, for various values of  $f$ , for each NF chain and its associated latency SLO, NetBlaze empirically determines what packet rate  $r$  the core can support without violating the latency SLO.

Using this data, given an aggregate flow count  $f$  and an aggregate packet count  $p$ , NetBlaze distributes this offered load across as few dedicated cores as possible; we describe this below.

For this predictor, NetBlaze uses synthetic traffic, which does not capture the burstiness in real traffic. For this reason, the server mapper’s estimate is conservative: it does not aim to guarantee the tail latency target, instead, it relies on the core mapper to adapt to bursty traffic on-demand.

**Fast flow-to-core remapping.** This is the server mapper’s primary function. The server mapper knows the aggregate flow count  $f'$  and packet rate  $r'$  of traffic at each active dedicated core. Its core capacity predictor can determine, for a given core, what flow count  $\hat{f}$  and packet rate  $\hat{r}$  can be supported on the core. It then seeks to (re)distribute incoming traffic to the fewest number of dedicated cores possible.

**Leveraging RSS for fast mapping.** We borrow and adapt an idea from prior work [3, 8]. Many NICs support Receive-Side-Scaling (RSS) [15], which hashes incoming traffic into a large (e.g., 128 or 512) number of RSS buckets. Each bucket, in turn, can be bound to a NIC queue assigned to one dedicated core; traffic from this bucket is destined to that core. In general, since the number of buckets is larger than the number of cores, multiple buckets may be bound to a core. NetBlaze leverages this observation, albeit differently from [3].

**Fast heuristics for traffic re-distribution.** For each RSS bucket, NetBlaze tracks the average active flow count and packet rate for each decision interval. Then, for each core, it needs to find a group of buckets satisfying the following constraints:

- The group of buckets is uniquely assigned to the core.
- The sum of each bucket’s  $\langle f, r \rangle$  tuple, denoted as  $\langle f', r' \rangle$ , does not exceed the predicted capacity  $\langle \hat{f}, \hat{r} \rangle$ .

Besides these, the server mapper has to ensure that all buckets are assigned to cores. It is possible to model this problem as an optimization formulation. The objective is to minimize the number of dedicated cores. Unfortunately, this formulation (which we omit for brevity) is a constrained mixed-integer linear problem (MILP), which can take hundreds of ms or more to solve using a commercial solver.

Instead, we use a fast greedy heuristic, which attempts to use the fewest dedicated cores, but models a key constraint that is hard to express in a mathematical formulation: minimizing the number of changes to bucket-to-core mappings. This ensures that flows do not need to be frequently migrated between cores, which can degrade the performance of NF processing as it impacts cache locality.

The heuristic handles cores whose load has increased (because of flow arrivals or traffic increases), as well as those whose load has decreased (because of departures):

- It first determines which dedicated cores are *overloaded* (i.e., their  $\langle f', r' \rangle$  exceeds core capacity). For each, it determines the fewest buckets that need to be migrated away

to other dedicated cores to ensure the remaining traffic fits within the core capacity. It moves these buckets to other under-loaded cores using a first-fit strategy. If no such core exists, it allocates a new dedicated core.

- Then, it starts with the least loaded core and attempts to migrate its existing buckets to other cores, reclaiming the core if successful. It repeats this until no cores can be reclaimed.

NetBlaze writes the new bucket-to-core mapping table before deleting the old one to ensure no packets are dropped. This step, because of NIC limitations, can take up to a few milliseconds [3, 17]. It conservatively chooses a decision interval of 1 s, to minimize overhead, and to avoid oscillations in bucket-to-core assignments. Fig. A.1 in the appendix illustrates this algorithm.

**Boost mode for dedicated cores.** In between periodic invocations of the server mapper, a dedicated core can see large backlogs that last for more than a few epochs. NetBlaze must handle such overloads to minimize SLO violations, since a dedicated core can dispatch only a limited number of packets within an epoch.

To address this, we tried to invoke the server mapper on-demand (in between two periodic invocations). However, this still led to a high tail latency because of the millisecond-level delay of updating the RSS table in NIC hardware, as we mentioned above. To avoid this, under such overload, NetBlaze uses a *boost mode* for dedicated cores in software. In this mode, the dedicated core skips NF processing and focuses on pulling packets from the NIC queue and dispatching them to auxiliary cores. To do this, it recruits another core to conduct NF processing on its behalf. Once the queue has been drained, it can resume NF processing. In evaluation, we show that enabling boost-mode is necessary for meeting tail latency SLOs (§4.5).

### 3.4 Minimizing Servers: The Ingress Mapper

The ingress mapper assigns flows to servers with the goal of minimizing the number of servers assigned to the NF chain. A rack may see a large number of flows, so the ingress mapper cannot scale if it needs to make per-flow server assignment decisions. Instead, the ingress mapper makes assignment decisions on a prefix of the destination address. Specifically, it assigns flows with the same destination prefix of length  $k$  to the same server. This requires  $2^{32-k}$  routing entries for IPv4.  $k$  can be chosen to match ToR switch table capacities.

When traffic arrives at a previously *unoccupied* (*i.e.*, one for which no packets have been seen) prefix, it steers that prefix to the server with the most number of dedicated cores as long as that number is under a threshold  $\tau$ . If no such server exists, the ingress mapper finds a new one from the rack and steers traffic to it. Thus, new servers are recruited only when all other servers are near the target load. Parameter  $\tau$  ensures that each server has sufficient auxiliary cores to handle bursts.

When it changes the number of dedicated cores, each server mapper reports this number to the ingress mapper, which uses

this to steer prefixes. NetBlaze does not attempt to consolidate servers with few dedicated cores. This requires cross-server NF state migration, but is also unnecessary, since we assume that non-dedicated cores (on any server) can be used to run edge applications.

## 4 Evaluation

In this section, we evaluate: NetBlaze’s ability to achieve microsecond-scale tail latency SLOs (§4.2), NetBlaze’s CPU core efficiency relative to other NFV systems (§4.3), and how its design choices contribute to its performance (§4.4-§4.5).

**Implementation.** NetBlaze uses BESS [5], a high-performance DPDK-based switch [10]. Its design consists of two parts: a rack-scale ingress and a *worker*, requiring 2.9k lines of C++. The former implements statistics collection from workers and runs the ingress mapper (§3.4). The latter contains the server mapper (§3.3), the core mapper (§3.2), and additional functionality to enable dedicated cores to pull traffic from the NIC queues into software queues, as well as to recruit auxiliary cores to handle bursts. In addition, NetBlaze’s framework for training core capacity predictors adds 1.2k lines of Python.

### 4.1 Setup and Methodology

**Testbed.** We use Cloudlab [9] to run experiments on a cluster of 5 servers under a single ToR. Each server has dual-CPU 32-core 2.8 GHz AMD EPYC Milan CPUs with 256 GB ECC memory (DDR4 3200 MHz). To reduce jitter, we disable SMT and CPU frequency scaling. Each server has a 100 GbE Mellanox ConnectX-6 NIC for data traffic and a separate NIC for control and management traffic.

**Methodology.** On this cluster, we run NetBlaze and other NFV systems to serve NF chains that process real-world traffic, and measure end-to-end packet processing latency and CPU core usage metrics. We use two canonical stateful NF chains, from documented use cases [21, 23].

*Chain 1* is a flow monitoring and load-balancing pipeline: ACL→LB→Accounting. *Chain 2* is a more compute-intensive chain with DPI and encryption NFs: ACL→UrlFilter→Encrypt. These NFs and NF chains are frequently used for evaluating NFV systems’ performance [18, 36, 39]. ACL enforces 1.5k access control rules. LB is a L4 load balancer that distributes flows across a list of backend servers. Accounting is a monitoring NF that tracks the data usage of each flow. UrlFilter performs TCP reconstruction over flows, and applies complex string matching rules (*i.e.*, Snort [45] rules) to block connections mentioning banned URLs. Encrypt encrypts each packet with 128-bit ChaCha [4]. NAT maintains a list of available L4 ports and performs address translation for connections, assigning a free port and maintaining this port mapping for a connection’s lifetime.

**Traffic traces.** Our experiments use two real traffic traces<sup>8</sup>

<sup>8</sup>While we target NetBlaze for edge settings, in the evaluation we use

Platform	Latency SLO [ $\mu$ s]	p50 [ $\mu$ s]	p99 [ $\mu$ s]	Avg. Cores	Loss Rate
NetBlaze	100	28.8	89.4	34.6	0.006
	200	32.1	174.4	30.7	0.006
	300	30.7	238.8	30.1	0.005
	400	34.5	254.4	30.5	0.010
	500	31.1	298.2	29.7	0.005
Metron	-	57.7	2541	21.8	0.024
Quadrant	100	30.8	3051	45.3	0.062
	200	39.1	3021	43.3	0.057
	300	38.8	3015	43.3	0.056
	400	39.9	2988	43.1	0.052
	500	53.7	2994	41.7	0.044
Dyssect	100	63.0	78798	34.7	0.224
	200	68.0	68356	31.9	0.106
	300	78.1	70392	32.7	0.249
	400	76.2	64885	30.1	0.218
	500	68.7	71586	31.3	0.194

TABLE 3: Comparisons of end-to-end metrics (p50 and p99 latency, the time-averaged CPU core usage and loss rate) for **chain 1** under the **backbone traffic** by NetBlaze and others, as a function of the system’s latency target.

(§2). The *backbone trace* contains 4.9M flows, with flow sizes from 54 bytes to 206M bytes, and a maximum duration of 52 seconds. The flow arrival rates are 31.2k (average) and 51.2k (max) flows per second, and packet sizes are 988 (average) and 1514 (max) bytes. The *AS trace* contains 1.6M flows ranging from 54 bytes to 514M bytes in size, with a maximum duration of 205 seconds. The flow arrival rates are 10.1k (average) and 39.0k (max) per second. The packet sizes are 976 (average) and 1514 (max) bytes. Thus, the AS trace exhibits a larger range of flow sizes and durations, but slightly lower flow rates, than the backbone trace. We train our core capacity predictors (§3.2, §3.3) on 15 s of traffic the backbone trace, and test on the rest.

We run a BESS-based traffic generator on a dedicated server. Each experiment runs a single combination of NF chain and traffic trace. For our choice of chains and traffic traces, 5 servers suffice to handle the workload, hence our choice of cluster size.

**Metrics.** We quantify NetBlaze performance using: (a) *end-to-end latency*, for which we use two measures: the median (p50) and the p99 tail latency; and (b) *CPU core usage* in terms of total CPU-hour(s) or the time-averaged CPU cores for serving test traffic. Ideally, NetBlaze should exhibit low CPU core usage while ensuring the target p99 latency SLO.

**Comparisons.** We compare NetBlaze against three prior NFV systems that auto-scale NF chains under traffic dynamics.

**Metron** [18] supports scaling of NF chains. It enables L2 switching at NICs, and modifies L2 headers at the ToR switch to enforce routing decisions. It detects overloaded cores by periodically checking packet losses (via packet counters) at the switch, and splits a core’s traffic aggregate into two subsets

backbone and AS traces since edge traffic in a few years may increase to those levels.

Platform	Latency SLO [ $\mu$ s]	p50 [ $\mu$ s]	p99 [ $\mu$ s]	Avg. Cores	Loss Rate
NetBlaze	100	18.0	101.4	56.0	0.004
	200	22.8	180.3	41.9	0.010
	300	24.8	197.2	42.8	0.002
	400	24.9	210.3	40.3	0.007
	500	26.8	270.5	40.6	0.003
Metron	-	254.5	5580	32.1	0.044
Quadrant	100	34.0	5459	76.7	0.126
	200	34.7	5465	78.3	0.133
	300	34.0	5452	75.5	0.132
	400	34.5	5473	77.1	0.137
	500	34.2	5455	77.2	0.135
Dyssect	100	62.6	78955	50.6	0.294
	200	61.0	62528	45.6	0.246
	300	60.2	77793	47.4	0.279
	400	50.2	87130	48.2	0.208
	500	61.4	78030	44.8	0.214

TABLE 4: Comparisons of end-to-end metrics (p50 and p99 latency, the time-averaged CPU core usage and loss rate) for **chain 2** under the **backbone traffic** by NetBlaze and others, as a function of the system’s latency target.

and migrates one subset to a new core when it detects core overload. Metron does not explicitly support latency SLOs.

**Quadrant** [39] explicitly targets p99 latency SLOs, scales NF chains by collecting the worst-case packet delay at each core via its cluster-scale ingress, and uses a hysteresis-based approach to control end-to-end latency of each core running a chain. It has been shown to satisfy p99 latency SLOs for synthetic traffic. Real traffic traces contain significant bursts that can, as we show below, impact Quadrant’s performance.

**Dyssect** [8] seeks to minimize p50 latency of serving NF chains. It uses RSS to scale NF chains at a worker, and periodically migrates a subset of flows to new CPU cores, using an MILP formulation. However, Dyssect is not designed for a rack-scale system; to enable the rack-scale experiments for Dyssect, we apply NetBlaze’s rack-scale ingress to distribute traffic to Dyssect workers.

## 4.2 Latency Performance Comparisons

We first compare NetBlaze’s latency against other NFV systems that use different auto-scaling mechanisms.

**Results.** Tables 3, 4, 5, and 6 show the p50 and p99 latency of different NFV platforms when serving the backbone traffic and the AS traffic. Across all platforms, NetBlaze is the only one capable of achieving microsecond-scale (100-500  $\mu$ s) p99 latency SLOs. All platforms do exhibit sub-millisecond p50 latency, showing that their scaling techniques work well to bound median latency. NetBlaze achieves this while also incurring the lowest packet loss rate among all systems (see **Loss Rate** column).

Metron, which does not explicitly support SLOs (so has only a single entry in the tables), achieves 2541  $\mu$ s and 5580  $\mu$ s p99 latency for chain 1 and chain 2 respectively (backbone traffic), and 1926  $\mu$ s and 5310  $\mu$ s respectively (AS traffic). It also has the highest p50 latency among all platforms because



Platform	Latency SLO [ $\mu$ s]	p50 [ $\mu$ s]	p99 [ $\mu$ s]	Avg. Cores	Loss Rate
NetBlaze	100	22.7	51.9	17.5	0.010
	200	22.9	52.1	17.4	0.011
	300	23.1	53.4	15.0	0.006
	400	23.4	53.2	16.2	0.013
	500	23.5	53.5	17.5	0.008
Metron	-	48.6	1926	11.9	0.014
Quadrant	100	37.2	1026.5	17.9	0.014
	200	30.7	930.0	17.3	0.010
	300	29.5	765.2	16.9	0.013
	400	29.3	556.5	17.3	0.011
	500	28.2	810.2	16.4	0.011
Dyssect	100	17.7	13586	17.9	0.044
	200	17.6	13031	17.2	0.054
	300	17.8	12672	17.9	0.050
	400	18.2	12480	15.9	0.052
	500	19.1	22776	16.5	0.049

TABLE 5: Comparisons of end-to-end metrics (p50 and p99 latency, the time-averaged CPU core usage and loss rate) for running **chain 1** under the **AS traffic** by NetBlaze and others, as a function of the system’s latency target.

it relies on hardware to achieve dynamic scaling. Detecting packet losses by sending periodic control-plane queries to collect packet counter statistics at ToR switches cannot avoid high latency caused by short-term bursts. Moreover, re-programming switch tables (for splitting traffic aggregates) can take hundreds of milliseconds.

Quadrant supports p99 latency SLOs targets. However, in our experiments it incurs 2988-3051  $\mu$ s (5452-5473  $\mu$ s) p99 latency for chain 1 (resp. chain 2) under the backbone traffic. Even though it actively monitors each core’s worst-case packet processing delay, it still fails to deliver good tail latency results on highly bursty real-world traces for three reasons. 1) *Improper scaling signal*: for each core, Quadrant maintains a moving average worst-case packet processing delay, updated to a rack-scale ingress every hundreds of milliseconds. This signal is insufficient to detect transient bursts quickly. 2) *Delayed scaling*: Quadrant makes scaling decisions via one rack-scale controller (rather than making local decisions at each worker), which re-balances flows from overloaded cores every 50 milliseconds and enforces scaling via RPCs that add extra millisecond-level delays. 3) *Inaccurate scaling*: Quadrant migrates at-most half of flows from a core in a scaling period, which may not work well because a significant number of flows can arrive within its scaling period.

Dyssect supports p50 latency SLO targets. With a goal of optimizing p50 latency, it migrates flows from cores to control each core’s load, defined as the percentage of CPU time executing actual NF processing. Dyssect produces good p50 latency results: 35  $\mu$ s and 60  $\mu$ s (backbone traffic), but has the highest p99 latency among all: 78 ms and 87 ms for chain 1 and chain 2 (backbone traffic). Core load is an insufficient scaling signal for maintaining low tail latency. Dyssect also uses a 100-ms scaling period, a compute-intensive MILP

Platform	Latency SLO [ $\mu$ s]	p50 [ $\mu$ s]	p99 [ $\mu$ s]	Avg. Cores	Loss Rate
NetBlaze	100	33.1	87.0	25.2	0.006
	200	41.6	103.3	18.1	0.008
	300	48.8	105.6	16.3	0.008
	400	50.0	108.0	18.4	0.007
	500	60.8	103.3	16.6	0.007
Metron	-	78.7	5310	14.8	0.029
Quadrant	100	70.4	5352	19.2	0.073
	200	69.9	5363	18.6	0.072
	300	70.5	5351	19.3	0.074
	400	70.4	5369	18.2	0.073
	500	69.9	5373	18.2	0.072
Dyssect	100	24.2	48041	18.4	0.056
	200	24.1	57273	18.1	0.049
	300	23.2	34573	16.9	0.041
	400	24.4	50812	17.0	0.040
	500	23.8	47229	16.7	0.044

TABLE 6: Comparisons of end-to-end metrics (p50 and p99 latency, the time-averaged CPU core usage and loss rate) for running **chain 2** under the **AS traffic** by NetBlaze and others, as a function of the system’s latency target.

formulation to determine flow migrations, and locks in its data-plane implementation, all of which increase latency.

In general, for all systems, p99 latencies are higher for chain 2 than chain 1, since the former is more compute intensive. The one exception to this Dyssect whose p99 is comparable for both chains for the backbone trace, which has a much higher flow rate.

To conclude, we find that prior systems are unable to ensure sub-ms tail latency SLOs if (1) they only use hardware-based scaling; (2) they do not have mechanisms to quickly detect and react to traffic bursts. NetBlaze uses a hybrid scaling design and having the core mapper to process transient bursts quickly.

### 4.3 CPU Core Usage Comparisons

To compare CPU core usage of different NFV systems, in each 100- $\mu$ s epoch we record the number of active CPU cores in an NFV system, and calculate the time-averaged core usage across the entire experiment.

**Results.** Tables 3, 4, 5, 6 show CPU core usage for NetBlaze and other NFV systems. In addition to having 1-2 orders of magnitude lower tail latency than other NFV systems, NetBlaze uses less CPU up to 34% (chain 1) / 48% (chain 2) (backbone traffic) and 17% (chain 1) / 15% (chain 2) (AS traffic) compared to Quadrant, and uses less CPU up to 14% (chain 1) and 20% (chain 2) (backbone traffic) and 16% (chain 1) / 11% (chain 2) (AS traffic) compared to Dyssect. Quadrant monitors per-core *worst-case* packet delay to make flow migration decisions. Transient bursts can increase worst-case delays and trigger flow re-allocation to a new core, which increases core usage. Dyssect’s CPU core usage is slightly better than Quadrant’s core usage, and comparable to NetBlaze’s. This is because Dyssect uses the CPU core load as

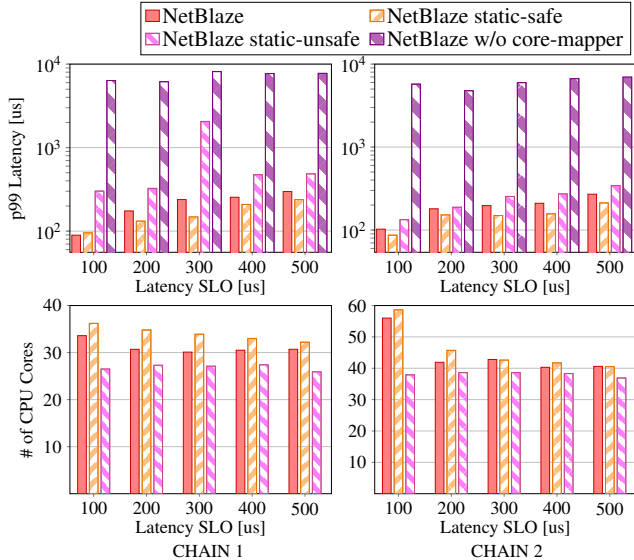


FIGURE 4: Comparisons of time-averaged CPU cores used by NetBlaze and other NFV systems, as a function of achieved p99 latency.

	Platform	Avg. Cores	p50 [ $\mu$ s]	p99 [ $\mu$ s]
Chain 1	Metron	21.8	47.7	2540
	NetBlaze	23.9	51.3	2126
Chain 2	Metron	32.1	254.5	5580
	NetBlaze	30.4	374.2	4567

TABLE 7: Comparisons of end-to-end p50 and p99 latency and the time-averaged CPU core usage by NetBlaze and Metron. In these experiments, we set NetBlaze’s latency target to 2500  $\mu$ s and 5000  $\mu$ s respectively. NetBlaze still produces lower p99 latency results, and has similar CPU core usage.

its scaling signal, which is less sensitive to bursts.

Compared to Metron, NetBlaze uses slightly more (10-26%) CPU cores (but has an order of magnitude lower p99 latency), as Metron uses efficient hardware-based scaling. Though Metron aims to minimize packet losses during scaling, it does not aggressively optimize end-to-end latency (thus producing higher p50 and p99 latency). In contrast, NetBlaze achieves an order of magnitude lower p99 latency, prevents packet losses by allocating traffic to cores with core capacity predictors, and demonstrates lower packet loss rates.

To better compare Metron and NetBlaze core usage, we set NetBlaze’s target p99 latency SLO to be the p99 latency achieved by Metron. Table 7 shows that NetBlaze can still produce lower p99 latency results with loose latency SLOs, and uses a comparable number of CPU cores compared to Metron. In this experiment, NetBlaze is less aggressive in migrating flows to auxiliary cores, and thus uses fewer cores.

#### 4.4 Ablation Study: The Core Mapper

NetBlaze’s core mapper reacts to bursts at each dedicated core on a worker and uses flow and packet counts to make flow-to-core mapping decisions. To understand the importance of

these design choices, we compare NetBlaze to 3 different variants: 1) *static-safe*: always uses the smallest packet count regardless of the number of flow arrivals; 2) *static-unsafe*: always uses the largest packet count regardless of the number of flow arrivals; 3) *w/o core mapper*: a NetBlaze variant that disables core mapper.

**Results.** Fig. 4 demonstrates that only NetBlaze is able to provide sub-ms latency SLOs when using its core mapper or uses *static-safe* core mapper. Without core mapper, NetBlaze is unable to achieve sub-ms latency. When using *static-unsafe* core mapper, NetBlaze achieves sub-ms p99 latency, but violates SLOs in some cases. The *static-safe* variant can result in a smaller p99 latency in most cases, but may use up to 13% more CPU cores, compared to NetBlaze’s design so we use the latter (§3.2).

#### 4.5 Ablation Study: The Server Mapper

NetBlaze’s server mapper finds the fewest dedicated cores on a NetBlaze worker in response to persistent load shifts. As with the core mapper, we explore two variants: *static-safe* that allocates cores based on the lowest packet count, and *static-unsafe* allocates cores based on the highest packet count.

**Results.** Fig. 5 shows that all three designs are able to meet sub-ms p99 latency SLOs with comparable CPU core usage for chain 1. For chain 2, NetBlaze’s design dominates both in terms of latency and CPU core usage, indicating that, in some settings, the server mapper must consider flow and packet rates for efficient SLO-compliance.

**The necessity of boost-mode.** Instead of reconfiguring RSS tables under persistent overload, NetBlaze’s boost-mode uses the dedicated core to drain packet queues, and migrates NF processing to other cores (§3.3). To show the importance of having boost-mode, we compare NetBlaze against two different variants: 1) *w/o boost-mode*: NetBlaze variant that disables the boost-mode; 2) *w/ on-demand invocations*: instead of enabling boost-mode, this variant invokes the server mapper’s RSS-based flow-to-core remapping immediately when a persistent overload presents.

**Results.** Fig. 6 shows that enabling boost-mode is crucial for achieving sub-ms tail latency SLOs. The two other NetBlaze variants can only result in ms-scale tail latency; the first because it cannot handle load changes at second timescales and the second because of the overhead of re-programming RSS tables.

#### 4.6 Analyzing Scheduling Overheads

**Enqueue and dequeue overhead.** In NetBlaze, a dedicated core pulls the packet from a NIC queue and enqueues the packet to a software queue (either owned by the core or an auxiliary core) before it is processed. The packet will be dequeued and being processed later. We now quantify this enqueue/dequeue overhead (NetBlaze uses a lock-less queue).

**Results.** By computing the avg. cycle cost of 10k enqueue

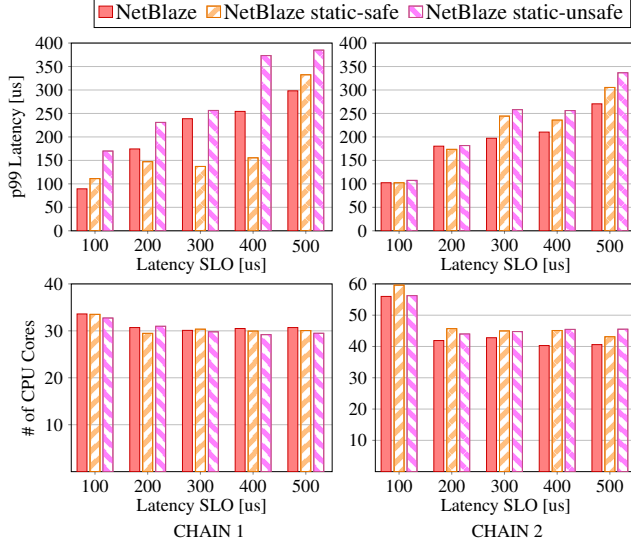


FIGURE 5: Comparisons of time-averaged CPU cores used by NetBlaze and other NFV systems, as a function of achieved p99 latency.

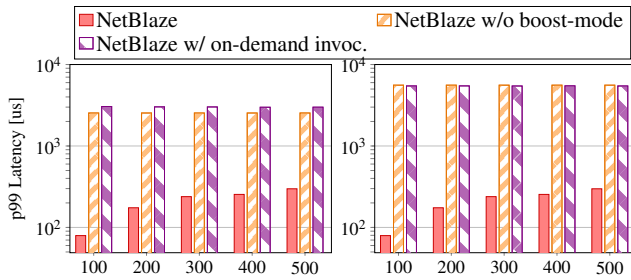


FIGURE 6: Comparisons of time-averaged CPU cores used by NetBlaze and other NFV systems, as a function of achieved p99 latency.

and dequeue operations, we find: **enqueue** adds 40 cycles / batch; **dequeue** adds 32 cycles / batch. The overhead is small compared to the packet processing time of an NF chain.

**Core-remapping overhead.** At the end of each short epoch, NetBlaze’s core mapper invokes a core re-mapping to balance workloads on software queues and recruit auxiliary cores when necessary. This core re-mapping includes decision and enforcement processes that scan all packets in a software queue (owned by a dedicated core).

**Results.** Table 8 shows benchmark results on the execution time of the core re-mapping processing under different packet queue lengths. As shown, even for more than 1k packets, this core re-mapping process can be finished in less than  $5 \mu\text{s}$ . In reality, NetBlaze can control software queue length with its server mapper design, and expect much fewer packets in a software queue. This overhead is relatively small for 100s- $\mu\text{s}$  latency SLOs. To extend NetBlaze for tighter SLOs, re-design might be required and we have left this to future work.

## 5 Related Work

NetBlaze is unique in enabling microsecond SLOs for NF chains with high CPU core efficiency in a cluster setting, but

Pkt queue length	Core re-mapping process [cycles]	Core re-mapping process [ $\mu\text{s}$ ]
128	4.2k	1.5
256	7.1k	2.6
512	7.7k	2.8
1024	12.2k	4.4

TABLE 8: The average execution time of NetBlaze’s core mapper’s core re-mapping process, as a function of packet queue length. This process runs at the end of each short epoch, and is lightweight (i.e.  $< 5 \mu\text{s}$  to re-map more than 1k packets).

draws inspiration from several areas in the literature.

**CPU scheduling.** A line of recent work has explored microsecond scale RPCs for datacenter applications. ZygOS and RackSched [32, 43] study scheduling policies for serving RPC requests in a server/rack setting, Arachne [33] allows applications to manage cores based on loads, Shenango [27] co-locates latency-sensitive and batch processing applications for higher CPU efficiency, and Caladan [11] mitigates interference for co-located tasks. A recent follow-up [25] explores optimal combinations of load balancing and scaling for microsecond-scale RPCs. NetBlaze is inspired by this body of work on the trade-off between latency and efficiency but for a different setting: NFV, whose flow-affinity requirement for stateful NFs results in qualitatively different solutions.

**Packet scheduling.** Fastpass [30] uses the centralized packet-level scheduling to achieve a ‘zero-queue’ network. NetBlaze optimizes for per-worker NIC queues rather than switch queues, and is subject to traffic with a higher packet and flow rate, which requires a hierarchical design rather than a centralized design.

**NFV.** Prior work falls into four groups. NFV frameworks [13, 14, 28, 29, 31, 34, 39] solve problems in developing, chaining and isolating NFs. While NetBlaze’s focus is different, it can use these mechanisms to chain and isolate NFs. For performance optimization, a series of papers propose mechanisms on efficiently managing NF states for stateful NFs [6, 16, 40], on optimizing resource allocations when NFs run on top of a shared resource pool [38], and on minimizing losses when chaining NFs across cores [20]. Researchers have been exploring approaches for offloading NF processing to hardware, including SmartNICs, OpenFlow and PISA switches, GPU, FPGA etc. [18, 19, 22, 41, 42]. Finally, towards a practical NFV deployment, the community has been looking for deploying NFV in a cluster to serve dynamic traffic, which involves load balancing and scaling. These proposals [3, 8, 18, 36, 39] are relevant, but they are insufficient for achieving microsecond SLOs for stateful NF chains (as shown in §4).

## 6 Conclusion

In this paper, we identify a key problem in NFV: achieving microsecond-scale tail latency SLOs with high CPU core efficiency. Our trace analysis reveals two types of traffic bursts in realistic traffic, and shows that NFV systems must handle

bursts properly to achieve the objective. We posit that NFV systems need to adapt quickly to transient traffic bursts. Then, we propose a suite of scaling mechanisms: the core mapper that is able to absorb transient bursts at each CPU core, and the server mapper that assigns and migrates flows to as few CPU cores as possible to ensure high CPU efficiency. Our NFV system, NetBlaze, is able to meet sub-ms tail latency SLOs while other today's NFV systems cannot.

## References

- [1] Amazon Web Services (AWS). Aws marketplace: F5 distributed cloud services. Available at: <https://aws.amazon.com/marketplace/pp/prodview-cn54su2icbkkc>, 2022.
- [2] Microsoft Azure. Microsoft azure: Hybrid and multi-cloud solutions. Available at: <https://azure.microsoft.com/en-us/solutions/hybrid-cloud-app/#overview>, 2022.
- [3] Tom Barbette, Georgios P. Katsikas, Gerald Q. Maguire, and Dejan Kostić. Rss++: Load and state-aware receive side scaling. In *Proceedings of the 15th International Conference on Emerging Networking Experiments And Technologies*, CoNEXT '19, page 318–333, New York, NY, USA, 2019. Association for Computing Machinery.
- [4] Daniel J Bernstein et al. Chacha, a variant of salsa20. In *Workshop record of SASC*, volume 8, pages 3–5. Lausanne, Switzerland, 2008.
- [5] BESS (Berkeley Extensible Software Switch). The official BESS Github repository: <https://github.com/NetSys/bess>, 2022.
- [6] Anat Bremler-Barr, Yotam Harchol, and David Hay. Openbox: A software-defined framework for developing, deploying, and managing network functions. In *Proceedings of the 2016 ACM SIGCOMM Conference*, SIGCOMM '16, page 511–524, New York, NY, USA, 2016. Association for Computing Machinery.
- [7] CAIDA UCSD Anonymized Internet Traces. Available at [http://www.caida.org/data/passive/passive\\_dataset.xml](http://www.caida.org/data/passive/passive_dataset.xml), 2019.
- [8] Fabricio B. Carvalho, Ronaldo A. Ferreira, Italo Cunha, Marcos A. M. Vieira, and Murali K. Ramanathan. Dyssect: Dynamic Scaling of Stateful Network Functions. In *Proceedings of IEEE International Conference on Computer Communications*, INFOCOM '22, 2022.
- [9] Dmitry Duplyakin, Robert Ricci, Aleksander Maricq, Gary Wong, Jonathon Duerig, Eric Eide, Leigh Stoller, Mike Hibler, David Johnson, Kirk Webb, Aditya Akella, Kuangching Wang, Glenn Ricart, Larry Landweber, Chip Elliott, Michael Zink, Emmanuel Cecchet, Snigdhaswin Kar, and Prabodh Mishra. The design and operation of cloudlab. In *2019 USENIX Annual Technical Conference (USENIX ATC 19)*, pages 1–14, Renton, WA, July 2019. USENIX Association.
- [10] Linux Foundation. Data plane development kit (DPDK). The official DPDK website: <http://www.dpdk.org>, 2015.
- [11] Joshua Fried, Zhenyuan Ruan, Amy Ousterhout, and Adam Belay. Caladan: Mitigating interference at microsecond timescales. In *14th USENIX Symposium on Operating Systems Design and Implementation (OSDI 20)*, pages 281–297. USENIX Association, November 2020.
- [12] Google Cloud Platform (GCP). Introducing google distributed cloud. Available at: <https://cloud.google.com/blog/topics/hybrid-cloud/announcing-google-distributed-cloud-edge-and-hosted>, 2022.
- [13] Aaron Gember-Jacobson, Raajay Viswanathan, Chaithan Prakash, Robert Grandl, Junaid Khalid, Sourav Das, and Aditya Akella. Opennf: Enabling innovation in network function control. In *Proceedings of the 2014 ACM Conference on SIGCOMM*, SIGCOMM '14, page 163–174, New York, NY, USA, 2014. Association for Computing Machinery.
- [14] Jinho Hwang, K. K. Ramakrishnan, and Timothy Wood. NetVM: High performance and flexible networking using virtualization on commodity platforms. In *11th USENIX Symposium on Networked Systems Design and Implementation (NSDI 14)*, pages 445–458, Seattle, WA, April 2014. USENIX Association.
- [15] Intel Inc. Receive-side scaling (rss). Improving Network Performance in Multi-Core Systems. Available at: <http://www.intel.com/content/dam/support/us/en/documents/network/sb/318483001us2.pdf>, 2016.
- [16] Murad Kablan, Azzam Alsudais, Eric Keller, and Franck Le. Stateless network functions: Breaking the tight coupling of state and processing. In *14th USENIX Symposium on Networked Systems Design and Implementation (NSDI 17)*, pages 97–112, Boston, MA, 2017. USENIX Association.
- [17] Georgios P. Katsikas, Tom Barbette, Marco Chiesa, Dejan Kostić, and Gerald Q. Maguire. What you need to know about (smart) network interface cards. In Oliver Hohlfeld, Andra Lutu, and Dave Levin, editors, *Passive and Active Measurement*, pages 319–336, Cham, 2021. Springer International Publishing.
- [18] Georgios P. Katsikas, Tom Barbette, Dejan Kostić, Rebecca Steinert, and Gerald Q. Maguire Jr. Metron: NFV service chains at the true speed of the underlying hardware. In *15th USENIX Symposium on Networked Systems Design and Implementation (NSDI 18)*, pages 171–186, Renton, WA, April 2018. USENIX Association.
- [19] Joongi Kim, Keon Jang, Keunhong Lee, Sangwook Ma, Junhyun Shim, and Sue Moon. Nba (network balancing act): A high-performance packet processing framework for heterogeneous processors. In *Proceedings of the Tenth European Conference on Computer Systems*, EuroSys '15, New York, NY, USA, 2015. Association for Computing Machinery.

- [20] Sameer G. Kulkarni, Wei Zhang, Jinho Hwang, Shriram Rajagopalan, K. K. Ramakrishnan, Timothy Wood, Mayutan Arumaithurai, and Xiaoming Fu. Nfvnice: Dynamic backpressure and scheduling for nfv service chains. In *Proceedings of the Conference of the ACM Special Interest Group on Data Communication, SIGCOMM '17*, pages 71–84, New York, NY, USA, 2017. ACM.
- [21] Surendra Kumar, Mudassir Tufail, Sumandra Majee, Claudiu Captari, and Shunsuke Homma. Service Function Chaining Use Cases In Data Centers. Internet-Draft draft-ietf-sfc-dc-use-cases-06, Internet Engineering Task Force, February 2017. Work in Progress.
- [22] Yanfang Le, Hyunseok Chang, Sarit Mukherjee, Limin Wang, Aditya Akella, Michael M. Swift, and T. V. Lakshman. *UNO: Unifying Host and Smart NIC Offload for Flexible Packet Processing*, page 506–519. Association for Computing Machinery, New York, NY, USA, 2017.
- [23] Tamás Lévai, Felicián Németh, Barath Raghavan, and Gabor Retvari. Batcher: Batch-scheduling data flow graphs with service-level objectives. In *17th USENIX Symposium on Networked Systems Design and Implementation (NSDI 20)*, pages 633–649, Santa Clara, CA, February 2020. USENIX Association.
- [24] MAWI Working Group Traffic Archive: Daily Traces At The Transit Link of WIDE To The Upstream ISP. Available at <http://mawi.wide.ad.jp/mawi/>, September 2022.
- [25] Sarah McClure, Amy Ousterhout, Scott Shenker, and Sylvia Ratnasamy. Efficient scheduling policies for Microsecond-Scale tasks. In *19th USENIX Symposium on Networked Systems Design and Implementation (NSDI 22)*, pages 1–18, Renton, WA, April 2022. USENIX Association.
- [26] Nitinder Mohan, Lorenzo Corneo, Aleksandr Zavadovski, Suzan Bayhan, Walter Wong, and Jussi Kangasharju. Pruning edge research with latency shears. In Ben Zhao, Heather Zheng, Harsha V. Madhyastha, and Venkat N. Padmanabhan, editors, *HotNets '20: The 19th ACM Workshop on Hot Topics in Networks, Virtual Event, USA, November 4-6, 2020*, pages 182–189. ACM, 2020.
- [27] Amy Ousterhout, Joshua Fried, Jonathan Behrens, Adam Belay, and Hari Balakrishnan. Shenango: Achieving high CPU efficiency for latency-sensitive datacenter workloads. In *16th USENIX Symposium on Networked Systems Design and Implementation (NSDI 19)*, pages 361–378, Boston, MA, February 2019. USENIX Association.
- [28] Shoumik Palkar, Chang Lan, Sangjin Han, Keon Jang, Aurojit Panda, Sylvia Ratnasamy, Luigi Rizzo, and Scott Shenker. E2: A framework for nfv applications. In *Proceedings of the 25th Symposium on Operating Systems Principles, SOSP '15*, page 121–136, New York, NY, USA, 2015. Association for Computing Machinery.
- [29] Aurojit Panda, Sangjin Han, Keon Jang, Melvin Walls, Sylvia Ratnasamy, and Scott Shenker. Netbricks: Taking the v out of NFV. In *12th USENIX Symposium on Operating Systems Design and Implementation (OSDI 16)*, pages 203–216, Savannah, GA, November 2016. USENIX Association.
- [30] Jonathan Perry, Amy Ousterhout, Hari Balakrishnan, Devavrat Shah, and Hans Fugal. Fastpass: A centralized "zero-queue" datacenter network. In *Proceedings of the 2014 ACM Conference on SIGCOMM, SIGCOMM '14*, page 307–318, New York, NY, USA, 2014. Association for Computing Machinery.
- [31] Rishabh Poddar, Chang Lan, Raluca Ada Popa, and Sylvia Ratnasamy. SafeBricks: Shielding network functions in the cloud. In *15th USENIX Symposium on Networked Systems Design and Implementation (NSDI 18)*, pages 201–216, Renton, WA, April 2018. USENIX Association.
- [32] George Prekas, Marios Kogias, and Edouard Bugnion. Zygos: Achieving low tail latency for microsecond-scale networked tasks. In *Proceedings of the 26th Symposium on Operating Systems Principles, SOSP '17*, page 325–341, New York, NY, USA, 2017. Association for Computing Machinery.
- [33] Henry Qin, Qian Li, Jacqueline Speiser, Peter Kraft, and John Ousterhout. Arachne: Core-Aware thread management. In *13th USENIX Symposium on Operating Systems Design and Implementation (OSDI 18)*, pages 145–160, Carlsbad, CA, October 2018. USENIX Association.
- [34] Yuxin Ren, Guyue Liu, Vlad Nitu, Wenyan Shao, Riley Kennedy, Gabriel Parmer, Timothy Wood, and Alain Tchana. Fine-grained isolation for scalable, dynamic, multi-tenant edge clouds. In *2020 USENIX Annual Technical Conference (USENIX ATC 20)*, pages 927–942. USENIX Association, July 2020.
- [35] Justine Sherry, Shaddi Hasan, Colin Scott, Arvind Krishnamurthy, Sylvia Ratnasamy, and Vyas Sekar. Making middleboxes someone else's problem: Network processing as a cloud service. In *Proceedings of the ACM SIGCOMM 2012 Conference on Applications, Technologies, Architectures, and Protocols for Computer Communication, SIGCOMM '12*, page 13–24, New York, NY, USA, 2012. Association for Computing Machinery.

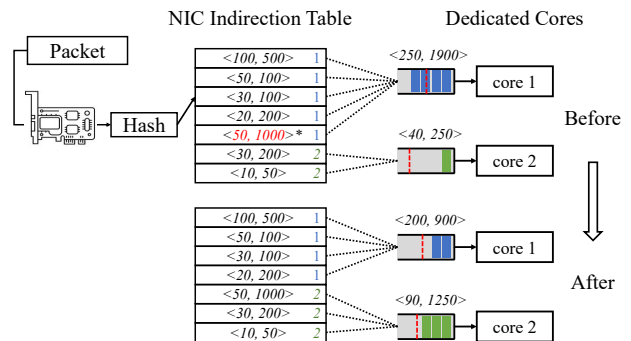
- [36] Arjun Singhvi, Junaid Khalid, Aditya Akella, and Sujata Banerjee. SNF: Serverless Network Functions. In *Proceedings of the 11th ACM Symposium on Cloud Computing*, SoCC '20, page 296–310, New York, NY, USA, 2020. Association for Computing Machinery.
- [37] Chen Sun, Jun Bi, Zhilong Zheng, Heng Yu, and Hongxin Hu. Nfp: Enabling network function parallelism in nfv. In *Proceedings of the Conference of the ACM Special Interest Group on Data Communication*, SIGCOMM '17, page 43–56, New York, NY, USA, 2017. Association for Computing Machinery.
- [38] Amin Tootoonchian, Aurojit Panda, Chang Lan, Melvin Walls, Katerina Argyraki, Sylvia Ratnasamy, and Scott Shenker. Resq: Enabling slos in network function virtualization. In *15th USENIX Symposium on Networked Systems Design and Implementation (NSDI 18)*, pages 283–297, Renton, WA, April 2018. USENIX Association.
- [39] Jianfeng Wang, Tamás Lévai, Zhuojin Li, Marcos A. M. Vieira, Ramesh Govindan, and Barath Raghavan. Quadrant: A cloud-deployable nf virtualization platform. In *Proceedings of the 13th Symposium on Cloud Computing*, SoCC '22, page 493–509, New York, NY, USA, 2022. Association for Computing Machinery.
- [40] Shinae Woo, Justine Sherry, Sangjin Han, Sue Moon, Sylvia Ratnasamy, and Scott Shenker. Elastic scaling of stateful network functions. In *15th USENIX Symposium on Networked Systems Design and Implementation (NSDI 18)*, pages 299–312, Renton, WA, 2018. USENIX Association.
- [41] Jane Yen, Jianfeng Wang, Sucha Supittayapornpong, Marcos A. M. Vieira, Ramesh Govindan, and Barath Raghavan. Meeting slos in cross-platform nfv. In *Proceedings of the 16th International Conference on Emerging Networking EXperiments and Technologies*, CoNEXT '20, page 509–523, New York, NY, USA, 2020. Association for Computing Machinery.
- [42] Zhipeng Zhao, Hugo Sadok, Nirav Atre, James C. Hoe, Vyas Sekar, and Justine Sherry. Achieving 100gbps intrusion prevention on a single server. In *14th USENIX Symposium on Operating Systems Design and Implementation (OSDI 20)*, pages 1083–1100. USENIX Association, November 2020.
- [43] Hang Zhu, Kostis Kaffes, Zixu Chen, Zhenming Liu, Christos Kozyrakis, Ion Stoica, and Xin Jin. RackSched: A Microsecond-Scale scheduler for Rack-Scale computers. In *14th USENIX Symposium on Operating Systems Design and Implementation (OSDI 20)*, pages 1225–1240. USENIX Association, November 2020.

## Appendix

### A The Server Mapper’s Heuristic

NetBlaze’s server mapper is designed to ensure high core efficiency by continuously re-allocating flows to the minimum number of dedicated cores to process the current traffic demand.

NetBlaze uses the NIC RSS technique to map flow aggregates to cores quickly. Rather than modeling it as a constrained mixed-integer linear problem (MILP), we propose a fast greedy heuristics for traffic re-distribution. Fig. A.1 provides an example of re-mapping RSS buckets to cores to demonstrate this algorithm.



**FIGURE A.1:** The server mapper leverages RSS, and updates the NIC’s indirection table to apply bucket-to-core mappings. For each decision interval, it tracks the flow count and packet rate  $\langle f, r \rangle$  for each RSS bucket, corresponding to one entry in the NIC’s table. At the end of an interval, the server mapper decides the number of dedicated cores at a server: it finds overloaded cores, whose loads exceed the core’s capacity, moves the minimum set of buckets from them to other cores, and then tries to reclaim cores. In the above case, one bucket is migrated from core 1 to core 2 to avoid overloading.