

FlightBERT++: A Non-autoregressive Multi-Horizon Flight Trajectory Prediction Framework

Dongyue Guo, Zheng Zhang, Jianwei Zhang, and Yi Lin, *Member, IEEE*

Abstract—Flight Trajectory Prediction (FTP) is an essential task in Air Traffic Control (ATC), which can assist air traffic controllers to manage airspace more safely and efficiently. Existing approaches generally perform multi-horizon FTP tasks in an autoregressive manner, which is prone to suffer from error accumulation and low-efficiency problems. In this paper, a novel framework, called FlightBERT++, is proposed to i) forecast multi-horizon flight trajectories directly in a non-autoregressive way, and ii) improved the limitation of the binary encoding (BE) representation in the FlightBERT framework. Specifically, the proposed framework is implemented by a generalized Encoder-Decoder architecture, in which the encoder learns the temporal-spatial patterns from historical observations and the decoder predicts the flight status for the future time steps. Compared to conventional architecture, an extra horizon-aware contexts generator (HACG) is dedicatedly designed to consider the prior horizon information that enables us to perform multi-horizon non-autoregressive prediction. Additionally, a differential prediction strategy is designed by well considering both the stationarity of the differential sequence and the high-bits errors of the BE representation. Moreover, the Bit-wise Weighted Binary Cross Entropy loss function is proposed to optimize the proposed framework that can further constrain the high-bits errors of the predictions. Finally, the proposed framework is validated on a real-world flight trajectory dataset. The experimental results show that the proposed framework outperformed the competitive baselines.

Index Terms—Binary encoding representation, Differential prediction, Flight trajectory prediction, Multi-horizon forecasting, Transformer.

I. INTRODUCTION

FLIGHT Trajectory Prediction (FTP) is essential for Air Traffic Management (ATM), enabling many critical applications to help Air Traffic Controllers (ATCOs) manage airspace more safely and efficiently, such as delay prediction [1], conflict detection [2], [3], and arrival time estimation [4]. In particular, the FTP is one of the vital techniques to support the Trajectory-Based Operation (TBO) that is being promoted by both the Single European Sky ATM Research (SESAR) and

the New Generation Air Transportation Systems (NextGen) [5]. In this context, the FTP technique has gathered more attention from researchers and achieved significant progress in the past decade.

FTP aims to forecast the flight status in future time steps according to the observed historical flight trajectories. Accurate FTP demands a high prediction capacity of the model which has the ability to capture the temporal-spatial dependencies between the observations and predictions. Our previous study proposed the FlightBERT framework that encodes the attributes of the trajectory points into a set of binary vectors and formulates the TP task as multiple binary classification tasks. Benefits from the innovative idea and dedicatedly network design, the FlightBERT framework not only enhances the semantic representation of the trajectory points, but also avoids the vulnerability impacted by the normalization algorithms. However, some limitations remain in the FlightBERT framework that can be improved to further enhance the performance of the TP task.

- A limitation of the Binary Encoding (BE) representation is that the high-bit prediction errors will lead to outliers in the predictions. For instance, given the BE representation "0110 0100" (decimal 100), the absolute error is 128 (decimal) if the prediction error occurs in the 8th bit ("1110 0100") while that is 1 (decimal) if the prediction error occurs in 1st bit ("0110 0101").
- The FlightBERT recursively performs multi-horizon prediction, i.e., predicts the flight status of the next time step based on observation and iteratively applies the predicted values as pseudo observation to obtain multi-step predictions. On the one hand, it is easy to suffer from the accumulative error since the prediction errors in the pseudo observation are introduced into the recursive inference process. On the other hand, the efficiency is limited to the prediction horizon due to the step-by-step prediction paradigm. The inference speed is slow in long-horizon predictions, which can be not acceptable for real-time applications.

Focusing on the aforementioned challenges, in this paper, a non-autoregressive multi-horizon flight trajectory prediction framework, named FlightBERT++, is proposed to improve the performance of the TP task. Thanks to the robust trajectory representation ability of the BE, the proposed framework inherits the BE representation of the FlightBERT and is implemented based on the multiple-binary classification (MBC)

This work was supported by the National Natural Science Foundation of China (NSFC) under grants No. U20A20161, and 62001315, and by the Open Fund of Key Laboratory of Flight Techniques and Flight Safety, Civil Aviation Administration of China (CAAC) under Grant No. FZ2021KF04, also by the Fundamental Research Funds for the Central Universities under Grant No. 2021SCU12050. (Corresponding author: Yi Lin.)

Dongyue Guo is with the National Key Laboratory of Fundamental Science on Synthetic Vision, Sichuan University, Chengdu 610000, China (e-mail: dongyueguo@stu.scu.edu.cn).

Zheng Zhang, Jianwei Zhang, and Yi Lin are with the College of Computer Science, Sichuan University, Chengdu 610000, China (e-mail: zhaeng@stu.scu.edu.cn; zhangjianwei@scu.edu.cn; yilin@scu.edu.cn).

paradigm.

To address the outlier problems in the prediction, the following two solutions are proposed to reduce the high-bit prediction errors from the BE representation and model optimizing perspective. i) From BE representation perspective: instead of predicting the real values, the differential values of the trajectory attributes are formulated as the output objective of the proposed framework, which can reduce the number of bits of the outputs. ii) From the model optimizing perspective: a Bit-wise Weighted Binary Cross Entropy (BW-BCE) loss is designed to optimize the model by enlarging the penalty of high-bit prediction errors in the training process.

To achieve high-efficiency and -accuracy multi-horizon FTP prediction, a novel Seq2Seq architecture is proposed to implement the FlightBERT++ framework. Specifically, the proposed framework is composed of three components, i.e., trajectory encoder, Horizon-Aware Context Generator (HACG), and differential-prompted decoder. Firstly, the trajectory encoder encodes the observations into a trajectory-level representation, while the HACG is designed to produce the horizon-context representation of the predicted horizons. In succession, the differential-prompted decoder is innovatively proposed to perform the high-confidence predictions based on the horizon-context representations, which employ the differential of the observation sequence as the prompting. Moreover, the backbone network of the Encoder and Decoder in the proposed framework are both stacked by the Transformer blocks, which enables the inference process of the model in a non-autoregressive manner. In this way, the proposed framework not only reduces the error accumulation, but also significantly improves the computational efficiency by performing the multi-horizon prediction directly.

The proposed framework is evaluated on a real-world flight trajectory dataset that was collected from the ATC systems. Various competitive baselines are conducted to make a comprehensive comparison to demonstrate the effectiveness and efficiency of the proposed framework. In addition, extensive ablation studies are designed to validate the effectiveness of all proposed technical improvements. The experimental results demonstrated that the proposed framework achieves desired performance across all flight phase.

In summary, the contributions and novelty of this work are listed as follows:

- A flight trajectory prediction framework, called FlightBERT++, is innovatively proposed to perform high-accuracy multi-horizon forecasting in a non-autoregressive manner.
- The differential prediction strategy and BW-BCE loss are dedicatedly designed to overcome the limitations of the high-bit prediction errors in BE representation.
- A Horizon-Aware Context Generator (HACG) is innovatively proposed to generate horizon-context representations, which is the key to supporting non-autoregressive predictions.
- Considering the stationarity of the differential sequence in trajectory data, the differential-prompted decoder is proposed to further improve the model performance and reduce the learning complexity in the training process.

- we conducted extensive comparison experiments on the real-world trajectory dataset to demonstrate the effectiveness of the proposed frameworks. In addition, some diagnostic studies are designed to show the robustness of our framework.

The rest of this paper is organized as follows. Section II detailed presents the methodologies of the proposed FlightBERT++ framework. The experimental settings, baselines, and evaluation metrics are described in Section III. The experimental results, visualization, and discussions are presented in Section IV. Finally, the work of this paper is concluded in Section V.

II. METHODOLOGY

A. Problem Formulation

In general, the short-term FTP task can be formulated as a multi-variable time-series forecasting problem, i.e., predicting the aircraft status of several future timestamps based on historical observation sequences. Let an observed trajectory point p_t in timestamp t , the multi-horizon FTP aims to forecast the $P_{t+1:t+n} = \{p_{t+1}, p_{t+2}, \dots, p_{t+n}\}$ based on the observation sequence $O_{t-k:t} = \{p_{t-k}, \dots, p_{t-1}, p_t\}$. Mathematically, it can be abstracted as Eq (1):

$$P_{t+1:t+n} = \{p_{t+1}, p_{t+2}, \dots, p_{t+n}\} = \mathcal{F}(O_{t-k:t}) \quad (1)$$

where the n, k are the number of prediction horizons and the observed sequence length, respectively. $\mathcal{F}(\cdot)$ denotes the FTP model which can be modeled in various approaches. Compared to the conventional approaches, instead of performing the prediction iteratively, $\mathcal{F}(\cdot)$ outputs the multi-horizon predictions directly in the proposed FlightBERT++ framework.

In this work, the trajectory point p_t is composed of the six key attributes that can mainly describe the aircraft status, which defines as follows.

$$p_t = [Lon_t, Lat_t, Alt_t, Vx_t, Vy_t, Vz_t] \quad (2)$$

where the $Lon_t, Lat_t, Alt_t, Vx_t, Vy_t, Vz_t$ represents the longitude, latitude, altitude, and velocity in x, y, z dimensions of the trajectory point, respectively. The x, y, z dimensions of the velocity corresponds to the longitudinal, latitudinal, and altitudinal attributes, respectively.

B. The Proposed Framework

The proposed framework is illustrated in Fig 1. The framework consists of three components, including Trajectory Encoder, Horizon-Aware Context Generator, and differential-prompted decoder. Specifically, given the observed trajectory sequence $O_{t-k:t}$, the object of the trajectory encoder is to learn the temporal-spatial correlations of the observations and abstract it to the high-dimensional representations \mathbf{Traj}_{enc} as Eq (3).

$$\mathbf{Traj}_{enc} = \text{TrajectoryEncoder}(O_{t-k:t}) \quad (3)$$

In succession, the HACG is designed to generate the horizon contexts $C = \{c_{t+1}, c_{t+2}, \dots, c_{t+n}\}$ by both considering the prior prediction horizon embeddings $\mathbf{Hor} =$

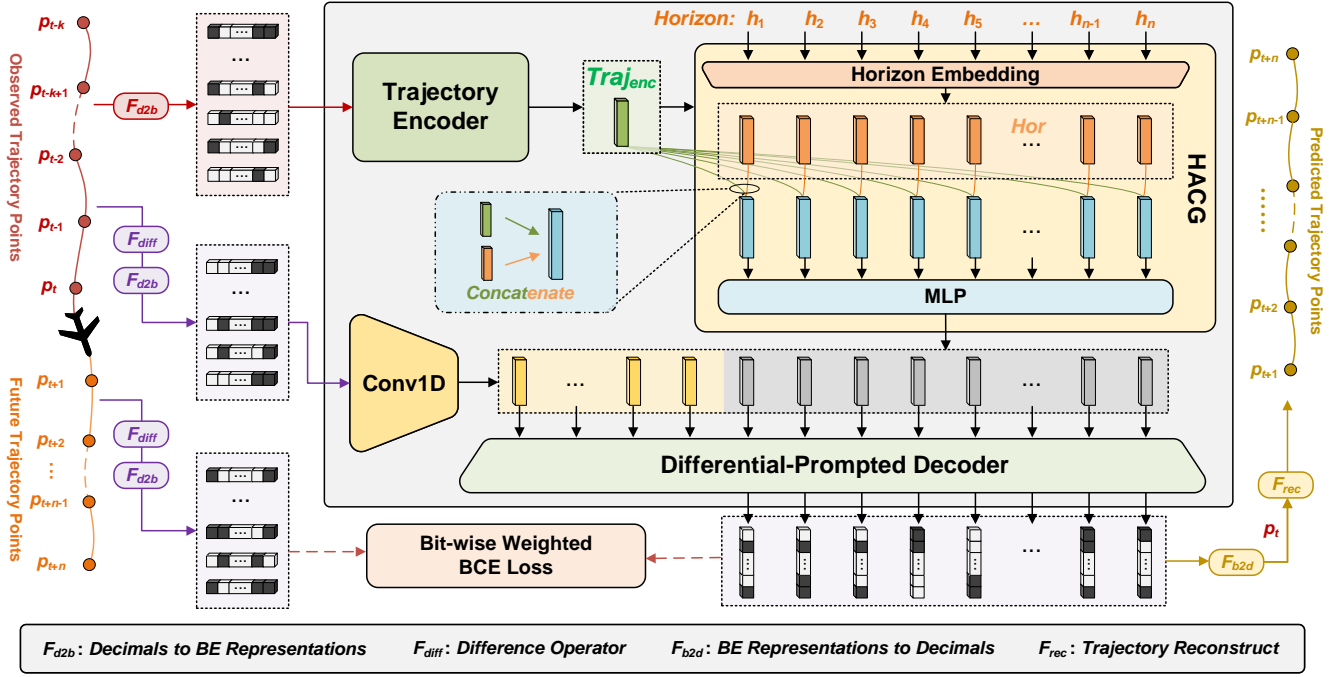


Fig. 1. Overview of the proposed FlightBERT++ framework.

$\{h_{t+1}, h_{t+2}, \dots, h_{t+n}\}$ and the high-level representation of the observation.

$$\mathbf{C} = HACG([\mathbf{Traj}_{enc}, \mathbf{Hor}]) \quad (4)$$

The differential embeddings $\mathbf{D}_{t-k:t}$ of the $O_{t-k:t}$ and horizon contexts \mathbf{C} are jointly fed into the differential-prompted decoder to generate the final outputs as Eq. (5), where the $\mathbf{P}_{t+1:t+n}^{BE}$ is the BE representations of the predicted differential sequence of future trajectory. Finally, the $\mathbf{P}_{t+1:t+n}^{BE}$ is transformed into decimals and reconstruct the predicted trajectory based on the O_t .

$$\mathbf{P}_{t+1:t+n}^{BE} = Decoder([\mathbf{D}_{t-k+1:t}, \mathbf{C}]) \quad (5)$$

Note that the inputs and the outputs of the proposed framework are both the BE representation of the trajectory attributes. Therefore, the optimizing objective of the proposed framework is also formulated as the multiple-binary classification tasks. The FlightBERT++ framework is trained by the proposed BW-BCE loss which is dedicatedly designed to reduce the high-bit errors in BE representation. More details of the BE representations can be found in [6].

Compared to existing multi-horizon FTP approaches, the proposed framework (i) innovatively designed a HACG to generate multi-horizon contexts directly, (ii) employ the Transformer-based architecture to conduct the backbone network of the trajectory encoder and differential-prompted decoder, which are the core idea of non-autoregressive prediction.

C. Trajectory Encoder

As illustrated in Fig 1, the trajectory encoder is composed of three modules, including the Conv1D-based Tra-

jectory Point Embedding (TPE) module, Transformer-based temporal-spatial modeling module, and Attention-based Sequence Aggregation (ASA) module. Specifically, the Conv1D-based TPE module projects the BE representation of the trajectory points into high-dimensional embedding space while the Transformer module employs to capture the temporal-spatial correlations among the observation sequence. In succession, the outputs of the Transformer module are further fed into the ASA module to generate the trajectory-level embedding which is expected to extract the discriminative features of the whole observations.

One of the advantages of the BE representation is expanding the initial dimensional of the inputs that facilitate learning discriminative features for the trajectory points. In [6], the linear-based attributes embedding block is designed to learn attribute embeddings in a channel-independent manner and the attributes-correlations attention module is proposed to capture the correlations of the specific attributes. However, the channel-independent approaches suffer from two limitations. i) Since strong spatial correlations are implied among the trajectory attributes, learning the attributes embedding separately might be not fully considered the global features. ii) the parallel linear layers in the attributes embedding block increase the complexity of the model, which not only burdens the model training but also affects the computational performance in real-time FTP applications.

To address the aforementioned limitations, in this work, a simple yet efficient Conv1D-based channel-mix trajectory point embedding module is proposed to project the BE representations of trajectory points into high-dimensional embedding space. As illustrated in Fig 2, the BE representations of all attributes are concatenated into a joint BE representation

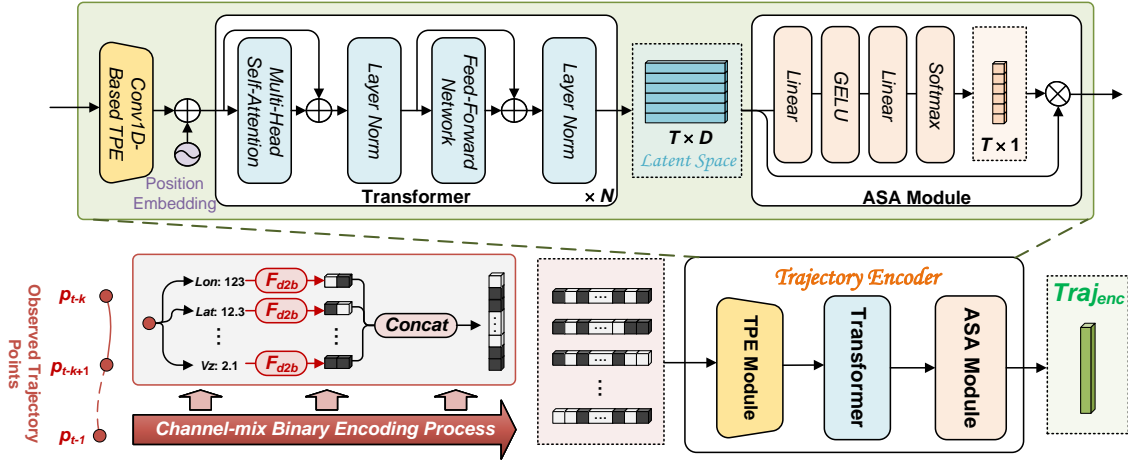


Fig. 2. The detailed implementation of the channel-mix trajectory point embedding and trajectory encoder.

for the trajectory point that is further fed into a Conv1D layer to learn trajectory point embedding. On the one hand, the channel-mix strategy remains the global correlations of the trajectory attributes. On the other hand, the Conv1D neural network is beneficial to learn the local features among the bits of the joint BE representation.

The Transformer-based temporal modeling module is implemented by the stacked Transformer blocks whose effectiveness has been demonstrated in many sequence modeling scenarios, such as NLP, CV, and time-series forecasting. Compared to the RNN-based architectures, the Transformer is implemented by the self-attention mechanism which enables the model to learn the temporal correlations of the trajectory in a non-autoregressive manner.

The ASA module performs a weighted sum operation in the temporal dimension, in which the attention weights of the trajectory points are generated as Fig 2. In this way, the trajectory-level embedding Traj_{enc} can be obtained from the trajectory encoder, which captured the discriminative temporal-spatial features of the observations.

D. Horizon-Aware Context Generator

Conventional multi-horizon approaches usually perform the prediction in an autoregressive manner, i.e., predicting p_{t+1} based on observation and generating the p_{t+2} according to the p_{t+1} sequentially. However, the autoregressive nature of these approaches makes them slow in the training and inference process, especially at high temporal resolution conditions, which is not applicable to real-time forecasting scenarios. To this end, a horizon-aware context generator is innovatively designed to support multi-horizon predictions by generating multi-horizon contexts directly.

The architecture of the HACG is illustrated as Fig 1. Specifically, we conduct multi-horizon contexts by considering both the prior temporal specificities of the predicted horizons and trajectory-level embeddings of the observations. Firstly, the horizons are encoded into a set of one-hot vectors and projected into embedding space to learn the horizon embeddings by embedding layer. Secondly, the horizon embeddings and

the trajectory-level embedding are concatenated to generate the context vector of each horizon. Finally, the context vectors are further fed into an MLP block for high-dimension projection and generate the final horizon-context vectors.

E. Differential-prompted Decoder

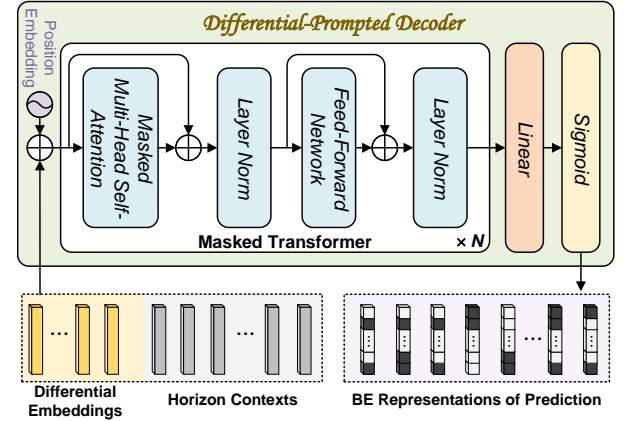


Fig. 3. The detailed implementation of the Differential-prompted Decoder.

As described in Section I, to reduce the high-bits prediction errors, the differential prediction idea is introduced into the FlightBERT++ framework, i.e., output the differential sequence in the decoder instead of the original attributes. Additionally, since the motion of the aviation flight status generally conforms to the linear variation, the variation trend of differential for the observation sequence is more stationary than the original values. It is believed that predicting the differential sequence is an effective way to improve the performance of the FTP task.

In practice, it is challenging to learn the transition patterns of differential sequence from the observations sequence because the differential loses the spatial features of the trajectory attributes. In this work, a differential-prompted decoder is proposed to reduce the learning difficulty of the network by integrating the differential prompted mechanism, which

illustrated in Fig 1. Specifically, the differential-prompted decoder consists of the differential sequence embedding module, Masked-Transformer module, and predictor module. Firstly, the differential sequence is calculated from the observed sequence and encoded into BE representations which can be consistent with the form of the outputs. Similar to the TPE module, the BE representations are further fed into a Conv1D-based embedding layer to learn the embeddings of the differential sequence. Secondly, the learned embeddings of the differential sequence are concatenated with the horizon contexts along the temporal dimension to prompt the variation of the differential sequence. In succession, the concatenated vectors further fed into the Masked-Transformer module to build the inter- and intra-temporal correlations across observation and the multi-horizon predictions. The architecture of the Masked Transformer module is similar to the Transformer-based temporal modeling module except it employs the masked self-attention mechanism to ensure the temporal specificities of the sequence. Finally, the predictor is composed of a Fully Connected (FC) layer and the Sigmoid activation, which is applied to output BE representations for the multi-horizons.

F. Loss Function

Thanks to the nature of the BE representations, the proposed FlightBERT++ framework is formulated as the MBC paradigm. A natural idea is to adopt the Binary Cross Entropy (BCE) loss function to optimize the neural networks in the training process. However, as described in Section I, the errors in low-bit and high-bit makes different contributions to the final prediction. The BCE loss makes equal contributes in each bits for the output BE representations, which might be not the best optimization strategy.

In this work, a Bit-wise Weighted BCE (BW-BCE) loss is designed to reduce the high-bit prediction errors. Specifically, the weights of the BCE loss of each bit in BE representation are pre-defined to increase the punishment of high-bit prediction errors. Let the p, y are the ground truth and prediction of a trajectory point, $p_{a_k}^b, y_{a_k}^b$ are the BE representation of the k^{th} attribute in the ground truth and prediction, respectively. The calculation of the loss can be mathematically described as Eq. (6) - Eq. (7):

$$\mathcal{L}(p, y) = \frac{1}{N} \sum_{n=1}^N \sum_{k=1}^K \mathcal{L}_{BW-BCE}^{a_k}(p_{a_k}^b, y_{a_k}^b) \quad (6)$$

$$\mathcal{L}_{BW-BCE}^{a_k}(p_{a_k}^b, y_{a_k}^b) = -\frac{1}{M} \sum_{i=1}^M \alpha_i (p_{a_k}^b[i] * \log(y_{a_k}^b[i]) + (1 - p_{a_k}^b[i]) * \log(1 - y_{a_k}^b[i])) \quad (7)$$

where the N is the number of samples in the minibatch, while M denotes the dimension of the BE representation of each attribute. α_i is pre-defined weight which is empirically set to $2i$ in this work.

III. EXPERIMENTAL SETTINGS

A. Dataset Preprocessing and Description

To validate the proposed framework, a real-world flight trajectory dataset is conducted, which was collected from an ATC system in China. The dataset contains a total of 9 days of trajectory data with 20 seconds intervals from February 19 to 27, 2021, which range of the interested (ROI) longitude and latitude are $[94.616, 113.689]$ and $[19.305, 37.275]$, respectively. The key attributes of the flight trajectory are extracted from the raw data to support the experiments, include timestamps, call sign, longitude, latitude, altitude, velocity in x, y, z directions. The flight position (longitude, latitude, and altitude) are in degree with the WGS-84 coordinate system, while the velocity in x, y, z dimensions are measured by km/h with the Cartesian coordinates.

After aforementioned preprocess, a total of 8643 flight trajectories in the dataset and split into train, validate, and test subsets. Specifically, the trajectory of the first 7 days is used to train the FTP models while 8th and 9th are applied for validation and testing. The aforementioned data splits are applied to all the experiments in this work to keep the experimental fairness.

B. Comparison Baselines

In this work, a total of 5 competitive approaches serve as baselines to validate the effectiveness of the proposed FlightBERT++ framework. Moreover, the baselines are divided into two groups to conduct comparisons according to the type of multi-horizon prediction approaches. Group A performs iterative multi-horizon prediction, i.e., the model only predicts the result for the next time step and serves as a pseudo observation for multi-horizon inference. Group B is the direct multi-horizon prediction approach that forecasts the results in an inference process for multiple time steps. The detailed description of the baselines is listed as follows.

- (A1) LSTM: An FTP framework using LSTM neural networks [7]. In this work, we employ a 4-layer LSTM network with 128 neurons to perform the FTP task.
- (A2) Transformer: A vanilla Transformer architecture is employed to build the FTP model to predict the six attributes of the trajectory point [8]. The model is implemented by stacking 4 Transformer blocks with 128-dimensional hidden states and an FC layer.
- (A3) Kalman-Filter: A typical model-driven flight state estimation algorithm based on historical observations and generally applied in target tracking scenarios. In this work, the Kalman-Filter (KF) is employed to perform the FTP task.
- (A4) FlightBERT: A novel FTP framework proposed in our previous work, which convert the FTP tasks into MBC paradigm and achieved desired performance [6].
- (B1) LSTM+Attention: A Seq2Seq architecture to predict the flight state of multiple future time steps directly. In this experiment, an Attention-based Encoder-Decoder LSTM network [9] is adapted to the FTP task, which has achieved applause performance in many NLP applications.

C. Experimental Configuration

Based on ATC work, the quantization precision 0.001° (about 110 meters) is selected to adapt the transformation between BE representation and the decimals. In this resolution, the number of bits of the BE representation of trajectory attribute for inputs and differential values for outputs is listed as follows:

- Longitude and latitude: we use 18 and 16 bits to encode the real values (decimals) of longitude and latitude into BE representation for the inputs. The number of the bits for longitude and latitude differential values are both set to 8 bits.
- Altitude: the altitude is measured in $10m$, and encoded into the BE with 11 bits, while its differential value encodes to BE representation with 8 bits.
- Velocity: the velocity is measured in Km/H and all are encoded into the BE representation with 11 bits for inputs. For the model outputs, the differential values of Vx, Vy are represented by the 9-bit BE representation while the Vz is encoded with a 6-bit BE representation. Note that the highest bit indicates the sign of the real value.

Based on the above configurations, the input of the proposed framework is a 78-dimensional vector while the output is a 48-dimensional vector. The embedding size of the trajectory points, horizons, and differentials is set to 128, i.e., 128 channels for the Conv1D networks in the proposed framework. The number of the Transformer blocks in the trajectory encoder and differential-prompted decoder are both set to 4. The number of hidden states of the Transformer blocks is set to 768. A 4-head of the attention operator is applied to all Transformer blocks in the proposed framework.

For experiments A1, A2, and B1, the Z-Score normalization algorithm is applied to process the value into $[0,1]$ for longitude and latitude attributes due to the sparse specificities of their distributions. While the altitude and velocities in x, y, z dimension are normalized into $[0,1]$ using the Max-min algorithm. The MSE loss function is applied to optimize the model in the training process.

In the training phase, we use the latest 3 minutes observations to predict the flight status of the future 5 minutes, i.e., predicting 15 trajectory points based on 9 observed trajectory points. The Adam optimizer with 10^{-4} initial learning rate is applied to train all the above deep learning-based models.

In this work, all the experiments are implemented with the open-source deep learning framework PyTorch 1.9.0. The models are trained on the server configured with Ubuntu 16.04 operating system, 8*NVIDIA GeForce RTX 2080 GPU, Intel(R) Core(TM) i7-7820X@3.6GHz CPU, and 128 GB memory.

D. Evaluation Metrics

In this work, the Mean Absolute Error (MAE), Mean Absolute Percentage Error (MAPE), and Root Mean Squared Error (RMSE) are applied to evaluate the proposed methods and baselines, which are the common criteria for the TP tasks.

The definition of the MAE, MPPE, and RMSE are described as follows:

$$MAE = \frac{1}{n} \frac{1}{h} \sum_{i=1}^n \sum_{j=1}^h |a_{ij} - a'_{ij}| \quad (8)$$

$$MAPE = 100\% \times \frac{1}{n} \frac{1}{h} \sum_{i=1}^n \sum_{j=1}^h \left| \frac{a_{ij} - a'_{ij}}{a_{ij}} \right| \quad (9)$$

$$RMSE = \sqrt{\frac{1}{n} \frac{1}{h} \sum_{i=1}^n \sum_{j=1}^h (a_{ij} - a'_{ij})^2} \quad (10)$$

where h is the prediction horizon, a, a' are the real-value (decimals) of trajectory attributes in the ground truth and prediction, respectively.

Although the longitude, latitude, and altitude (LLA) are measured using the above common metrics, it is not intuitive to evaluate the error separately due to the trajectory point being determined by LLA together in the three-dimensional (3D) airspace. To this end, the Mean Distance Error (MDE) is proposed to evaluate the Euclidean distance of the predictions and the actual trajectory points. Specifically, the LLA of both predictions and ground truth is projected to the earth-centered and earth-fixed (ECEF) coordinate system from the WGS-84 coordinate systems, and the distance error is measured to evaluate the model performance.

$$MDE = \frac{1}{n} \frac{1}{h} \sum_{i=1}^n \sum_{j=1}^h \Phi(p_{ij} - p'_{ij}) \quad (11)$$

where h is the prediction horizon, p, p' are the transformed values of the ground truth and prediction in the ECEF coordinate system, respectively. $\Phi(\cdot)$ is the calculation function of Euclidean distance in the 3D airspace.

IV. RESULT AND DISCUSSIONS

A. Overall Performance

Table I shows the overall performance of the proposed framework and comparison baselines. To investigate the robustness of these models with the horizons increase, the experimental results are divided into four (1, 3, 9, 15) different horizons, corresponding to 20 seconds, 1, 3, and 5 minutes trajectories in the future. It is demonstrated that the proposed FlightBERT++ framework achieves significant performance improvements against FlightBERT and outperforms other baselines in the MAE metric across all predicted attributes. For the RMSE metrics, thanks to the reduction of the bits of BE representation, a great RMSE reduction of the longitude, latitude, and altitude is obtained in the proposed framework. In addition, benefits from the dedicated network design of the proposed framework, the error accumulation of the multi-horizon predictions is significantly decreased than competitive baselines.

For the iterative multi-horizon prediction approaches, the KF-based model-driven approach suffers from a huge performance degradation with the prediction horizon increase. The

TABLE I
THE EXPERIMENTAL RESULTS OF THE PROPOSED FRAMEWORK AND BASELINES.

Style	Methods	Horizon	MAE ↓			MAPE (%) ↓			RMSE ↓			MDE ↓
			Lon	Lat	Alt	Lon	Lat	Alt	Lon	Lat	Alt	
Iterative	LSTM	1	0.0054	0.0055	1.71	0.0050	0.0202	0.29	0.0093	0.0124	6.04	0.91
		3	0.0065	0.0065	3.01	0.0061	0.0238	0.50	0.0110	0.0151	7.63	1.08
		9	0.0127	0.0121	10.33	0.0118	0.0443	1.48	0.0239	0.0270	18.48	2.05
		15	0.0214	0.0194	20.74	0.0199	0.0714	2.74	0.0436	0.0427	33.06	3.38
	Transformer	1	0.0048	0.0046	1.56	0.0045	0.0168	0.27	0.0074	0.0107	6.09	0.78
		3	0.0093	0.0088	3.25	0.0086	0.0323	0.54	0.0139	0.0171	7.79	1.49
		9	0.0223	0.0210	8.60	0.0206	0.0766	1.34	0.0336	0.0364	16.57	3.56
		15	0.0352	0.0329	13.78	0.0327	0.1199	2.06	0.0541	0.0560	25.55	5.61
	Kalman-Filter	1	0.0067	0.0032	1.50	0.0062	0.0120	0.28	0.0054	0.0171	8.50	0.82
		3	0.0112	0.0059	2.97	0.0104	0.0220	0.54	0.0861	0.0272	11.48	1.41
		9	0.0281	0.0168	8.73	0.0261	0.0624	25.83	0.1847	0.0619	25.83	3.69
		15	0.0494	0.0313	15.63	0.0459	0.1162	2.53	0.2896	0.1016	42.39	6.62
	FlightBERT	1	0.0024	0.0021	1.20	0.0023	0.0077	0.23	0.0387	0.0325	12.04	0.44
		3	0.0039	0.0036	2.19	0.0035	0.0133	0.41	0.0486	0.0506	13.65	0.71
		9	0.0091	0.0086	6.20	0.0085	0.0317	1.09	0.0608	0.0679	22.45	1.60
		15	0.0159	0.0148	10.80	0.0148	0.0549	1.84	0.0742	0.0794	32.76	2.71
Direct	LSTM+Attention	1	0.0064	0.0068	1.98	0.0059	0.0249	0.30	0.0109	0.0138	5.96	1.09
		3	0.0058	0.0060	2.75	0.0054	0.0221	0.43	0.0101	0.0144	7.36	0.98
		9	0.0082	0.0083	6.07	0.0076	0.0305	0.94	0.0178	0.0221	14.03	1.37
		15	0.0125	0.0122	9.05	0.0116	0.0450	1.38	0.0299	0.0327	20.01	2.04
	FlightBERT++	1	0.0018	0.0017	1.16	0.0016	0.0066	0.21	0.0040	0.0115	12.08	0.31
		3	0.0032	0.0031	2.26	0.0030	0.0118	0.41	0.0072	0.0133	12.51	0.56
		9	0.0079	0.0076	5.35	0.0074	0.0283	0.96	0.0185	0.0236	18.18	1.33
		15	0.0124	0.0118	7.53	0.0116	0.0439	1.37	0.0289	0.0338	23.31	2.06

primary reason is that the KF-based FTP approach needs to update the parameters of the state equation dynamically to correct the prediction errors. However, the loss of real-time observation updates procedure leads to serious error accumulation in the multi-horizon prediction process. Compared to model-driven approaches, the data-driven based approaches achieved better performance across all prediction horizons. The Transformer-based model achieved desired performance of the 1 and 3 horizon predictions but fails to output more accurate forecasting in the 9 and 15 horizon procedures. In contrast, the performance of the LSTM is slightly better than Transformer-based models in long-term horizons but loses the precision of the output in 1 horizon. It can be attributed to the Transformer-based models being more sensitive to prediction errors of pseudo observations, especially in large error accumulation conditions, while the LSTM-based model is difficult to fit complex flight patterns of the diverse flight phases that lead to low precision. Benefits from the representation capacity of BE, the FlightBERT harvests comparable MAE performance in all prediction horizons. However, the RMSE of the FlightBERT is higher than other data-driven baselines due to the outliers caused by high-bit errors in the prediction.

The LSTM-Attention achieves superior performance than iterative multi-horizon prediction approaches for long-term horizon predictions (in horizons 9 and 15). However, it also suffers from the precision reduction of the short-term horizons (horizon 1) in both the MAE and RMSE metrics. One possible reason is that the LSTM-Attention approach only captures the global trajectory trends and dependencies over long-term horizons, and does not perform well in learning local fine-grained features.

In summary, on the whole, the direct multi-horizon prediction approaches are superior to the iterative approaches

in long-term prediction steps since the global dependencies are learned from the training process. Thanks to the robust temporal-spatial dependencies obtained by the trajectory encoder and differential-promoted decoder, the FlightBERT++ framework achieves expected performance in both short- and long-term prediction steps, which further demonstrates the effectiveness of the network design.

V. CONCLUSION AND FUTURE WORK

In this paper, we present a novel FTP framework, called FlightBERT++, that performs the multi-horizon trajectory prediction in a non-autoregressive manner. The proposed framework not only inherits the superior representation ability of the BE in the FlightBERT framework but also develops an innovative multi-horizon neural network architecture for FTP tasks. To improve the high-bit errors of the BE representation, the differential prediction strategy and the BW-BCE loss are designed to reduce the dimension of the output and increase the punishment of high-bit errors. The proposed framework is implemented by the Encoder-Decoder architecture, in which an additional HACG is designed to generate the multi-horizon contexts by considering the prior horizon information. In addition, a differential-promoted decoder is designed to improve the performance of the proposed framework. The experimental results show that the proposed framework achieves significant performance improvements and outperforms the comparison baselines across all evaluation metrics, especially in multi-horizon prediction scenarios.

In the future, we will further focus on technical improvements of the BE representation and the FTP tasks. In addition, the practical applications of the FTP in the ATC domain are also interesting research topics, such as conflict detection, and traffic flow prediction.

REFERENCES

- [1] Y. Lin, J. wei Zhang, and H. Liu, “Deep learning based short-term air traffic flow prediction considering temporal-spatial correlation,” *Aerospace Science and Technology*, vol. 93, p. 105113, 2019.
- [2] W. Liu and I. Hwang, “Probabilistic trajectory prediction and conflict detection for air traffic control,” *Journal of Guidance, Control, and Dynamics*, vol. 34, no. 6, pp. 1779–1789, 2011.
- [3] Z. Chen, D. Guo, and Y. Lin, “A deep gaussian process-based flight trajectory prediction approach and its application on conflict detection,” *Algorithms*, vol. 13, no. 11, p. 293, 2020.
- [4] Z. Wang, M. Liang, and D. Delahaye, “A hybrid machine learning model for short-term estimated time of arrival prediction in terminal manoeuvring area,” *Transportation Research Part C: Emerging Technologies*, vol. 95, pp. 280–294, 2018.
- [5] E. FAA, “Common trajectory prediction structure and terminology in support of sesar & nextgen,” Technical Report. USA: FAA/EUROCONTROL AP 16, Brussels, Tech. Rep., 2010.
- [6] D. Guo, E. Q. Wu, Y. Wu, J. Zhang, R. Law, and Y. Lin, “Flightbert: Binary encoding representation for flight trajectory prediction,” *IEEE Transactions on Intelligent Transportation Systems*, vol. 24, no. 2, pp. 1828–1842, 2023.
- [7] Z. Shi, M. Xu, Q. Pan, B. Yan, and H. Zhang, “Lstm-based flight trajectory prediction,” in *2018 International Joint Conference on Neural Networks, IJCNN 2018, Rio de Janeiro, Brazil, July 8-13, 2018*. IEEE, 2018, pp. 1–8.
- [8] A. Vaswani, N. Shazeer, N. Parmar, J. Uszkoreit, L. Jones, A. N. Gomez, L. Kaiser, and I. Polosukhin, “Attention is all you need,” in *Advances in Neural Information Processing Systems 30: Annual Conference on Neural Information Processing Systems 2017, December 4-9, 2017, Long Beach, CA, USA, 2017*, pp. 5998–6008.
- [9] D. Bahdanau, K. Cho, and Y. Bengio, “Neural machine translation by jointly learning to align and translate,” in *3rd International Conference on Learning Representations, ICLR 2015, San Diego, CA, USA, May 7-9, 2015, Conference Track Proceedings*, Y. Bengio and Y. LeCun, Eds., 2015. [Online]. Available: <http://arxiv.org/abs/1409.0473>