

Chronosymbolic Learning: Efficient CHC Solving with Symbolic Reasoning and Inductive Learning

Ziyan Luo
Mila
McGill University
luo.ziyan@mila.quebec

Xujie Si
Mila
University of Toronto
six@cs.toronto.edu

Abstract—Solving Constrained Horn Clauses (CHCs) is a fundamental challenge behind a wide range of verification and analysis tasks. Data-driven approaches show great promise in improving CHC solving without the painstaking manual effort of creating and tuning various heuristics. However, a large performance gap exists between data-driven CHC solvers and symbolic reasoning-based solvers. In this work, we develop a simple but effective framework, “*Chronosymbolic Learning*”, which unifies symbolic information and numerical data points to solve a CHC system efficiently. We also present a simple instance of *Chronosymbolic Learning* with a data-driven learner and a BMC-styled reasoner¹. Despite its great simplicity, experimental results show the efficacy and robustness of our tool. It outperforms state-of-the-art CHC solvers on a dataset consisting of 288 benchmarks, including many instances with non-linear integer arithmetics.

I. INTRODUCTION

Constrained Horn Clauses (CHCs), a fragment of First Order Logic (FOL), naturally capture the discovery and verification of inductive invariants [2]. CHCs have been widely used in software verification frameworks including C/C++, Java, Rust, Solidity, and Android verification frameworks [3], [4], [5], modular verification of distributed and parameterized systems [6], [7], type inference [8], and many others [9]. Given the importance of these applications, building an efficient CHC solver is of great significance. Remarkable progress has been made in recent years, and existing approaches primarily fall into two categories: symbolic-reasoning-based approaches and data-driven induction-based approaches. The former focuses on designing novel symbolic reasoning techniques, such as abstraction refinement [10], interpolation [11], property-directed reachability [12], [13], model-based projections [14], and other techniques. While the latter focuses on reducing CHC solving into a machine learning problem and then applying proper machine learning models, such as Boolean functions [15], decision trees (DTs) [16], support vector machines (SVMs) [17], and deep learning models [18].

The undecidable nature of CHC solving suggests that special adjustments or new designs are necessary for specific instances, demanding non-trivial effort and expertise.

On the other hand, although data-driven approaches show great promise towards improving CHC solving without the painstaking manual effort of creating and tuning various heuristics, data-driven CHC solvers still fall way behind symbolic reasoning-based CHC solvers [19]. Fig. 1 illustrates some important differences between these two categories in the view of learning from positive and negative data points. Symbolic-reasoning-based approaches usually maintain two *zones*, which are approximations of safe and unsafe “states” of a system represented by given CHCs and carefully updated with soundness guarantees. Data-driven approaches abstract given symbolic constraints away by sampling positive and negative data points. The sampling process usually requires some form of *evaluation* of the given constraints, thus, sampled data points are the outcome of complicated interactions among multiple constraints, making data-driven approaches excel at capturing useful global properties. However, as illustrated by the dashed grey line in Fig. 1, the main disadvantage of data-driven approaches is that the classifier learned from samples may miss part of safe regions that could be easily found by symbolic reasoning. In contrast, symbolic-reasoning approaches are good at precisely analyzing local constraints, which enables superior performance but may also make the solving process stuck in a local region. In addition, in many cases, symbolic reasoning is far more expensive than sampling data points. However, such approaches struggle to identify the important patterns from data samples, making them inflexible in dealing with these problems.

We propose a simple but effective framework, *Chronosymbolic Learning*, and as the name suggests, our goal is to solve CHCs with both numerical (“no.”) information (i.e., data samples) and symbolic information in a synchronous and synergistic manner. Like data-driven approaches, *Chronosymbolic Learning* uses machine learning to get classifiers from sampled data points. Then, instead of directly using learned classifiers as candidate solutions, we further augment them with symbolic information. The symbolic information can be viewed as a region of data points concisely represented in a symbolic manner. Conversely, learned classifiers can be viewed as a symbolic representation of a generalized region. Combining

¹BMC represents for Bounded Model Checking [1].

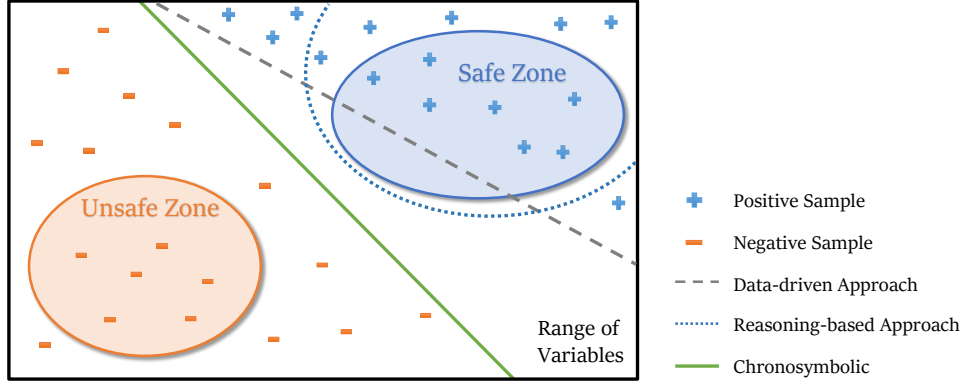


Fig. 1: Overview of different approaches through the lens of learning from positive samples and negative samples.

these two achieves a better solution candidate than each one individually, as illustrated by the green line of Fig. 1.

a) *Main Contributions.*: Our contribution is mainly three-fold. First and foremost, we propose a new framework, *Chronosymbolic Learning*, which can leverage both symbolic information and numerical data points for CHC solving. Secondly, we provide a simple yet effective instance of *Chronosymbolic Learning*, which is composed of a *learner* interacting with a BMC-styled *reasoner*, and a verification oracle as a *teacher*. Lastly, the experiment results demonstrate the effectiveness and robustness of our tool. It outperforms several state-of-the-art CHC solvers on a dataset comprised of 288 benchmarks, including many instances with non-linear integer arithmetic.

II. PRELIMINARIES

A. Constrained Horn Clauses

We discuss standard *First Order Logic* (FOL) formula modulo theory \mathcal{T} , with a signature Σ composed by constant symbols \mathcal{A} (e.g., True \top and False \perp), function symbols \mathcal{F} (e.g., +, -, mod) and predicate symbols \mathcal{P} . A *Constrained Horn Clause* (CHC) \mathcal{C} is a FOL formula modulo theory \mathcal{T} in the following form:

$$\forall \mathcal{X} \cdot \phi \wedge p_1(T_1) \wedge \cdots \wedge p_k(T_k) \rightarrow h(T), \quad k \geq 0, \quad (1)$$

where \mathcal{X} stands for all variables in T_i, T , ϕ represents a fixed constraint over $\mathcal{F}; \mathcal{A}$ and \mathcal{X} w.r.t. some background theory \mathcal{T} ; p_i, h are predicate symbols², and $p_i(T_i) = p_i(t_{i,1}, \dots, t_{i,n})$ is an application of n-ary predicate symbol p_i with first-order terms $t_{i,j}$ built from \mathcal{F}, \mathcal{A} and \mathcal{X} ; $h(T)$ could be either \mathcal{P} -free (i.e. no predicate symbol appears in h) or akin to the definition of $p_i(T_i)$.

As an example, in this work, we focus on explaining our framework using the background theory of *Integer Arithmetic* (IA) if it is not specified. For simplification, in our work, the quantifier \forall is omitted when the context is clear; and all terms $t_{i,j}$ can be substituted by single variables (e.g., $t_{1,1} = x, t_{1,2} = y$).

The structure of a CHC can be seen as splitting by the implication symbol. The left hand side $\phi \wedge p_1(T_1) \wedge \cdots \wedge p_k(T_k)$

is called *body* and the right hand side $h(T)$ is call *head*. If the body of a CHC contains zero or one predicate symbol, the CHC is called *linear*, otherwise, it is called *non-linear*.

Example 1. A simple CHC system \mathcal{H}_0^3 consists of a fact \mathcal{C}_0 , a non-fact rule \mathcal{C}_1 and a query \mathcal{C}_2 is as follows:

$$\begin{aligned} \mathcal{C}_0 : & \neg(a \leq 0) \wedge b \leq a \wedge c = 0 \wedge e = 0 \wedge d = 0 \\ & \rightarrow \text{inv}(a, b, c, d, e) \end{aligned}$$

$$\begin{aligned} \mathcal{C}_1 : & c_1 = 1 + c \wedge d_1 = d + a \wedge e_1 = e + b \wedge \text{inv}(a, b, c, d, e) \\ & \rightarrow \text{inv}(a, b, c_1, d_1, e_1) \end{aligned}$$

$$\mathcal{C}_2 : \neg(e \geq a \cdot c) \wedge \text{inv}(a, b, c, d, e) \rightarrow \perp$$

In most cases, the terminology ‘‘CHC solving’’ refers to solving the *satisfiability* (SAT) problem for a CHC system \mathcal{H} that is a set of CHCs containing at least a query and a rule. A *query* \mathcal{C}_q refers to a CHC that has a \mathcal{P} -free head, otherwise, it is called a *rule* \mathcal{C}_r . Particularly, a *fact* \mathcal{C}_f refers to a rule that has a \mathcal{P} -free body. For example, in Example 1, \mathcal{C}_0 is a fact and a rule, \mathcal{C}_1 is a rule, and \mathcal{C}_2 is a query. We define the clauses that both body and head are \mathcal{P} -free as *trivial* clauses, because they can be simply reduced to \top or \perp . Then, we formally define the satisfiability of a CHC system \mathcal{H} :

Definition 1 (Satisfiability of a CHC). A CHC $\mathcal{C} : \phi \wedge p_1(T_1) \wedge \cdots \wedge p_k(T_k) \rightarrow h(T)$ is *satisfiable* (SAT) iff there exists an interpretation of predicates \mathcal{I} , the constraint $\mathcal{I}[\mathcal{C}] : \phi \wedge \mathcal{I}[p_i](T_i) \wedge \cdots \wedge \mathcal{I}[p_k](T_k) \rightarrow \mathcal{I}[h](T)$ is SAT. Otherwise, we say \mathcal{C} is *unsatisfiable* (UNSAT).

Definition 2 (Satisfiability of a CHC system). A CHC system \mathcal{H} is *satisfiable* (SAT) iff there exists an interpretation of predicates \mathcal{I}^* , $\forall \mathcal{C} \in \mathcal{H}, \mathcal{I}^*[\mathcal{C}]$ is SAT. Otherwise, we say \mathcal{H} is *unsatisfiable* (UNSAT).

Definition 3 (Solution of a CHC system). If a CHC system \mathcal{H} is SAT, the *solution* of \mathcal{H} is the corresponding interpretation \mathcal{I}^* , and $\mathcal{I}^*[p]$ is called a *solution interpretation* of the predicate p . If a CHC system \mathcal{H} is UNSAT, the *solution* of \mathcal{H} is a *refutation proof* that there is no such interpretation [20].

The refutation proof can be seen as a specific value assignment for all the variables in \mathcal{H} that can refute all the CHCs

³This is the benchmark `nonlin_mult_2.smt2` in our suite of test benchmarks.

²‘‘predicates’’ for short

in \mathcal{H} . Hence, the problem discussed in this work is to find a solution to a given CHC system.

B. CHCs with Safety Verification

An essential application of CHC solvers is to serve as the back-end tools of the program safety verification. To validate a program, we often use a proof system that generates logical formulas which are called verification conditions (VCs). Validating VCs implies the correctness of the program. It is also common for VCs to include auxiliary predicates, such as *inductive invariants*. Hence, it is natural that the VCs can be in CHC format, and checking the correctness of the program can be converted to checking the satisfiability of the CHCs. The conversion from program to CHCs and a concept mapping is included in Appendix.

C. Hypothesis Learning as a Classification Problem

To leverage the information provided by the data samples, we reduce the hypothesis learning problem to a classification problem. Now, for the convenience of our discussion, we formally define what a *hypothesis* is:

Definition 4. *Hypothesis refers to an interpretation $\tilde{\mathcal{I}}$ that is a possible solution of a CHC system \mathcal{H} . The hypothesis for a specific predicate p is denoted as $\tilde{\mathcal{I}}[p]$.*

To figure out an interpretation $\tilde{\mathcal{I}}[p]$ for a specific predicate p , we introduce a lightweight machine learning toolchain that combines DT learning with the results of SVMs [17].

In this data-driven pipeline, the positive and negative samples are first classified by the SVMs multiple times until all the samples are properly classified. The result hyperplanes of SVMs, $f(\mathbf{x}) = w^T \mathbf{x}_i + b$, are passed to the DT as *attributes*. The DT then selects an attribute $f(\mathbf{x}_0)$ and a corresponding threshold c in the form of $f(\mathbf{x}_0) \leq c$ to form a new node in the way of maximizing the *information gain* γ in Appendix, Equation 9. Adjusting the threshold c and pruning the over-complicated combination of attributes makes the toolchain more generalizable and lowers the risk of the over-fitting issue. In this way, a DT is formed step-by-step, which separates all samples into positive and negative categories. The learned formula \mathcal{L}_p converted by the DT⁴ can be arbitrary linear inequalities and their combinations in *disjunctive normal form* (DNF). It is also called a *partition* in our framework, which is a valid hypothesis for p and a potential part of the solution of the CHC system.

III. CHRONOSYMBOLIC LEARNING

As shown in Fig. 1, pure data-driven approaches and pure reasoning-based approaches are limited in different ways. The former is completely agnostic to the inherent symbolic information of the given CHC system, and can only draw hypotheses by guessing from data samples. The latter has difficulty *inducing* global patterns of correct interpretations of

⁴The fundamentals of DT, SVM, and the converting process is specified in Appendix.

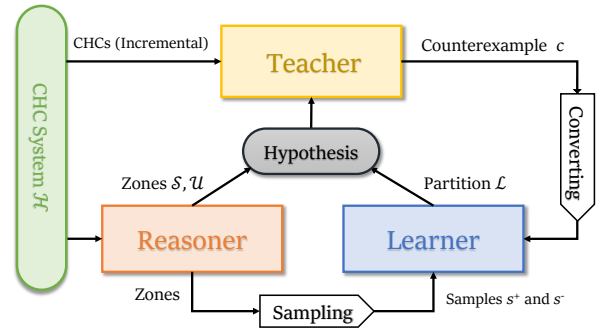


Fig. 2: The architecture of *Chronosymbolic Learning*.

a predicate, and are weak in incorporating the data samples into their reasoning process.

In order to address the limitations, we propose *Chronosymbolic Learning*, a modular framework that combines the merits of both approaches and makes the best use of symbolic information and numerical data simultaneously.

A. Architecture of Chronosymbolic Learning

The architecture of our instance of *Chronosymbolic Learning* is shown in Fig. 2. *Chronosymbolic Learning* is the extension of the paradigm of “*teacher⁵ and learner*” [21], which can find a solution to a given CHC system by guessing and checking [22]. In this paradigm, the teacher and learner talk to each other in each iteration. For each iteration, the learner makes a *hypothesis* (see Definition 4) of an interpretation called *partition*, and the teacher verifies the hypothesis and gives instant feedback on whether it is correct; if it is incorrect, the teacher returns a *counterexample* (see Definition 9) on why it is incorrect.

In addition to this paradigm, in *Chronosymbolic Learning*, the learning procedure is enhanced by the *reasoner*. The reasoner keeps track of a *safe zone* and an *unsafe zone*, which are symbolic representations of *positive and negative samples* respectively. There are mainly three benefits of keeping such zones: 1) they can be incorporated into the hypothesis proposed by the learner to enhance the hypothesis; 2) they also provide the learner with additional samples; 3) they greatly simplify the UNSAT checking of the CHC system⁶. We will provide an instance of *Chronosymbolic Learning*, and elaborate on how modules of our instance work and how they communicate with each other as in Fig. 2. The learner we propose in Section IV and reasoner in Section V can be replaced by any other algorithms that can produce partitions and zones.

B. Samples and Zones

To formally define *Chronosymbolic Learning*, we first introduce the concepts of positive, negative, and implication samples. We will shed light on obtaining the samples in Section IV-A.

⁵Also refers to a verification oracle, such as Microsoft Z3.

⁶In program verification parlance, it refers to the unsafe check.

Definition 5 (Positive Sample). A positive sample s^+ of predicate p in \mathcal{H} is a data point iff for each solution interpretation \mathcal{I}^* of \mathcal{H} , we have $\mathcal{I}^*[p](s^+) = \top$.

Definition 6 (Negative Sample). A negative sample s^- of predicate p in \mathcal{H} is a data point iff for each solution interpretation \mathcal{I}^* of \mathcal{H} , we have $\mathcal{I}^*[p](s^-) = \perp$.

Definition 7 (Implication Sample). An implication sample s^\rightarrow of body predicates (p_1, \dots, p_n) and head predicate h in \mathcal{H} is a $(n+1)$ -tuple of data points $(s_1^\rightarrow, \dots, s_n^\rightarrow, s_{head}^\rightarrow)$ iff for each solution interpretation \mathcal{I}^* of \mathcal{H} , we have $\mathcal{I}^*[p_1](s_1^\rightarrow) \wedge \dots \wedge \mathcal{I}^*[p_n](s_n^\rightarrow) \rightarrow \mathcal{I}^*[h](s_{head}^\rightarrow)$.

We provide examples of different samples based on Example 1.

Example 2. In \mathcal{H}_0 of Example 1, for predicate inv , $s^+ = (1, 1, 0, 0, 0)$ is a positive sample, since $s^+[C_0] : \top \rightarrow inv(1, 1, 0, 0, 0)$. $s^- = (2, 1, 5, 0, 5)$ is a negative sample, since $s^-[C_2] : inv(2, 1, 5, 0, 5) \rightarrow \perp$. $s^\rightarrow = (1, 1, 0, 0, 0) \rightarrow (1, 1, 1, 1, 1)$ is an implication sample, since $s^\rightarrow[C_1] : inv(1, 1, 0, 0, 0) \rightarrow inv(1, 1, 1, 1, 1)$.

With the definition of samples, we now formally define safe and unsafe zones. The word ‘‘safe’’ and ‘‘unsafe’’ comes from ‘‘safe and unsafe program states’’ in program verification, which means states that can be reached and states that conflict with the assertion (the condition to be verified).

Definition 8 (Safe Zone and Unsafe Zone). The safe zone of the predicate p , \mathcal{S}_p , is a set of positive samples. The unsafe zone of the predicate p , \mathcal{U}_p , is a set of negative samples.

The zones can be represented as symbolic expressions, such as inequalities and equations. They can contain zero samples⁷, or contain a finite or infinite number of samples. Notably, a positive sample can also be seen as a safe zone, and a negative sample can be seen as an unsafe zone.

Example 3. In \mathcal{H}_0 in Example 1, one safe zone for predicate $inv(v_0, v_1, v_2, v_3, v_4)$ is $\mathcal{S}_{inv} = \neg(v_0 \leq 0) \wedge v_1 \leq v_0 \wedge v_2 = 0 \wedge v_3 = 0 \wedge v_4 = 0$, since $s^+ \in \mathcal{S}_{inv}$ satisfies $s^+[C_0] : \top \rightarrow inv(s^+)$. One unsafe zone for predicate inv is $\mathcal{U}_{inv} = \neg(v_4 \geq v_0 v_2)$, since $s^- \in \mathcal{U}_{inv}$ satisfies $s^-[C_2] : inv(s^-) \rightarrow \perp$.

C. Incorporate Zones within Learning Iterations

Chronosymbolic Learning is a framework that incorporates zones within the learning iterations. A *Chronosymbolic Learner* proposes the hypothesis $\tilde{\mathcal{I}}[p_i]$ considering currently reasoned safe zones \mathcal{S}_{p_i} , unsafe zones \mathcal{U}_{p_i} from the reasoner with the inductive results (partitions) of the learner \mathcal{L}_{p_i} .

Several promising candidates of the hypothesis $\tilde{\mathcal{I}}[p_i]$ that can be made by *Chronosymbolic Learner*⁸ are listed in Table I. The hypotheses in Equation 4, 5, 6 are called *Chronosymbolic*

TABLE I: Several candidates of hypotheses.

Methods	Hypothesis	
BMC-styled	$\tilde{\mathcal{I}}_s[p_i] = \mathcal{S}_{p_i}$	(2)
LinearArbitrary-styled	$\tilde{\mathcal{I}}_l[p_i] = \mathcal{L}_{p_i}$	(3)
Chronosymbolic without safe zones	$\tilde{\mathcal{I}}_{lu}[p_i] = \mathcal{L}_{p_i} \wedge \neg \mathcal{U}_{p_i}$	(4)
Chronosymbolic without unsafe zones	$\tilde{\mathcal{I}}_{sl}[p_i] = \mathcal{S}_{p_i} \vee \mathcal{L}_{p_i}$	(5)
Chronosymbolic	$\tilde{\mathcal{I}}_{slu}[p_i] = \mathcal{S}_{p_i} \vee (\mathcal{L}_{p_i} \wedge \neg \mathcal{U}_{p_i})$	(6)

hypotheses of predicate p_i , as it contains the information provided by the learner and the reasoner. We have the following lemma:

Lemma 1. $\tilde{\mathcal{I}}_{slu} \succeq \{\tilde{\mathcal{I}}_{sl}, \tilde{\mathcal{I}}_{lu}\} \succeq \tilde{\mathcal{I}}_l$, where $A \succeq B$ denotes that A is a solution interpretation of the CHC system \mathcal{H} whenever B is a solution interpretation.

Intuitively, Lemma 1 shows the order of the feasibility of becoming a solution of predicate p_i . We give a proof sketch for $\tilde{\mathcal{I}}_{sl} \succeq \tilde{\mathcal{I}}_l$ and proofs for others are similar. Assume $\tilde{\mathcal{I}}_l[p_i] = \mathcal{L}_{p_i}$ is a solution interpretation of \mathcal{H} , and then by Definition 5, we have for each positive sample s^+ , $\tilde{\mathcal{I}}_l[p_i](s^+) = \top$, i.e., $s^+ \in \tilde{\mathcal{I}}_l[p_i]$. According to Definition 8, the safe zone \mathcal{S}_{p_i} is a set of positive samples, and we have $\mathcal{S}_{p_i} \subset \tilde{\mathcal{I}}_l[p_i]$. We now have $\tilde{\mathcal{I}}_{sl}[p_i] = \mathcal{S}_{p_i} \wedge \tilde{\mathcal{I}}_l[p_i] = \tilde{\mathcal{I}}_l[p_i]$ and $\tilde{\mathcal{I}}_{sl}[p_i]$ is also a solution interpretation. Thus, we can conclude $\tilde{\mathcal{I}}_{sl} \succeq \tilde{\mathcal{I}}_l$.

In practice, if we always use one above-mentioned hypothesis pattern, using Equation 6 does achieve the best result, as it generally carries more information summarized by both the learner and the reasoner. However, it is not always the case for a single instance, since the zones may carry ‘‘distractive’’ information⁹. To address this issue, we can manually apply adequate strategies on each instance, or use a scheduler to alternate those candidate hypotheses over time. In the experiment, we will show the performance gain of applying different strategies.

D. Overall Algorithm

The overall algorithm is described in Algorithm 1, where the solid bullet points mean ‘‘mandatory’’ and the unfilled bullet points mean ‘‘optional’’, indicating that it may not be necessary to do this in each iteration.

The algorithm takes a CHC system \mathcal{H} as input and outputs a solution of it. We first initialize the zones, hypotheses, UNSAT flag, and dataset properly in lines 1-4. The outer while loop from lines 5 to 18 checks if a solution of \mathcal{H} is reached, and if not, it starts a new epoch and continues solving. In line 5, `SMTCheck($\tilde{\mathcal{I}}[C_i]$)` calls the back-end SMT solver to check the satisfiability of a CHC \mathcal{C}_i under current hypothesis

⁹Such information may change the solution space of the back-end SMT solver, and the teacher may also end up returning counterexamples that lead to less progress for the learner.

⁷In this case, the zone is \perp .

⁸This is the procedure `makeHypothesis()` in Algorithm 1.

Algorithm 1 Chronosymbolic Learning (\mathcal{H})

input: A CHC system $\mathcal{H} = \{\mathcal{C}_0, \dots, \mathcal{C}_n\}$

- 1: • Initialize safe and unsafe zones
 $\forall p_i, (\mathcal{S}_{p_i}, \mathcal{U}_{p_i}) \leftarrow (\perp, \perp)$
- 2: • Initialize the hypotheses $\forall p_i, \tilde{\mathcal{I}}_{p_i} \leftarrow \top$
- 3: • Initialize UNSAT flag $is_unsat \leftarrow (\top, \perp)$
- 4: • Initialize the dataset $\mathcal{D} \leftarrow \emptyset$
- 5: **while** not is_unsat and $\exists \mathcal{C}_i$, not $\text{SMTCheck}(\tilde{\mathcal{I}}[\mathcal{C}_i])$ **do**
- 6: ◦ Reasoning and UNSAT checking
 $(\mathcal{S}, \mathcal{U}, is_unsat) \leftarrow \text{reason}(\mathcal{H}, \mathcal{S}, \mathcal{U})$
- 7: ◦ Sample from zones and add to \mathcal{D}
 $\mathcal{D} \leftarrow \text{sampling}(\mathcal{S}, \mathcal{U}, \mathcal{D})$
- 8: **for** each $\mathcal{C}_i \in \mathcal{H}$ **do**
- 9: **while** not $\text{SMTCheck}(\tilde{\mathcal{I}}[\mathcal{C}_i])$ **do**
- 10: • Find counterexample(s)
 $c \leftarrow \text{SMTModel}(\tilde{\mathcal{I}}[\mathcal{C}_i])$
- 11: • Convert counterexample(s) to samples
 $s \leftarrow \text{converting}(c)$
- 12: • UNSAT checking
 $is_unsat \leftarrow \text{checkUNSAT}(\mathcal{D}, s)$
- 13: • Add samples to \mathcal{D} $\mathcal{D} \leftarrow s$, if not is_unsat
- 14: • Learn a partition $\mathcal{L} \leftarrow \text{learn}(\mathcal{D})$
- 15: • Update the hypothesis
 $\tilde{\mathcal{I}} \leftarrow \text{makeHypothesis}(\mathcal{S}, \mathcal{U}, \mathcal{L})$
- 16: **end while**
- 17: **end for**
- 18: **end while**

output: A solution $(is_unsat, \tilde{\mathcal{I}})$ for the CHC system \mathcal{H}

interpretation $\tilde{\mathcal{I}}$. In line 6, the reasoner refines the zones and checks if the zones overlap (see Section V). Line 7 is the *sampling* procedure described in Section IV-B.

The for loop from line 8 to 17 iteratively finds a UNSAT CHC, and updates the hypothesis until it is SAT¹⁰. In the inner while loop in lines 10-13, we find one or a batch of counterexamples, convert them into samples, and add them to the dataset after the UNSAT checking passes. $\text{SMTModel}(\tilde{\mathcal{I}}[\mathcal{C}_i])$ in line 10 calls the back-end SMT solver to return a counterexample that explains why the current hypothesis is invalid. Once the dataset has been updated, in lines 14-15, the learner induces a new partition, and we can then update the Chronosymbolic hypothesis using some ways to combine the information of the zones and the partition, which is described in III-C. The new hypothesis is guaranteed to make progress because it incorporates the new information collected in this iteration.

IV. LEARNER: DATA-DRIVEN CHC SOLVING

This section introduces the *learner* module in our instance of the proposed framework. The proposed method is

¹⁰There is an alternative design choice that updates the hypothesis only once and moves to the next UNSAT CHC, which can achieve a better result in some cases.

an induction-based and CEGAR-inspired [10] CHC solving scheme that can work well with the idea of ICE-learning [21].

To enable the method to work properly, the learner in our tool is equipped with two sub-modules: the *dataset* and the *machine learning toolchain*. The dataset stores the positive and negative samples for the learner to do inductive learning. The machine learning toolchain introduced in Section II-C takes the samples in the dataset as input and outputs a *partition* that can correctly classify all these samples.

A. Converting: From Counterexamples to Samples

As we can see in Fig. 2, the counterexample provided by the teacher plays an essential part in the learning loop. The counterexample offers the learner information about why the current hypothesis is incorrect and how to improve it. Here we formally define the term *counterexample*.

Definition 9 (Counterexample). A counterexample $c = ((c_{p_1}, \dots, c_{p_k}), c_h)$ for an interpreted CHC $\mathcal{I}[\mathcal{C}] : \forall \mathcal{X} \cdot \phi \wedge \mathcal{I}[p_1](T_1) \wedge \dots \wedge \mathcal{I}[p_k](T_k) \rightarrow \mathcal{I}[h](T)$, $k \geq 0$ is a value assignment for variables \mathcal{X} , such that under the interpretation \mathcal{I} and such an assignment, $\mathcal{I}[\mathcal{C}]$ is UNSAT.

Example 4. In \mathcal{H}_0 in Example 1, given that the current hypothesis of predicate $inv(v_0, v_1, v_2, v_3, v_4)$ is $\tilde{\mathcal{I}}[inv] = v_3 \leq 1$, a counterexample for \mathcal{C}_1 could be $c = (((2, 0, 0, 0, 0)), (2, 0, 1, 2, 0))$, as it makes $\tilde{\mathcal{I}}[\mathcal{C}_1] : \top \rightarrow \perp$.

The counterexamples can be converted into positive, negative, or implication samples through the *converting* procedure in Fig. 2 and Section IV-A. In addition, the implication samples can also be converted into positive or negative samples through this procedure.

The method is also inspired by *Counterexample Guided Abstraction Refinement* (CEGAR) [10], which is a process that constructs a series of increasingly accurate abstractions driven by the accumulation of the counterexamples. In the context of CHC solving, the increase in the counterexamples provides more information, making the hypothesis more and more accurate.

Now we shed light on the *converting* procedure in Fig. 2 and Algorithm 1. We introduce a three-way converting scheme that can convert counterexamples to positive, negative, and implication samples according to the type of the CHC. This could also be seen as sampling the CHC system in three directions: forward, backward, and midway.

Lemma 2 (Sample Converting). *The counterexample of a fact can provide a positive sample for the head predicate. If a query is linear, the counterexample of the query can provide a negative sample for the body predicate. The counterexample of a rule can provide an implication sample from the body predicate(s) to the head predicate, if the rule is not a fact.*

In order to make all implication samples available for conversion, we define the term *tentative sample*¹¹ as follows.

¹¹We can also define *tentative zones* to make an IC3-styled reasoner possible, but this is beyond our scope of discussion.

Definition 10 (Tentative Sample). *A tentative positive (negative) sample \tilde{s}^+ (\tilde{s}^-) of predicate p is a data point such that, after using some generalization methods, the learner tentatively deems it to be a positive (negative) sample, but the sample may not meet the requirements in Definition 5 (6).*

Lemma 3 (Implication Sample Converting). *For an implication sample s^\rightarrow , if the n samples in $(s_1^\rightarrow, \dots, s_n^\rightarrow)$ are all positive samples, then s_{head}^\rightarrow is a positive sample. If samples in s_{head}^\rightarrow is a negative sample, and $n = 1$, the sample s_1^\rightarrow is a negative sample. Otherwise, the sample can only be converted into tentative positive or negative samples, whose categories make the logical implication hold.*

Empirically, converting all such unsure samples into negative tentative samples is a good design choice¹². As the tentative samples are not guaranteed to be positive or negative samples, they should be cleared periodically to prevent keeping the “wrong guess” in a certain tentative category forever.

After such conversion, from our learner’s perspective, there are only positive and negative samples, and it is natural to reduce the problem as a classification problem and make full use of the machine learning toolchain in Section II-C.

B. Sampling: Obtain Data Points from Zones

In order to find more data points and maximize the usage of the zones, we provide an alternative strategy of data collection, i.e., *sampling* data points from zones. This is the *sampling* procedure shown in Fig. 2 and Algorithm 1.

Sampling is a procedure that selects a sample from a zone. Typically, it calls the back-end SMT solver with a safe (unsafe) zone as the input constraint. The SMT solver will return a positive (negative) data point in the zone. The procedure should also prevent sampling data points that are already in the dataset, which can be realized by some additional constraints.

C. UNSAT Checking

In this subsection, we introduce two cases that show when the learner can determine the CHC system as UNSAT. If the CHC system represents a program, the UNSAT result implies the program is buggy.

Lemma 4 (Sample-Sample Conflict). *If there exists a sample s for predicate p in \mathcal{H} that is a positive sample and a negative sample at the same time, the CHC system \mathcal{H} is UNSAT.*

According to the Definition 5 and 6, if s is simultaneously a positive and negative sample, to make \mathcal{H} SAT, we have $p(s) = \top$ and $p(s) = \perp$, which contradict each other. Hence, \mathcal{H} is UNSAT.

Lemma 5 (Sample-Zone Conflict). *If there exists a sample s for predicate p in \mathcal{H} that is a positive sample and is in an unsafe zone, or is a negative sample and is in a safe zone, the CHC system \mathcal{H} is UNSAT.*

¹²There are some other design choices, but the comparison is beyond our scope of discussion.

With Definition 8, we know sample-zone conflict can be reduced to sample-sample conflict, the case in Lemma 4.

V. REASONER: ZONES DISCOVERY

We propose a simple BMC-styled¹³ logical reasoning procedure for inferring safe and unsafe zones. It serves as the *reasoner* of our instance of *Chronosymbolic Learning*. The reasoner is not expected to reason about a complete hypothesis, but to provide a “partial solution” in the format of safe and unsafe zones, which collaborates well with the learner. In this section, we elaborate on function `reason()` in Algorithm 1 which is mainly three-fold: initialization of zones, expansion of zones, and UNSAT checking.

A. Initialization of Zones

We provide a few more lemmas that introduce one example way to choose the initial safe and unsafe zones. Each lemma discusses a zone for a predicate. Given that all the variables used by the CHC discussed in each of the following lemmas are denoted as \mathcal{X} . Among them, the variables used by the discussed predicate are denoted as $\mathcal{X}_{used} \subseteq \mathcal{X}$. The other variables are called “free variables”, $\mathcal{X}_{free} = \mathcal{X} \setminus \mathcal{X}_{used} \subseteq \mathcal{X}$.

Lemma 6 (Initial Safe Zones). *A fact $\mathcal{C}_f : \phi_f \rightarrow h_f(T)$ can produce a safe zone $\mathcal{S}_{h_f}^0(T) = \exists \mathcal{X}_{free}, \phi_f$ for the head predicate h_f .*

Let us set $h_f(T)$ as \perp . By Definition 8 and Lemma 2, samples in $\mathcal{S}_{h_f}^0(T)$ are all positive samples. Hence, $\mathcal{S}_{h_f}^0$ is a valid safe zone.

Lemma 7 (Initial Unsafe Zones). *A linear query $\mathcal{C}_q : \phi_q \wedge p_q(T) \rightarrow \perp$ can produce an unsafe zone $\mathcal{U}_{p_q}^0(T) = \exists \mathcal{X}_{free}, \phi_q$ for the body predicate p_q .*

Let us set $p_q(T)$ as \top . By Definition 8 and Lemma 2, samples in $\mathcal{U}_{p_q}^0(T)$ are all negative samples. Hence, $\mathcal{U}_{p_q}^0$ is a valid unsafe zone.

B. Expansion of the Zones

We then discuss one possible way to expand a given zone.

Lemma 8 (Forward Expansion). *From given safe zones $\mathcal{S}_{p_i}^m$, we can expand it in one forward transition by a rule $\mathcal{C}_r : \phi \wedge p_1(T_1) \wedge \dots \wedge p_k(T_k) \rightarrow h(T)$ to get an expanded safe zone \mathcal{S}_h^{m+1} , if the rule is not a fact. The expanded safe zone $\mathcal{S}_h^{m+1}(T) = \exists \mathcal{X}_{free}, \phi \wedge \mathcal{S}_{p_1}^m(T_1) \wedge \dots \wedge \mathcal{S}_{p_k}^m(T_k)$.*

Lemma 9 (Backward Expansion). *From a given unsafe zone \mathcal{U}_h^m , we can expand it in one backward transition by a linear rule $\mathcal{C}_r : \phi \wedge p(T_0) \rightarrow h(T)$ to get an expanded unsafe zone \mathcal{U}_p^{m+1} , if the rule is not a fact. The expanded unsafe zone $\mathcal{U}_p^{m+1}(T_0) = \exists \mathcal{X}_{free}, \phi \wedge \mathcal{U}_h^m$.*

From the perspective of program verification, the forward expansion incorporates more information about the states that can be reached. The backward expansion expands the set

¹³The reasoner could also resemble other reasoning-based CHC solvers such as IC3.

of states that the program is deemed to be unsafe if those states are reached. Note that the expansion operation may be expensive, and overly expanding leads to a heavy burden for the back-end SMT solver. Thus, the expansion of zones should be controlled carefully.

C. UNSAT Checking

We further discuss the case when the reasoner determines UNSAT.

Lemma 10 (Zone-Zone Conflict). *If there exists a predicate p in \mathcal{H} that its safe zone \mathcal{S}_p and unsafe zone \mathcal{U}_p overlap, i.e., the constraint $\mathcal{S}_p \wedge \mathcal{U}_p$ is SAT, the CHC system is \mathcal{H} is UNSAT.*

According to Definition 8, we sample one data point from the overlap of zones, and we can then apply Lemma 5 to prove Lemma 10.

D. Implementation Details

As for the learner, the DT and SVM implementation is almost the same as [17]. For DT, the algorithm we used is C5.0 [23]. We add some default features that can make the tool more efficient. Some of those features provide common patterns in inductive invariants, such as the octagon abstract domain [24] ($\pm v_1 \pm v_2 \geq c$). The other features provide extensions for some non-linear operators, e.g., `mod`. We implement an auto-find feature that finds the “`mod k`” patterns in the CHC system automatically. It resembles the idea of some synthesis-based methods like *FreqHorn* [25], which takes patterns often appearing in the program to be verified as a part of the grammar. For more detail on the machine learning toolchain, please refer to Section II-C and [17]. For the dataset described in Section IV, we provide two ways of implementation. One way is to collect all data samples up till the current iteration, and send all samples to the learner. This approach is accurate and is guaranteed to make progress, but it is more and more burdensome for the learner to induce a partition. Another way is only to keep recent a positive samples and b negative samples in a queue. This method makes the learner more efficient, but less precise and has no guarantee to make progress. Empirically, the two approaches achieve nearly the same performance.

As for the reasoner, our implementation is a lightweight one and is designed to assist the learner in making better hypotheses. To make the zones simple, our implementation only initializes and expands at the beginning of the learning iterations. The simple zones bring less burden to the back-end SMT solver, which makes the guess-and-check procedure to be smooth. The expansion of zones is also controlled by several hyperparameters to keep the zones lightweight, and some examples are shown in Section VI-A.

To handle CHC systems in different styles and formats, we preprocess the input CHC system in these aspects: 1) rewrite the terms in predicates to ensure that the predicates are only parameterized by distinctive variables (such as $p(v_0, v_1, v_2)$); 2) clear and propagate predicates that must be \top or \perp ; 3) simplify the inner structure of each CHC if possible.

We also implement a detailed logging system that can provide versatile logs. Some examples are provided along with our artifact.

VI. EXPERIMENTS

A. Experimental Settings

a) Benchmarks: Our benchmarking dataset is a collection of widely-used arithmetic CHC benchmarks from some related works [26], [25], [16] and SV-COMP¹⁴, collected by FreqHorn [25]. It is a suite of 288 instances in total, in which 235 are safe ones, and 53 are unsafe ones. The instances are lightweight, arithmetic CHC solving benchmarks, but many of them require non-trivial effort to reason about the correct interpretation due to the complexity of the arithmetic. Most instances are under linear arithmetic, and a few instances require the ability to deal with some simple non-linear arithmetic.

b) Implementation Details: Our implementation of *Chronosymbolic Learning* is built in Python 3.10. The back-end SMT solver we use is Microsoft Z3 [27] 4.8.11.0. Our tool supports both the SMT-LIB2 [28] format and the Datalog (rule-query) format. Details see Appendix.

c) Hyperparameters: For the learner, in SVM, the C parameter is set to 1. The upper limit of the coefficients in the hyperplanes is set to 10. For the reasoner, as for zone expansion strategy, to avoid the zones being over-complicated and slowing down the back-end solver, if the length¹⁵ of the body constraint is larger than 500, the CHC is skipped when expanding. If the length of a zone is larger than 1500, the expansion of this zone is stopped. If the expansion of a zone introduces a quantifier that is not able to eliminate, the expansion procedure of this zone would also be stopped.

d) Experiment Setup: We set the timeout of solving a CHC system instance as 360 seconds for all tools. Since there is some randomness in the tools, we repeat three times for each experiment and report the best result.

B. Baselines

State-of-the-art off-the-shelf CHC solvers can be mainly classified into three categories: reasoning-based, synthesis-based, and induction-based CHC solvers (see Section VII). We compare our method against the representatives of the three types of solvers as follows:

a) LinearArbitrary: LinearArbitrary [17] is the state-of-the-art induction-based solver that learns inductive invariants from the samples derived by counterexample using SVM and DT. We use the default hyperparameters in the paper and their open-source code¹⁶ to conduct the experiment. The implementation only supports C programs and Datalog (rule-query) format of CHC instances.

¹⁴<http://sv-comp.sosy-lab.org/>

¹⁵The “length” refers to the size of the internal representation of Z3. More details can be found in Appendix.

¹⁶<https://github.com/GaloisInc/LinearArbitrary-SeaHorn>

b) *FreqHorn*: FreqHorn¹⁷ [25] is a representative of synthesis-based solvers that synthesizes the invariant using the frequency distribution of patterns. It cannot determine the CHC system as UNSAT, and it resorts to other external tools to do that. In the experiment, we follow the default settings of the tool.

c) *Spacer and GSpacer*: Spacer [14] is a powerful SMT-based CHC-solving engine serving as the default CHC engine in Microsoft Z3¹⁸ [27]. The experiment is conducted under the default settings of Microsoft Z3 4.8.11.0. GSpacer¹⁹ [19] achieves state-of-the-art on many existing CHC benchmarks by extending with some manually designed global guidance heuristics. In order to achieve the best result, we enable all the global heuristics, including the subsume, concretize, and conjecture rules.

C. Performance Evaluation

The performance comparison with each baseline is shown in Table II. The configuration “Chronosymbolic-single” stands for the best result in a single run of our solver²⁰. In this setting, all instances are tested in a fixed set of hyperparameters. “Chronosymbolic-cover” stands for all solved benchmarks covered by 13 runs²¹, using different strategies and hyperparameters of our tool, which shows the potential ability of our framework if we choose adequate strategies and hyperparameters for each instance. We do not show the timing for this setting because the time to solve a certain benchmark varies among different runs. Fig. 3 shows the runtime comparison of our tool and baselines.

The result shows that, even in the Chronosymbolic-single setting, our tool successfully solves 17 more instances than the best solver among other comparison approaches, GSpacer, and generally beats other solvers in terms of speed, though our tool is implemented in Python. This result shows that our tool can achieve considerable performance even without careful tuning for each CHC instance. For the Chronosymbolic-cover setting, the result is more significant than other candidates, which indicates the necessity of finding adequate strategies for different instances. Among other approaches, GSpacer performs the best on solved instances and time consumed, which is shown in other literature. Nevertheless, in the experiment, we find that Spacer, GSpacer, and LinearArbitrary fail to solve most of the instances with non-linear arithmetic. FreqHorn can solve some of them, but fails in all unsafe instances without the resort to external tools. Our approach can also handle some of the non-linear arithmetic benchmarks because our reasoner can provide zones in non-linear arithmetic.

D. Ablation Study

We study the effectiveness of the key parts of our framework through the ablation study: the learner and the reasoner.

For the reasoner, we compare the result of not providing safe zones, not providing unsafe zones, and neither. We experiment with taking the learner away as a whole and run our tool with the mere reasoner. While conducting the ablation study, we keep the other settings and hyperparameters the same as Chronosymbolic-single.

From Table III, as expected, Chronosymbolic-single comprehensively outperforms all other configurations, which shows that each component of our framework is indispensable. It is also clear that each zone provides useful information to the hypothesis, making the result of Chronosymbolic without both zones worse than without safe and unsafe zones. As mentioned in Section V-B and Appendix, our reasoner is lightweight and is designed to assist the learner. Thus, the result for not using a learner is the worst, but is able to get the result quickly.

The result also shows that our learner²² performs much better than LinearArbitrary, as we have a more comprehensive converting and sampling scheme.

VII. RELATED WORK

There is a plethora of work on CHC solving that provides numerous artifacts for software model checking, verification, safe inductive invariant generation, and other applications. Modern CHC solvers are mainly based on the following three categories of techniques.

a) *Reasoning-based CHC solvers.*: Solvers in this category maximize the power of logical reasoning and utilize a series of heuristics to accelerate the reasoning engine. The classic methods are mostly SAT-based, which provides important fundamentals for such solvers. *Bounded Model Checking* (BMC) [1] encodes the initial states, transitions, and bad states into logical variables, and unfolds k transitions to form a logical formula. However, it only provides a *bounded* proof that can only show the correctness within a certain number of transitions. Based on BMC, *Craig Interpolation* [11] also tries to find the “interpolant” that serves as an over-approximating summary of reachable states. If such interpolant is a “fixed-point”, then an *unbounded* proof, or an inductive invariant is found. *ELDARICA* [29] is an instance of maximizing the power of Craig Interpolation, as it constructs an abstract reachability graph that would witness the satisfiability of CHCs through interpolation. IC3 and PDR [12], [30] largely improve the performance of finding the unbounded proof by *incrementally* organized SAT-solving. It keeps an over-approximation of unsafe states by recursively blocking them and generalizing the blocking lemmas. Modern reasoning-based solvers embrace the power of SMT solvers to make them more extensible to a broader context. *Spacer*[14] is a representative work on combining SMT-solving techniques with IC3/PDR-styled unbounded model checking, which is also the current default engine in Microsoft Z3 [27] in CHC solving. It keeps both an under-approximation of currently reached states and an over-approximation of unsafe states. *GSpacer* [19] adds global guidance heuristics (subsume, concretize and conjecture rules) to enhance Spacer. The heuristics can address

¹⁷<https://github.com/freqhorn/freqhorn>

¹⁸<https://github.com/Z3Prover/z3>

¹⁹<https://github.com/hgvk94/z3/commits/ggbranch>

²⁰The implementation details of our tool are in Appendix.

²¹The detailed hyperparameters and strategies used are included in Appendix.

²²“Without both zones” indicates that the reasoner does not participate.

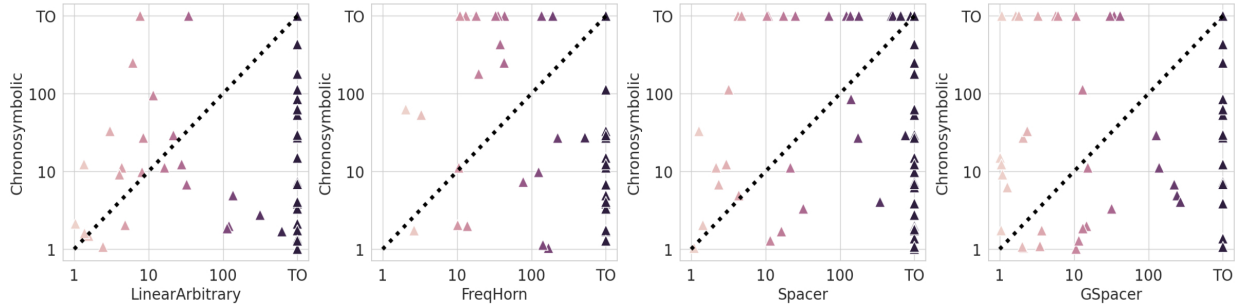


Fig. 3: Running time comparison of *Chronosymbolic Learning* and baselines, where the timeout (TO) is 360 seconds. The points below the diagonal indicate instances on which *Chronosymbolic-single* outperforms baselines. Here, we only plot non-trivial instances (i.e., solving time takes ≥ 1 second for both solvers).

TABLE II: Performance evaluation of methods. “#total” stands for the total number of solved instances and “percentage” for the percentage of solved ones among all 288 instances, “#safe” for solved ones among 235 safe instances, “#unsafe” for solved ones among 53 unsafe instances. For timing, “avg-time” is the average time consumed on each instance (including timeout or crashed ones), and “avg-time-solved” is the average time consumed on each solved instance.

Method	#total	percentage	#safe	#unsafe	avg-time (s)	avg-time-solved (s)
LinearArbitrary	187	64.93%	148	39	135.0	13.48
FreqHorn	191	66.32%	191	0	129.1	11.80
Spacer	184	63.89%	132	52	132.8	15.30
GSpacer	220	76.39%	174	46	83.50	7.83
Chronosymbolic-single	237	82.29%	189	48	68.33	7.51
Chronosymbolic-cover	255	88.54%	207	48	-	-

TABLE III: Ablation study for different configurations of *Chronosymbolic Learning*.

Configuration	#total	percentage	#safe	#unsafe	avg-time (s)	avg-time-solved (s)
without safe zones	228	79.17%	183	45	78.56	9.11
without unsafe zones	218	75.69%	173	45	94.75	12.87
without both zones	211	73.26%	166	45	93.84	10.09
without learner	131	45.49%	96	35	196.3	0.16
Chronosymbolic-single	237	82.29%	189	48	68.33	7.51

the issue that IC3-styled algorithms only focus on the “local” information within a transition, but ignore the global trend. Empirical results show that, such heuristics are powerful in model checking and helps GSpacer achieve state-of-the-art performance on general CHC solving.

b) *Synthesis-based CHC solvers.*: Methods in this category typically reduce the CHC solving problem into an invariant synthesis problem, which aims to construct an inductive invariant under the *semantic* constraint (i.e., after plugging into the invariant, the CHC system should be satisfied) and the *syntactic* constraint (e.g., a grammar, or a template). Many of such methods are heavily inspired by the concept of *Counterexample Guided Inductive Synthesis* (CEGIS), where the synthesizer is forced to produce proposals that are consistent with the counterexamples collected so far. *Code2Inv* [18] uses a graph neural network to encode the program snippet, and applies reinforcement learning to construct the solution of the inductive invariant. However, it designs for discovering the loop invariant, which only applies to the CHC system with only one unknown predicate. *FreqHorn* [25] first generates a grammar that is coherent to the program and a distribution over symbols (according to the frequency in the program), and then synthesizes the invariant using the distribution. *InvGen*

[26] combines data-driven Boolean learning and synthesis-based feature learning. *G-CLN* [31] uses a template-based differentiable method to generate loop invariants from program traces. It can handle some non-linear benchmarks, but detailed hyperparameter tuning for each benchmark is required, which hampers its generality.

c) *Induction-based CHC solvers.*: Instead of explicitly constructing the interpretation of unknown predicates, induction-based CHC solvers directly learns such an interpretation by induction. Works in this category are highly inspired by the paradigm of *learning* [21], where the invariant is generated and improved by the interaction of a teacher (also called oracle) and a learner. The *ICE-learning* framework [21] provides a convergent and robust learning paradigm. HoIce [32] extends the ICE framework to non-linear CHCs. *ICE-DT* [16] introduces a DT algorithm that adapts to a dataset that has positive, negative, and implication samples. *Interval ICE-DT* [33] generalizes samples generated from counterexamples based on the UNSAT core technique to closed intervals, which enhances their expressiveness. *LinearArbitrary* [17] is the most relevant work to ours. It collects samples by checking and unwinding CHCs, and learns inductive invariants from them using SVM and DT [23] within the CEGAR-like [10] learning

iterations. But this approach, due to the “black-box” nature, is completely agnostic to the CHC system itself, and some immediate prior knowledge needs to be relearned by the machine learning toolchain.

VIII. FUTURE WORK

Despite the success, there is much future work for us to do. First off, our learner (i.e., the machine learning toolchain) is just designed for generating linear expressions (and some very simple non-linear operators like `mod`), which is difficult to handle CHCs with complex non-linear arithmetic very well (can only try to solve them through *expansion* of the zones). More adaptation work should be done to enable the search from more general abstract domains. Second, our strategy for finding the safe and unsafe zones is relatively primitive. More advanced logical reasoning algorithms can be tried out for computing those zones, e.g., Spacer-styled algorithms. Thirdly, in our implementation, different strategies of learning could affect which subset of the benchmarks can be solved. We plan to do more analysis on how the strategies affect performance and attempt to automate the selection of a suitable strategy for each instance. Last but not least, currently our tool only uses elementary algorithms to reason about the safe and unsafe zones, which is not optimized for large CHC systems (e.g., many instances in CHC-COMP²³). We plan to devote more effort into engineering to improve the scalability of our toolkit.

IX. CONCLUSION

In this work, we propose *Chronosymbolic Learning*, a framework that can synergize reasoning-based techniques with data-driven based CHC solving. We also provide a simple yet effective instance of *Chronosymbolic Learning* to show how it works and the potential of our proposed method. The experiment shows that on the dataset with 288 widely-used arithmetic CHC benchmarks, our tool outperforms several state-of-the-art CHC solvers, including reasoning-based, synthesis-based, and induction-based methods.

ACKNOWLEDGMENT

We would like to thank Hari Govind Vadiramana Krishnan, and Arie Gurfinkel for providing information about Z3 solver [27], Spacer and GSpacer, Zhixin Xiong and Adam Weiss for conducting some initial work, Breandan Considine for proofreading, and Zhaoyu Li and Chuqin Geng for sharing ideas.

REFERENCES

- [1] E. Clarke, A. Biere, R. Raimi, and Y. Zhu, “Bounded model checking using satisfiability solving,” *Formal methods in system design*, vol. 19, no. 1, pp. 7–34, 2001.
- [2] N. Bjørner, A. Gurfinkel, K. McMillan, and A. Rybalchenko, “Horn clause solvers for program verification,” in *Fields of Logic and Computation II*. Springer, 2015, pp. 24–51.
- [3] A. Gurfinkel, T. Kahsai, A. Komuravelli, and J. A. Navas, “The seahorn verification framework,” in *Computer Aided Verification: 27th International Conference, CAV 2015, San Francisco, CA, USA, July 18–24, 2015, Proceedings, Part I*. Springer, 2015, pp. 343–361.
- [4] T. Kahsai, P. Rümmer, H. Sanchez, and M. Schäf, “Jayhorn: A framework for verifying java programs,” in *Computer Aided Verification: 28th International Conference, CAV 2016, Toronto, ON, Canada, July 17–23, 2016, Proceedings, Part I 28*. Springer, 2016, pp. 352–358.
- [5] Y. Matsushita, T. Tsukada, and N. Kobayashi, “RustHorn: CHC-based verification for rust programs,” *ACM Trans. Program. Lang. Syst.*, vol. 43, no. 4, pp. 15:1–15:54, 2021.
- [6] S. Grebenshchikov, N. P. Lopes, C. Popeea, and A. Rybalchenko, “Synthesizing software verifiers from proof rules,” in *ACM SIGPLAN Conference on Programming Language Design and Implementation, PLDI ’12, Beijing, China - June 11 - 16, 2012*. ACM, 2012, pp. 405–416.
- [7] A. Gurfinkel, S. Shoham, and Y. Meshman, “SMT-based verification of parameterized systems,” in *Proceedings of the 24th ACM SIGSOFT International Symposium on Foundations of Software Engineering, FSE 2016, Seattle, WA, USA, November 13–18, 2016*. ACM, 2016, pp. 338–348.
- [8] B. Tan, B. Mariano, S. K. Lahiri, I. Dillig, and Y. Feng, “SolType: refinement types for arithmetic overflow in solidity,” *Proc. ACM Program. Lang.*, vol. 6, no. POPL, pp. 1–29, 2022.
- [9] A. Gurfinkel, “Program verification with constrained horn clauses,” in *Computer Aided Verification: 34th International Conference, CAV 2022, Haifa, Israel, August 7–10, 2022, Proceedings, Part I*. Springer, 2022, pp. 19–29.
- [10] E. Clarke, O. Grumberg, S. Jha, Y. Lu, and H. Veith, “Counterexample-guided abstraction refinement,” in *Computer Aided Verification*, E. A. Emerson and A. P. Sistla, Eds. Berlin, Heidelberg: Springer Berlin Heidelberg, 2000, pp. 154–169.
- [11] K. L. McMillan, “Interpolation and sat-based model checking,” in *International Conference on Computer Aided Verification*. Springer, 2003, pp. 1–13.
- [12] A. R. Bradley, “Sat-based model checking without unrolling,” in *International Workshop on Verification, Model Checking, and Abstract Interpretation*. Springer, 2011, pp. 70–87.
- [13] N. Eén, A. Mishchenko, and R. K. Brayton, “Efficient implementation of property directed reachability,” in *International Conference on Formal Methods in Computer-Aided Design, FMCAD ’11, Austin, TX, USA, October 30 - November 02, 2011*. FMCAD Inc., 2011, pp. 125–134.
- [14] A. Komuravelli, A. Gurfinkel, S. Chaki, and E. M. Clarke, “Automatic abstraction in SMT-based unbounded software model checking,” in *International Conference on Computer Aided Verification*. Springer, 2013, pp. 846–862.
- [15] S. Padhi, R. Sharma, and T. D. Millstein, “Data-driven precondition inference with learned features,” in *Proceedings of the 37th ACM SIGPLAN Conference on Programming Language Design and Implementation, PLDI 2016, Santa Barbara, CA, USA, June 13–17, 2016*. ACM, 2016, pp. 42–56.
- [16] P. Garg, D. Neider, P. Madhusudan, and D. Roth, “Learning invariants using decision trees and implication counterexamples,” *ACM Sigplan Notices*, vol. 51, no. 1, pp. 499–512, 2016.
- [17] H. Zhu, S. Magill, and S. Jagannathan, “A data-driven chc solver,” *ACM SIGPLAN Notices*, vol. 53, no. 4, pp. 707–721, 2018.
- [18] X. Si, A. Naik, H. Dai, M. Naik, and L. Song, “Code2Inv: A deep learning framework for program verification,” in *International Conference on Computer Aided Verification*. Springer, 2020, pp. 151–164.
- [19] H. G. Vadiramana Krishnan, Y. Chen, S. Shoham, and A. Gurfinkel, “Global guidance for local generalization in model checking,” in *International Conference on Computer Aided Verification*. Springer, 2020, pp. 101–125.
- [20] N. Bjørner, K. McMillan, and A. Rybalchenko, “On solving universally quantified horn clauses,” in *International Static Analysis Symposium*. Springer, 2013, pp. 105–125.
- [21] P. Garg, C. Löding, P. Madhusudan, and D. Neider, “Ice: A robust framework for learning invariants,” in *International Conference on Computer Aided Verification*. Springer, 2014, pp. 69–87.
- [22] C. Flanagan and K. R. M. Leino, “Houdini, an annotation assistant for eschjava,” in *FME 2001: Formal Methods for Increasing Software Productivity: International Symposium of Formal Methods Europe Berlin, Germany, March 12–16, 2001 Proceedings*. Springer, 2001, pp. 500–517.
- [23] S. L. Salzberg, “C4. 5: Programs for machine learning by j. ross quinlan. morgan kaufmann publishers, inc., 1993,” 1994.
- [24] A. Miné, “The octagon abstract domain,” *Higher-order and symbolic computation*, vol. 19, no. 1, pp. 31–100, 2006.

²³<https://chc-comp.github.io/>

- [25] G. Fedyukovich, S. Prabhu, K. Madhukar, and A. Gupta, "Solving constrained horn clauses using syntax and data," in *2018 Formal Methods in Computer Aided Design (FMCAD)*. IEEE, 2018, pp. 1–9.
- [26] I. Dillig, T. Dillig, B. Li, and K. McMillan, "Inductive invariant generation via abductive inference," *Acm Sigplan Notices*, vol. 48, no. 10, pp. 443–456, 2013.
- [27] L. De Moura and N. Bjørner, "Z3: An efficient SMT solver," in *International conference on Tools and Algorithms for the Construction and Analysis of Systems*. Springer, 2008, pp. 337–340.
- [28] C. Barrett, P. Fontaine, and C. Tinelli, "The Satisfiability Modulo Theories Library (SMT-LIB)," www.SMT-LIB.org, 2016.
- [29] H. Hojjat and P. Rümmer, "The eldarica horn solver," in *2018 Formal Methods in Computer Aided Design (FMCAD)*. IEEE, 2018, pp. 1–7.
- [30] Y. Vizel and A. Gurfinkel, "Interpolating property directed reachability," in *International Conference on Computer Aided Verification*. Springer, 2014, pp. 260–276.
- [31] J. Yao, G. Ryan, J. Wong, S. Jana, and R. Gu, "Learning nonlinear loop invariants with gated continuous logic networks," in *Proceedings of the 41st ACM SIGPLAN Conference on Programming Language Design and Implementation*, 2020, pp. 106–120.
- [32] A. Champion, N. Kobayashi, and R. Sato, "Hoice: An ice-based nonlinear horn clause solver," in *Asian Symposium on Programming Languages and Systems*. Springer, 2018, pp. 146–156.
- [33] R. Xu, F. He, and B.-Y. Wang, "Interval counterexamples for loop invariant learning," in *Proceedings of the 28th ACM Joint Meeting on European Software Engineering Conference and Symposium on the Foundations of Software Engineering*, 2020, pp. 111–122.

TABLE IV: Mapping of program verification concepts to CHC solving concepts.

Program Verification Concept	CHC Solving Concept
Verification Conditions (VCs)	CHC system \mathcal{H}
Initial program state	Fact \mathcal{C}_f
Transition	Rule \mathcal{C}_r
Assertion	
Unsafe condition	Query \mathcal{C}_q
Inductive invariants	
Loop invariants	Solution to CHC \mathcal{I}^*
Counterexample trace	Refutation proof

APPENDIX

A. Conversion of Program to CHCs

The conversion from program verification and CHC solving is as follows. Consider the program to be verified as a *Control-Flow Graph* (CFG) [2]. A *Basic Blocks* (BBs) in the program is a vertex of the CFG, which is equivalent to a predicate in the CHC system. Such predicates can be seen as the summary of the BBs, which corresponds to “*inductive invariants*” in program verification parlance. The edges of the CFG describe the transitions between the BBs. Those transitional relations can be encoded by CHCs, in the direction that starts from the BBs of body predicates to the BB of the head predicate. Then, the solution of the result CHC system corresponds to the correctness of the program. Such conversion can be fully automated, and numerous tools are developed for different programming languages, such as *SeaHorn* [3] and *JayHorn* [4].

Table IV lists a mapping of program verification concepts to CHC solving concepts.

B. Support Vector Machine

Support Vector Machines (SVMs) are widely-used supervised learning models, especially in small-scale classification problems. In typical SVMs, the quality of a candidate classifier (also called a *hyperplane*) is measured by the margin, defined as its distance from the closest data points, which is often called the support vectors in a vector space. In our work, we only discuss the case that the data are linearly separable, and linear SVMs can be adopted.

In practice, to prevent over-fitting, it is effective to add some slack variables to make the margin “soft”. The optimizing target of such “soft-margin” linear SVM is as follows:

$$\min_{w, \xi} \frac{1}{2} w^T w + C \sum_{i=1}^n \xi_i,$$

subject to $y_i (w^T \mathbf{x}_i + b) \geq 1 - \xi_i, \xi_i \geq 0, \forall i = 1, \dots, n,$ (7)

where $w^T \mathbf{x}_i + b = 0$ is the hyperplane, ξ_i is the i -th slack variable, C is a hyperparameter that controls the penalty of the error terms. Larger C leads to a larger penalty for wrongly classified samples.

C. Decision Tree

Decision Tree (DT) is a classic machine learning tool. It provides an explicit, interpretable procedure for decision-making.

The DT algorithm in our tool, C5.0 [23], makes a decision based on the *information gain*. We denote the positive and negative samples as S^+ and S^- , and all samples as $S = S^+ \cup S^-$. Then we define the *Shannon Entropy* $\epsilon(S)$:

$$\epsilon(S) = -\frac{|S^+|}{|S|} \log_2 \frac{|S^+|}{|S|} - \frac{|S^-|}{|S|} \log_2 \frac{|S^-|}{|S|}, \quad (8)$$

and the information gain γ with respect to an attribute $f(\mathbf{x}) \leq c$:

$$\gamma(S, f(\mathbf{x}) \leq c) = \epsilon(S) - \left(\frac{|S_{f(\mathbf{x}) \leq c}| \epsilon(S_{f(\mathbf{x}) \leq c})}{|S|} + \frac{|S_{\neg f(\mathbf{x}) \leq c}| \epsilon(S_{\neg f(\mathbf{x}) \leq c})}{|S|} \right), \quad (9)$$

where $S_{f(\mathbf{x}) \leq c}$ and $S_{\neg f(\mathbf{x}) \leq c}$ are samples satisfying $f(\mathbf{x}) \leq c$ and samples that do not. The DT prefers to select attributes with higher information gain, i.e., the partition result that has a dominant number of samples in one certain category.

In our work, the DT recursively traversing the DT from its root to leaves, we can get a formula \mathcal{L}_p by taking “And (\wedge)” on attributes along a certain path to \top and “Or (\vee)” between such paths.

D. Implementation Details

As for the learner, the DT and SVM implementation is almost the same as [17]. For DT, the algorithm we used is C5.0 [23]. We add some default features that can make the tool more efficient. Some of those features provide common patterns in inductive invariants, such as the octagon abstract domain [24] ($\pm v1 \pm v2 \geq c$). The other features provide extensions for some non-linear operators, e.g., `mod`. We implement an auto-find feature that finds the “`mod k`” patterns in the CHC system automatically. It resembles the idea of some synthesis-based methods like *FreqHorn* [25], which takes patterns often appearing in the program to be verified as a part of the grammar. For more detail on the machine learning toolchain, please refer to Section II-C and [17]. For the dataset described in Section IV, we provide two ways of implementation. One way is to collect all data samples up till the current iteration, and send all samples to the learner. This approach is accurate and is guaranteed to make progress, but it is more and more burdensome for the learner to induce a partition. Another way is only to keep recent a positive samples and b negative samples in a queue. This method makes the learner more efficient, but less precise and has no guarantee to make progress. Empirically, the two approaches achieve nearly the same performance.

As for the reasoner, our implementation is a lightweight one and is designed to assist the learner in making better hypotheses. To make the zones simple, our implementation

only initializes and expands at the beginning of the learning iterations. The simple zones bring less burden to the back-end SMT solver, which makes the guess-and-check procedure to be smooth. The expansion of zones is also controlled by several hyperparameters to keep the zones lightweight, and some examples are shown in Section VI-A.

To handle CHC systems in different styles and formats, we preprocess the input CHC system in these aspects: 1) rewrite the terms in predicates to ensure that the predicates are only parameterized by distinctive variables (such as $p(v_0, v_1, v_2)$); 2) clear and propagate predicates that must be \top or \perp ; 3) simplify the inner structure of each CHC if possible.

We also implement a detailed logging system that can provide versatile logs. Some examples are provided along with our artifact.

E. Detailed Settings for Chronosymbolic-cover

The Chronosymbolic-cover setting mainly covers the following experiment: 1) different expansion strategy of zones (e.g., do not expand at all, small or large limit of size, etc.); 2) different dataset configuration (e.g., whether to enable queue mode on the positive and negative dataset, the length of the queue, how we deal with tentative data samples); 3) different strategies on scheduling the candidate hypothesis described in Section I.