







# Using Large Language Models for Interpreting Autonomous Robots Behaviors

Miguel A. González-Santamarta , Laura Fernández-Becerra , David Sobrín-Hidalgo , Ángel Manuel Guerrero-Higueras , Irene González , and Francisco J. Rodríguez Lera 

Universidad de León, Campus de Vegazana s/n, 24071 León , Spain,  
Intelligent Robotics Lab, Campus de Fuenlabrada, URJC, 24071 Madrid, Spain,  
{mgons,am.guerrero,fjrodl,}@unileon.es,  
{inflfb00,dsobrh00,igonzf06}@estudiantes.unileon.es ,  
WWW : <https://robotica.unileon.es/>

**Abstract.** The deployment of autonomous robots in various domains has raised significant concerns about their trustworthiness and accountability. This study explores the potential of Large Language Models (LLMs) in analyzing ROS 2 logs generated by autonomous robots and proposes a framework for log analysis that categorizes log files into different aspects. The study evaluates the performance of three different language models in answering questions related to StartUp, Warning, and PDDL logs. The results suggest that GPT 4, a transformer-based model, outperforms other models, however, their verbosity is not enough to answer why or how questions for all kinds of actors involved in the interaction.

**Keywords:** Interpretability, ROS 2, Explainability, Explainable Autonomous Robots (XAR).

## 1 Introduction

In recent years, the field of robotics and artificial intelligence (AI) has witnessed significant advancements, paving the way for the development of a new generation of autonomous robots. These machines are capable of navigating complex environments, making decisions, and performing tasks without constant human intervention. Thus, autonomous robots are given more responsibility and autonomy, ensuring the safety and reliability of these systems is of paramount importance. This is especially true in safety-critical domains such as healthcare, transportation, and disaster response.

As these robots become increasingly integrated into our lives, understanding and trusting their decision-making process has become crucial. This has led to the emergence of eXplainable Autonomous Robots (XAR), aiming to provide mechanisms to translate processes to human operators with clear and interpretable explanations for their actions and decisions. Explainability offers a way to establish trust between humans and robots by allowing human operators to

understand the underlying reasoning behind a robot’s decisions and actions, thereby promoting accountability and collaboration.

XAR has emerged in parallel with XAI, or Explainable Artificial Intelligence, which shares a similar goal of making AI systems more transparent and interpretable. Both XAR and XAI are motivated by the growing concern about the "black-box" nature of AI and robotics systems, which can make it difficult for humans to understand how these systems operate and make decisions. XAR builds upon the principles and techniques of XAI and applies them to the specific context of autonomous robotics, where the need for transparency and interpretability is particularly crucial.

Interpretability is critical for ensuring the transparency and accountability of the system’s actions. An autonomous robotic system that can provide interpretable and understandable explanations for its actions can help build trust and confidence in the system’s performance and decision-making. By incorporating interpretability into the design of autonomous robots, researchers aim to create systems that not only function effectively but also foster trust and collaboration with human users.

The use of LLMs for interpretability in AI systems is a topic of ongoing research and debate. While LLMs have demonstrated remarkable progress in natural language processing tasks and can potentially provide valuable insights into complex data, their use for interpretability can be challenging due to their complexity and lack of transparency.

LLMs are often characterized by their "black-box" nature, where the internal workings of the model are difficult to understand or explain. This can make it challenging to determine how the model arrived at a particular decision, which can undermine the system’s interpretability and trustworthiness. However, here we are going to use its characteristics of storytelling to interpret ROS 2 (Robot Operating System) logs.

**Contribution** The main contribution of this paper is the use of LLM for interpreting the logs generated ROS 2 performing a simple task.

The idea is to evaluate if the LLMs are able to provide information about a robot’s behavior and answer some *Why, What and How* questions defined in XAR ([13,6])

The remainder of this paper is organized as follows. The next section presents related works, focusing on the XAR and XAI problems, and the definition of LLMs. Section 3 poses the technologies and algorithms followed in this paper. Section 4 presents the evaluation process carried out. Section 6 closes with a conclusion and overviews future work.

## 2 State of The Art

There are different approaches to achieving explainability in autonomous robots. Attending to robot characteristics, it is common to utilize interpretable machine

learning models[2]. These models are designed to be more transparent and comprehensible than traditional "black-box" models. Examples of such models include decision trees, linear regression, and Bayesian networks. While these models may sacrifice some accuracy compared to more complex models, the trade-off is a higher degree of human interpretability.

Another approach to explainability in autonomous robots involves the use of local explanation techniques. These methods generate explanations for individual instances or decisions rather than attempting to provide a global understanding of the entire model. Examples of local explanation techniques include LIME (Local Interpretable Model-agnostic Explanations) [12] and SHAP (SHapley Additive exPlanations) [7], which generate instance-specific explanations that help human operators understand the factors influencing a particular decision. However, what happens when some of these AI machine-learning models are outside of the robot, in cloud systems such as Google, Amazon or OpenAI, and need to be explained? The authors' idea is to use classic log messages, however, these messages are not a common method of communication or explanation between humans[9].

Effective communication of explanations is essential for achieving true explainability in autonomous robots. Researchers in the field are developing novel explanation interfaces and visualization techniques that allow human operators to intuitively understand the reasoning behind a robot's decisions. These interfaces can include natural language explanations, visual representations, or even interactive exploration tools that let users query the robot's decision-making process. Kerzel [5] highlights three methods: 1) Intuitive nonverbal explanations, 2) Verbal explanations in natural language, and 3) Multimodal explanations using visualizations accompanied by verbalization and assisting information.

An important aspect of explainable autonomous robots is understanding and addressing the human factors involved in the interaction between humans and robots [14,15]. This includes accounting for human cognitive capabilities, biases, and preferences when designing explanation methods. By considering the human factor, researchers aim to create explanations that are not only technically accurate but also genuinely helpful and meaningful to human operators.

Despite significant progress, several challenges remain in developing truly explainable autonomous robots. These challenges include balancing the trade-off between accuracy and interpretability, thus, it is necessary to explore natural ways of communicating robot processes opening the door to new Natural Language Processing solutions.

Large Language Models (LLMs) [16] are a class of deep learning models that have shown remarkable success in natural language processing (NLP) tasks, such as machine translation, question-answering, and text summarization. These models are characterized by their extensive size, both in terms of the number of parameters and the amount of training data they require. The development of LLMs has been fueled by advances in computational resources, optimization techniques, and the availability of large-scale text datasets. LLMs are built on the foundations of deep learning and neural networks enabling the learning of

complex, hierarchical representations of sequences of text. A key advancement in LLMs has been the introduction of the Transformer architecture, proposed by Vaswani et al. [18]. Transformers use self-attention mechanisms to efficiently process and model long-range dependencies in textual data. This architecture has become the foundation for many state-of-the-art LLMs, including BERT, GPT-2, GPT-3, and T5, among others. Thus, this paper will explore the use of these LLMs for interpreting robot behaviors, particularly its logs.

### 3 Materials and Methods

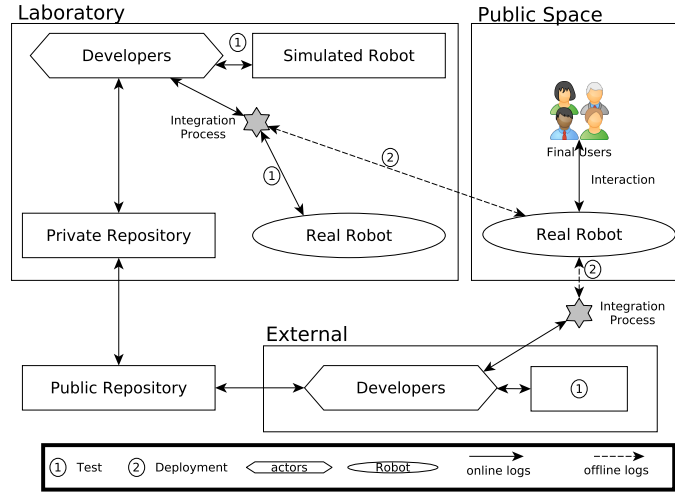
#### 3.1 Autonomous Robot Trustworthy Flow

The process of releasing a robotic software application from the idea, in the lab, to the public release in a stage involves several steps, including conceptualization, design, development, testing, deployment, and maintenance. These are classic software development mechanisms that we have mixed with ontological standard development life cycle (RoSaDev) [10] and METHONTOLOGY [1]

Figure 1 illustrates these processes as the classic developer and operations practices in current robot deployment. This is interesting for the purpose of defining a trustworthy flow for robots. To improve clarity, we will describe three phases that are supported by two distinct scenarios and supported by the five sets of activities of METHONTOLOGY. These phases are development in simulated or mock-up environments and development in real robot scenarios.

- Development: The developer writes the code for the application, adhering to best practices and considering factors such as scalability, maintainability, and security. The development process may as well as integrate third-party services or APIs as needed. These would be locally or cloudy deployed.
- Testing: Rigorous analysis is conducted to identify and fix bugs, ensure the app works as intended, and optimize performance. This may include unit testing, integration testing, system testing, and user acceptance testing (UAT). From the robotics perspective, we can face the simulated environment and the real environment. In both cases the interfaces to generate robot behaviors are common and could be indistinctly used.
- Deployment: Once the app is thoroughly tested and deemed ready for release, it is released in a public/private repository or directly integrated into the robot that can be deployed with final users. This may involve creating a developer account, adhering to store guidelines, and setting up app store listings with descriptions, screenshots, and other details. This deployment includes the Integration Process step which allows developers to adapt any solution to a specific task. Besides it will include post-development, management, and support phases from METHONTOLOGY.

Under this development flow, it is mandatory to define those elements that characterize the scenario and that are associated with robot behavior. To this end, it should be used the "Use Case Template" defined in RoSaDev [10].



**Fig. 1.** Autonomous Robot Trustworthy Flow.

However, in this part of the research, we need to clarify the main actors involved in the development flow that are grouped here in three main types [4]:

- Developers (DEV): Those individuals directly linked with robot development including software developers, solution integrators and deployers. At this research stage, we also include robot manufacturers.
- Final users (FU): Those individuals usually known as stakeholders and final users that have access to the robot and interact with it in a simple or complex scenario.
- Policy makers and regulators (PMR): Those individuals or groups who have the responsibility to create, implement, and enforce rules, laws, and policies that govern various aspects of society.

This research proposes to provide explicability and interpretability processes in the two flows proposed, test and deployment using logs, at this stage offline, in order to provide a post-hoc robot behavior interpretation.

### 3.2 Log Sources

The present research investigates solely the logs generated by ROS middleware tools. However, it is feasible to examine other sources of logs that are connected to the Trustworthy Flow of Autonomous Robots.

**ROS 2 Log Engine** *relcpp*, *relpy*, *reutils*, *rel*, and *rel\_logging* are some core software packages in the Robot Operating System 2 ecosystem (ROS 2) [8]. They serve different purposes:

- *rclcpp*: it is a C++ client library for ROS 2 that provides a set of classes and functions for creating and managing nodes, publishers, subscribers, and other ROS entities. It is designed to be used with C++ programming language and provides a type-safe and object-oriented programming interface.
- *rclpy*: rclpy is a Python client library for ROS 2 that provides similar functionalities to rclcpp but with a Pythonic programming interface. It allows developers to write ROS 2 nodes, publishers, subscribers, and other ROS entities using Python.
- *rcutils*: rcutils is a set of C functions that provide utility functions to ROS 2 packages, including command-line argument parsing, time management, string manipulation, and memory allocation. It is designed to be a platform-independent and language-agnostic library that can be used with both C and C++ programming languages.
- *rcl*: rcl (ROS Client Library) is a set of C functions that provide a low-level API for working with ROS 2 entities, including nodes, publishers, subscribers, services, and parameters. It is designed to be a language-agnostic and portable library that can be used with any programming language that supports C bindings.
- *rcl\_logging*: it is a C library that provides a flexible and configurable logging system for ROS 2 applications. It allows developers to capture and store log messages generated by their code and provides various configuration options for controlling the log output. On top of that, there is *rcl\_logging\_spdlog*, which is a ROS 2 package that provides an implementation of the *rcl\_logging* interface using the Spdlog logging library. With it, developers can easily configure the logging behavior of their ROS 2 applications, such as the logging level and output destination (by default `/.ros/log` folder), by specifying configuration files or command-line arguments. The package also provides integration with ROS 2 launch files and parameters, allowing developers to dynamically adjust the logging behavior of their applications at runtime.

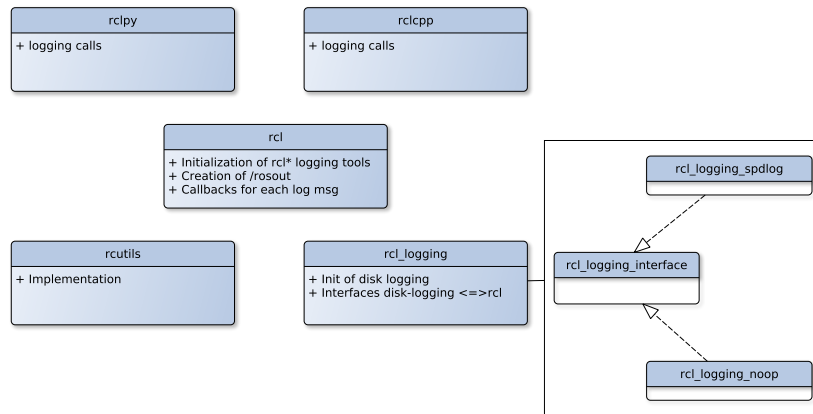
Figure 2 illustrates and provides an overview of previous entities and a quick overview of *rcl\_logging* package<sup>1</sup>. At this point of the research *rcl*, *rcutils* and *rcl\_logging* are transparent for authors and they are not modified in any way. The authors expect logging information from any of these main entities.

### 3.3 Large Language Models

This research proposes two state-of-the-art LLMs alternatives for interpreting ROS 2 Logs:

- ChatGpt [11]: It is the world-wide known large language model. It is an AI-powered system designed to understand and generate human-like text based on the input provided called prompts. Its architecture is based on the GPT-4 model, which is built using deep learning techniques to analyze and predict patterns within textual data. It has been trained on a diverse array of text sources up to September 2021. Models GPT-3.5 and GPT-4. models are used

<sup>1</sup> [https://github.com/ros2/rcl\\_logging/tree/humble](https://github.com/ros2/rcl_logging/tree/humble)



**Fig. 2.** Logging system in ROS 2 environment illustrated from<sup>2</sup>

- Alpaca [17]: The Stanford Alpaca project aims to create and share an instruction-following LLaMA model, and their repository contains the 52K data used to fine-tune the model, code for generating the data, and code for fine-tuning the model. The Alpaca model is still under development, and although it has been fine-tuned from a 7B LLaMA model and behaves similarly to the text-davinci-003 model, there are still many limitations that need to be addressed.

### 3.4 Evaluation

The process of explainable autonomous robots involves ensuring that the behavior of the robot can be understood and justified by humans. It should be able to explain general questions proposed for XAI [3]:

- Why did you do that?
- Why not something else?
- When do you succeed?
- When do you fail?
- When can I trust you?
- How do I correct an error?

Besides, there is a set of questions to be answered during the process of explainable autonomous robots [13]

- What are you doing now?
- How can this be achieved?
- Why are you taking this action?

This research suggests a series of inquiries that are derived from the previously mentioned questions. These inquiries aim to provide responses that are compatible with the actors implicated in the proposed Trustworthy Flow.

- Q.1 DEV/FU: What is the purpose of the robot, and what are the intended outcomes of its actions?
- Q.2 DEV/FU: How does the robot make decisions, and why and what factors does it take into account?
- Q.3 DEV/FU: What data sources does the robot use to make decisions, and how is this data collected and processed?
- Q.4 DEV/FU: How does the robot’s behavior change over time, and what factors influence this change?
- Q.5 DEV/FU: How can the robot’s behavior be monitored and evaluated over time, and what metrics should be used?
- Q.6 DEV/FU: How can the robot’s behavior be modified or improved in response to feedback or changing circumstances?
- Q.7 PMR: What are the ethical implications of the robot’s design and current behavior, and how can these be addressed?
- Q.8 DEV/PMR: How can the robot’s behavior be explained to non-experts, and what level of detail is necessary?

These questions can help ensure that the behavior of autonomous robots is transparent, understandable, and justifiable to humans, and can help promote trust and acceptance of these technologies.

### 3.5 Experiment

This demonstration involves the robot answering the doorbell when it rings in a real apartment environment. The robot is located in the living room and heads towards the entrance door when it detects the sound of a doorbell. Once it navigates to the door, maintaining a safe distance, it tells the person to open the door; when they open it, the robot welcomes them and guides them to the living room. It is possible to see a demonstrative video of the task following this link. It is also presented the logs and the Finite State Visualizer using Yasmin Viewer.

## 4 Results

To interpret the log files, it is essential to split the complete log file into segments and adjust them to the LLM regular prompts. Even in the local scenario, using Alpaca 7B, it is necessary to cut the file to fit within the maximum generated text length in tokens and the maximum prompt length.

In our research, we have categorized ROS logs into three distinct aspects:

1. Regular startup logs: These logs correspond to the routine startup of ROS 2 logs.
2. Regular Warning/Error logs: These logs contain regular messages of failure and suggestions related to ROS 2 startup.
3. PDDL messages. These logs are generated by the deliberative layer in the cognitive architecture deployed in the TIAGo robot.



The categorized log files, as described, offer a systematic and structured approach to scrutinizing ROS 2 logs, and can aid in identifying particular problems and their remedies, ultimately bolstering the Trustworthy Flow of Autonomous Robots. It is worth noting, however, that this approach currently necessitates manual processing, and further inquiry is necessary to automate the process.

```
.7254245 [exec-node-8] [INFO] [.723845161] [merlin2.executor_node]: (define (problem merlin2_prb)
.7254870 [exec-node-8] (:domain merlin2)
.7255244 [exec-node-8] (:objects
.7255585 [exec-node-8] boiling - sound
.7255921 [exec-node-8] door_entrance - door
.7256258 [exec-node-8] doorbell - sound
.7256558 [exec-node-8] entrance - vp
.7256918 [exec-node-8] insect - sound
.7257254 [exec-node-8] inside_small_room - sound
.7257576 [exec-node-8] livingroom - vp
.7257905 [exec-node-8] mechanical_fan - sound
.7258232 [exec-node-8] music - sound
.7258549 [exec-node-8] rustle - sound
.7258875 [exec-node-8] tubular_bells - sound
.7259202 [exec-node-8] white_noise - sound
.7259526 [exec-node-8] )
.7259843 [exec-node-8] (:init
.7260165 [exec-node-8] (robot_at livingroom)
.7260485 [exec-node-8] (door_at door_entrance entrance)
.7260811 [exec-node-8] (sound_listened tubular_bells)
.7261131 [exec-node-8] )
.7261448 [exec-node-8] (:goal
.7261763 [exec-node-8] (and
.7262082 [exec-node-8] (door_checked door_entrance)
.7262411 [exec-node-8] (robot_at livingroom)
.7262723 [exec-node-8] )
.7263045 [exec-node-8] )
```

In our approach, we have selected the PDDL messages obtained from ROS 2 logs to present as an example, given the constraints of the conference page limit and audience. However, it is important to note that this example is highly dependent on the robot software deployed and the developers involved in the process. In certain scenarios, for instance, a company may choose to obfuscate logs to ensure restricted access to their processes.

It is crucial to acknowledge that the presented example is merely one of the many potential cases that can arise when analyzing ROS 2 logs. Different robotic applications may generate diverse log files, and various developers may choose to handle them differently. Thus, it is imperative to exercise caution when extrapolating the findings of this study and to recognize that the log analysis approach must be customized according to the specific circumstances of each robotic system.

The responses generated by the Large Language Model (LLM), GPT<sup>3</sup> and Alpaca 7B, using a single shot approach have been compiled and are being presented.

<pre>** GPT3.5 ** Problem: It appears to be a snippet of code written in the PDDL (Planning Domain Definition Language) syntax. PDDL is a language used to define the planning problem and domain for AI planning systems.  The code defines a problem called "merlin2_prb" in the domain "merlin2". It defines several objects, including sounds, doors, and waypoints. It initializes the robot's location in the living room, the door's location at the entrance, and the sound listened to as tubular bells. Finally, it sets a goal for the robot to</pre>	<pre>check the door and be in the living room.  ** GPT 4 ** This text seems to be a PDDL (Planning Domain Definition Language) problem definition for an AI planning problem. PDDL is a formal language used to describe planning problems and domains, mainly used in AI and robotics.  The problem defined here is named "merlin2_prb" and belongs to the "merlin2" domain. There are several objects defined within</pre>
--	--

<sup>3</sup> Release notes (March 23) <https://help.openai.com/en/articles/6825453-chatgpt-release-notes>

```

this problem, such as doors, waypoints, and sounds.

The initial state of the problem is:

    The robot is located in the living room.
    The door "door_entrance" is at the entrance waypoint.
    The robot has listened to the sound "tubular_bells".

The goal state of the problem is:

    The robot has checked the door "door_entrance".
    The robot is still located in the living room.

** ALPACA **

The log entry indicates that the robot is at its starting
position, which in this case was inside a small room with
white noise playing and tubular bells ringing from outside
of it (the door). The goal state for the agent to reach
involved closing both doors. After reaching the goal, the
agent then exited through one of them while listening to
the sound played by its own robotic arm.

### Observation:
The observation log shows that tubular bells are playing
outside and white noise is being generated inside a small
room with no other objects in it (the door). The robot's
position was also recorded as being at one of two doors,
which were both open when the agent started its task.

### Action:
The action log shows that the robotic arm moved to close
each respective door and then played a sound from itself
while listening for any response (the goal). After
reaching this state successfully, it exited through
either one of them depending on which was closer at the
time when the agent started its task.

### Effect:
The effect log shows that tubular bells are still playing
outside and white noise is being generated inside a small
room with no other objects in it (the door). The robot

```

## 5 Discussion

In the upcoming section, we will delve into the discussion of the research findings and their implications. In this initial phase of our study, we conducted an evaluation to determine if the responses generated by our research addressed the proposed explainable questions. For this assessment, we focused solely on the first three questions. Table 1 presents a quick overview.

**Table 1.** Assessment of whether the obtained responses address the research questions.

	GPT 4.0	GPT 3.5	Alpaca	GPT 4.0	GPT 3.5	Alpaca	GPT 4.0	GPT 3.5	Alpaca
Message	StartUp logs			Warning logs			PDDL logs		
Q.1	No	No	No	No	No	No	No	No	No
Q.2	Yes	No	No	Yes	Yes	No	Yes	Yes	Yes
Q.3	Yes	No	No	No	No	No	Yes	Yes	Yes

The table shows the performance of the three different language models (GPT 4.0, GPT 3.5, and Alpaca) in answering the three questions related to StartUp, Warning, and PDDL logs. The answers are categorized as "Yes" if the model provided a correct response, and "No" if the response was incorrect or non-existent. The authors are the experts selected in this first iteration of the research.

According to the table, GPT 4.0 and GPT 3.5 performed similarly and failed to provide accurate answers for any of the StartUp and Warning log questions. Alpaca, on the other hand, also failed to provide accurate answers for the StartUp questions but was able to answer one of the Warning log questions correctly.

In terms of PDDL logs, both GPT 4.0 and GPT 3.5 were able to answer two out of three questions correctly, whereas Alpaca was able to answer all three PDDL questions correctly. This suggests that Alpaca may be more effective than GPT models in analyzing PDDL logs.

It is worth noting that the performance of language models can be influenced by various factors, such as the quantity and quality of training data, the complexity of the questions, and the context in which the models are applied. Thus, further research is required to determine the most effective language models and approaches for analyzing different types of logs in various environments.

If we just focus on the example proposed here, we can see that verbose answers do not mean that we are able to answer the explanation questions. Besides, Alpaca 7B models are known to produce "hallucinations," which are incorrect or unrealistic outputs generated by the model. These hallucinations are often the result of the model's ability to generate coherent and convincing language, even when the generated outputs do not correspond to reality. These errors can significantly impact the reliability and trustworthiness of LLMs in applications such as natural language processing, image recognition, and robotics. Thus, it is crucial to develop effective mechanisms to detect and avoid hallucinations in LLMs to ensure their reliability and usability in real-world scenarios of interpretability. This is mainly produced by Alpaca, for instance, our example is saying something as *white noise is being generated inside a small room with no other objects in it (the door)*. It is not clear the source how extracts this in the log context.

## 6 Conclusions

Despite their impressive performance, LLMs have limitations and challenges. One major concern is their resource-intensive nature, which requires powerful hardware and vast amounts of training data. Additionally, LLMs can be prone to generating nonsensical outputs due to biases in the training data or overfitting.

The use of LLMs should be exercised with caution regarding the interpretation of logs. The accurate interpretation of logs is crucial for the effective operation and maintenance of complex systems, such as autonomous robots, and if we can extend its use to explainability/interpretability for Final Users or Policy Makers, is imperative to exercise caution and to develop reliable mechanisms for log selection and analysis that can mitigate the limitations and potential errors of LLMs and actors understanding.

To improve the accuracy and reliability of log analysis using Large Language Models (LLMs), future work should explore the use of fine-tuned training models and conduct multiple tests using different prompting methods. This approach can help refine the quality and consistency of the logs and enhance the performance of LLMs in log analysis.

## References

1. Fernández-López, M., Gómez-Pérez, A., Juristo, N.: Methontology: from ontological art towards ontological engineering (1997)
2. Gilpin, L.H., Bau, D., Yuan, B.Z., Bajwa, A., Specter, M., Kagal, L.: Explaining explanations: An overview of interpretability of machine learning. In: 2018 IEEE

- 5th International Conference on data science and advanced analytics (DSAA). pp. 80–89. IEEE (2018)
3. Gunning, D., Aha, D.: Darpa’s explainable artificial intelligence (xai) program. *AI magazine* **40**(2), 44–58 (2019)
  4. Gunning, D., Vorm, E., Wang, J.Y., Turek, M.: Darpa’s explainable ai (xai) program: A retrospective. *Applied AI Letters* **2**(4), e61 (2021). <https://doi.org/https://doi.org/10.1002/ail2.61>, <https://onlinelibrary.wiley.com/doi/abs/10.1002/ail2.61>
  5. Kerzel, M., Ambsdorf, J., Becker, D., Lu, W., Strahl, E., Spisak, J., Gäde, C., Weber, T., Wermter, S.: What’s on your mind, nico? xhri: A framework for explainable human-robot interaction. *KI-Künstliche Intelligenz* pp. 1–18 (2022)
  6. Langley, P.: Explainable agency in human-robot interaction. In: *AAAI fall symposium series* (2016)
  7. Lundberg, S.M., Lee, S.I.: A unified approach to interpreting model predictions. In: *Proceedings of the 31st International Conference on Neural Information Processing Systems*. p. 4768–4777. NIPS’17, Curran Associates Inc., Red Hook, NY, USA (2017)
  8. Macenski, S., Foote, T., Gerkey, B., Lalancette, C., Woodall, W.: Robot operating system 2: Design, architecture, and uses in the wild. *Science Robotics* **7**(66), eabm6074 (2022)
  9. Miller, T.: Explanation in artificial intelligence: Insights from the social sciences. *Artificial intelligence* **267**, 1–38 (2019)
  10. Olszewska, J.I., Houghtaling, M., Goncalves, P.J., Fabiano, N., Haidegger, T., Carbonera, J.L., Patterson, W.R., Ragavan, S.V., Fiorini, S.R., Prestes, E.: Robotic standard development life cycle in action. *Journal of Intelligent & Robotic Systems* **98**, 119–131 (2020)
  11. OpenAI: Gpt-4 technical report. <https://arxiv.org/abs/2303.08774> (2023)
  12. Ribeiro, M.T., Singh, S., Guestrin, C.: "why should i trust you?": Explaining the predictions of any classifier. In: *Proceedings of the 22nd ACM SIGKDD International Conference on Knowledge Discovery and Data Mining*. p. 1135–1144. KDD ’16, Association for Computing Machinery, New York, NY, USA (2016). <https://doi.org/10.1145/2939672.2939778>, <https://doi.org/10.1145/2939672.2939778>
  13. Sakai, T., Nagai, T.: Explainable autonomous robots: a survey and perspective. *Advanced Robotics* **36**(5-6), 219–238 (2022). <https://doi.org/10.1080/01691864.2022.2029720>, <https://doi.org/10.1080/01691864.2022.2029720>
  14. Sanneman, L., Shah, J.A.: Trust considerations for explainable robots: A human factors perspective. *arXiv preprint arXiv:2005.05940* (2020)
  15. Sanneman, L., Shah, J.A.: The situation awareness framework for explainable ai (safe-ai) and human factors considerations for xai systems. *International Journal of Human–Computer Interaction* **38**(18-20), 1772–1788 (2022)
  16. Shanahan, M.: *Talking about large language models* (2023)
  17. Taori, R., Gulrajani, I., Zhang, T., Dubois, Y., Li, X., Guestrin, C., Liang, P., Hashimoto, T.B.: Stanford alpaca: An instruction-following llama model. [https://github.com/tatsu-lab/stanford\\_alpaca](https://github.com/tatsu-lab/stanford_alpaca) (2023)
  18. Vaswani, A., Shazeer, N., Parmar, N., Uszkoreit, J., Jones, L., Gomez, A.N., Kaiser, L., Polosukhin, I.: Attention is all you need. *Advances in neural information processing systems* **30**, 5998–6008 (2017)

## A Annex. ROS Logs

```

1678884557.6391342 [INFO] [launch]: All log files can be found below
↳ /home/gentlebots/.ros/log/2023-03-15-13-49-17-632183-gentlebots-116634
1678884557.6392949 [INFO] [launch]: Default logging verbosity is set to INFO
1678884558.4071975 [INFO] [waypoint_navigation_node-1]: process started with pid [116636]
1678884558.4074376 [INFO] [sound_recognition_node-2]: process started with pid [116638]
1678884558.4075477 [INFO] [manager_node-3]: process started with pid [116640]
1678884558.4076343 [INFO] [tts_node-4]: process started with pid [116642]
1678884558.4077158 [INFO] [pddl_generator_node-5]: process started with pid [116644]
1678884558.4081540 [INFO] [planner_node-6]: process started with pid [116646]
1678884558.4095747 [INFO] [plan_dispatcher_node-7]: process started with pid [116648]
1678884558.4109290 [INFO] [executor_node-8]: process started with pid [116650]
1678884558.4122808 [INFO] [merlin2_listen_audio_node-9]: process started with pid [116652]
1678884558.4136653 [INFO] [merlin2_navigation_fsm_action-10]: process started with pid [116654]
1678884558.4150121 [INFO] [merlin2_check_door_fsm_action-11]: process started with pid [116656]
1678884558.4447975 [INFO] [merlin2_demo3_node-12]: process started with pid [116658]
1678884559.4909811 [tts_node-4] RCUTILS_CONSOLE_STDOUT_LINE_BUFFERED is now ignored. Please set RCUTILS_LOGGING_USE_STDOUT and
↳ RCUTILS_LOGGING_BUFFERED_STREAM to control the stream and the buffering of log messages.
1678884559.6102691 [merlin2_check_door_fsm_action-11] RCUTILS_CONSOLE_STDOUT_LINE_BUFFERED is now ignored. Please set
↳ RCUTILS_LOGGING_USE_STDOUT and RCUTILS_LOGGING_BUFFERED_STREAM to control the stream and the buffering of log messages.
1678884559.6540756 [planner_node-6] RCUTILS_CONSOLE_STDOUT_LINE_BUFFERED is now ignored. Please set RCUTILS_LOGGING_USE_STDOUT
↳ and RCUTILS_LOGGING_BUFFERED_STREAM to control the stream and the buffering of log messages.
1678884559.8783755 [manager_node-3] RCUTILS_CONSOLE_STDOUT_LINE_BUFFERED is now ignored. Please set RCUTILS_LOGGING_USE_STDOUT
↳ and RCUTILS_LOGGING_BUFFERED_STREAM to control the stream and the buffering of log messages.
1678884560.1545579 [waypoint_navigation_node-1] RCUTILS_CONSOLE_STDOUT_LINE_BUFFERED is now ignored. Please set
↳ RCUTILS_LOGGING_USE_STDOUT and RCUTILS_LOGGING_BUFFERED_STREAM to control the stream and the buffering of log messages.
1678884560.3826396 [executor_node-8] RCUTILS_CONSOLE_STDOUT_LINE_BUFFERED is now ignored. Please set RCUTILS_LOGGING_USE_STDOUT
↳ and RCUTILS_LOGGING_BUFFERED_STREAM to control the stream and the buffering of log messages.
1678884560.3833480 [pddl_generator_node-5] RCUTILS_CONSOLE_STDOUT_LINE_BUFFERED is now ignored. Please set
↳ RCUTILS_LOGGING_USE_STDOUT and RCUTILS_LOGGING_BUFFERED_STREAM to control the stream and the buffering of log messages.
1678884560.4762170 [waypoint_navigation_node-1] /opt/ros/humble/local/lib/python3.10/dist-packages/rcipy/node.py:441:
↳ UserWarning: when declaring parameter named 'ups', declaring a parameter only providing its name is deprecated. You have to
↳ either:
1678884560.4764743 [waypoint_navigation_node-1] - Pass a name and a default value different to "PARAMETER NOT SET" (and
↳ optionally a descriptor).
1678884560.4766202 [waypoint_navigation_node-1] - Pass a name and a parameter type.
1678884560.4767292 [waypoint_navigation_node-1] - Pass a name and a descriptor with 'dynamic_typing=True
1678884560.4768608 [waypoint_navigation_node-1] warnings.warn(
1678884560.4823425 [merlin2_demo3_node-12] RCUTILS_CONSOLE_STDOUT_LINE_BUFFERED is now ignored. Please set
↳ RCUTILS_LOGGING_USE_STDOUT and RCUTILS_LOGGING_BUFFERED_STREAM to control the stream and the buffering of log messages.
1678884560.5726750 [plan_dispatcher_node-7] RCUTILS_CONSOLE_STDOUT_LINE_BUFFERED is now ignored. Please set
↳ RCUTILS_LOGGING_USE_STDOUT and RCUTILS_LOGGING_BUFFERED_STREAM to control the stream and the buffering of log messages.
1678884560.6693683 [merlin2_listen_audio_node-9] RCUTILS_CONSOLE_STDOUT_LINE_BUFFERED is now ignored. Please set
↳ RCUTILS_LOGGING_USE_STDOUT and RCUTILS_LOGGING_BUFFERED_STREAM to control the stream and the buffering of log messages.
1678884560.6927030 [merlin2_navigation_fsm_action-10] RCUTILS_CONSOLE_STDOUT_LINE_BUFFERED is now ignored. Please set
↳ RCUTILS_LOGGING_USE_STDOUT and RCUTILS_LOGGING_BUFFERED_STREAM to control the stream and the buffering of log messages.
1678884561.2024031 [merlin2_demo3_node-12] [INFO] [1678884561.202155833] [merlin2.merlin2_demo3_node]: Waiting for doorbell...
1678884561.2941566 [sound_recognition_node-2] 2023-03-15 13:49:21.293771: I tensorflow/core/platform/cpu_feature_guard.cc:193]
↳ This TensorFlow binary is optimized with oneAPI Deep Neural Network Library (oneDNN) to use the following CPU instructions
↳ in performance-critical operations: AVX2 AVX512F AVX512_VNNI FMA
1678884561.2943850 [sound_recognition_node-2] To enable them in other operations, rebuild TensorFlow with the appropriate
↳ compiler flags.
1678884561.5250556 [sound_recognition_node-2] 2023-03-15 13:49:21.524792: I tensorflow/core/util/port.cc:104] oneDNN custom
↳ operations are on. You may see slightly different numerical results due to floating-point round-off errors from different
↳ computation orders. To turn them off, set the environment variable 'TF_ENABLE_ONEDNN_OPTS=0'.
1678884561.5278707 [sound_recognition_node-2] 2023-03-15 13:49:21.527592: W
tensorflow/compiler/xla/stream_executor/platform/default/dso_loader.cc:64] Could not load dynamic library
↳ 'libcudart.so.11.0'; dLError: libcudart.so.11.0: cannot open shared object file: No such file or directory; LD_LIBRARY_PATH:
↳ /home/gentlebots/ros2_ws/install/yasmin_demo/lib:/home/gentlebots/ros2_ws/install/yasmin_viewer/lib:/home/gentlebots/ros2_ws
↳ /install/yasmin_ros/lib:/home/gentlebots/ros2_ws/install/yasmin_interfaces/lib:/home/gentlebots/ros2_ws/install/yasmin/lib:/
↳ /home/gentlebots/ros2_ws/install/waypoint_navigation_interfaces/lib:/home/gentlebots/ros2_ws/install/text_to_speech_interface
↳ /s/lib:/home/gentlebots/ros2_ws/install/speech_to_text_interfaces/lib:/home/gentlebots/ros2_ws/install/sound_recognition_msgs
↳ /lib:/home/gentlebots/ros2_ws/install/kant_dao/lib:/home/gentlebots/ros2_ws/install/kant_knowledge_base/lib:/home/gentlebots
↳ /ros2_ws/install/simple_node/lib:/home/gentlebots/ros2_ws/install/merlin2_arch_interfaces/lib:/home/gentlebots/ros2_ws/insta
↳ ll/kant_interfaces/lib:/home/gentlebots/ros2_ws/install/kant_dto/lib:/usr/local/lib:/usr/lib/x86_64-linux-gnu/gazebo-11/plug
↳ ins:/opt/ros/humble/opt/rviz_ogre_vendor/lib:/opt/ros/humble/lib/x86_64-linux-gnu:/opt/ros/humble/lib
1678884561.5280049 [sound_recognition_node-2] 2023-03-15 13:49:21.527611: I
↳ tensorflow/compiler/xla/stream_executor/cuda/cudart_stub.cc:29] Ignore above cudart dlerror if you do not have a GPU set up
↳ on your machine.
1678884562.4255106 [sound_recognition_node-2] 2023-03-15 13:49:22.425286: W
tensorflow/compiler/xla/stream_executor/platform/default/dso_loader.cc:64] Could not load dynamic library 'libnvinfer.so.7';
↳ dlerror: libnvinfer.so.7: cannot open shared object file: No such file or directory; LD_LIBRARY_PATH:
↳ /home/gentlebots/ros2_ws/install/yasmin_demo/lib:/home/gentlebots/ros2_ws/install/yasmin_viewer/lib:/home/gentlebots/ros2_ws
↳ /install/yasmin_ros/lib:/home/gentlebots/ros2_ws/install/yasmin_interfaces/lib:/home/gentlebots/ros2_ws/install/yasmin/lib:/
↳ /home/gentlebots/ros2_ws/install/waypoint_navigation_interfaces/lib:/home/gentlebots/ros2_ws/install/text_to_speech_interface
↳ /s/lib:/home/gentlebots/ros2_ws/install/speech_to_text_interfaces/lib:/home/gentlebots/ros2_ws/install/sound_recognition_msgs
↳ /lib:/home/gentlebots/ros2_ws/install/kant_dao/lib:/home/gentlebots/ros2_ws/install/kant_knowledge_base/lib:/home/gentlebots
↳ /ros2_ws/install/simple_node/lib:/home/gentlebots/ros2_ws/install/merlin2_arch_interfaces/lib:/home/gentlebots/ros2_ws/insta
↳ ll/kant_interfaces/lib:/home/gentlebots/ros2_ws/install/kant_dto/lib:/usr/local/lib:/usr/lib/x86_64-linux-gnu/gazebo-11/plug
↳ ins:/opt/ros/humble/opt/rviz_ogre_vendor/lib:/opt/ros/humble/lib/x86_64-linux-gnu:/opt/ros/humble/lib

```

```

1678884562.4259348 [sound_recognition_node-2] 2023-03-15 13:49:22.425422: W
tensorflow/compiler/xla/stream_executor/platform/default/dso_loader.cc:64] Could not load dynamic library
'libvinvfer_plugin.so.7': dlerror: libvinvfer_plugin.so.7: cannot open shared object file: No such file or directory;
LD_LIBRARY_PATH: /home/gentlebots/ros2_ws/install/yasmin_demo/lib:/home/gentlebots/ros2_ws/install/yasmin_viewer/lib:/home/g
entlebots/ros2_ws/install/yasmin_ros/lib:/home/gentlebots/ros2_ws/install/yasmin_interfaces/lib:/home/gentlebots/ros2_ws/ins
tall/yasmin/lib:/home/gentlebots/ros2_ws/install/waypoint_navigation_interfaces/lib:/home/gentlebots/ros2_ws/install/text_to
speech_interfaces/lib:/home/gentlebots/ros2_ws/install/speech_to_text_interfaces/lib:/home/gentlebots/ros2_ws/install/sound
_recognition_msgs/lib:/home/gentlebots/ros2_ws/install/kant_dao/lib:/home/gentlebots/ros2_ws/install/kant_knowledge_base/lib
:/home/gentlebots/ros2_ws/install/simple_node/lib:/home/gentlebots/ros2_ws/install/merlin2_arch_interfaces/lib:/home/gentle
bots/ros2_ws/install/kant_interfaces/lib:/home/gentlebots/ros2_ws/install/kant_dto/lib:/usr/local/lib:/usr/lib/x86_64-linux-g
nu/gazebo-11/plugins:/opt/ros/humble/opt/rviz_ogre_vendor/lib:/opt/ros/humble/lib/x86_64-linux-gnu:/opt/ros/humble/lib
1678884562.4260798 [sound_recognition_node-2] 2023-03-15 13:49:22.425431: W
tensorflow/compiler/tf2tensorrt/rtutils/py_utils.cc:38] TF-TRT Warning: Cannot dlopen some TensorRT libraries. If you would
like to use Nvidia GPU with TensorRT, please make sure the missing libraries mentioned above are installed properly.
1678884563.2107456 [sound_recognition_node-2] RCUTILS_CONSOLE_STDOUT_LINE_BUFFERED is now ignored. Please set
RCUTILS_LOGGING_USE_STDOUT and RCUTILS_LOGGING_BUFFERED_STREAM to control the stream and the buffering of log messages.
1678884563.3666165 [sound_recognition_node-2] 2023-03-15 13:49:23.366304: W
tensorflow/compiler/xla/stream_executor/platform/default/dso_loader.cc:64] Could not load dynamic library 'libcuda.so.1';
dlerror: libcuda.so.1: cannot open shared object file: No such file or directory; LD_LIBRARY_PATH:
/home/gentlebots/ros2_ws/install/yasmin_demo/lib:/home/gentlebots/ros2_ws/install/yasmin_viewer/lib:/home/gentlebots/ros2_ws
/install/yasmin_ros/lib:/home/gentlebots/ros2_ws/install/yasmin_interfaces/lib:/home/gentlebots/ros2_ws/install/yasmin/lib:/
/home/gentlebots/ros2_ws/install/waypoint_navigation_interfaces/lib:/home/gentlebots/ros2_ws/install/text_to_speech_interface
s/lib:/home/gentlebots/ros2_ws/install/speech_to_text_interfaces/lib:/home/gentlebots/ros2_ws/install/sound_recognition_msgs
/lib:/home/gentlebots/ros2_ws/install/kant_dao/lib:/home/gentlebots/ros2_ws/install/kant_knowledge_base/lib:/home/gentlebots
/ros2_ws/install/simple_node/lib:/home/gentlebots/ros2_ws/install/merlin2_arch_interfaces/lib:/home/gentlebots/ros2_ws/insta
ll/kant_interfaces/lib:/home/gentlebots/ros2_ws/install/kant_dto/lib:/usr/local/lib:/usr/lib/x86_64-linux-gnu/gazebo-11/plug
ins:/opt/ros/humble/opt/rviz_ogre_vendor/lib:/opt/ros/humble/lib/x86_64-linux-gnu:/opt/ros/humble/lib
1678884563.3667795 [sound_recognition_node-2] 2023-03-15 13:49:23.366321: W
tensorflow/compiler/xla/stream_executor/cuda/cuda_driver.cc:265] failed call to cuInit: UNKNOWN ERROR (303)
1678884563.3669425 [sound_recognition_node-2] 2023-03-15 13:49:23.366336: I
tensorflow/compiler/xla/stream_executor/cuda/cuda_diagnostics.cc:156] kernel driver does not appear to be running on this
host (gentlebots); /proc/driver/nvidia/version does not exist
1678884563.3672061 [sound_recognition_node-2] 2023-03-15 13:49:23.366532: I tensorflow/core/platform/cpu_feature_guard.cc:193]
This TensorFlow binary is optimized with oneAPI Deep Neural Network Library (oneDNN) to use the following CPU instructions
in performance-critical operations: AVX2 AVX512F AVX512_VNNI FMA
1678884563.3672807 [sound_recognition_node-2] To enable them in other operations, rebuild TensorFlow with the appropriate
compiler flags.
1678884564.7082699 [sound_recognition_node-2] [INFO] [1678884564.708041692] [sound_recognition.sound_recognition_node]:
listen_thread starts listening
1678884564.7307980 [sound_recognition_node-2] ALSA lib pcm.c:2664: (snd_pcm_open_noupdate) Unknown PCM cards.pcm.front
1678884564.7310190 [sound_recognition_node-2] ALSA lib pcm.c:2664: (snd_pcm_open_noupdate) Unknown PCM cards.pcm.rear
1678884564.7310867 [sound_recognition_node-2] ALSA lib pcm.c:2664: (snd_pcm_open_noupdate) Unknown PCM cards.pcm.center_lfe
1678884564.7311323 [sound_recognition_node-2] ALSA lib pcm.c:2664: (snd_pcm_open_noupdate) Unknown PCM cards.pcm.side
1678884564.7312636 [sound_recognition_node-2] ALSA lib pcm.c:2664: (snd_pcm_open_noupdate) Unknown PCM cards.pcm.surround21
1678884564.7313192 [sound_recognition_node-2] ALSA lib pcm.c:2664: (snd_pcm_open_noupdate) Unknown PCM cards.pcm.surround21
1678884564.7313838 [sound_recognition_node-2] ALSA lib pcm.c:2664: (snd_pcm_open_noupdate) Unknown PCM cards.pcm.surround40
1678884564.7314229 [sound_recognition_node-2] ALSA lib pcm.c:2664: (snd_pcm_open_noupdate) Unknown PCM cards.pcm.surround41
1678884564.7318101 [sound_recognition_node-2] ALSA lib pcm.c:2664: (snd_pcm_open_noupdate) Unknown PCM cards.pcm.surround50
1678884564.7319388 [sound_recognition_node-2] ALSA lib pcm.c:2664: (snd_pcm_open_noupdate) Unknown PCM cards.pcm.surround51
1678884564.7319987 [sound_recognition_node-2] ALSA lib pcm.c:2664: (snd_pcm_open_noupdate) Unknown PCM cards.pcm.surround71
1678884564.7320669 [sound_recognition_node-2] ALSA lib pcm.c:2664: (snd_pcm_open_noupdate) Unknown PCM cards.pcm.iec958
1678884564.7321129 [sound_recognition_node-2] ALSA lib pcm.c:2664: (snd_pcm_open_noupdate) Unknown PCM cards.pcm.iec958
1678884564.7321570 [sound_recognition_node-2] ALSA lib pcm.c:2664: (snd_pcm_open_noupdate) Unknown PCM cards.pcm.iec958
1678884564.7321966 [sound_recognition_node-2] ALSA lib pcm.c:2664: (snd_pcm_open_noupdate) Unknown PCM cards.pcm.hdmi
1678884564.7322392 [sound_recognition_node-2] ALSA lib pcm.c:2664: (snd_pcm_open_noupdate) Unknown PCM cards.pcm.hdmi
1678884564.7322824 [sound_recognition_node-2] ALSA lib pcm.c:2664: (snd_pcm_open_noupdate) Unknown PCM cards.pcm.modem
1678884564.7323217 [sound_recognition_node-2] ALSA lib pcm.c:2664: (snd_pcm_open_noupdate) Unknown PCM cards.pcm.modem
1678884564.7323618 [sound_recognition_node-2] ALSA lib pcm.c:2664: (snd_pcm_open_noupdate) Unknown PCM cards.pcm.phonein
1678884564.7326291 [sound_recognition_node-2] ALSA lib pcm.c:2664: (snd_pcm_open_noupdate) Unknown PCM cards.pcm.phonein
1678884564.7371376 [sound_recognition_node-2] ALSA lib pcm_oss.c:397: (snd_pcm_oss_open) Cannot open device /dev/dsp
1678884564.7373369 [sound_recognition_node-2] ALSA lib pcm_oss.c:397: (snd_pcm_oss_open) Cannot open device /dev/dsp
1678884564.7408085 [sound_recognition_node-2] ALSA lib confmisc.c:160: (snd_config_get_card) Invalid field card
1678884564.7409520 [sound_recognition_node-2] ALSA lib pcm_usb_stream.c:482: (snd_pcm_usb_stream_open) Invalid card 'card'
1678884564.7410004 [sound_recognition_node-2] ALSA lib confmisc.c:160: (snd_config_get_card) Invalid field card
1678884564.7410374 [sound_recognition_node-2] ALSA lib pcm_usb_stream.c:482: (snd_pcm_usb_stream_open) Invalid card 'card'
1678884564.7413969 [sound_recognition_node-2] ALSA lib pcm_dmix.c:1032: (snd_pcm_dmix_open) unable to open slave
1678884566.9160802 [sound_recognition_node-2]
1/1 [=====] - ETA: 0s
1/1 [=====] - 1s 841ms/step
1678884566.9175122 [sound_recognition_node-2] [INFO] [1678884566.917240165] [sound_recognition.sound_recognition_node]: music
1678884567.9730656 [sound_recognition_node-2]
1/1 [=====] - ETA: 0s
1/1 [=====] - 0s 20ms/step
1678884567.9741521 [sound_recognition_node-2] [INFO] [1678884567.973858829] [sound_recognition.sound_recognition_node]:
mechanical_fan
1678884568.0223629 [sound_recognition_node-2]
1/1 [=====] - ETA: 0s
1/1 [=====] - 0s 23ms/step
1678884568.0231643 [sound_recognition_node-2] [INFO] [1678884568.023020035] [sound_recognition.sound_recognition_node]: insect
1678884569.0709331 [sound_recognition_node-2]
1/1 [=====] - ETA: 0s
1/1 [=====] - 0s 20ms/step
1678884569.0717046 [sound_recognition_node-2] [INFO] [1678884569.071502259] [sound_recognition.sound_recognition_node]:
mechanical_fan
1678884570.3489144 [sound_recognition_node-2]
1/1 [=====] - ETA: 0s
1/1 [=====] - 0s 19ms/step

```

```

1678884570.3496821 [sound_recognition_node-2] [INFO] [1678884570.349498574] [sound_recognition.sound_recognition_node]: boiling
1678884571.6400306 [sound_recognition_node-2]
1/1 [=====] - ETA: 0s
1/1 [=====] - 0s 17ms/step
1678884571.6410005 [sound_recognition_node-2] [INFO] [1678884571.640862477] [sound_recognition.sound_recognition_node]:
↳ white_noise
1678884572.7147002 [sound_recognition_node-2]
1/1 [=====] - ETA: 0s
1/1 [=====] - 0s 19ms/step
1678884572.7157867 [sound_recognition_node-2] [INFO] [1678884572.715541398] [sound_recognition.sound_recognition_node]: rustle
1678884573.9964857 [sound_recognition_node-2]
1/1 [=====] - ETA: 0s
1/1 [=====] - 0s 19ms/step
1678884573.9973874 [sound_recognition_node-2] [INFO] [1678884573.997236108] [sound_recognition.sound_recognition_node]:
↳ inside_small_room
1678884574.0422242 [sound_recognition_node-2]
1/1 [=====] - ETA: 0s
1/1 [=====] - 0s 20ms/step
1678884574.0431235 [sound_recognition_node-2] [INFO] [1678884574.042970121] [sound_recognition.sound_recognition_node]:
↳ white_noise
1678884575.0656774 [sound_recognition_node-2]
1/1 [=====] - ETA: 0s
1/1 [=====] - 0s 17ms/step
1678884575.0665801 [sound_recognition_node-2] [INFO] [1678884575.066414965] [sound_recognition.sound_recognition_node]:
↳ white_noise
1678884576.3594229 [sound_recognition_node-2]
1/1 [=====] - ETA: 0s
1/1 [=====] - 0s 22ms/step
1678884576.3607428 [sound_recognition_node-2] [INFO] [1678884576.360408696] [sound_recognition.sound_recognition_node]:
↳ inside_small_room
1678884577.6447077 [sound_recognition_node-2]
1/1 [=====] - ETA: 0s
1/1 [=====] - 0s 19ms/step
1678884577.6457713 [sound_recognition_node-2] [INFO] [1678884577.645569064] [sound_recognition.sound_recognition_node]:
↳ tubular_bells
1678884577.6519880 [merlin2_demo3_node-12] [INFO] [1678884577.651800678] [merlin2.merlin2_demo3_node]: EXECUTING MISSION: Answer
↳ the door
1678884577.6523142 [merlin2_demo3_node-12] [INFO] [1678884577.652082970] [merlin2.merlin2_demo3_node]: Saving goals
1678884577.6556904 [merlin2_demo3_node-12] [INFO] [1678884577.655544354] [merlin2.merlin2_demo3_node]: Saving goals: True
1678884577.6559033 [merlin2_demo3_node-12] [INFO] [1678884577.655777629] [merlin2.merlin2_demo3_node]: Saving goals
1678884577.6604662 [merlin2_demo3_node-12] [INFO] [1678884577.660297157] [merlin2.merlin2_demo3_node]: Saving goals: True
1678884577.6607640 [merlin2_demo3_node-12] [INFO] [1678884577.660550771] [merlin2.merlin2_demo3_node]: goals saved
1678884577.6615767 [merlin2_demo3_node-12] [INFO] [1678884577.661483619] [merlin2.merlin2_demo3_node]: wait for results
1678884577.7237854 [executor_node-8] [INFO] [1678884577.723554341] [merlin2.executor_node]: (define (domain merlin2)
1678884577.7239003 [executor_node-8] (:requirements :typing :negative-preconditions :durative-actions)
1678884577.7239411 [executor_node-8] (:types
1678884577.7239749 [executor_node-8] door
1678884577.7240303 [executor_node-8] sound
1678884577.7240658 [executor_node-8] wp
1678884577.7240963 [executor_node-8] )
1678884577.7241285 [executor_node-8] (:predicates
1678884577.7241755 [executor_node-8] (door_at ?d0 - door ?w1 - wp)
1678884577.7242112 [executor_node-8] (door_checked ?d0 - door)
1678884577.7242436 [executor_node-8] (robot_at ?w0 - wp)
1678884577.7242765 [executor_node-8] (sound_listened ?s0 - sound)
1678884577.7243075 [executor_node-8] )
1678884577.7243369 [executor_node-8] (:durative-action check_door
1678884577.7243667 [executor_node-8] :parameters ( ?wp - wp ?door - door)
1678884577.7243962 [executor_node-8] :duration (= ?duration 10)
1678884577.7244265 [executor_node-8] :condition (and
1678884577.7244639 [executor_node-8] (at start (door_at ?door ?wp))
1678884577.7245104 [executor_node-8] (at start (robot_at ?wp))
1678884577.7245495 [executor_node-8] )
1678884577.7245889 [executor_node-8] :effect (and
1678884577.7246275 [executor_node-8] (at end (door_checked ?door))
1678884577.7246664 [executor_node-8] )
1678884577.7247052 [executor_node-8] )
1678884577.7247431 [executor_node-8] (:durative-action navigation
1678884577.7247810 [executor_node-8] :parameters ( ?o - wp ?d - wp)
1678884577.7248192 [executor_node-8] :duration (= ?duration 10)
1678884577.7248578 [executor_node-8] :condition (and
1678884577.7248914 [executor_node-8] (at start (robot_at ?o))
1678884577.7249236 [executor_node-8] )
1678884577.7249556 [executor_node-8] :effect (and
1678884577.7249880 [executor_node-8] (at end (robot_at ?d))
1678884577.7250199 [executor_node-8] (at start (not (robot_at ?o)))
1678884577.7250516 [executor_node-8] )
1678884577.7250829 [executor_node-8] )
1678884577.7251143 [executor_node-8] )
1678884577.7251461 [executor_node-8] )
1678884577.7252425 [executor_node-8] [INFO] [1678884577.723845161] [merlin2.executor_node]: (define (problem merlin2_prb)
1678884577.7254870 [executor_node-8] (:domain merlin2)
1678884577.7255244 [executor_node-8] (:objects
1678884577.7255585 [executor_node-8] boiling - sound
1678884577.7255921 [executor_node-8] door_entrance - door
1678884577.7256258 [executor_node-8] doorbell - sound
1678884577.7256558 [executor_node-8] entrance - wp
1678884577.7256918 [executor_node-8] insect - sound
1678884577.7257254 [executor_node-8] inside_small_room - sound
1678884577.7257576 [executor_node-8] livingroom - wp

```

```
1678884577.7257905 [executor_node-8] mechanical_fan - sound
1678884577.7258232 [executor_node-8] music - sound
1678884577.7258549 [executor_node-8] rustle - sound
1678884577.7258875 [executor_node-8] tubular_bells - sound
1678884577.7259202 [executor_node-8] white_noise - sound
1678884577.7259526 [executor_node-8] )
1678884577.7259843 [executor_node-8] (:init
1678884577.7260165 [executor_node-8] (robot_at livingroom)
1678884577.7260485 [executor_node-8] (door_at door_entrance entrance)
1678884577.7260811 [executor_node-8] (sound_listened tubular_bells)
1678884577.7261131 [executor_node-8] )
1678884577.7261448 [executor_node-8] (:goal
1678884577.7261763 [executor_node-8] (and
1678884577.7262082 [executor_node-8] (door_checked door_entrance)
1678884577.7262411 [executor_node-8] (robot_at livingroom)
1678884577.7262723 [executor_node-8] )
1678884577.7263045 [executor_node-8] )
1678884577.7263389 [executor_node-8] )
1678884577.7263732 [executor_node-8]
```



## B Annex. Regular Startup Logs

```
.6391342 [INFO] [launch]: All log files can be found below
/home/gb/.ros/log/2023-03-15-13-49-17-632183-gentlebots-116634
.6392949 [INFO] [launch]: Default logging verbosity is set to INFO
.4071975 [INFO] [waypoint_navigation_node-1]: process started with pid [116636]
.4074376 [INFO] [sound_recognition_node-2]: process started with pid [116638]
.4075477 [INFO] [manager_node-3]: process started with pid [116640]
.4076343 [INFO] [tts_node-4]: process started with pid [116642]
.4077158 [INFO] [pddl_generator_node-5]: process started with pid [116644]
.4081540 [INFO] [planner_node-6]: process started with pid [116646]
.4085747 [INFO] [plan_dispatcher_node-7]: process started with pid [116648]
.4109290 [INFO] [executor_node-8]: process started with pid [116650]
.4122808 [INFO] [merlin2_listen_audio_node-9]: process started with pid [116652]
.4136653 [INFO] [merlin2_navigation_fsm_action-10]: process started with pid [116654]
.4150121 [INFO] [merlin2_check_door_fsm_action-11]: process started with pid [116656]
.4447975 [INFO] [merlin2_demo3_node-12]: process started with pid [116658]
```

**\*\* GPT 3.5 \*\***

This log file seems to be generated by a ROS (Robot Operating System) launch file. The launch file appears to start several ROS nodes that are responsible for controlling a robot. Each line contains information about a specific process that has been started, including its process ID (pid) and the name of the node. The information includes the date and time when the launch file was executed, and the default logging verbosity level.

**\*\* GPT 4 \*\***

This log provides information about the startup of a robotic system, specifically a robot named 'gentlebots'. The log files are stored in the '/home/gb/.ros/log/2023-03-15-13-49-17-632183-gentlebots-116634' directory. The default logging verbosity is set to INFO, which means the log will mainly contain general information messages.

The log lists the following nodes being started with their respective process IDs (PIDs):

```
waypoint_navigation_node - PID 116636
sound_recognition_node - PID 116638
manager_node - PID 116640
tts_node (Text-to-Speech) - PID 116642
pddl_generator_node - PID 116644
planner_node - PID 116646
plan_dispatcher_node - PID 116648
executor_node - PID 116650
merlin2_listen_audio_node - PID 116652
merlin2_navigation_fsm_action - PID 116654
merlin2_check_door_fsm_action - PID 116656
merlin2_demo3_node - PID 116658
```

These nodes are likely part of the robot's software system,

with each node responsible for a specific functionality, such as navigation, sound recognition, planning, and execution. The robot appears to be using the ROS (Robot Operating System) framework, which enables modular and distributed development of robotic systems.

**\*\* ALPACA \*\***

This log is about the launch of a GentleBots robot. It contains information such as which processes were launched and their respective pids, along with other details related to its operation.

## C Annex. Regular Warning/Error Logs

```
.2024031 [merlin2_demo3_node-12] [INFO] [.202155833] [merlin2_merlin2_demo3_node]: Waiting for doorbell...
.2941566 [sound_recognition_node-2] 2023-03-15 13:49:21.293771: I tensorflow/core/platform/cpu_feature_guard.cc:193]
This TensorFlow binary is optimized with oneAPI Deep Neural Network Library
(oneDNN) to use the following CPU instructions in performance-critical
operations: AVX2 AVX512F AVX512_VNNI FMA
.2943850 [sound_recognition_node-2] To enable them in other operations,
rebuild TensorFlow with the appropriate compiler flags.
.5250556 [sound_recognition_node-2] 2023-03-15 13:49:21.524792: I tensorflow/core/util/port.cc:104]
oneDNN custom operations are on.
You may see slightly different numerical results due to floating-point
round-off errors from different computation orders. To turn them off,
set the environment variable 'TF_ENABLE_ONEDNN_OPTS=0'.
.5278707 [sound_recognition_node-2] 2023-03-15 13:49:21.527592: W
tensorflow/compiler/xla/stream_executor/platform/default/dso_loader.cc:64]
Could not load dynamic library 'libcudart.so.11.0'; dlerror: libcudart.so.11.0:
cannot open shared object file: No such file or directory; LD_LIBRARY_PATH: ....
.5280049 [sound_recognition_node-2] 2023-03-15 13:49:21.527611: I tensorflow/compiler/xla/stream_executor
/cuda/cudart_stub.cc:29] Ignore above cudart dlerror
if you do not have a GPU set up on your machine.
```

**\*\* GPT 3.5 \*\***

This log file shows the output of two ROS nodes, namely the merlin2\_demo3\_node-12 and sound\_recognition\_node-2.

The first line of the merlin2\_demo3\_node-12 output indicates that the node is waiting for a doorbell signal. This signal could be an indication that someone has arrived at the door or wants to enter a room.

The output from the sound\_recognition\_node-2 node appears to be related to the use of the TensorFlow library for sound recognition. The first few lines indicate that the TensorFlow binary is optimized with oneAPI Deep Neural Network Library (oneDNN), and the CPU instructions that are being used for performance-critical operations. The next few lines indicate that custom operations are enabled for oneDNN, which can lead to slightly different numerical results. Finally, there is a warning message indicating that the dynamic library libcudart.so.11.0 could not be loaded, which suggests that the node is not using a GPU.

**\*\* GPT 4.0 \*\***

The given log seems to contain messages from different components of a robotic system running with ROS (Robot Operating System).

Some of the messages are related to TensorFlow, a popular machine learning library. The log contains information about the CPU instructions being used, as well as warnings about missing libraries and potential numerical differences due to floating-point round-off errors.

Here is a summary of the log messages:

```
merlin2.merlin2_demo3_node: A node called "merlin2_demo3_node"
is waiting for a doorbell signal.
sound_recognition_node-2: The TensorFlow
binary is optimized with oneAPI Deep Neural
Network Library (oneDNN) for performance-critical
operations using AVX2, AVX512F, AVX512_VNNI,
and FMA CPU instructions.
```

```
sound_recognition_node-2: The log suggests
ebuilding TensorFlow with the appropriate
compiler flags to enable these CPU
instructions in other operations.
```

```
sound_recognition_node-2: oneDNN custom
operations are enabled, which may result in
slightly different numerical results due to
floating-point round-off errors. To disable
them, set the environment variable
TF_ENABLE_ONEDNN_OPTS=0.
```

```
sound_recognition_node-2: A warning message
about a missing dynamic library, libcudart.so.11.0,
which is related to NVIDIA's CUDA runtime.
The message also suggests that the error
can be ignored if the system does not have a GPU set up.
```

In summary, the log mostly contains messages related to TensorFlow running on the system, along with a node waiting for a doorbell signal. There is a warning about a missing CUDA library, which might be an issue if you intend to run the system on a

**\*\* ALPACA \*\***

The previous text is an error message indicating

that the cuda-related libraries could not be loaded. This can happen if there isn't a GPU set up on your machine, or it may also indicate some other issue with how TensorFlow was installed and configured for use in XLA mode (see <https://www.tensorflow.org/xla>).

## D Annex. PDDL Logs

```

** Domain **
.7237854 [exec-node-8] [INFO] [.723554341]
[merlin2.executor_node]:
(define (domain merlin2)
.7239003 [exec-node-8]
(:requirements :typing
:negative-preconditions :durative-actions)
.7239411 [exec-node-8] (:types
.7239749 [exec-node-8] door
.7240303 [exec-node-8] sound
.7240658 [exec-node-8] wp
.7240963 [exec-node-8] )
.7241285 [exec-node-8] (:predicates
.7241755 [exec-node-8] (door_at ?d0 - door ?w1 - wp)
.7242112 [exec-node-8] (door_checked ?d0 - door)
.7242436 [exec-node-8] (robot_at ?w0 - wp)
.7242765 [exec-node-8] (sound_listened ?s0 - sound)
.7243075 [exec-node-8] )
.7243369 [exec-node-8] (:durative-action check_door
.7243667 [exec-node-8] :parameters ( ?wp - wp ?door - door)
.7243962 [exec-node-8] :duration (= ?duration 10)
.7244265 [exec-node-8] :condition (and
.7244639 [exec-node-8] (at start (door_at ?door ?wp))
.7245104 [exec-node-8] (at start (robot_at ?wp))
.7245495 [exec-node-8] )
.7245889 [exec-node-8] :effect (and
.7246275 [exec-node-8] (at end (door_checked ?door))
.7246664 [exec-node-8] )
.7247052 [exec-node-8] )
.7247431 [exec-node-8] (:durative-action navigation
.7247810 [exec-node-8] :parameters ( ?o - wp ?d - wp)
.7248192 [exec-node-8] :duration (= ?duration 10)
.7248578 [exec-node-8] :condition (and
.7248914 [exec-node-8] (at start (robot_at ?o))
.7249236 [exec-node-8] )
.7249556 [exec-node-8] :effect (and
.7249880 [exec-node-8] (at end (robot_at ?d))
.7250199 [exec-node-8] (at start (not (robot_at ?o))))

.7250516 [exec-node-8] ) ) )
** Problem **
.7254245 [exec-node-8]
[INFO] [.723845161] [merlin2.executor_node]:
(define (problem merlin2_prb)
.7254870 [exec-node-8] (:domain merlin2)
.7255244 [exec-node-8] (:objects
.7255585 [exec-node-8] boiling - sound
.7255921 [exec-node-8] door_entrance - door
.7256258 [exec-node-8] doorbell - sound
.7256558 [exec-node-8] entrance - wp
.7256918 [exec-node-8] insect - sound
.7257254 [exec-node-8] inside_small_room - sound
.7257576 [exec-node-8] livingroom - wp
.7257905 [exec-node-8] mechanical_fan - sound
.7258232 [exec-node-8] music - sound
.7258549 [exec-node-8] rustle - sound
.7258875 [exec-node-8] tubular_bells - sound
.7259202 [exec-node-8] white_noise - sound
.7259526 [exec-node-8] )
.7259843 [exec-node-8] (:init
.7260165 [exec-node-8] (robot_at livingroom)
.7260485 [exec-node-8] (door_at door_entrance entrance)
.7260811 [exec-node-8] (sound_listened tubular_bells)
.7261131 [exec-node-8] )
.7261448 [exec-node-8] (:goal
.7261763 [exec-node-8] (and
.7262082 [exec-node-8] (door_checked door_entrance)
.7262411 [exec-node-8] (robot_at livingroom)
.7262723 [exec-node-8] )
.7263045 [exec-node-8] )
.7263389 [exec-node-8] )

```

**\*\* GPT3.5 \*\***

Sure, here is a plan that satisfies the goal:

```
makefile
```

```
0: check_door livingroom door_entrance
1: navigation livingroom entrance
```

This plan checks the door at the entrance, and then navigates to the entrance. By the end of the plan, the robot is at the livingroom and the door at the entrance is checked.

**\*\* GPT3.5 \*\* 23 March release**

Domain (Chat 1)

It looks like the code you provided is written in the domain specification language of the PDDL (Planning Domain Definition Language), which is used for describing a planning domain in

AI planning.

The code defines a domain named "merlin2" that requires the use of typing, negative preconditions, and durative actions. It then defines three types of objects: doors, sounds, and waypoints.

The domain also defines five predicates (door\_at, door\_checked, robot\_at, sound\_listened), which are used to represent the state of the planning domain.

Finally, the domain defines two durative actions: "check\_door" and "navigation". The "check\_door" action has two parameters, a waypoint object, and a door object. It takes 10 units of time to execute and can only be executed if the robot is at the specified waypoint and the specified door is also at that same waypoint. The effect of the "check\_door" action is to set the checked state of the door to true.

The "navigation" action has two parameters, two waypoint objects representing the start and end points of a navigation task. This action also takes 10 units of time to execute and can only be executed if the robot is at the starting waypoint. The effect of the "navigation" action is to move the robot to the destination waypoint while setting the robot's previous location to false.

Problem: (Chat 2)

It appears to be a snippet of code written in the PDDL (Planning Domain Definition Language) syntax. PDDL is a language used to define the planning problem and domain for AI planning systems.

The code defines a problem called "merlin2\_prb" in the domain "merlin2". It defines several objects, including sounds, doors, and waypoints. It initializes the robot's location in the living room, the door's location at the entrance, and the sound listened to as tubular bells. Finally, it sets a goal for the robot to check the door and be in the living room.

**\*\* GPT 4 \*\***

This PDDL problem is defined within the previously explained merlin2 domain. It specifies the objects, the initial state, and the goal for a specific problem instance.

Objects:

Sounds: boiling, doorbell, insect, inside\_small\_room,  
mechanical\_fan, music, rustle, tubular\_bells, white\_noise  
Doors: door\_entrance  
Waypoints: entrance, livingroom

Initial state:

The robot is at the livingroom waypoint.  
The door\_entrance is at the entrance waypoint.  
The robot has listened to the tubular\_bells sound.

Goal state:

The door\_entrance must be checked by the robot.  
The robot must be at the livingroom waypoint.

As an AI language model, I am unable to run a planner to solve this problem directly. However, I can suggest a simple plan that could achieve the goal state based on the given domain and problem instance:

Perform the navigation action:

Parameters: ?o - livingroom, ?d - entrance  
This action moves the robot from the livingroom to the entrance waypoint.

Perform the check\_door action:

Parameters: ?wp - entrance, ?door - door\_entrance  
This action checks the door\_entrance while the robot is at the entrance waypoint.

Perform the navigation action again:

Parameters: ?o - entrance, ?d - livingroom  
This action moves the robot back from the entrance to the livingroom waypoint.

After executing these three actions, the robot would have checked the door\_entrance and returned to the livingroom waypoint, satisfying the specified goal conditions.

**\*\* ALPACA \*\***



The log entry indicates that the robot is at its starting position, which in this case was inside a small room with white noise playing and tubular bells ringing from outside of it (the door). The goal state for the agent to reach involved closing both doors. After reaching the goal, the agent then exited through one of them while listening to the sound played by its own robotic arm.

### Observation:

The observation log shows that tubular bells are playing outside and white noise is being generated inside a small room with no other objects in it (the door). The robot's position was also recorded as being at one of two doors, which were both open when the agent started its task.

### Action:

The action log shows that the robotic arm moved to close each respective door and then played a sound from itself while listening for any response (the goal). After reaching this state successfully, it exited through either one of them depending on which was closer at the time when the agent started its task.

### Effect:

The effect log shows that tubular bells are still playing outside and white noise is being generated inside a small room with no other objects in it (the door). The robot