

Mimic-IV-ICD: A new benchmark for eXtreme MultiLabel Classification

Thanh-Tung Nguyen¹ Viktor Schlegel^{1,3} Abhinav Kashyap¹ Stefan Winkler^{1,2}
Shao-Syuan Huang^{1,4} Jie-Jyun Liu⁴ Chih-Jen Lin^{4,5}

¹AICS Singapore / TaiPei

²National University of Singapore

³University of Manchester, United Kingdom

⁴National Taiwan University

⁵Mohamed bin Zayed University of Artificial Intelligence

{thomas_nguyen; viktor_schlegel; abhinav_kashyap; stefan_winkler;gordon_huang}@asus.com

jiejyun02@gmail.com; cjlin@csie.ntu.edu.tw

Abstract

Clinical notes are assigned ICD codes – sets of codes for diagnoses and procedures. In the recent years, predictive machine learning models have been built for automatic ICD coding. However, there is a lack of widely accepted benchmarks for automated ICD coding models based on large-scale public EHR data.

This paper proposes a public benchmark suite for ICD-10 coding using a large EHR dataset derived from MIMIC-IV, the most recent public EHR dataset. We implement and compare several popular methods for ICD coding prediction tasks to standardize data preprocessing and establish a comprehensive ICD coding benchmark dataset. This approach fosters reproducibility and model comparison, accelerating progress toward employing automated ICD coding in future studies. Furthermore, we create a new ICD-9 benchmark using MIMIC-IV data, providing more data points and a higher number of ICD codes than MIMIC-III. Our open-source code offers easy access to data processing steps, benchmark creation, and experiment replication for those with MIMIC-IV access, providing insights, guidance, and protocols to efficiently develop ICD coding models.

1 Introduction

Medical records and clinical documentation serve as essential sources of information on patient care, disease progression, and healthcare operations. Following a patient’s visit, medical coders analyze these records and identify diagnoses and procedures according to the International Classification of Diseases (ICD) system (WHO, 1948). These codes are used in predictive modelling for patient care and health status, as well as for insurance claims, billing processes, and other hospital functions (Tsui et al., 2002).

Despite significant progress in healthcare, manual processes continue to present challenges. One

such challenge is manual ICD coding, which requires interpreting complex medical records with an extensive vocabulary and limited content. Coders must select a small subset from a continuously expanding list of ICD codes (18,000 codes in ICD-9 and 155,000 codes in ICD-10). Figure 1 displays discharge summaries from the MIMIC-IV data set together with their assigned ICD-9 and ICD-10 codes. For each potential code, the coder must examine the entire medical note to identify phrases relevant to the code description. For instance, "viral gastroenteritis," a common stomach and intestinal infection, is related to code *A00.84*, "Viral intestinal infection". Scanning through thousands of tokens in the medical note text to match with thousands of code descriptions increases the likelihood of coding errors. Such errors potentially lead to financial losses or misallocation of resources in patient care. Consequently, there is a growing interest in automated ICD coding within both industry and academia.

Before the advent of deep learning techniques, automated ICD coding methods relied on rule-based or decision tree-based approaches (Farkas and Szarvas, 2008; Scheurwegs et al., 2017). The focus has since changed to neural networks, which can be classified into two main categories. The first involves encoding medical documents using pre-trained language models (Li and Yu, 2020; Liu et al., 2021), adapting pre-trained language models for the clinical domain (Lewis et al., 2020), or improving language models with medical knowledge, such as disease taxonomies, synonyms and abbreviations (Yang et al., 2022; Yuan et al., 2022). The second category aims to improve pre-trained language model representations by capturing the relevance between the document and label metadata, including descriptions (Mullenbach et al., 2018; Vu et al., 2020), co-occurrences (Cao et al., 2020), hierarchies (Faliss et al., 2019; Vu et al., 2020), or thesaurus knowledge, such as synonyms (Yuan et al.,

<p>ICD-9 codes</p> <p>530.81: Esophageal reflux</p> <p>244.9: Unspecified acquired hypothyroidism</p> <p>272.4: Other and unspecified hyperlipidemia</p> <p>300.00: Anxiety state, unspecified</p> <p>401.9: Unspecified essential hypertension</p> <p>278.00: Obesity, unspecified</p>	<p>ICD-10 codes</p> <p>A084: Viral intestinal infection, unspecified</p> <p>E271: Primary adrenocortical insufficiency</p> <p>E860: Dehydration</p> <p>E039: Hypothyroidism, unspecified</p> <p>F329: Major depressive disorder, single episode, unspecified</p>
<p>... with trauma to left upper limb past medical history pmh htn diverticulitis mitral regurgitation reflux fatty liver and anxiety psh total abdominal hysterectomy open cholecystectomy open appendectomy umbilical hernia and repair of incarcerated incisional hernia social history ___ family history mother stomach cancer physical exam heent wnl pulse regular lungs clear mental status wnl left upper limb demonstrated swelling purpura tenderness pain with motion and gross dysfunction pertinent results xray positive for comminuted proximal humerus fracture left brief hospital course admitted to ___ after surgery no post operative problems dc to home with husband ___ on ___ nexium statin levothyroxine amlodipine discharge medications same plus oxycodone discharge disposition home discharge diagnosis comminuted fracture of proximal humerus into glenohumeral joint discharge condition stable both physically and</p> <p>...</p>	<p>fter the patient came to the floor she had no further episodes of vomiting or diarrhea she slept well overnight and by next morning she felt well was able eat both breakfast and lunch without issue her vs remained stable and she was discharged in good condition we attributed this to a viral gastroenteritis that led to inability to take hydrocortisone and adrenal crisis we discussed follow up with her endocrinologist to discuss what she might do in another situation given this is the second time this has happened within the year medications on admission the preadmission medication list is accurate and complete bupropion mg po daily fludrocortisone acetate mg po daily hydrocortisone mg po daily levothyroxine sodium mcg po daily discharge medications hydrocortisone mg po q8h please higher dose tid for three days and then go back to your home dose bupropion mg po daily fludrocortisone acetate mg po daily levothyroxine sodium mcg po daily ...</p>

Figure 1: Two example EHR notes from the MIMIC-IV dataset, featuring both ICD-9 and ICD-10 codes (top) alongside their corresponding discharge note text (bottom). For clarity, each code and its related mentions or evidence within the note text are color-coded.

2022).

Although these approaches are intended to address challenges specific to medical coding, such as specialized vocabulary and a large number of labels, their main limitation is their reliance on a single dataset—MIMIC-III (Alistair et al., 2016)—and model settings tailored specifically to that dataset. The medical notes in MIMIC-III cover only around 9,000 codes, whereas nearly twice that number is used in practice. Furthermore, there is a lack of comparative studies among different methods and models under more extreme conditions with longer-tailed distributions and significantly higher numbers of ICD codes. Using a comprehensive public EHR database, our objective was to standardize data preprocessing and establish an extensive ICD coding benchmark data set to facilitate reproducibility and model comparison, ultimately accelerating progress toward incorporating automated ICD coding into future studies.

The extensive adoption of Electronic Health Records (EHR) has resulted in the accumulation of vast amounts of data that can be used to develop predictive models to improve ICD coding. Using EHR databases, such as the Medical Information Mart for Intensive Care III (MIMIC-III), several benchmarks have been established for ICD-9 coding in full-code and high-frequent code settings (Mullenbach et al., 2018; Shi et al., 2017).

These benchmarks have standardized the conversion of raw medical notes into data suitable for building predictive models. They offer clinicians and researchers easy access to high-quality medical data, accelerating research and validation efforts (Vu et al., 2020). Non-proprietary databases and open-source pipelines enable the reproduction and enhancement of clinical studies in previously unattainable ways. Since its publication in 1977, ICD-9 contains outdated and obsolete terms that are no longer relevant to current medical practices. The structure of ICD-9 limits the number of new codes that can be created and added to the code list, and many ICD-9 categories have reached their capacity. In contrast, ICD-10, which was introduced in 1992, has been designed to accommodate code expansion, allowing healthcare providers to use codes that are more specific to patient diagnoses. Although there are some publicly available benchmarks, the majority focus on the coding settings of ICD-9, with no widely recognized benchmarks for ICD-10. A public ICD-10 benchmark would reduce entry barriers for new researchers and facilitate new research.

In this paper, we propose a public benchmark suite for ICD-10 coding using a large data set derived from MIMIC-IV, the most recent public EHR data set containing a decade of critical care database from 2008 to 2019 with 431,231 hospi-

	MIMIC-III Full	MIMIC-IV-ICD9	MIMIC-IV-ICD10
# Doc.	52,726	209,359	122,317
Avg # of words per Doc.	1,462	1,460	1,662
Avg # of ICD codes per Doc.	13.9	13.4	16.1
Total # of Unique ICD codes	8,922	11,331	26,096

Table 1: Statistics of master datasets of MIMIC-III and MIMIC-IV under ICD-9 and ICD-10 codes settings.

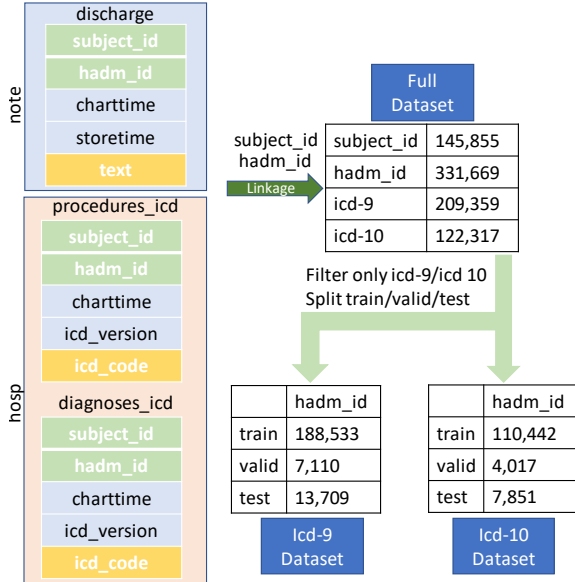


Figure 2: The workflow of data processing from raw data

tal admissions and 180,733 unique patients. We implement and compare several popular methods for the ICD coding prediction tasks. In addition to ICD-10 coding, we used MIMIC-IV data to create a new ICD-9 benchmark with more data points and a greater number of ICD codes than MIMIC-III. Our open source code ¹ allows anyone with access to MIMIC-IV to follow our data processing steps, generate benchmarks, and reproduce our experiments. This study equips future researchers with information, recommendations, and protocols for processing raw data and developing ICD coding models efficiently and promptly.

2 ICD Code Benchmark

2.1 Data Processing

We standardized the terminology as follows: patients are identified by their `subject_id`, and each patient may have multiple hospital admissions, denoted by `hadm_id`. Both `subject_id` and `hadm_id` can be traced back to the MIMIC-IV database to follow a patient throughout their hospitalization.

¹<https://github.com/thomasnguyen92/MIMIC-IV-ICD-data-processing>

The data processing workflow, illustrated in Figure 2, starts with the creation of a master dataset consisting of discharge notes and ICD codes. This is achieved by linking the 'discharge' table from the 'note' module to the 'procedures_icd' and 'diagnoses_icd' tables in the 'hosp' module, using `subject_id` and `hadm_id` as primary keys. Generally, each discharge note corresponds to one pair of hospital admission id (`hadm_id`) and patient id (`subject_id`). After filtering out discharge note pairs without ICD codes, the final master dataset comprises 331,669 hospital admissions for 145,855 patients.

Unlike MIMIC-III, which exclusively contains ICD-9 codes, MIMIC-IV encompasses both ICD-9 and ICD-10 codes. The master dataset includes 209,359 hospital admissions with ICD-9 codes and 122,317 hospital admissions with ICD-10 codes, compared to MIMIC-III's 52,726 documents. Additionally, there are seven admissions with both ICD code versions. In terms of unique labels, MIMIC-IV has 11,311 and 26,096 unique codes for ICD-9 and ICD-10 versions, respectively, while MIMIC-III has only 8,922 unique codes. Table 1 displays the basic statistics of the master dataset, juxtaposing them with MIMIC-III's statistics. Overall, MIMIC-IV features more documents and unique labels for both ICD-9 and ICD-10 code versions, although the number of tokens and labels is roughly equivalent. Evaluating existing methods from MIMIC-III in the MIMIC-IV context is advantageous for determining their performance in larger and more complex multilabel classification scenarios.

After obtaining the master dataset, it is necessary to divide it into the train, validation, and test sets. We followed the splitting procedures employed in (Mullenbach et al., 2018). First, the master dataset is split to ensure that the patient or `subject_id` for each train, validation, and test set does not overlap. Second, the dataset is partitioned based on the patient's percentage: 90%, 3.33%, and 6.67% for training, development, and testing, respectively. This results in 188,533, 7,110, and 13,709 doc-

	Train	Dev	Test	Train	Dev	Test
	MIMIC-III Full			MIMIC-III 50		
# Doc.	47,723	1,631	3,372	8,066	1,573	1,729
Avg # words per Doc.	1,434	1,724	1,731	1,478	1,739	1,731
Avg # parent codes per Doc.	13.7	15.4	15.9	5.3	5.6	5.7
Total # parent codes	1149	741	850	39	39	39
Avg # child codes per Doc.	15.7	18.0	17.4	5.7	5.9	6.0
Total # unique child codes	8,692	3,012	4,085	50	50	50
	MIMIC-IV-ICD9			MIMIC-IV-ICD9-50		
# Doc.	188,533	7,110	13,709	170,664	6,406	12,405
Average # of words per Doc.	1,459	1,472	1,460	1,499	1,516	1,501
Avg # of parent codes per Doc.	12.1	12.2	12.0	4.6	4.7	4.7
Total # of unique parent codes	1,230	954	1,041	37	37	37
Avg # of child codes per Doc.	13.4	13.5	13.3	4.7	4.8	4.8
Total # of unique child codes	11,145	5,115	6,264	50	50	50
	MIMIC-IV-ICD10			MIMIC-IV-ICD10-50		
# Doc.	110,442	4,017	7,851	104,077	3,805	7,368
Total # of words per Doc.	1,662	1,671	1,642	1,687	1,695	1,669
Avg # parent codes per Doc.	14.8	14.9	14.5	5.3	5.2	5.1
Total # of unique parent codes	2,220	1,449	1,627	38	38	38
Avg # child codes per Doc.	16.1	16.2	15.8	5.4	5.4	5.3
Total # unique child codes	25,230	6,738	9,159	50	50	50

Table 2: Statistics of MIMIC-III and MIMIC-IV datasets under ICD-9 and ICD-10 codes settings.

uments for the train, validation, and test sets of ICD-9 codes, and 110,442, 4,017, and 7,851 documents for their ICD-10 counterparts. To enable fair comparisons, we disclose our split by sharing the `hadm_id` for each partition.

2.2 ICD Code Processing

In the previous section, we discussed the full-label settings. In this section, we first construct datasets consisting only of the 50 most frequent labels, similar to previous work with MIMIC-III. Under this setting, we filter the train, validation, and test sets from the previous sections down to instances containing at least one of the top 50 most frequent codes. We remove instances containing none of the top 50 codes and the codes outside the top 50 codes. This results in 170,664 training, 6,406 validation, and 12,405 testing summaries for ICD-9 datasets, and 104,077 training, 3,805 validation, and 7,368 testing summaries for ICD-10 datasets.

In addition to creating the top 50 datasets, we also process the codes for studies that employ code ontology (Vu et al., 2020) or descriptions for ICD code prediction (Yuan et al., 2022). For ICD-9 diagnosis codes starting with 'E', which corresponds to external causes of injury, we represent the parent code using the first four characters of the code. For other diagnosis codes, we represent the parent codes with the first three characters. For example, diagnosis code E801.3 (Railway accident involv-

ing collision with other object and injuring pedal cyclist) belongs to the E801 category (Railway accident involving collision with other object), and diagnosis code 339.2 (Post-traumatic headache) has its parent code as 339 (Other headache syndromes). For ICD-9 procedure codes, we use the first two characters as the parent codes, e.g., procedure code 08.01 (Incision of lid margin) belongs to category 08 (Operations on eyelids). For ICD-10, we use the first three characters as parent codes; for instance, code Z00.01 (Encounter for general adult medical examination with abnormal findings) has its parent code as Z00 (Encounter for general examination without complaint, suspected, or reported diagnosis). We obtain code hierarchy and descriptions from the official 2023 ICD10 release by the Centers for Medicare and Medicaid Services². ICD Code synonyms required for the MSMN model (Yuan et al., 2022) are obtained from UMLS (Bodenreider, 2004).

2.3 Corpus

The statistics of the resulting dataset are described in Table 2. The table shows that the new ICD9 and ICD10 datasets contain more than thrice and twice the number of examples compared to MIMIC-III, respectively. As such, the number of unique ICD codes observed in the dataset increases. This is

²<https://www.cms.gov/medicare/icd-10/2023-icd-10-cm>

especially true for the transition to ICD10, which features a richer and more specific hierarchy of diagnoses and procedures and thus more billable codes to select from. Similar to MIMIC-III, these codes follow a natural long-tail distribution, where few codes appear often and the overwhelming majority is rare. Therefore, 50% of the ICD10 codes label at most three discharge summaries (twelve for ICD9). Furthermore, 2.0% and 6.3% ICD10 codes appear only in the respective test set, which requires *zero-shot learning* approaches to correctly predict these.

Given the domain, the vocabulary of the discharge summary documents is expectedly similar to MIMIC3, with 42% and 40% of tokens³ in ICD9 and ICD10 splits appearing in the vocabulary of MIMIC3, respectively. Vocabulary differs less for frequent terms, with the overlap for the top 100 terms being 72% for ICD9 and 64% for ICD10 splits.

3 Empirical Study

3.1 Baseline Methods

Baseline Models. In this section, we present the baseline models utilized for comparison in our study:

CAML The Convolutional Attention network for MultiLabel classification (CAML) was introduced by Mullenbach et al. (2018). It comprises a single-layer Convolutional Neural Network (CNN) and an attention layer that generates label-dependent representations for each ICD code.

LAAT The Label Attention Model, proposed by Vu et al. (2020), consists of a single bidirectional Long Short-Term Memory (LSTM) network that produces latent representations for clinical notes. The label attention layer applies a structured self-attention mechanism to generate label-specific document representations.

JointLAAT The Hierarchical Joint Learning model of LAAT predicts the first level of ICD codes (parent labels) and uses them as additional input for the final label attention prediction. This approach helps address imbalanced and long-tail labels, training the model by minimizing the joint losses of both parent and child labels.

³after white-space tokenization, lower-casing stop-word and digit-only token removal

MSMN The Multiple Synonyms Matching Network (Yuan et al., 2022) leverages synonyms for improved code representation learning through a multi-head-synonym attention and pooling mechanism.

PLM-ICD The ICD Coding with Pretrained Language Models, proposed by Huang et al. (2022), is a framework that employs pretrained language models to encode documents and uses the label attention layer from Vu et al. (2020) to enhance ICD coding prediction.

3.2 Implementation and Evaluation

To establish benchmarks for our ICD coding datasets, we executed the baseline models from the previous section using most of the hyperparameters reported in their respective papers. For clinical note preprocessing, we employed the standard regular expression tokenizer from the Natural Language Toolkit (NLTK) to tokenize the text into a list of word characters, convert the text to lowercase, and truncate it to the maximum length for each model. For training, we primarily adjusted the batch size to accommodate our GPUs, as MIMIC-IV datasets are larger and contain more labels than MIMIC-III. CAML, LAAT, and JointLAAT were trained using a single 16GB Tesla P100 GPU. Meanwhile MSMN, unlike for MIMIC-III, required more than 32 GB of memory and was thus trained on an 80GB A100 GPU. PLM-ICD was optimised using two 16 GB V100 GPUs.

As with MIMIC-III, we employed macro and micro AUC and F1, as well as precision@k (with $k = 8$ for full settings and $k = 5$ for top-50 settings). Micro scores average the performance across all label-instance pairs, providing an aggregate measure of performance across all labels. This is particularly useful for imbalanced datasets, as it assigns equal weight to each instance, regardless of label distribution. On the other hand, macro-F1 calculates an unweighted average of F1 scores for each label, treating all labels as equally important. This is especially useful for datasets with imbalanced label distribution, as it ensures that the performance on rare labels is not overshadowed by the performance on more frequent labels. Since MIMIC-IV has a similar average number of codes per document as MIMIC-III, precision@k remains appropriate.

Model	MIMIC-IV-ICD9-Full					MIMIC-IV-ICD9-50				
	AUC		F1		Precision	AUC		F1		Precision
	Macro	Micro	Macro	Micro	P@8	Macro	Micro	Macro	Micro	P@5
Single models										
CAML (Mullenbach et al., 2018)	93.45	99.29	11.06	57.28	64.91	93.07	94.05	65.33	69.23	58.64
LAAT (Vu et al., 2020)	95.18	99.47	13.12	60.31	67.47	94.88	96.29	69.99	74.46	62.01
Joint LAAT (Vu et al., 2020)	95.57	99.49	14.17	60.37	67.46	94.92	96.31	69.93	74.33	61.95
Models with External Data/Knowledge										
MSMN (Yuan et al., 2022)	96.79	99.56	13.94	61.15	68.89	95.13	96.46	71.85	75.78	62.60
PLM-ICD (Huang et al., 2022)	96.61	99.53	14.40	62.45	70.34	94.97	96.41	71.35	75.46	62.44

Table 3: Results of ICD9 code prediction models on the MIMIC-IV-ICD9-Full and MIMIC-IV-ICD9-50 test sets.

Model	MIMIC-IV-ICD10-Full					MIMIC-IV-ICD10-50				
	AUC		F1		Precision	AUC		F1		Precision
	Macro	Micro	Macro	Micro	P@8	Macro	Micro	Macro	Micro	P@5
Single models										
CAML (Mullenbach et al., 2018)	89.91	98.79	4.07	52.67	64.43	91.05	93.18	64.30	67.56	59.58
LAAT (Vu et al., 2020)	92.96	99.14	4.47	55.40	66.97	93.21	95.49	68.15	72.56	64.39
Joint LAAT (Vu et al., 2020)	93.64	99.27	5.71	55.89	66.89	93.39	95.57	68.41	72.85	64.49
Models with External Data/Knowledge										
MSMN (Yuan et al., 2022)	97.07	99.61	5.42	55.91	67.66	93.60	95.69	70.31	74.15	65.16
PLM-ICD (Huang et al., 2022)	91.85	99.02	4.90	56.95	69.47	93.37	95.61	69.01	73.27	64.57

Table 4: Results of ICD10 code prediction models on MIMIC-IV-ICD10-Full and MIMIC-IV-ICD10-50 test sets.

3.3 Benchmark Results

MIMIC-IV-ICD-9 The results presented in Table 3 indicate that, among the "single" models that do not rely on external data or knowledge, JointLAAT achieves the highest performance for MIMIC-IV-ICD-9-Full settings with a macro AUC of 95.57%, micro AUC of 99.49%, macro F1 of 14.17%, micro F1 of 60.37%, and precision@8 of 67.46%. On the other hand, LAAT also attains mostly the highest results in MIMIC-IV-ICD-9-50 settings, with macro AUC of 94.88%, micro AUC of 96.29%, macro F1 of 69.99%, macro F1 of 74.46%, and precision@5 of 62.01%. Among the models utilizing external data or knowledge, PLM-ICD achieves the best performance under MIMIC-IV-ICD-9-Full settings, with macro AUC of 96.61%, micro AUC of 99.53%, macro F1 of 14.40%, micro F1 of 62.45%, and precision@8 of 70.34%. Meanwhile, MSMN attains the best results under MIMIC-IV-ICD-9-50 settings, with macro AUC of 95.13%, micro AUC of 96.46%, micro F1 of 71.85%, macro F1 of 75.78%, and precision@5 of 62.60%.

MIMIC-IV-ICD-10 The results in Table 4 indicate that under MIMIC-IV-ICD-10-Full settings, LAAT achieves the highest performance among "single" models that do not rely on external data or knowledge, with macro AUC, micro AUC, mi-

cro F1, macro F1, and precision@8 of 93.64%, 99.27%, 5.71%, 55.89% and 66.89%, respectively. Precisely, it also attains 93.39%, 95.57%, 68.41%, 72.85%, and 64.49% in macro AUC, micro AUC, micro F1, macro F1, and precision@5, respectively, which are mostly the highest in the same setting for MIMIC-IV-ICD-10-50. In models utilizing external data or knowledge, PLM-ICD achieves the best results under MIMIC-IV-ICD-10-Full settings, with macro AUC, micro AUC, micro F1, macro F1, and precision@8 of 91.85%, 99.02%, 4.90%, 56.95% and 69.47%. Meanwhile, MSMN achieves the best results under MIMIC-IV-ICD-9-50 settings, with macro AUC, micro AUC, micro F1, macro F1, and precision@5 of 93.60%, 95.69%, 70.31%, 74.15%, and 65.16%. These results demonstrate the varied performance of models under different settings, emphasizing the importance of model selection based on the specific context and requirements.

3.4 Ablation study

To assess the effectiveness of our baseline models, we perform an ablation study on both the MIMIC-IV-ICD-9-Full and MIMIC-IV-ICD-10-Full datasets, comparing the two best-performing models: Multiple Synonyms Matching Network (MSMN) and ICD Coding with Pretrained Language Models (PLM-ICD), which are the top mod-

Frequency range	No. of ICD-9 codes	No. of ICD-10 codes
1-10	5,262	18,483
11-50	2,706	4,471
51-100	911	1,179
101-500	1,492	1,337
>500	853	626

Table 5: Label Frequency Distribution of MIMIC-IV-ICD-9-Full and MIMIC-IV-ICD-10-Full

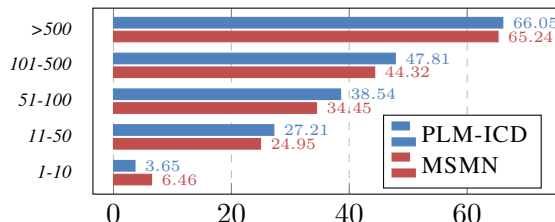


Figure 3: Comparison of Micro-F1 scores between PLM-ICD and MSMN on labels with different MIMIC-IV-ICD-9-Full test set frequencies.

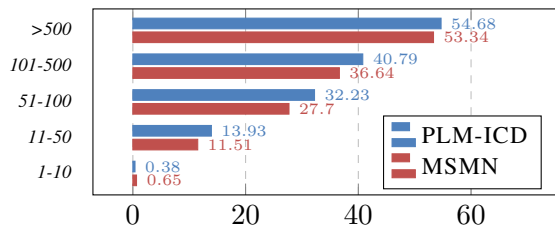


Figure 4: Comparison of Macro-F1 scores between PLM-ICD and MSMN on labels with different MIMIC-IV-ICD-9-Full test set frequencies.

els in our benchmark. We examine the performance of these models on labels grouped by their frequency of appearance. To gain deeper insights into the models’ predictions, we categorize medical codes into five groups based on their frequencies in MIMIC-IV-Full-ICD-9 and MIMIC-IV-Full-ICD-10 datasets: 1 – 10, 11 – 50, 51 – 100, 101 – 500, > 500. The statistics of all groups in both datasets are presented in Table 5.

MIMIC-IV-ICD-9 We compare the Micro F1 and Macro F1 scores across different groups in Figures 3 and 4. In general, PLM-ICD outperforms MSMN in most groups. For Micro-F1, the differences are particularly noticeable in the frequent groups: 1% in the > 500 group versus 3% in the 101 – 500, 51 – 100, and 11 – 50 groups, while PLM-ICD performs worse than MSMN in the 1 – 10 group, which contains the majority of codes. For Macro-F1, the differences are similar in the frequent groups: 1% in the > 500 group, 4% in the 101 – 500 group, 5% in the 51 – 100 group,

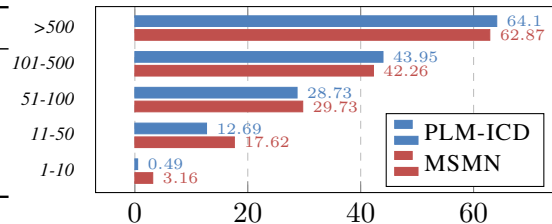


Figure 5: Comparison of Micro-F1 scores between PLM-ICD and MSMN on labels with different MIMIC-IV-ICD-10-Full test set frequencies.

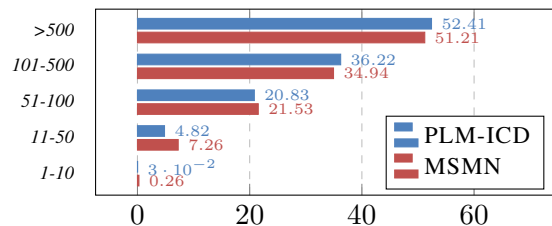


Figure 6: Comparison of Macro-F1 scores between PLM-ICD and MSMN on labels with different MIMIC-IV-ICD-10-Full test set frequencies.

and 2% in the 11 – 50 group, while PLM-ICD still performs slightly worse than MSMN in the 1 – 10 group. It appears that in the ICD-9 setting, PLM-ICD learns better than MSMN.

MIMIC-IV-ICD-10 We compare the Micro F1 and Macro F1 scores across different groups in Figures 5 and 6. In general, PLM-ICD outperforms MSMN in most groups. The differences in micro F1 are particularly noticeable in the more frequent groups (2% in > 500 and 101 – 500 groups versus), while PLM-ICD performs worse than MSMN in the 1 – 10, 11 – 50, and > 500 groups, which contains the majority of codes. We observe the similar pattern in macro F1: the differences are 1% in groups > 500, 101 – 500, while PLM-ICD performs worse than MSMN in the 51 – 100 and 11 – 50 group but slightly better in the 1 – 10 group which contains the majority of codes. One possible explanation for this is that both models can learn from a few examples in very rare codes; however, with the assistance of multiple synonyms, MSMN can better match the semantic meaning of the codes to the medical notes compared to PLM-ICD, which does not consider code descriptions and relies solely on code embeddings. In the more frequent groups, PLM-ICD outperforms MSMN due to its superior encoder from large pretrained models. This suggests a potential future direction for improving both code representation and medi-

cal note representation using large language models.

4 Related Work

Many ICD coding datasets exist in various languages and for various medical stages, such as ICD coding for admission notes, progress notes, or discharge notes. However, not all of them are publicly available due to the privacy concerns associated with clinical data. The most popular datasets are the MIMIC databases. MIMIC-III (Medical Information Mart for Intensive Care III) was one of the first large, freely-available databases consisting of deidentified health-related data for patients admitted to critical care units at the Beth Israel Deaconess Medical Center from 2001 to 2012. The database includes information such as demographics, bedside vital sign measurements, laboratory test results, procedures, medications, caregiver notes, imaging reports, and mortality (both in and out of the hospital). MIMIC-III supports a wide range of analytic studies, including epidemiology, clinical decision-rule improvement, and electronic tool development. (Mullenbach et al., 2018; Shi et al., 2017) are two of the first studies to publish a data pipeline for processing discharge summaries and matching them with ICD-9 codes, forming the MIMIC-III-full and MIMIC-III-top-50 sets, which became the benchmark for MIMIC-III ICD coding.

MIMIC-IV is the latest database containing real hospital stays for patients admitted to a tertiary academic medical center in Boston, MA, USA. It contains comprehensive information about each patient during their hospital stay, such as laboratory measurements, medications administered, and documented vital signs. The database aims to support a wide variety of research in healthcare. MIMIC-IV builds upon the success of MIMIC-III and incorporates numerous improvements. Several benchmarks and pipelines have been developed for MIMIC-IV to utilize its extensive dataset for various medical tasks: (Gupta et al., 2022) propose a data processing pipeline for extracting, cleaning, and preprocessing MIMIC-IV data for time-series tasks such as mortality prediction and readmission admission, while (Xie et al., 2022) propose a benchmark for emergency department (ED) triage, critical outcome prediction, and reattendance prediction at ED triage. However, there is no benchmark for ICD coding for MIMIC-IV. Our work aims to provide a processing procedure for this task, allow-

ing researchers to process data, reproduce results, and conduct further research on top of it.

5 Conclusion and Recommendations

The field of machine learning is witnessing a surge in research focused on building clinical predictive models using EHR data. These models effectively capture the complexities in EHR data and aid in predicting future outcomes. MIMIC datasets encourage research in this domain by providing a unique and extensive EHR dataset for researchers to explore. In this study, we establish a standardized benchmark for ICD coding on MIMIC-IV, covering both ICD-9 and ICD-10 codes. This process involves converting raw data into a task-specific format and applying popular deep learning baseline methods to the new datasets. Following the example set by (Mullenbach et al., 2018), we make our data processing code open-source, enabling researchers to reproduce and enhance the results.

In the future, we plan to expand our benchmark by adding more baselines, potentially incorporating relevant features such as drug codes and patient vitals. Since ICD codes play a crucial role in enhancing patient care, facilitating research, and ensuring accurate communication among healthcare providers, we aim to extend the use of clinical notes for joint prediction of ICD codes and readmission, triage, and mortality prediction tasks. By openly sharing our data processing code with the community, we hope to inspire others to join us in the ongoing refinement of this benchmark.

References

- Johnson Alistair, EW, Pollard Tom, J, and al. et. 2016. MIMIC-III, a freely accessible critical care database. *Scientific data*.
- O. Bodenreider. 2004. The unified medical language system (UMLS): Integrating biomedical terminology. *Nucleic Acids Research*.
- Pengfei Cao, Yubo Chen, Kang Liu, Jun Zhao, Shengping Liu, and Weifeng Chong. 2020. *HyperCore: Hyperbolic and co-graph representation for automatic ICD coding*. In *Proceedings of the 58th Annual Meeting of the Association for Computational Linguistics*, pages 3105–3114, Online. Association for Computational Linguistics.
- Matus Falis, Maciej Pajak, Aneta Lisowska, Patrick Schrempf, Lucas Deckers, Shadia Mikhael, Sotirios Tsaftaris, and Alison O’Neil. 2019. *Ontological attention ensembles for capturing semantic concepts in ICD code prediction from clinical text*. In

- Proceedings of the Tenth International Workshop on Health Text Mining and Information Analysis (LOUHI 2019)*, pages 168–177, Hong Kong. Association for Computational Linguistics.
- Richárd Farkas and György Szarvas. 2008. Automatic construction of rule-based ICD-9-CM coding systems. *BMC Bioinformatics*.
- Mehak Gupta, Brennan Galamoza, Nicolas Cutrona, Pranjal Dhakal, Raphael Poulain, and Rahmatollah Beheshti. 2022. [An extensive data processing pipeline for MIMIC-IV](#). In *Machine Learning for Health, ML4H 2022, 28 November 2022, New Orleans, Louisiana, USA & Virtual*, volume 193 of *Proceedings of Machine Learning Research*, pages 311–325. PMLR.
- Chao-Wei Huang, Shang-Chi Tsai, and Yun-Nung Chen. 2022. [PLM-ICD: Automatic ICD coding with pretrained language models](#). In *Proceedings of the 4th Clinical Natural Language Processing Workshop*, pages 10–20, Seattle, WA. Association for Computational Linguistics.
- Patrick Lewis, Myle Ott, Jingfei Du, and Veselin Stoyanov. 2020. [Pretrained language models for biomedical and clinical tasks: Understanding and extending the state-of-the-art](#). In *Proceedings of the 3rd Clinical Natural Language Processing Workshop*, pages 146–157, Online. Association for Computational Linguistics.
- Fei Li and Hong Yu. 2020. ICD coding from clinical text using multi-filter residual convolutional neural network. In *Proceedings of the 34th AAAI Conference on Artificial Intelligence*.
- Yang Liu, Hua Cheng, Russell Klopfer, Matthew R. Gormley, and Thomas Schaaf. 2021. [Effective convolutional attention network for multi-label clinical document classification](#). In *Proceedings of the 2021 Conference on Empirical Methods in Natural Language Processing*, pages 5941–5953, Online and Punta Cana, Dominican Republic. Association for Computational Linguistics.
- James Mullenbach, Sarah Wiegrefe, Jon Duke, Jimeng Sun, and Jacob Eisenstein. 2018. [Explainable prediction of medical codes from clinical text](#). In *Proceedings of the 2018 Conference of the North American Chapter of the Association for Computational Linguistics: Human Language Technologies, Volume 1 (Long Papers)*, pages 1101–1111, New Orleans, Louisiana. Association for Computational Linguistics.
- Elyne Scheurwegs, Boris Cule, Kim Luyckx, Leon Luyten, and Walter Daelemans. 2017. Selecting relevant features from the electronic health record for clinical code prediction. *Journal of Biomedical Informatics*, pages 74:92–103.
- Haoran Shi, Pengtao Xie, Zhiting Hu, Ming Zhang, and Eric P. Xing. 2017. [Towards automated ICD coding using deep learning](#). *CoRR*, abs/1711.04075.
- Fu-Chiang Tsui, Michael M. Wagner, Virginia M. Dato, and Chung-Chou Ho Chang. 2002. Value of ICD-9-coded chief complaints for detection of epidemics. *Proceedings. AMIA Symposium*, pages 711–5.
- Thanh Vu, Dat Quoc Nguyen, and Anthony Nguyen. 2020. [A label attention model for ICD coding from clinical text](#). In *Proceedings of the 29th International Joint Conference on Artificial Intelligence, IJCAI-20*, pages 3335–3341. Main track.
- WHO. 1948. [International statistical classification of diseases and related health problems](#).
- Feng Xie, Jun Zhou, Jin Wee Lee, Mingrui Tan, Siqi Li, Logasan S/O Rajnthern, Marcel Lucas Chee, Bibhas Chakraborty, An-Kwok Ian Wong, Alon Dagan, Marcus Ong, Fei Gao, and Nan Liu. 2022. [Benchmarking emergency department triage prediction models with machine learning and large public electronic health records](#). In *AMIA 2022, American Medical Informatics Association Annual Symposium, Washington, DC, USA, November 5-9, 2022*. AMIA.
- Zhichao Yang, Shufan Wang, Bhanu Pratap Singh Rawat, Avijit Mitra, and Hong Yu. 2022. [Knowledge injected prompt based fine-tuning for multi-label few-shot ICD coding](#). In *Proceedings of the 2021 Conference on Empirical Methods in Natural Language Processing*.
- Zheng Yuan, Chuanqi Tan, and Songfang Huang. 2022. [Code synonyms do matter: Multiple synonyms matching network for automatic ICD coding](#). In *Proceedings of the 60th Annual Meeting of the Association for Computational Linguistics (Volume 2: Short Papers)*, pages 808–814, Dublin, Ireland. Association for Computational Linguistics.