

Multicast Transmission Design with Enhanced DoF for MIMO Coded Caching Systems

Mohammad Naseri Tehrani, MohammadJavad Salehi and Antti Tölli

Centre for Wireless Communications, University of Oulu, 90570 Oulu, Finland

E-mail: {firstname.lastname}@oulu.fi

Abstract—Integrating coded caching (CC) techniques into multi-input multi-output (MIMO) setups provides a substantial performance boost in terms of the achievable degrees of freedom (DoF). In this paper, we study cache-aided MIMO setups where a single server with L transmit antennas communicates with a number of users each with G receive antennas. We extend a baseline CC scheme, originally designed for multi-input single-output (MISO) systems, to the considered MIMO setup. However, in the proposed MIMO approach, instead of merely replicating the transmit strategy from the baseline MISO scheme, we adjust the number of users served in each transmission to maximize the achievable DoF. This approach not only makes the extension more flexible in terms of supported network parameters but also results in an improved DoF of $\max_{\beta \leq G} \beta \lfloor \frac{L-1}{\beta} \rfloor + \beta(t+1)$, where t is the coded caching gain. In addition, we also propose a high-performance multicast transmission design for the considered MIMO-CC setup by formulating a symmetric rate maximization problem in terms of the transmit covariance matrices for the multicast signals and solving the resulting non-convex problem using successive convex approximation. Finally, we use numerical simulations to verify both improved DoF results and enhanced MIMO multicasting performance.

Index Terms—coded caching, multicasting, MIMO communications, finite-SNR performance

I. INTRODUCTION

Mobile data traffic is growing continuously due to exponentially increasing volumes of multimedia content and the rising popularity of emerging applications such as mobile immersive viewing and extended reality. It is apparent that the existing wireless network infrastructure is under considerable strain due to the particularly demanding requirements of these applications, ranging from high throughput to ultra-low latency. This has motivated the development of novel techniques, among which, coded caching (CC), originally proposed in the pioneering work [1], has been deemed interesting as it offers a new performance gain t growing proportionally to the cumulative cache size across all network users. In fact, CC enables using the onboard memory of network devices as a new communication resource, appealing especially for multimedia applications where the content is cacheable in nature. The new gain of CC results from multicasting carefully-built codewords to groups of users of size $t+1$, such that each user can eliminate undesired parts of the message using its

cache contents. While CC was originally designed for single-input single-output (SISO) setups [1], later studies showed it could also be used in multiple-input single-output (MISO) systems, demonstrating that spatial multiplexing and coded caching gains are additive [2]. This is achieved by serving multiple groups of users simultaneously with multiple multicast messages and suppressing the intra-group interference by beamforming. Accordingly, in a MISO-CC setting with L transmit antennas, $t+L$ users can be served in parallel, and the so-called degree-of-freedom (DoF) of $t+L$ is achievable [2], [3]. In another work, authors in [4], [5] discussed how multi-group multicast optimized beamformers could be designed to improve the performance of MISO-CC schemes in the finite signal-to-noise ratio (SNR) regime. In the same works, the spatial multiplexing gain and the number of partially overlapping multicast messages were flexibly adjusted in a trade-off for improved design complexity and finite-SNR performance.

While MISO-CC has been extensively studied in the literature, multi-input multiple-output (MIMO)-CC has received less attention. In [6], the optimal DoF of cache-aided MIMO networks with three transmitters and three receivers is studied, and in [7], general message sets are used to introduce two inner and outer bounds on the achievable DoF of MIMO-CC schemes. More recently, low-complexity MIMO-CC schemes for single-transmitter setups are studied in [8], and it is shown that with G antennas at each receiver, if $\frac{L}{G}$ is an integer, the single-shot DoF of $Gt+L$ is achievable. Unicast and multicast beamforming strategies for improving the finite-SNR performance of MIMO-CC schemes are also considered in [9].

In this paper, we extend the works of [8], [9] on MIMO-CC schemes. The contributions are two-fold. First, we alter the delivery scheme of [8] to improve the achievable DoF. The idea is that, instead of serving the same number of users as the baseline MISO-CC scheme in each transmission, we intelligently select this parameter to maximize the single-shot DoF. As a result, the integer constraint of [8] on $\frac{L}{G}$ is removed and the improved DoF of $\max_{\beta \leq G} \beta \lfloor \frac{L-1}{\beta} \rfloor + \beta(t+1)$ is achieved. Second, we extend the linear multicast beamformer design of [9], which had limited flexibility in the design parameters, by formulating a symmetric rate maximization problem with respect to (w.r.t) the general transmission covariance matrices of multicast messages for a given delivery scheme, and where the user-specific rate is aggregated from all multicast messages

This work is supported by the Academy of Finland under grants no. 346208 (6G Flagship) and 343586 (CAMAIDE).

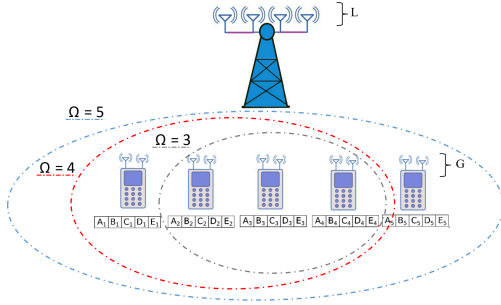


Fig. 1: MIMO CC system model and the selection of users for different Ω .

intended to the given user. As the resulting problem is non-convex, we use successive convex approximation (SCA) to find the symmetric rate, which exceeds the rate of [9]. Numerical simulations are used to verify both improved DoF results and enhanced beamformer performance.

Throughout the text, we use the following notations. For integer J , $[J] \equiv \{1, 2, \dots, J\}$. Boldface upper- and lower-case letters indicate matrices and vectors, respectively, and calligraphic letters denote sets. $|\mathcal{K}|$ denotes the cardinality of the set \mathcal{K} , $\mathcal{K} \setminus \mathcal{T}$ is the set of elements in \mathcal{K} that are not in \mathcal{T} . A collection of sets and the number of such sets are represented by \mathbf{B} and $|\mathbf{B}|$, respectively. Other notations are defined as they are used in the text.

II. SYSTEM MODEL

A. Network Setup

We consider a MIMO setup where a single BS with L transmit antennas serves K cache-enabled users each with G received antennas, as shown in Figure 1.¹ Every user has a cache memory of size M data units and requests files from a library \mathcal{F} of N unit-sized files. The coded caching gain is defined as $t \equiv \frac{KM}{N}$, which represents how many copies of the file library could be stored in the cache memories of all users. The system operation comprises two phases; placement and delivery. In the placement phase, the users' cache memories are filled with data. Following a similar structure as [3], we split each file $W \in \mathcal{F}$ into $\binom{K}{t}$ subfiles $W_{\mathcal{P}}$, where $\mathcal{P} \subseteq [K]$ denotes any subset of users with $|\mathcal{P}| = t$. Then, we store $W_{\mathcal{P}}$, $\forall W \in \mathcal{F}, \forall \mathcal{P} : k \in \mathcal{P}$ in the cache memory of user $k \in [K]$.

At the beginning of the delivery phase, each user k reveals its requested file $W(k) \in \mathcal{F}$ to the server. The server then constructs and transmits (e.g., in consecutive time slots) a set of transmission vectors $\mathbf{x}(i) \in \mathbb{C}^L$, $i \in [\binom{K}{\Omega}]$, where $\mathbf{x}(i)$ delivers parts of the requested data to every user in a subset $\mathcal{K}(i)$ of users with $|\mathcal{K}(i)| = \Omega$, and $t+1 \leq \Omega \leq t+L$ is the number of users served in each transmission, chosen to maximize the achievable DoF (detailed explanation in Section III). Upon transmission of $\mathbf{x}(i)$, user $k \in \mathcal{K}(i)$ receives

$$\mathbf{y}_k(i) = \mathbf{H}_k \mathbf{x}(i) + \mathbf{z}_k(i), \quad (1)$$

¹In fact, L and G represent the spatial multiplexing gain at the transmitter and receivers, respectively, which may be less than the actual number of antennas depending on the channel rank and the number of baseband RF chains. Nevertheless, the term 'antenna count' is used for simplicity throughout the text.

where $\mathbf{H}_k \in \mathbb{C}^{G \times L}$ is the channel matrix between the server and user k , and $\mathbf{z}_k(i) \sim \mathcal{CN}(\mathbf{0}, N_0 \mathbf{I})$ represents the noise. The entries of \mathbf{H}_k are assumed to be independent identically distributed (i.i.d) Gaussian variables with zero-mean and unit variance, and full channel state information (CSI) is considered available at the server.

In order to define the symmetric rate, we need to know the length (in data units) of each transmission vector. Using a similar reasoning as [2], to ensure new data is delivered in each transmission, we need to further split every subfile $W_{\mathcal{P}}$ into $\binom{K-t-1}{\Omega-t-1}$ equal-sized subpackets $W_{\mathcal{P}}^q$. Moreover, as will be seen shortly (Section II-B), the codeword creation process in the delivery phase involves XOR operations over the finite field that do not alter the data size. As a result, the length of every transmission vector is the same as the subpacket length of $\frac{1}{\Theta}$, where $\Theta = \binom{K}{t} \binom{K-t-1}{\Omega-t-1}$ denotes the *subpacketization* level. Now, using R_i to denote the multicast (max-min) transmission rate of $\mathbf{x}(i)$ that enables successful decoding at every user $k \in \mathcal{K}(i)$, the transmission time of $\mathbf{x}(i)$ is $T_i = \frac{1}{\Theta R_i}$, and the symmetric rate can be defined as

$$R_{\text{sym}} = \frac{K}{\sum_i T_i} = \frac{K}{\sum_i \frac{1}{\Theta R_i}} = \frac{K \binom{K}{t} \binom{K-t-1}{\Omega-t-1}}{\sum_i \frac{1}{R_i}}. \quad (2)$$

The goal is to design the delivery scheme to maximize R_{sym} .

B. Building the Transmission Vectors $\mathbf{x}(i)$

The proposed cache placement strategy in Section II-A, which is a straightforward adaptation of [3], enables us to create an XOR codeword for every subset \mathcal{T} of users with $|\mathcal{T}| = t+1$, such that the data intended for every user is available in the cache memory of all the other t users of \mathcal{T} . As a tiny example, in a SISO setup with two users and the CC gain of $t=1$, if users 1 and 2 request files A and B , respectively, we may simply broadcast $A_2 \oplus B_1$, where \oplus denotes the XOR operation over a finite field. Then, by definition, user 1 has B_1 in its cache memory and can remove it from the received signal to decode A_2 , and, similarly, user 2 can remove A_2 to decode B_1 .

In our general MIMO-CC setup, we build a separate transmission vector $\mathbf{x}(i)$ for every subset $\mathcal{K}(i)$ of users with $|\mathcal{K}(i)| = \Omega$. Following the same intuition of SISO [1] and MISO [2] systems, to build $\mathbf{x}(i)$, we also create a multicast message for every subset \mathcal{T} of $\mathcal{K}(i)$ with $|\mathcal{T}| = t+1$. However, to mitigate the interference among these multicast messages, instead of the stream-specific beamforming design [4], [9], [10], we consider a general multicast transmission design as

$$\mathbf{x}(i) = \sum_{\mathcal{T} \subseteq \mathcal{K}(i), |\mathcal{T}|=t+1} \mathbf{x}_{\mathcal{T}}(i), \quad (3)$$

where $\mathbf{x}_{\mathcal{T}}(i)$ is the corresponding multicast signal for users in \mathcal{T} at time interval i , chosen from a complex Gaussian codebook $\mathbf{x}_{\mathcal{T}} \sim \mathcal{CN}(\mathbf{0}, \mathbf{K}_{\mathbf{x}_{\mathcal{T}}})$ with a covariance matrix $\mathbf{K}_{\mathbf{x}_{\mathcal{T}}}$. Without loss of generality, let us consider a single time interval and remove the i index (the same process is repeated at every interval). Let us also define $S^{\mathcal{K}} = \{\mathcal{T} \subseteq \mathcal{K}, |\mathcal{T}| = t+1\}$ as the set of all multicast groups in the considered time interval, and $S_k^{\mathcal{K}} = \{\mathcal{T} \in S^{\mathcal{K}} \mid k \in \mathcal{T}\}$ and $\bar{S}_k^{\mathcal{K}} = S^{\mathcal{K}} \setminus S_k^{\mathcal{K}}$ as the

set of multicast groups including and not including user k , respectively. Then, we can rewrite the transmission vector in (3) as $\mathbf{x} = \sum_{\mathcal{T} \in \mathcal{S}^{\mathcal{K}}} \mathbf{x}_{\mathcal{T}}$, and similarly, equation (1) (the received signal at user $k \in \mathcal{K}$) can also be reformulated as

$$\mathbf{y}_k = \mathbf{H}_k \sum_{\mathcal{T} \in \mathcal{S}_k^{\mathcal{K}}} \mathbf{x}_{\mathcal{T}} + \mathbf{H}_k \sum_{\mathcal{T} \in \bar{\mathcal{S}}_k^{\mathcal{K}}} \mathbf{x}_{\mathcal{T}} + \mathbf{z}_k, \quad (4)$$

where the first and the second summation represent the intended and interference terms for user k , respectively.

Note that, according to the definition, it can be easily shown that $|\mathcal{S}_k^{\mathcal{K}}| = \binom{\Omega-1}{t}$ and $|\bar{\mathcal{S}}_k^{\mathcal{K}}| = \binom{\Omega-1}{t+1}$. As a result, if $\Omega > t+1$, every user $k \in \mathcal{K}$ should decode multiple codewords received in parallel, and the codeword-specific rates are constrained by the equivalent user-specific multiple access channel (MAC) rate region [2], [4]. More details are provided in Section IV.

III. IMPROVED DoF FOR MIMO-CC SYSTEMS

CC techniques are shown to provide the total DoF of $t+1$ in SISO setups [1]. This total achievable DoF is increased to $t+L$ in a MISO setup with the spatial multiplexing gain of L at the transmitter [2], and is shown to be optimal with uncoded cache placement and single-shot data delivery [11]. Denoting the DoF as the number of parallel data streams (and not the number of users),² in [8], it is shown that if $\frac{L}{G}$ is an integer, the total DoF of a MIMO-CC setup can reach $Gt+L$, where G is the spatial multiplexing gain at the receiver side.

Consider a MIMO-CC network with coded caching gain t and spatial multiplexing gains of L and G at the transmitter and receivers, respectively. The number of users K is not smaller than $t+L$. Assume in every transmission, we serve a total number of Ω users, and each user wants to decode $\beta \leq G$ streams simultaneously. The goal is to maximize $\Omega \times \beta$ while assuring that decoding all the parallel streams is possible and not limited by interference.

Consider a specific user k receiving data during an arbitrary transmission interval. With coded caching gain t , the interference caused by every stream sent to user k can be removed by cache contents at up to t users. Moreover, as $\beta \leq G$, the inter-stream interference among these streams can be suppressed by receiver-side processing. So, for successful, not interference-limited decoding, the interference caused by streams sent to user k should be suppressed by transmitter-side precoding over every stream intended for the rest of $\Omega - t - 1$ target users. As a result, we should have $L - 1 \geq \beta(\Omega - t - 1)$, or equivalently

$$\Omega \leq \left\lfloor \frac{L-1}{\beta} \right\rfloor + t + 1, \quad (5)$$

where the floor operation is used to ensure the upper bound is an integer. As a result

$$\text{DoF}_{\max} = \max_{\beta \leq G} \beta \left\lfloor \frac{L-1}{\beta} \right\rfloor + \beta(t+1). \quad (6)$$

It can be shown that the function inside the max operation is *not* a monotonic function of β , and hence, the maximum DoF is not necessarily achieved at $\beta = G$ (for example, consider

²Note that defining the DoF as the number of streams does not contradict its conventional definition in the SISO-CC and MISO-CC literature, as in both cases every user can receive only one stream per transmission.

the case $L = 16$, $G = 4$, $t = 1$, where the DoF of 21 is achieved with $\beta = 3$, while with $\beta = G = 4$, the DoF is 20). Nevertheless, setting $\beta = G$ gives us a quick metric to calculate an achievable DoF value $\text{DoF}_G = G \left\lfloor \frac{L-1}{G} \right\rfloor + G(t+1)$. For example, if $L = 3$, $G = \beta = 2$, and $t = 1$, $\text{DoF}_G = 6$ is achievable. Note that with the MIMO-CC scheme in [8], we need at least $L = 4$ to achieve the same DoF. So, our scheme not only relaxes the integer constraint on $\frac{L}{G}$ but also shows that the gain boost of MIMO-CC setups is possible with smaller transmitter-side spatial multiplexing gains than suggested in [8]. In Section VI, we confirm the achievability of the DoF value in (6) through simulations.

IV. MULTI-GROUP MULTICAST TRANSMISSION DESIGN

In this work, we examine the worst-case delivery rate at which the system can serve all requests for files from the library. We propose an extension of linear MISO multigroup multicasting [5, Theorem 1] to a general transmission strategy in MIMO-CC systems. The goal is to optimize the minimum user-specific rate over the MIMO capacity region by developing a generalized multicast transmission strategy. The user-specific rate at a particular user k is obtained by aggregating all the messages that form an equivalent MAC channel, i.e., $R_{MAC}^k = \min_{\mathbf{B} \subseteq \mathcal{S}_k^{\mathcal{K}}} \left[\frac{1}{|\mathbf{B}|} \sum_{\mathcal{T} \in \mathbf{B}} R_{\mathcal{T}} \right]$, where $\mathbf{B} \neq \emptyset$ could represent any set family of codewords with sizes $|\mathbf{B}| = i$, $i \in \{1, \dots, m_k\}$, and $\sum_{\mathcal{T} \in \mathbf{B}} R_{\mathcal{T}}$ limits the individual and sum rate of any combination of two or more transmitted multicast signals determined with sizes of $|\mathbf{B}|$ [5]. To this end, we formulate the symmetric rate maximization problem for the MIMO multigroup multicasting model in (4) as follows:

$$\begin{aligned} & \max_{\mathbf{K}_{\mathbf{x}_{\mathcal{T}}}, R_{\mathcal{T}}, \mathcal{T} \in \mathbf{B}} \min_{k \in \mathcal{K}} \min_{\mathbf{B} \subseteq \mathcal{S}_k^{\mathcal{K}}} \left[\frac{1}{|\mathbf{B}|} \sum_{\mathcal{T} \in \mathbf{B}} R_{\mathcal{T}} \right] \\ & \text{s.t.} \quad \sum_{\mathcal{T} \in \mathbf{B}} R_{\mathcal{T}} \leq \log |\mathbf{I} + \mathbf{H}_k \sum_{\mathcal{T} \in \mathbf{B}} \mathbf{K}_{\mathbf{x}_{\mathcal{T}}} \mathbf{H}_k^H \mathbf{Q}_k^{-1}|, \\ & \quad \quad \quad \forall k \in \mathcal{K}, \mathbf{B} \subseteq \mathcal{S}_k^{\mathcal{K}} \\ & \quad \quad \quad \sum_{\mathcal{T} \in \mathcal{S}^{\mathcal{K}}} \text{Tr}(\mathbf{K}_{\mathbf{x}_{\mathcal{T}}}) \leq P_T, \end{aligned} \quad (7)$$

where the first constraint covers the rate region among all multicast messages received by user k , and $\mathbf{Q}_k = (N_0 \mathbf{I} + \mathbf{H}_k \sum_{\mathcal{T} \in \bar{\mathcal{S}}_k^{\mathcal{K}}} \mathbf{K}_{\mathbf{x}_{\mathcal{T}}} \mathbf{H}_k^H)$. The optimization problem (7) is NP-hard and non-convex due to the interference terms \mathbf{Q}_k . By applying successive convex approximation (SCA), the problem can be solved iteratively. For this purpose, one can show that for $k \in \mathcal{K}$, $\mathbf{B} \subseteq \mathcal{S}_k^{\mathcal{K}}$, the constraints can be written as the difference of two convex functions:

$$\sum_{\mathcal{T} \in \mathbf{B}} R_{\mathcal{T}} \leq \log \left| \mathbf{Q}_k + \mathbf{H}_k \sum_{\mathcal{T} \in \mathbf{B}} \mathbf{K}_{\mathbf{x}_{\mathcal{T}}} \mathbf{H}_k^H \right| - \log |\mathbf{Q}_k|. \quad (8)$$

Then, applying the first-order Taylor series approximation to the second right hand terms of (8), we obtain the lower bound for the negative logdet term

$$\text{Tr} \left(\bar{\mathbf{Q}}_k^{-1} \mathbf{H}_k \sum_{\mathcal{T} \in \mathcal{S}_k^{\mathcal{K}}} (\bar{\mathbf{K}}_{\mathbf{x}_{\mathcal{T}}} - \mathbf{K}_{\mathbf{x}_{\mathcal{T}}}) \mathbf{H}_k^H \right) - \log |\bar{\mathbf{Q}}_k|. \quad (9)$$

Here the constants $\bar{\mathbf{Q}}_k$ are a function of the previous SCA solutions denoted by $\bar{\mathbf{K}}_{\mathbf{x}_{\mathcal{T}}}$. Lastly, we can express the ap-

- 1) **Initialize** $\bar{\mathbf{K}}_{\mathbf{x}_T}, \mathcal{T} \in S_k^{\mathcal{K}}, \forall k \in \mathcal{K}$, and $Er_{\text{SCA}} = 10^{-4}$.
- 2) **Repeat**
- 3) Solve convex problem (10) for given $\bar{\mathbf{K}}_{\mathbf{x}_T}$ to obtain $\mathbf{K}_{\mathbf{x}_T}, \mathcal{T} \in S_k^{\mathcal{K}}, \forall k \in \mathcal{K}$ and R .
- 4) update $\bar{\mathbf{K}}_{\mathbf{x}_T} = \mathbf{K}_{\mathbf{x}_T}, \mathcal{T} \in S_k^{\mathcal{K}}, \forall k \in \mathcal{K}$.
- 5) **Untill** $|R - \bar{R}| \leq Er_{\text{SCA}}$
- 6) **Output** $\mathbf{K}_{\mathbf{x}_T}^* = \bar{\mathbf{K}}_{\mathbf{x}_T}, \mathcal{T} \in S_k^{\mathcal{K}}, \forall k \in \mathcal{K}$

Algorithm 1: SCA of (10)

proximated convex optimization problem as follows:

$$\begin{aligned}
& \max_{\mathbf{K}_{\mathbf{x}_T}, \mathcal{T} \subseteq \mathcal{K}} R \\
& \text{s.t. } R \leq \frac{1}{|\mathcal{B}|} \left(\log |N_0 \mathbf{I} + \mathbf{H}_k \left(\sum_{\mathcal{T} \in \mathcal{B}} \mathbf{K}_{\mathbf{x}_T} + \sum_{\mathcal{T} \in S_k^{\mathcal{K}}} \mathbf{K}_{\mathbf{x}_T} \right) \mathbf{H}_k^H \right| \\
& \quad + \text{Tr}(\bar{\mathbf{Q}}_k^{-1} \mathbf{H}_k \sum_{\mathcal{T} \in S_k^{\mathcal{K}}} (\bar{\mathbf{K}}_{\mathbf{x}_T} - \mathbf{K}_{\mathbf{x}_T}) \mathbf{H}_k^H) - \log |\bar{\mathbf{Q}}_k| \Big) \\
& \quad \forall k \in \mathcal{K}, \mathcal{B} \subseteq S_k^{\mathcal{K}}, \quad (10) \\
& \sum_{\mathcal{T} \in S^{\mathcal{K}}} \text{Tr}(\mathbf{K}_{\mathbf{x}_T}) \leq P_T.
\end{aligned}$$

Starting with a randomly initial point $\bar{\mathbf{K}}_{\mathbf{x}_T}, \mathcal{T} \in S_k^{\mathcal{K}}$, that fulfills the power constraint and iterating until convergence, the optimization problem (10) achieves a local solution of (7). Introducing an iterative approach, **Algorithm 1** presents a solution for the problem (10) which leads to the optimal solution for (7). Stopping criteria is determined by the improvement of the rate R compared to its previous SCA value \bar{R} .

Remark 1. For the special case of $L = G$ and $\Omega = t + 1$, the symmetric multicast transmission signal vector in (4) becomes interference-free, and hence, (10) is simplified to the following convex maxmin problem:

$$\begin{aligned}
& \max_{\mathbf{K}_{\mathbf{x}_T}, \mathcal{T} \subseteq \mathcal{K}, R^k, \forall k \in \mathcal{K}} \min_{k \in \mathcal{K}} (R^1, \dots, R^k) \\
& \text{s.t. } R^k \leq \log |\mathbf{I} + N_0^{-1} \mathbf{H}_k \mathbf{K}_{\mathbf{x}_T} \mathbf{H}_k^H|, \forall k \in \mathcal{K} \\
& \text{Tr}(\mathbf{K}_{\mathbf{x}_T}) \leq P_T, \quad (11)
\end{aligned}$$

where R^k represents the rate of k -th user receiving a particular multicast signal.

V. EXAMPLES OF TRANSMIT STRATEGIES

In this section, we analyze the impact of various multi-group multicast transmission configurations and reveal how the chosen transmission strategy can influence both the MIMO-CC system design and its performance. We assume a content delivery scenario illustrated in Fig.1, where a transmitter with L antennas should fulfill requests from $K = 10$ users, each equipped with $G = 2$ antennas. We compute the symmetric rate R_{sym} in (3), taking into account the number of transmission vectors and codeword lengths, while assuming the same content placement strategy as in [1]. It should be noted that, as discussed in Section II, we need to further split each subfile $W_{\mathcal{P}}$ into $\binom{K-t-1}{\Omega-t-1}$ smaller chunks $W_{\mathcal{P}}^q$. However, as a matter of simplicity, chunk indices q are ignored here since they do not have any influence on the algorithm's behavior. Moreover,

throughout this analysis, we focus on the transmission vector in a single time slot, even though the data transfer takes place over multiple consecutive time slots (in each slot, Ω users are served). Below, we illustrate various configurations through a number of examples to provide a better understanding.

Example 1. In this example, the BS has $L = 4$ antennas and serves $\Omega = 3$ users, and the CC gain is $t = 1$ (i.e., DoF = 6). For notational simplicity, let us assume that A , B , and C denote the files requested by users 1-3, respectively. For this setup, the multicast transmission vector for users 1-3 can be written as

$$\mathbf{x} = \mathbf{x}_{1,2} + \mathbf{x}_{1,3} + \mathbf{x}_{2,3}, \quad (12)$$

where each signal is proportional to its transmitted message, i.e., $\mathbf{x}_{1,2} \propto (A_2 \oplus B_1)$, $\mathbf{x}_{1,3} \propto (A_3 \oplus C_1)$, $\mathbf{x}_{2,3} \propto (B_3 \oplus C_2)$.³ Then, the received signals at users 1-3 can be expressed as:

$$\begin{aligned}
\mathbf{y}_1 &= \underline{\mathbf{H}}_1 \mathbf{x}_{1,2} + \underline{\mathbf{H}}_1 \mathbf{x}_{1,3} + \mathbf{H}_1 \mathbf{x}_{2,3} + \mathbf{z}_1, \\
\mathbf{y}_2 &= \underline{\mathbf{H}}_2 \mathbf{x}_{1,2} + \underline{\mathbf{H}}_2 \mathbf{x}_{2,3} + \mathbf{H}_2 \mathbf{x}_{1,3} + \mathbf{z}_2, \\
\mathbf{y}_3 &= \underline{\mathbf{H}}_3 \mathbf{x}_{1,3} + \underline{\mathbf{H}}_3 \mathbf{x}_{2,3} + \mathbf{H}_3 \mathbf{x}_{1,2} + \mathbf{z}_3,
\end{aligned} \quad (13)$$

where underlined terms correspond to the desired signals for each user. Now, if we consider user 1, both $\mathbf{x}_{1,2}$ and $\mathbf{x}_{1,3}$ are desired signals while $\mathbf{x}_{2,3}$ appears as Gaussian interference. Thus, \mathbf{y}_1 represents a Gaussian MAC channel, and user 1 can decode both of its required messages with the equal rate of

$$R_{\text{MAC}}^1 = \min \left(R_{\{1,2\}}, R_{\{1,3\}}, \frac{1}{2} R_{\{\{1,2\}, \{1,3\}\}} \right), \quad (14)$$

where $R_{\{\{1,2\}, \{1,3\}\}} = R_{\{1,2\}} + R_{\{1,3\}}$, and $R_{\{1,2\}}$ and $R_{\{1,3\}}$ correspond to $\mathbf{x}_{1,2}$ and $\mathbf{x}_{1,3}$, respectively. Using this example as a guide, $\mathcal{K} = \{1, 2, 3\}$, $S^{\mathcal{K}} = \{\{1, 2\}, \{1, 3\}, \{2, 3\}\}$, $S_1^{\mathcal{K}} = \{\{1, 2\}, \{1, 3\}\}$, $S_1^{\mathcal{K}} = \{\{2, 3\}\}$, and \mathcal{B} could be selected as $\{\{1, 2\}\}$, $\{\{1, 3\}\}$, or $\{\{1, 2\}, \{1, 3\}\}$. Therefore, the optimum multicast transmission rate, determined w.r.t the covariance matrices, can be found by solving:

$$\begin{aligned}
& \max_{\mathbf{K}_{\mathbf{x}_T}, R} R \\
& \text{s.t. } R \leq \log |\mathbf{I} + \mathbf{H}_1 \mathbf{K}_{\mathbf{x}_{1,2}} \mathbf{H}_1^H \mathbf{Q}_1^{-1}|, \\
& \quad R \leq \log |\mathbf{I} + \mathbf{H}_1 \mathbf{K}_{\mathbf{x}_{1,3}} \mathbf{H}_1^H \mathbf{Q}_1^{-1}|, \\
& \quad R \leq \frac{1}{2} \log |\mathbf{I} + \mathbf{H}_1 (\mathbf{K}_{\mathbf{x}_{1,2}} + \mathbf{K}_{\mathbf{x}_{1,3}}) \mathbf{H}_1^H \mathbf{Q}_1^{-1}|, \\
& \quad R \leq \log |\mathbf{I} + \mathbf{H}_2 \mathbf{K}_{\mathbf{x}_{1,2}} \mathbf{H}_2^H \mathbf{Q}_2^{-1}|, \\
& \quad R \leq \log |\mathbf{I} + \mathbf{H}_2 \mathbf{K}_{\mathbf{x}_{1,3}} \mathbf{H}_2^H \mathbf{Q}_2^{-1}|, \\
& \quad R \leq \frac{1}{2} \log |\mathbf{I} + \mathbf{H}_2 (\mathbf{K}_{\mathbf{x}_{1,2}} + \mathbf{K}_{\mathbf{x}_{2,3}}) \mathbf{H}_2^H \mathbf{Q}_2^{-1}|, \\
& \quad R \leq \log |\mathbf{I} + \mathbf{H}_3 \mathbf{K}_{\mathbf{x}_{1,3}} \mathbf{H}_3^H \mathbf{Q}_3^{-1}|, \\
& \quad R \leq \log |\mathbf{I} + \mathbf{H}_3 \mathbf{K}_{\mathbf{x}_{2,3}} \mathbf{H}_3^H \mathbf{Q}_3^{-1}|, \\
& \quad R \leq \frac{1}{2} \log |\mathbf{I} + \mathbf{H}_3 (\mathbf{K}_{\mathbf{x}_{1,3}} + \mathbf{K}_{\mathbf{x}_{2,3}}) \mathbf{H}_3^H \mathbf{Q}_3^{-1}|, \\
& \quad \sum_{\mathcal{T} \in \{\{1,2\}, \{1,3\}, \{2,3\}\}} \text{Tr}(\mathbf{K}_{\mathbf{x}_T}) \leq P_T,
\end{aligned} \quad (15)$$

where $\mathbf{Q}_1 = N_0 \mathbf{I} + \mathbf{H}_1 \mathbf{K}_{\mathbf{x}_{2,3}} \mathbf{H}_1^H$, $\mathbf{Q}_2 = N_0 \mathbf{I} + \mathbf{H}_2 \mathbf{K}_{\mathbf{x}_{1,3}} \mathbf{H}_2^H$,

³As a special case, in (12), we may use linear transmit precoders $\mathbf{w}_{\mathcal{T}}$, defined by indices $\mathcal{T} \in \{\{1, 2\}, \{1, 3\}, \{2, 3\}\}$, to get the transmission vector $\mathbf{x} = (A_2 \oplus B_1) \mathbf{w}_{1,2} + (A_3 \oplus C_1) \mathbf{w}_{1,3} + (B_3 \oplus C_2) \mathbf{w}_{2,3}$ [5].

and $\mathbf{Q}_3 = N_0 \mathbf{I} + \mathbf{H}_3 \mathbf{K}_{\mathbf{x}_{1,2}} \mathbf{H}_3^H$. Problem (15) is nonconvex; however, it can be readily solved by the proposed SCA in **Algorithm 1**.

Example 2. In this scenario, we increase the number of served users to $\Omega = 4$, while keeping the transmitter-side antenna count as $L = 4$ and the CC gain as $t = 1$ (it can be seen that $\text{DoF} = 4$). Let us assume users 1-4 request files A, B, C , and D . Then, the general multicast transmission vector is

$$\mathbf{x} = \mathbf{x}_{1,2} + \mathbf{x}_{1,3} + \mathbf{x}_{1,4} + \mathbf{x}_{2,3} + \mathbf{x}_{2,4} + \mathbf{x}_{3,4}, \quad (16)$$

where $\mathbf{x}_{1,2} \propto (A_2 \oplus B_1)$, $\mathbf{x}_{1,3} \propto (A_3 \oplus C_1)$, $\mathbf{x}_{1,4} \propto (A_4 \oplus D_1)$, $\mathbf{x}_{2,3} \propto (B_3 \oplus C_2)$, $\mathbf{x}_{2,4} \propto (B_4 \oplus D_2)$, and $\mathbf{x}_{3,4} \propto (C_4 \oplus D_3)$. The received signal at user k is expressed as

$$\mathbf{y}_k = \mathbf{H}_k \mathbf{x}_{1,2} + \mathbf{H}_k \mathbf{x}_{1,3} + \mathbf{H}_k \mathbf{x}_{1,4} + \mathbf{H}_k \mathbf{x}_{2,3} + \mathbf{H}_k \mathbf{x}_{2,4} + \mathbf{H}_k \mathbf{x}_{3,4} + \mathbf{z}_k. \quad (17)$$

In this case, each user faces a 3-dimensional MAC channel that is characterized by three desired signals, three Gaussian interference terms, and one noise term. Calculating the optimum multicast rate and symmetric rate follows the same procedure as in the previous example. However, instead of the 9 rate constraints in (15), the optimization problem will have 28 constraints due to the increased Ω and MAC size.

Example 3. This example addresses the special case of $L = G$ and $\Omega = t + 1$ in Remark 1. Assume $\Omega = 3$, and $t = 2$ (for this configuration, $\text{DoF} = 3 \times G$ for any G). Upon transmitting signal vector $\mathbf{x} = \mathbf{x}_{1,2,3}$, the received signal vectors are

$$\begin{aligned} \mathbf{y}_1 &= \mathbf{H}_1 \mathbf{x}_{1,2,3} + \mathbf{z}_1, \\ \mathbf{y}_2 &= \mathbf{H}_2 \mathbf{x}_{1,2,3} + \mathbf{z}_2, \\ \mathbf{y}_3 &= \mathbf{H}_3 \mathbf{x}_{1,2,3} + \mathbf{z}_3. \end{aligned} \quad (18)$$

In this case, there is no interference and the optimal multicast rate solution is obtained by

$$\begin{aligned} \max_{\mathbf{K}_{\mathbf{x}_{1,2,3}}, R^k} \min_{k \in \mathcal{K}} (R^1, R^2, R^3) \\ \text{s.t. } R^1 &\leq \log |\mathbf{I} + \mathbf{H}_1 \mathbf{K}_{\mathbf{x}_{1,2,3}} \mathbf{H}_1^H|, \\ R^2 &\leq \log |\mathbf{I} + \mathbf{H}_2 \mathbf{K}_{\mathbf{x}_{1,2,3}} \mathbf{H}_2^H|, \\ R^3 &\leq \log |\mathbf{I} + \mathbf{H}_3 \mathbf{K}_{\mathbf{x}_{1,2,3}} \mathbf{H}_3^H|, \\ \text{Tr}(\mathbf{K}_{\mathbf{x}_{1,2,3}}) &\leq P_T. \end{aligned} \quad (19)$$

where the convex problem (19) could be efficiently tackled with CVX solvers.

Example 4. Let us assume $L = G = 2$. For different combinations of $\Omega \in \{2, 3, 4\}$ and $t \in \{1, 2\}$, the possible transmission vectors are:

$$\mathbf{x} = \begin{cases} \mathbf{x}_{1,2}, & \Omega = 2, t = 1, \\ \mathbf{x}_{1,2} + \mathbf{x}_{1,3} + \mathbf{x}_{2,3}, & \Omega = 3, t = 1, \\ \mathbf{x}_{1,2,3}, & \Omega = 3, t = 2, \\ \mathbf{x}_{1,2,3} + \mathbf{x}_{1,2,4} + \mathbf{x}_{1,3,4} + \mathbf{x}_{2,3,4}, & \Omega = 4, t = 2, \end{cases} \quad (20)$$

which result in DoF values of 4, 3, 6, and 4, respectively. Note the transmission vectors for the cases $t = 1, \Omega = 4$ and $t = 2, \Omega = 2$ cannot be generated, as the condition $t + 1 \leq \Omega \leq t + L$ must hold. Given the multicast vectors in (20), the second and fourth signal vectors correspond to a 2- and 3-

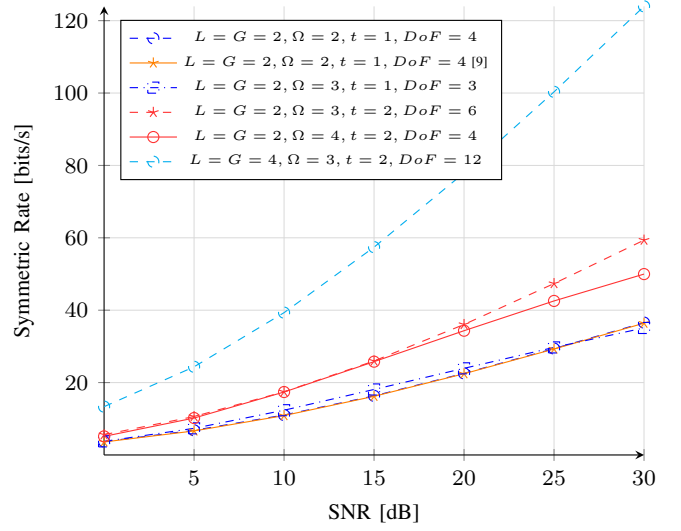


Fig. 2: MIMO multicast design for $L = G$

dimensional MAC channel, respectively. The symmetric rate is then calculated using the same method as in Examples 1 and 2, with the only difference being that $t = 2$. The first and third signal vectors do not have an equivalent MAC channel as all users can be served with a single multicast message as elaborated in Example 3.

Example 5. Consider a similar setup to example 1 albeit with $L = 3$, which results in a non-divisible $\frac{L}{G}$. For different possible selections of the number of served users $\Omega = \{2, 3, 4\}$, we have the following signal vectors

$$\mathbf{x} = \begin{cases} \mathbf{x}_{1,2} + \mathbf{x}_{1,3} + \mathbf{x}_{1,4} + \mathbf{x}_{2,3} + \mathbf{x}_{2,4} + \mathbf{x}_{3,4}, & \Omega = 4, \\ \mathbf{x}_{1,2} + \mathbf{x}_{1,3} + \mathbf{x}_{2,3}, & \Omega = 3, \\ \mathbf{x}_{1,2}, & \Omega = 2, \end{cases}$$

that correspond to DoF values of 4, 6, and 4, respectively. Following the previous examples of multicast transmission signals, one can compute the symmetric rate similarly.

VI. NUMERICAL EXAMPLES

Numerical results are generated for various combinations of network and design parameters L, G, t , and Ω to compare transmission strategies in Examples 1-5. Channel matrices are modeled as i.i.d complex Gaussian, and the SNR is defined as $\frac{P_T}{N_0}$, where P_T is the power budget and N_0 denotes the fixed noise variance.

Fig. 2 compares the symmetric rate of the $L = G = 2$ case, under various assumptions of Ω, t , and SNR. For reference, we have also added an extra rate curve for the $L = G = 4, \Omega = 3, t = 2$ case ($\text{DoF} = 12$) to show the very large DoF improvements possible by our proposed MIMO-CC scheme. We observe that at high SNR, the slopes of the symmetric rate curves are consistent with DoF expectations (a larger DoF value corresponds to a larger slope). Another interesting observation is that the cases given in (20) with $L = G = 2, \Omega = 2, t = 1$, and $L = G = 2, \Omega = 4, t = 2$, exhibit the same DoF value of 4, even though the CC gain is larger in the latter case. This shows how choosing a proper Ω improves the DoF.

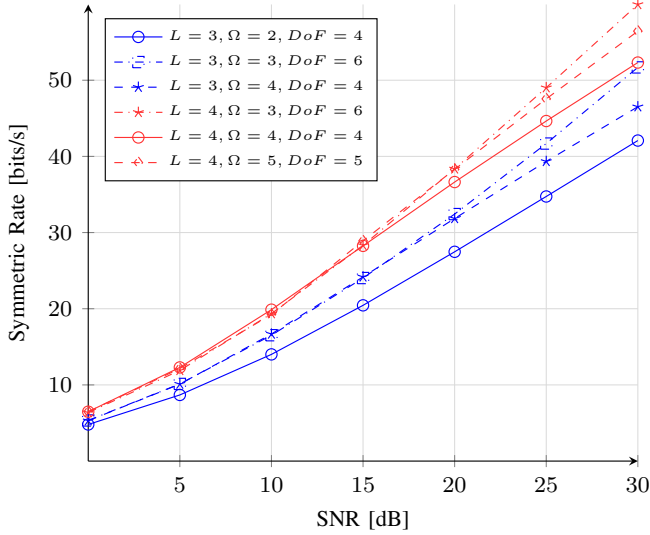


Fig. 3: MIMO multicast design for $L > G - G = 2, t = 1$

In fact, the choice of $\Omega = 3$ enables achieving Rank-2 transmit covariance matrices (full rank) in the first setup, which in turn allows the transmission of in total four parallel streams to two users. In contrast, the second design employs four Rank-1 transmit covariance matrices, performing practically similarly to a MISO setup [4], but with a constant positive rate shift due to additional receiver combining. Of course, the symmetric rate in the latter case is larger due to increased multicasting gains, but the slopes (DoF) of both curves are the same.

As another note, comparing the curves $L = G = 2, \Omega = 3, t = 2$ and $L = G = 2, \Omega = 4, t = 2$ in Fig. 2, it is observed that the effect of higher DoF on symmetric rate manifests only at higher SNRs, as the achievable symmetric rates of the two cases are almost equal in the lower SNR range. Similarly, when considering the setups with $L = G = 2, \Omega = 2, t = 1$ and $L = G = 2, \Omega = 3, t = 1$, it can be seen that while the latter case has a smaller DoF, it actually performs better than the former. This is because, with $\Omega = 2$, we have a fully loaded system with no possibility of improving the beamforming gain when the SNR is low [4]. Finally, Fig. 2 also includes the comparison of our generalized multicast transmission strategy (optimizing w.r.t covariance matrices) with the linear transceiver design of [9]. As expected, our solution provides an upper bound for the simpler method of [9], irrespective of the SNR region.

In Fig. 3, we fix the CC gain to $t = 1$ and compare the symmetric rate of various networks and transmission designs, where $L > G$ in all networks. Accordingly, the slope of the delivery scheme with $L = 3, G = 2$, and $\Omega = 3$ confirms the achievability of the DoF of 6, even though the transmitter-side spatial multiplexing gain is smaller than that suggested in [8]. Of course, the symmetric rate of the setup with $L = 4, G = 2, \Omega = 3$ (with the same DoF of 6) still exceeds the other one due to the larger transmitter side beamforming gain. Another observation is that for cases with identical DoF, such as $L = 3, G = 2, \Omega = 2$ and $L = 3, G = 2, \Omega = 4$, in spite of the fact that the slopes are similar, the latter setup has

a significantly larger symmetric rate. This can be explained by the extra multi-user diversity gain (larger number of users and receive antennas) offered by the latter setup. Finally, we can see that the selection of the appropriate Ω value is also influenced by SNR, especially when the DoF differences are small and spatial multiplexing gains are close. For instance, $L = 3, G = 2, \Omega = 2$ and $L = 3, G = 2, \Omega = 4$, exhibit a similar performance below $SNR = 20$ dB, while above that threshold, symmetric rate with $\Omega = 2$ outperforms $\Omega = 4$.

VII. CONCLUSION AND FUTURE WORK

We investigated cache-aided MIMO systems, in which a single server with multiple transmit antennas communicates with multiple users, each equipped also with multiple antennas. To extend an existing scheme for MISO systems to the MIMO case, we designed a flexible extension mechanism that maximizes an achievable DoF metric by optimizing the number of users served in each transmission. This approach improves performance compared to state-of-the-art methods and can be applied to a wider range of setups. Furthermore, we proposed a high-performance beamformer design for MIMO-CC setups by formulating the problem of maximizing the symmetric rate in terms of transmit covariance matrices for the multicast signals. We then solved this non-convex problem using successive convex approximation. Finally, we validated the performance enhancement through simulations.

REFERENCES

- [1] M. A. Maddah-Ali and U. Niesen, "Fundamental limits of caching," *IEEE Transactions on Information Theory*, vol. 60, no. 5, pp. 2856–2867, 2014.
- [2] S. P. Shariatpanahi, G. Caire, and B. Hossein Khalaj, "Physical-Layer Schemes for Wireless Coded Caching," *IEEE Transactions on Information Theory*, vol. 65, no. 5, pp. 2792–2807, 2019.
- [3] S. P. Shariatpanahi, S. A. Motahari, and B. H. Khalaj, "Multi-server coded caching," *IEEE Transactions on Information Theory*, vol. 62, no. 12, pp. 7253–7271, 2016.
- [4] A. Tölli, S. P. Shariatpanahi, J. Kaleva, and B. H. Khalaj, "Multi-antenna interference management for coded caching," *IEEE Transactions on Wireless Communications*, vol. 19, no. 3, pp. 2091–2106, 2020.
- [5] A. Tölli, S. P. Shariatpanahi, J. Kaleva, and B. Khalaj, "Multicast Beamformer Design for Coded Caching," in *IEEE International Symposium on Information Theory - Proceedings*, vol. 2018-June. IEEE, 2018, pp. 1914–1918.
- [6] Y. Cao, M. Tao, F. Xu, and K. Liu, "Fundamental Storage-Latency Tradeoff in Cache-Aided MIMO Interference Networks," *IEEE Transactions on Wireless Communications*, vol. 16, no. 8, pp. 5061–5076, 2017.
- [7] Y. Cao and M. Tao, "Treating Content Delivery in Multi-Antenna Coded Caching as General Message Sets Transmission: A DoF Region Perspective," *IEEE Transactions on Wireless Communications*, vol. 18, no. 6, pp. 3129–3141, 2019.
- [8] M. J. Salehi, H. B. Mahmoodi, and A. Tölli, "A Low-Subpacketization High-Performance MIMO Coded Caching Scheme," in *WSA 2021 - 25th International ITG Workshop on Smart Antennas*, 2021, pp. 427–432.
- [9] M. Salehi, M. Naseri-Tehrani, and A. Tölli, "Multicast beamformer design for mimo coded caching systems," *arXiv preprint arXiv:2211.01169*, 2022.
- [10] H. B. Mahmoodi, B. Gouda, M. Salehi, and A. Tölli, "Low-complexity Multicast Beamforming for Multi-stream Multi-group Communications," in *2021 IEEE Global Communications Conference, GLOBECOM 2021 - Proceedings*, 2022, pp. 01–06.
- [11] E. Lampiris and P. Elia, "Resolving a Feedback Bottleneck of Multi-Antenna Coded Caching," *arXiv*, 2018. [Online]. Available: <http://arxiv.org/abs/1811.03935>