

Green UAV-enabled Internet-of-Things Network with AI-assisted NOMA for Disaster Management

Muhammad Ali Jamshed¹, Ferheen Ayaz², Aryan Kaushik², Carlo Fischione³ and Masood Ur-Rehman¹

¹James Watt School of Engineering, University of Glasgow, United Kingdom

² School of Engineering and Informatics, University of Sussex, United Kingdom

³Division of Network and Systems Engineering, KTH Royal Institute of Technology, Sweden

Emails: {muhammadali.jamshed, masood.urrehman}@glasgow.ac.uk, {f.ayaz, aryan.kaushik}@sussex.ac.uk, carlofi@kth.se

Abstract—Unmanned aerial vehicle (UAV)-assisted communication is becoming a streamlined technology in providing improved coverage to the internet-of-things (IoT) based devices. Rapid deployment, portability, and flexibility are some of the fundamental characteristics of UAVs, which make them ideal for effectively managing emergency-based IoT applications. This paper studies a UAV-assisted wireless IoT network relying on non-orthogonal multiple access (NOMA) to facilitate uplink connectivity for devices spread over a disaster region. The UAV setup is capable of relaying the information to the cellular base station (BS) using decode and forward relay protocol. By jointly utilizing the concepts of unsupervised machine learning (ML) and solving the resulting non-convex problem, we can maximize the total energy efficiency (EE) of IoT devices spread over a disaster region. Our proposed approach uses a combination of k-medoids and Silhouette analysis to perform resource allocation, whereas, power optimization is performed using iterative methods. In comparison to the exhaustive search method, our proposed scheme solves the EE maximization problem with much lower complexity and at the same time improves the overall energy consumption of the IoT devices. Moreover, in comparison to a modified version of greedy algorithm, our proposed approach improves the total EE of the system by 19% for a fixed 50k target number of bits.

Index Terms—Unmanned aerial vehicle (UAV), non-orthogonal multiple access (NOMA), disaster management, internet-of-things (IoT), energy efficiency (EE).

I. INTRODUCTION

Transportation and ground infrastructure are often prone to destruction by natural disasters. In 2019, about 27% of the world's roads and railways were affected by at least one kind of disaster [1]. Timely warnings and relief operations can play a significant role in mitigating damages caused by disasters, which require effective disaster management and rescue operations. Advanced disaster management systems can potentially utilize emerging 6G technologies and internet-of-things (IoT) networks [2] for communications and control. The future 6G era envisions seamless intelligence and connectivity of ground and aerial users including vehicles, smartphones, unmanned aerial vehicles (UAVs) and millions of other IoT devices which can be used for monitoring, surveillance and telemetry. Specifically, UAVs have features such as low weight, small structure, ease of mobility and aerial outreach which are beneficial for surveillance in areas where access to humans or ground nodes is challenging [3]. For example, UAVs can be used to monitor disaster-affected harsh environments when

ground infrastructure is either damaged or prone to destruction [4]. Real time monitoring and surveillance of affected area through electronic sensors and communicating warnings via UAVs have been discussed as one of the feasible solutions to disaster related challenges [5]. Furthermore, UAVs can also play an important role in extending their service as a mobile base station (BS) and offering low-cost deployment without geographical limitations to support ubiquitous coverage and growing traffic needs of 6G [6], [7]. This feature of UAVs is particularly significant in disaster-affected area where BS cannot be reached due to destruction.

The mode of communications and associated technologies are crucially important to provide reliable connectivity during disaster management. It has already been studied that the massive increase in data traffic, high data rate requirements and energy demands are extremely challenging for the practical implementation of 6G IoT networks [8]. To cater these requirements, one of the promising 6G technologies is non-orthogonal multiple access (NOMA), known for its higher spectral efficiency (SE) than conventional schemes employing orthogonal multiple access (OMA). Furthermore, its successive interference cancellation (SIC) feature, which is implemented at the receiver to mitigate interference, supports multiple users at the same time-frequency resource [9]. In addition, it also reduces the issue of low latency in existing OMA based 5G technologies. There have been also recent advances in multiple access approaches such as in NOMA based multicast systems [10], index modulation based reconfigurable intelligent surfaces-aided multiple access [11] and rate splitting multiple access (RSMA) [12]. Nevertheless, the roadmap of NOMA has already been prepared by technical organizations, such as the 3rd Generation Partnership Project (3GPP) [13]. Motivated by the applications of NOMA and UAVs in 6G, we study a NOMA-based UAV-assisted IoT network in this paper as a disaster management solution.

However, NOMA systems are associated with the trade-off problem between SE and energy efficiency (EE). The increased energy requirement is already a challenge in 6G networks due to the rapid rise in data traffic, network capacity and high frequency band operation [14]. Furthermore, the additional computational load to support ubiquitous intelligence envisioned in 6G requires high energy consuming machine learning (ML) algorithms. Therefore, green computing and

Table I: List of notations and their definition

Notation	Definition
EE	Energy efficiency
k	IoT device index
n	Subcarrier index
K	Total number of IoT devices
N	Total number of subcarriers
$g_{k,n}$	Channel gain
β_o	Channel gain power at one meter reference
$h_{k,n}$	Fading coefficient
d_k	Distance between UAV and k^{th} device
$I_{k,n}$	Interference of k^{th} device
$p_{k,n}$	Transmit power of k^{th} device
ζ	Reference threshold
$bt_{k,n}$	Achievable data rate
B^{Sum}	Total data rate of K devices over N subcarriers
Bt_n	Total data rate of K devices over n^{th} subcarrier
$\alpha_{k,n}$	Subcarrier allocation index
w	Subcarrier bandwidth
σ^2	Noise variance
P_f	Circuit power
P_t	Transmit power of K devices
P_k^{max}	Maximum allowable power of k^{th} device
U_k	Maximum permitted devices on a subcarrier
X, Y, Z	Position coordinates
λ_k, μ_k and $\delta_{k,n}$	Lagrange multipliers
O	Optimization problem
C	Number of Clusters
\mathcal{O}	At most (in complexity analysis)

communications are now emerging as potential solutions to reduce energy consumption [15]. Energy-efficient computing and communication models for green networks are not only helpful to reduce electricity cost but also lead towards a sustainable system suited to future environment goals by balancing demand and supply of energy.

This paper aims to propose a green and sustainable NOMA based UAV-assisted IoT network particularly for disaster management. Specifically, we study the EE maximization problem of a NOMA-based IoT network including UAVs to provide ubiquitous coverage during a disaster situation. The main contributions of the paper are as follows

- We propose a new EE optimization framework to improve the energy utilization of IoT devices available in a disaster region. The proposed framework uses a UAV setup to relay the uplink information of IoT devices using the green artificial intelligence (AI) approach and NOMA-based scheme.
- We utilize k-medoids, an unsupervised ML technique to cluster the IoT devices, whereas the Silhouette analysis is used to select the best number of IoT devices per subcarrier by exploiting the NOMA characteristics. Furthermore, the power allocation is performed by solving the resulting non-convex problem.
- We provide a thorough step-wise complexity analysis to validate the enhanced effectiveness of our proposed GREEN-AI algorithm. The computational complexity of the proposed algorithm results lower than the exhaustive search-based optimal method.
- We compare our GREEN-AI based proposed solution with a modified greedy algorithm. Simulation results

show that the GREEN-AI approach improves the total EE of the system by 19% for a fixed 50k target number of bits.

The rest of the paper is organized as follows. Section II discusses related works, Section III presents the system model and problem definition, Section IV explains the proposed solution, Section V presents simulation findings, and Section VI concludes the paper. Moreover, the notations used in the paper are listed in Table I.

II. RELATED WORKS

A. UAVs in Disaster Management

UAVs can be used for multiple applications in disaster management including monitoring, surveillance, forecasting, early warning predictions and notifications, logistics and evacuation support, search and rescue missions, providing medical aid, and supporting infrastructure and communication systems. In [16], UAVs are used to communicate data related to early warning disaster notifications and act as supporters of resource-constrained wireless sensor networks which play a lead role in sensing geophysical, meteorological or climatic conditions because of their high precision and less operational time. Additionally, UAV networks are also proposed to accomplish a critical task in post-disaster operations by establishing short-distance cellular connectivity with the affected users and then transferring data to the backbone cellular infrastructure via a relay network. The challenges of UAV-assisted disaster management are discussed in [17], where energy-availability is highlighted as one of the open issues of sustainable UAV systems.

B. Energy Efficiency in UAVs

Generally, EE is one of the crucial challenges of IoT networks and has been widely discussed in existing literature. EE perspective of UAVs in emergency situations is addressed in [18] by simultaneous wireless information and power transfer. A dense deployment of IoT devices is considered and UAVs are equipped with multi-beam antenna arrays for simultaneous transfer of energy to IoT devices. As a future direction, it is suggested to adopt NOMA scheme and model energy optimization as a maximization problem of same-rate. In [19] and [20], EE is treated as an optimization problem in UAV-enabled NOMA networks but disaster situation is not considered, where IoT devices are often unable to communicate with BS due to infrastructure damage. NOMA is compared with RSMA in [12]. EE of RSMA is found better than NOMA in downlink mmWave transmission of a cellular connected UAV network. However, the standardization of RSMA has not been considered by 3GPP [21]. Apart from NOMA based communication systems, various other solutions related to UAV-enabled applications such as task scheduling and offloading [22], and trajectory optimization [23] propose to model EE as an optimization problem resolved by simple heuristic algorithms based on greedy approach [24].

Table II: Existing EE approaches for UAV networks and their limitations.

Solution	Limitation
Simultaneous wireless information and power transfer [18]	Only considers NOMA as future approach
EE optimization problem [19], [20], [22], [23]	Do not consider damages due to disaster
RSMA-based communications [12]	Not standardized by 3GPP
DRL based algorithm [25], [26]	Computational complexity not thoroughly analyzed
Fuzzy inference and RL based algorithm [27]	Complexity proportional to learning cycles

C. Artificial Intelligence (AI) based Energy Efficiency Approaches

AI based solutions involving Reinforcement Learning (RL) [23] and Deep RL (DRL) [25] combined with greedy algorithms are usually proposed in literature to achieve EE in UAV-assisted applications. In [25], only the time complexity of a deep neural network during testing phase is analyzed while the computational complexity during learning is not discussed. An energy-efficient and sustainable NOMA-based UAV network is formulated in [26] by utilizing DRL. However, the complexity analysis of the solution is not evaluated in [26]. Another AI-based scheme including integration of fuzzy inference and RL is presented as a solution to enhance EE in NOMA-based UAV networks in [27] whose complexity is proportional to learning cycles.

The EE approaches in UAV networks are summarized in Table II. Keeping in view the limitations of related works, the EE solution for NOMA-based UAV networks, particularly for disaster management is worth investigating.

III. SYSTEM MODEL

Consider an uplink communication scenario for K IoT devices, placed in a disaster region as shown in Fig. 1. We assume a single cellular-type disaster region, where K deployed IoT devices are unable to communicate directly with the BS. A UAV at a fixed height Z_{UAV} is considered to assist the IoT devices to upload their data to the BS. In the proposed model, we take into account a half-duplex connection in which the NOMA protocol sends data from IoT devices to BS in two time slots. More specifically, the UAV collects the data from K IoT devices using the NOMA protocol, and stores them in the buffer in first time slot. In second time slot, the UAV re-transmits the superimposed signal to BS. The assumptions made for the system are as follows

- The system has perfect channel state information (CSI).
- A single omnidirectional antenna for uplink communication is assigned with each IoT device.
- The channels among devices are independent and suffer from Rayleigh fading.
- The position of UAV is static.
- We consider the transmission in only first time slot.

The transmission between IoT devices and UAV takes place in the first time slot. Let $g_{k,n}$ denote the channel gain of device

k over subcarrier n . Incorporating the path loss and fading effect, it can be mathematically defined as

$$g_{k,n} = \frac{\beta_o |h_{k,n}|}{d_k^2}, \quad (1)$$

where β_o is the channel gain power at a distance of one meter as reference, $h_{k,n}$ is the coefficient of fading and d_k is the distance between a UAV and k^{th} device. d_k^2 is defined as

$$d_k^2 = [(X_k - X_{UAV})^2 + (Y_k - Y_{UAV})^2 + Z_{UAV}^2], \quad (2)$$

where X and Y denote the x-coordinate and y-coordinate of the locations of UAV and IoT devices respectively. Since we are using NOMA protocol, the UAV receives a superimposed signal and decodes it using traditional SIC. The multiplexing process of multiple devices on a single subcarrier occurs due to NOMA resulting in the following interference on k^{th} device

$$I_{k,n} = \sum_{k=1}^{U_k} p_{k,n} \cdot g_{k,n}, \quad (3)$$

where $p_{k,n}$ is the transmit power of a device k over subcarrier n and U_k represents the limit of allowable devices on a single subcarrier. The SIC is conducted at the receiving side of signal to perform decoding of multiplexed devices. In NOMA uplink situation, the devices with the best channel gain are demultiplexed first, followed by the decoding of the devices with the poorest channel gain. The multiplexing approach used in NOMA heavily relies on SIC's ability to effectively decode a multiplexed signal. It is possible if the following condition is satisfied:

$$(p_{k,n} g_{k,n}) / I_{k,n} \geq \zeta, \quad (4)$$

where $\zeta \geq 1$ is the reference threshold [28]. The achievable data rate is given as

$$bt_{k,n}(\alpha_{k,n}, p_{k,n}) = w \alpha_{k,n} \log_2 \left(1 + \frac{p_{k,n} g_{k,n}}{\sigma^2 + I_{k,n}} \right), \quad (5)$$

where $\alpha_{k,n}$ is subcarrier allocation index, w is the subcarrier bandwidth and σ^2 is the noise variance. Thus the total EE of K devices is defined as

$$EE = B^{\text{Sum}} / P_f + P_t, \quad (6)$$

where $B^{\text{Sum}} = \sum_{k=1}^K \sum_{n=1}^N bt_{k,n}$ is the total data rate of K devices over N subcarriers, $Bt_n = \sum_{k=1}^K bt_{k,n}$ is the total data rate of K devices over n^{th} subcarrier, P_f is the circuit power and P_t is the flexible transmit power of K devices [29], [30].

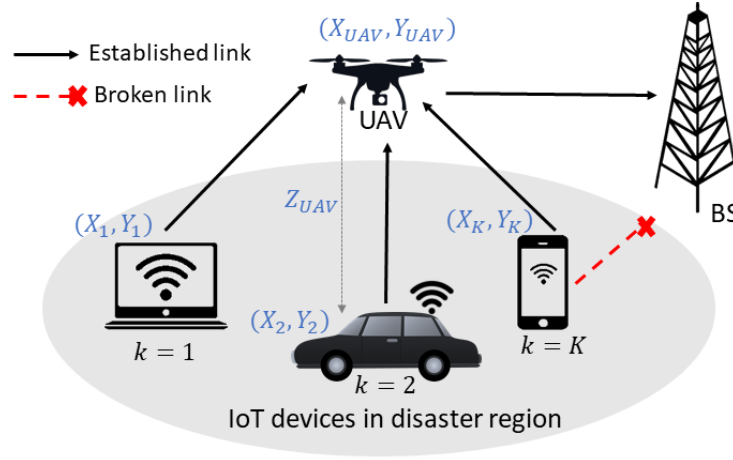


Figure 1: UAV-assisted IoT devices in a disaster situation.

A. Problem Formulation

We define the problem of maximizing EE as follows

$$\begin{aligned}
 & O1 : \max_{\alpha, \mathbf{p}} EE & (7) \\
 \text{s.t.} & & (8) \\
 & C1 : \sum_{k=1}^K bt_{k,n}(\alpha, \mathbf{p}) = Bt_n, \forall k \\
 & C2 : \sum_{k=1}^K \alpha_{k,n} p_{k,n} \leq P_k^{\max} \quad \forall k, \\
 & C3 : \sum_{k=1}^K \alpha_{k,n} \leq U_k \quad \forall k, \\
 & C4 : (p_{k,n} g_{k,n}) / I_{k,n} \geq \zeta \quad \forall k, \forall n, & (9)
 \end{aligned}$$

where the total EE of K devices is defined by $EE(\alpha, \mathbf{p})$ in objective function $O1$. Firstly, the constraint $C1$ safeguards the quality of service (QoS) of each device. Secondly, constraint $C2$ is associated with the maximum allowable power P_k^{\max} of each device. Thirdly, the constraint $C3$ represents the maximum number of devices permitted on a particular subcarrier denoted by U_k . Finally, the constraint $C4$ is relevant to the effective implementation of SIC at the receiver end. The binary nature of $\alpha_{k,n}$ and the non-affine nature of constraint $C1$ make the problem non-convex [31]. To deal with the binary nature of $\alpha_{k,n}$, a standard relaxation procedure can be used. It can be attained by employing a sequential subcarrier and power allocation strategy which involves subcarrier allocation for a certain fixed power and vice-versa [32]. Furthermore, the CSI is expected to be available via utilizing uplink pilot signals.

IV. THE PROPOSED ENERGY EFFICIENT SOLUTION

This section includes a description of subcarrier allocation, power allocation algorithm, and complexity analysis of the

Algorithm 1: Learning based NOMA and UAV-assisted Energy Efficient IoT Framework for Disaster Management (GREEN-AI).

```

1: INPUT ( $K, N, g_{k,n}, \alpha, \zeta, P_k^{\max}, Bt_n, \sigma^2, w$ )
2: Step A: Allocating devices to a group
3: for  $C_l = 2 : K - 1$  do
4:   k-medoids based clustering  $\mathbf{g}_n = [g_{1,n}, \dots, g_{K,n}]$ ;
5:   Set  $U_n = C$  according to Silhouette analysis;
6: end for
7: Step B: Allocating subcarrier
8: Use  $G_{k,n} = \frac{g_{k,n}}{\hat{g}_k} \quad \forall k, n$ , where  $\hat{g}_k$  represents mean of
   channel gain.
9: Use  $\max(G_{\cdot,n})$  within each cluster for each device.
10: Assign  $S = \frac{K}{U}$  subcarrier to each device.
11: Step C: Optimizing power levels
12: Set  $p_{k,n} = P_k^{\max} / S$  to evaluate foremost interference;
13: repeat
14:   for  $k = 1 : K$  do
15:     Estimate  $r_{k,n}$  employing water-filling and adhering
       to the SIC constraint;
16:     Re-evaluate  $I_{k,n}$  utilizing (4);
17:     Estimate  $EE_k$  utilizing (6);
18:   end for
19: until convergence
20: Compute  $EE$  utilizing (O2);
21: OUTPUT  $EE$ ;

```

proposed solution. Algorithm 1 describes the detailed procedure of subcarrier and power allocation as the proposed solution.

A. Subcarrier Allocation

NOMA allows U_k devices to be allocated on a single subcarrier with varying channel properties and use the levels of received power for demultiplexing, which results in achieving high SE of a communication system. The capability

of the receiver to distinguish among power levels governs subcarrier assignment [28]. An efficient subcarrier assignment is implemented when devices or users on each subcarrier are grouped effectively. To reach greater effectiveness and a higher probability of convergence than heuristic techniques, an ML technique is used to perform subcarrier assignment by exploiting a clustering algorithm for grouping devices or users [33]. Two simple and popular clustering algorithms are k-means and k-medoids clustering. The k-means algorithm performs sorting according to the nearest mean value and is therefore highly affected by outliers. The k-medoids algorithm performs sorting around mediod, i.e., a designated centre of the cluster [34]. In [34], k-medoids is shown as an algorithm with less number of computations. To achieve lower complexity than the solution proposed in [33], we utilize k-medoids based clustering instead of k-means. Furthermore, a Silhouette analysis is proposed instead of the traditional elbow method for predicting the optimum number of clusters. The reason for not using the elbow technique is that it offers a range based on elbow criteria, which creates ambiguity in determining the optimal value of cluster C . On the other hand, the Silhouette analysis offers enhanced robustness and eliminates ambiguity.

B. Power Allocation

After ML based subcarrier allocation, optimized power allocation of each device needs to be achieved to attain maximum EE of K devices available in a disaster-affected region. Since the constraint $C1$ in $O1$ is non-convex, (5) is transformed to overcome its non-linearity as

$$p_{k,n} = \frac{(\sigma^2 + I_{k,n})(2^{r_{k,n}} - 1)}{g_{k,n}}, \quad (10)$$

where

$$r_{k,n} = \frac{bt_{k,n}}{w\alpha_{k,n}}. \quad (11)$$

The problem $O1$ can now be converted into

$$O2 : \max_{\mathbf{r}} \sum_{k=1}^K \sum_{n=1}^N \frac{\alpha_{k,n}(\sigma^2 + I_{k,n})(2^{r_{k,n}} - 1)}{g_{k,n}}, \quad (12)$$

s.t.

$$\begin{aligned} C5 : w \sum_{n=1}^N \alpha_{k,n} r_{k,n} &= Bt_n, \\ C6 : \sum_{n=1}^N \frac{\alpha_{k,n}(\sigma^2 + I_{k,n})(2^{r_{k,n}} - 1)}{g_{k,n}} &\leq P_k^{\max}, \\ C7 : \frac{\alpha_{k,n}(2^{r_{k,n}} - 1)(\sigma^2 + I_{k,n})}{I_{k,n}} &\geq \zeta. \end{aligned} \quad (13)$$

Contrary to $O1$, the problem $O2$ is convex where the constraints are affine. Therefore, its Lagrangian can be easily obtained and is defined as

$$r_{k,n} = \max \left(0, \log_2 \chi + \log_2 \left(\frac{w(g_{k,n})}{\ln(2)(\sigma^2 + I_{k,n})} \right) \right), \quad (14)$$

Table III: Simulation parameters

Parameter	Value
Coverage radius	500 m
Z_{UAV}	100 m
K	70
w	10 MHz
σ^2	-174 dBm/Hz
P_k^{\max}	0.2 W
ζ	1

where, χ is expressed as

$$\chi = \frac{\lambda_k^*}{(1 - (\mu_k^* + \delta_{k,n}^* g_{k,n}) / I_{k,n})}, \quad (15)$$

where λ_k , μ_k and $\delta_{k,n}$ are associated Lagrange multipliers of $C5$, $C6$ and $C7$. Different iterative solutions can be used to solve (14), as it is a water-filling based equation [33].

C. Complexity Analysis

The proposed ML-based NOMA and UAV-assisted method consists of three steps. Step A is responsible for grouping devices while relying on k-medoids and the Silhouette method. The computational complexity in the worst-case scenario of the k-medoids method is $\mathcal{O}(K^2CN)$. On the other hand, the computational complexity of the Silhouette method used within the k-medoids is $\mathcal{O}(K^2)$. Step B is responsible for allocating subcarrier to K users. The computational complexity in the worst-case scenario of Step B is $\mathcal{O}(KN)$. Step C is responsible for finding the optimum rate value to meet the required QoS for K devices. The computational complexity in the worst-case scenario of Step C is $\mathcal{O}((KN)^2)$. Overall the worst-case computational complexity of Algorithm 1, i.e., our proposed solution is $\mathcal{O}((KN)^2)$. If $O1$ is directly employed as an exhaustive search technique, the worst-case computational complexity of $\mathcal{O}(2^{KN/2})$ is required which is much higher than the proposed algorithm.

V. RESULTS AND DISCUSSIONS

In this section, we discuss the MATLAB simulations performed to evaluate the performance of our proposed GREEN-AI as an energy-efficient solution for NOMA based UAV-assisted framework and compare it with the greedy algorithm. The IoT devices are placed uniformly in a disaster region. The simulation parameters used are listed in Table III. To model propagation effects, we assume Rayleigh fading. The path loss models used are defined in [35].

In Fig. 2, we show the effectiveness of the proposed GREEN-AI solution for a fixed uplink power level at each k^{th} device and a fixed target number of bits, Bt_n . The total EE of the system is observed with respect to P_f . In order to perform a fair comparison, we have used the greedy algorithm as a benchmark. The modified version of the greedy algorithm adopted for comparison follows the same steps as defined in Algorithm 1, omitting line 8, which is used to maintain the fairness among all devices. In general, increasing the values of P_f results in a reduction in total EE of the K IoT devices

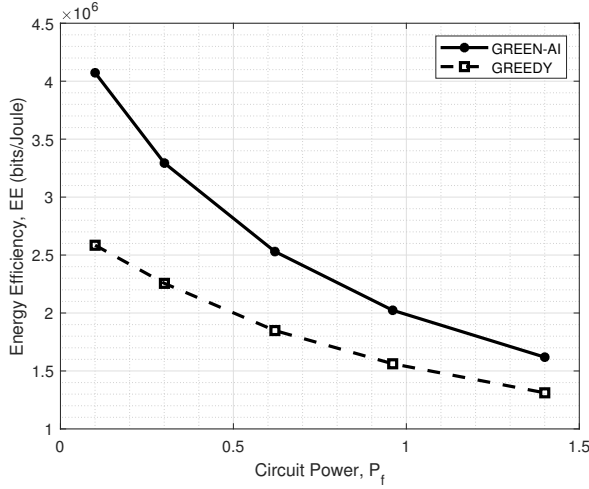


Figure 2: EE with respect to P_f , when $K = 70$, $P_k^{max} = 0.2$ W and $Bt_n = 50$ kbits.

present in the disaster region. In comparison to the modified version of greedy algorithm, our proposed scheme improves EE by 36.5%, when $P_f = 0.1003$, and by 19%, when $P_f = 1.4002$. It is noted that for a very high circuit power, the performance gap between the two algorithms starts to reduce because higher values of P_f ultimately result in a lower EE of the IoT devices, irrespective of the approach.

In Fig. 3, EE achieved by the proposed solution is illustrated with varying target number of bits, Bt_n whereas the uplink power level, P_k^{max} , circuit power P_f , and number of devices are fixed. In general, by increasing Bt_n for a fixed $K = 70$ devices, the total EE decreases, which shows the proper functioning of the proposed solution. In comparison to modified greedy algorithm, our proposed GREEN-AI improves the EE consistently for all values of Bt_n . Approximately, the performance gap remains the same throughout in Fig. 3, which is due the fixed value of P_f . It is noted P_f has a predominate effect in achieving an increased value of EE . Nevertheless, our proposed algorithm can improve EE of a large number IoT devices in the disaster region. It can allow them to upload more data while still relying on a minimum fixed power level, i.e., $P_k^{max} = 0.2$ W.

In Fig. 4, we have studied the effectiveness of our proposed algorithm with respect to various number of devices available in a disaster region, whereas target number of bits is fixed at $Bt_n = 50$ kbits, and the circuit power is fixed at $P_f = 1.4002$. As shown in Fig. 4, the increasing number of devices results in rising EE of the system and forming an exponential curve, which also verifies the complexity analysis of our proposed algorithm. In comparison to the modified version of the greedy algorithm, our GREEN-AI scheme improves the EE by a fair margin and the performance gap widens significantly with an increase in the number of IoT devices available in the disaster region. The proposed GREEN-AI improves the EE by at least 19% in comparison of the modified version of greedy algorithm, when the value of $K = 70$.

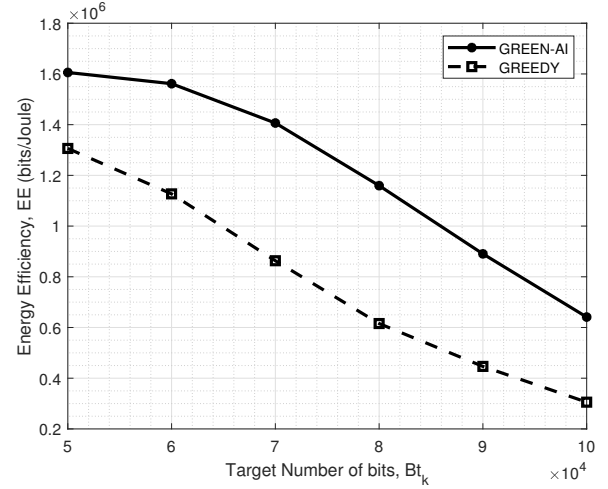


Figure 3: EE with respect to Bt_n with $K = 70$, $P_k^{max} = 0.2$ W and $P_f = 1.4002$.

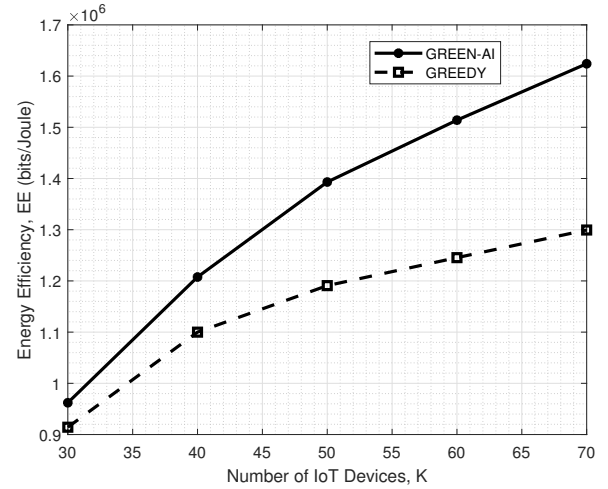


Figure 4: EE with respect to K with $P_f = 1.4002$, $P_k^{max} = 0.2$ W and $Bt_n = 50$ kbits.

VI. CONCLUSION

In this paper, we have presented an energy-efficient NOMA-enabled relay-based UAV-assisted communication model to support the uplink communication of IoT devices situated in a disaster region with the assistance of ML algorithm. Specifically, we have utilized k-medoids to perform resource allocation. The Silhouette analysis is used to find the best number of IoT devices per subcarrier. Finally, the power allocation is performed using iterative methods. Overall, the proposed approach maximizes EE with much lower complexity, in comparison to an exhaustive search. Also, our proposed GREEN-AI scheme improves the total EE of K IoT devices at least by 19% for a fairly increased value of circuit power as compared to the greedy approach. All the simulation results clearly demonstrate the effectiveness of our proposed UAV-assisted NOMA strategy over the modified

baseline greedy algorithm, which is mainly unable to achieve high EE with large number of IoT devices. In the future, we aim to further present solutions for multiple UAVs and heterogeneous network scenarios.

ACKNOWLEDGEMENT

This work is supported by the UKRI Higher Education Innovation Fund projects “Net Zero and Sustainable 6G: Communications, Sensing and Computing,” and “Green and Autonomous UAVs for Advanced Airborne Ecosystem”.

REFERENCES

- [1] E. E. Koks, J. Rozenberg, C. Zorn, M. Tariverdi, M. Voutsoukas, S. A. Fraser, J. W. Hall, and S. Hallegatte, “A Global Multi-hazard Risk Analysis of Road and Railway Infrastructure Assets,” *Nat. Commun.*, vol. 10, pp. 1–11, Jun. 2019.
- [2] H. Kim, “6G Wireless Communications and Networks Systems,” in *Artificial Intelligence for 6G*. Switzerland: Springer Cham, Mar. 2022, pp. 307–339.
- [3] N. Zhao, X. Yang, A. Ren, Z. Zhang, W. Zhao, F. Hu, M. U. Rehman, H. Abbas, and M. Abolhasan, “Antenna and Propagation Considerations for Amateur UAV Monitoring,” *IEEE Access*, vol. 6, pp. 28 001–28 007, May 2018.
- [4] M. Liu, J. Yang, and G. Gui, “DSF-NOMA: UAV-Assisted Emergency Communication Technology in a Heterogeneous Internet of Things,” *IEEE Internet Things J.*, vol. 6, pp. 5508 – 5519, Jun. 2019.
- [5] B. Liu, F. Ayaz, H. D. Anh, O. Edwards, Y. Zeng, Z. Sheng, X. Duan, and D. Tian, “UAV Integrated Internet-of-Vehicles (IOV) System for Flooding Monitoring and Rescue,” in *Proc. of Int. Conf. on Autonomous Unmanned Systems*, Xi’an, China, Sep. 2022.
- [6] M. Jia, Q. Gao, Q. Guo, and X. Gu, “Energy-Efficiency Power Allocation Design for UAV-Assisted Spatial NOMA,” *IEEE Internet Things J.*, vol. 8, pp. 15 205–15 214, Oct. 2021.
- [7] M. U. Rehman, G. A. Safdar, and M. A. R. Chaudhry, *Interference Mitigation in Device-to-device Communications*. John Wiley & Sons, Mar. 2022.
- [8] M. A. Jamshed, K. Ali, Q. H. Abbasi, M. A. Imran, and M. Ur-Rehman, “Challenges, applications, and future of wireless sensors in internet of things: A review,” *IEEE Sensors Journal*, vol. 22, no. 6, pp. 5482–5494, 2022.
- [9] X. Tian, Y. Huang, S. Verma, M. Jin, U. Ghosh, K. M. Rabie, and D.-T. Do, “Power Allocation Scheme for Maximizing Spectral Efficiency and Energy Efficiency Tradeoff for Uplink NOMA Systems in B5G/6G,” *Phys. Commun.*, vol. 43, p. 101227, Dec. 2020.
- [10] Y. Hu, R. Liu, A. Kaushik, and J. Thompson, “Performance analysis of noma multicast systems based on rateless codes with delay constraints,” *IEEE Trans. Wireless Commun.*, vol. 20, no. 8, pp. 5003–5017, 2021.
- [11] R. Singh, A. Kaushik, W. Shin, G. C. Alexandropoulos, M. Toka, and M. Di Renzo, “Indexed Multiple Access with Reconfigurable Intelligent Surfaces: The Reflection Tuning Potential,” *arxiv preprint*, 2023.
- [12] A. Rahmati, Y. Yapici, N. Rupasinghe, I. Guvenc, H. Dai, and A. Bhuyan, “Energy Efficiency of RSMA and NOMA in Cellular-Connected mmWave UAV Networks,” in *Proc. of Int. Commun. Conf. Workshops*. Shanghai, China: IEEE, May 2019, pp. 1–6.
- [13] F. Ayaz, Z. Sheng, I. W. H. Ho, D. Tian, and Z. Ding, “Blockchain-enabled FD-NOMA based Vehicular Network with Physical Layer Security,” in *Proc. of IEEE Veh. Technol. Conf.*, Helsinki, Finland, Jun. 2022, pp. 1–6.
- [14] U. M. Malik, M. A. Javed, S. Zeadally, and S. ul Islam, “Energy-Efficient Fog Computing for 6G Enabled Massive IoT: Recent Trends and Future Opportunities,” *IEEE Internet Things J.*, vol. 9, pp. 14 572–14 594, Mar. 2021.
- [15] N. Hu, Z. Tian, X. Du, and M. Guizani, “An Energy-Efficient In-Network Computing Paradigm for 6G,” *IEEE Trans. Green Commun. Netw.*, vol. 5, pp. 1722–1733, Jul. 2021.
- [16] M. Erdelj, E. Natalizio, K. R. Chowdhury, and I. F. Akyildiz, “Help from the Sky: Leveraging UAVs for Disaster Management,” *IEEE Pervasive Commun.*, vol. 16, pp. 24–32, Jan. 2017.
- [17] M. Erdelj and E. Natalizio, “UAV-Assisted Disaster Management: Applications and Open Issues,” in *Proc. of Int. Conf. Comput., Netw. Commun.*, Kauai, HI, USA, Feb. 2016, pp. 1–5.
- [18] W. Feng, J. Tang, Y. Yu, J. Song, N. Zhao, G. Chen, K.-K. Wong, and J. Chambers, “UAV-Enabled SWIPT in IoT Networks for Emergency Communications,” *IEEE Wirel. Commun.*, vol. 27, pp. 140–147, Jul. 2020.
- [19] H. Zhang, J. Zhang, and K. Long, “Energy Efficiency Optimization for NOMA UAV Network with Imperfect CSI,” *IEEE J. Sel. Areas Commun.*, vol. 38, pp. 2798–2809, Dec. 2020.
- [20] X. Pang, J. Tang, N. Zhao, X. Zhang, and Y. Qian, “Energy-efficient Design for mm-Wave-enabled NOMA-UAV Networks,” *Science China Information Sciences*, vol. 64, pp. 1–14, Apr. 2021.
- [21] B. Clerckx, Y. Mao, R. Schober, E. A. Jorswieck, D. J. Love, J. Yuan, L. Hanzo, G. Y. Li, and E. G. L. G. Caire, “Is NOMA Efficient in Multi-Antenna Networks? A Critical Look at Next Generation Multiple Access Techniques,” *IEEE Open J. Commun. Soc.*, vol. 2, pp. 1310–1343, Jun. 2021.
- [22] Y. Wang, H. Wang, and X. Wei, “Energy-Efficient UAV Deployment and Task Scheduling in Multi-UAV Edge Computing,” in *Proc. of Int. Conf. on Wirel. Commun. and Signal Processing*. Nanjing, China: IEEE, Oct. 2020, pp. 1147–1152.
- [23] L. Zhang, A. Celik, S. Dang, and B. Shihada, “Energy-Efficient Trajectory Optimization for UAV-Assisted IoT Networks,” *IEEE Trans. Mobile Comput.*, vol. 21, pp. 4323–4337, Dec. 2022.
- [24] Z. Zhao, M. Zhou, and S. Liu, “Iterated Greedy Algorithms for Flow-Shop Scheduling Problems: A Tutorial,” *IEEE Trans. Autom. Sci. Eng.*, vol. 19, pp. 1941–1959, Jul. 2022.
- [25] C. H. Liu, X. Ma, X. Gao, and J. Tang, “Distributed Energy-Efficient Multi-UAV Navigation for Long-Term Communication Coverage by Deep Reinforcement Learning,” *IEEE Trans. Mobile Comput.*, vol. 19, pp. 1274–1285, Jun. 2020.
- [26] S. Khairy, P. Balaprakash, L. X. Cai, and Y. Cheng, “Constrained Deep Reinforcement Learning for Energy Sustainable Multi-UAV based Random Access IoT Networks with NOMA,” *IEEE J. Sel. Areas Commun.*, vol. 39, pp. 1101–1115, Aug. 2020.
- [27] S. K. Mahmud, Y. Chen, and K. K. Chai, “Hybrid Decision Framework for Energy Efficiency Enhancement in NOMA-UAV Networks,” *IEEE Commun. Lett.*, vol. 26, pp. 1378–1382, Jun. 2022.
- [28] M. A. Jamshed, W. U. Khan, H. Pervaiz, M. A. Imran, and M. Ur-Rehman, “Emission-aware Resource Optimization Framework for Backscatter-enabled Uplink NOMA Networks,” in *Proc. of IEEE Veh. Technol. Conf.* Helsinki, Finland: IEEE, Jun. 2022, pp. 1–5.
- [29] A. Kaushik, E. Vlachos, C. Tsinos, J. Thompson, and S. Chatzinotas, “Joint Bit Allocation and Hybrid Beamforming Optimization for Energy Efficient Millimeter Wave MIMO Systems,” *IEEE Trans. Green Commun. Netw.*, vol. 5, no. 1, pp. 119–132, Sep. 2020.
- [30] A. Kaushik, J. Thompson, E. Vlachos, C. Tsinos, and S. Chatzinotas, “Dynamic rf chain selection for energy efficient and low complexity hybrid beamforming in millimeter wave mimo systems,” *IEEE Trans. Green Commun. Netw.*, vol. 3, no. 4, pp. 886–900, 2019.
- [31] Z.-Q. Luo and W. Yu, “An Introduction to Convex Optimization for Communications and Signal Processing,” *IEEE J. Sel. Areas Commun.*, vol. 24, no. 8, pp. 1426–1438, Jul. 2006.
- [32] M. Al-Imari, P. Xiao, M. A. Imran, and R. Tafazolli, “Low Complexity Subcarrier and Power Allocation Algorithm for Uplink OFDMA Systems,” *EURASIP J. Wirel. Commun. Netw.*, vol. 98, pp. 1–6, Apr. 2013.
- [33] M. A. Jamshed, F. Heliot, and T. Brown, “Unsupervised Learning Based Emission-aware Uplink Resource Allocation Scheme for Non-Orthogonal Multiple Access Systems,” *IEEE Trans. Veh. Technol.*, vol. 70, no. 8, pp. 7681–7691, Aug. 2021.
- [34] B. Lund and J. Ma, “A Review of Cluster Analysis Techniques and their Uses in Library and Information Science Research: k-means and k-medoids Clustering,” *Performance Measurement and Metrics*, vol. 22, no. 3, pp. 161–173, Sep. 2021.
- [35] J. Wu, S. Rangan, and H. Zhang, *Green Communications: Theoretical Fundamentals, Algorithms, and Applications*. CRC press, Apr. 2016.