

# An Improved Modular Addition Checksum Algorithm

Philip Koopman  
Carnegie Mellon University  
Pittsburgh, PA, USA  
koopman@cmu.edu

**Abstract**—This paper introduces a checksum algorithm that provides a new point in the performance/complexity/effectiveness checksum tradeoff space. It has better fault detection properties than single-sum and dual-sum modular addition checksums. It is also simpler to compute efficiently than a cyclic redundancy check (CRC) due to exploiting commonly available hardware and programming language support for unsigned integer division. The key idea is to compute a single running sum, but introduce a left shift by the size (in bits) of the modulus before performing the modular reduction after each addition step. This approach provides a Hamming Distance of 3 for longer data word lengths than dual-sum approaches such as the Fletcher checksum. Moreover, it provides this capability using a single running sum that is only twice the size of the final computed check value, while providing fault detection capabilities even better than large-block variants of dual-sum approaches that require larger division operations. A variant that includes a parity bit achieves Hamming Distance 4 for about half the data word length as the baseline version for the same size check value.

**Keywords**—checksum, Fletcher checksum, Koopman checksum, error detection, large-block checksum, hash function, modular reduction

## I. INTRODUCTION

Modular addition checksums and Cyclic Redundancy Check (CRC) error codes are ubiquitous for guarding the integrity of data against non-malicious corruption, such as faults that occur during data transmission on networks. A perennial tradeoff involves algorithmic complexity, computational cost, and fault detection effectiveness. This work provides a new point in the tradeoff space of better fault detection effectiveness compared to other checksum approaches, with moderate computational cost and algorithmic complexity.

A detailed description of terminology can be found in [Koopman23]. In the interest of brevity the reader is referred to that earlier work for background and terminology details. Earlier work and a more thorough literature review can be found in [Maxino09].

### A. Terminology recap

A brief recap of terms, shortened from [Koopman23] follows:

- **Code word**: a tuple of data containing a **data word** (the data for which integrity checking is desired) and a **check value** (the result of a checksum calculation). The purpose of using a checksum is to detect whether one or more bit faults in the code word have occurred since it was created. Binary

#### Modular Single-Sum Checksum:

$$\text{sum} = (\text{sum} + \text{block}[\text{index}]) \% \text{modulus}$$

#### Modular Dual-Sum Checksum:

$$\begin{aligned}\text{sumA} &= (\text{sumA} + \text{block}[\text{index}]) \% \text{modulus} \\ \text{sumB} &= (\text{sumA} + \text{sumB}) \% \text{modulus}\end{aligned}$$

#### Koopman Checksum:

$$\text{sum} = ((\text{sum} \ll k) + \text{block}[\text{index}]) \% \text{modulus}$$

Figure 1. Checksum computational kernels. Modulus selection affects fault detection capabilities;  $k$  is bits in check value. Koopman checksum moduli are 239, 65371, and 4294967291.

symmetric bit inversion faults (bit flips) can occur in either or both of the data word and the check value.

- **Block**: a chunk of data from the data word processed at each step of a summing operation. For a Koopman checksum the block size is the same as the check value size.
- **Modulus**: the unsigned integer used in the checksum calculation kernel to produce a remainder from a division operation. The modulus must be less than or equal to  $2^k$  for a  $k$ -bit check value to ensure that the result fits within the number of bits used for the check value. Modulus selection can affect checksum effectiveness.
- **Modular checksum**: computes the check value via a summing operation across all the blocks of the data word. Each step in the sum adds a current running sum to the next block value modulo a predefined modulus.
- **Single-sum checksum**: a checksum algorithm that performs a single running modular checksum to compute a check value.
- **Dual-sum checksum**: a checksum algorithm that computes a pair of two running sums in the manner of a Fletcher or Adler checksum and concatenates those sums to produce a check value. (See: [Fletcher82] [Adler].)
- **Large-block checksum**: a checksum algorithm that uses a block size larger than the number of bits in the modulus. For example, a 4-byte block size with a one-byte sized modulus of 255 would be called “d255\_b4” to denote it is a dual checksum with modulus 255 and block size 4 bytes.

- **Hamming distance:** the lowest number of faulty bits that has at least one undetectable fault in a code word. HD=2 means all 1-bit faults are detected, but at least one possible 2-bit fault is undetectable. HD=3 means that all 1-bit and 2-bit faults are detected, but there is at least one undetectable 3-bit fault. HD=3 performance for the longest code word possible is desirable for better checksum fault detection effectiveness. Cyclic redundancy checks can often achieve even higher HD values, but are beyond the scope of this paper.
- **Bit Error Ratio (BER):** the fraction of code word bits that are subject to a value inversion corruption (a “bit flip”) on a per bit basis. A BER of  $10^{-6}$  means that each bit in a code word has an independent one-per-million chance of being flipped. Longer code words have a higher probability of corruption simply because they contain more bits that are each individually subject to the BER.
- **$P_{ud}$ :** the probability of an undetected fault for a particular code word given the code word length, the BER, and the checksum algorithm being used. A lower  $P_{ud}$  means that fault detection effectiveness is better. All things being equal, longer code words have a higher  $P_{ud}$  at the same BER simply because they are more likely to accumulate enough bit faults to meet or exceed the checksum’s HD.

## B. Approach

In this work we introduce a computational wrinkle on a single-sum checksum approach based on insight gained in studying large-block checksums. The result is a modification of a single-sum checksum computational kernel that provides large-block checksum fault detection capabilities via changing the computation into a data-word-long modular reduction operation with a carefully chosen modulus. However, this is done without requiring the use of large integer division arithmetic operations.

The key to the approach is replacing this modular addition core algorithmic step:

$$\text{sum} = (\text{sum} + \text{block}) \bmod m$$

with a step that promotes better mixing of bits and avoids leakage of single-bit faults from a corrupted block into the sum as a single-bit fault:

$$\text{sum} = ((\text{sum} + \text{block}) * 2^k) \bmod m$$

where  $k$  is the number of bits required to represent the result of applying modulus  $m$ .

The multiplication by  $2^k$  is efficiently implemented by a left-shift of  $k$  bits, where  $k$  is the number of bits in the modulus, typically 8, 16, or 32. From a pseudo-code point of view, the computational kernel is an optimized version of:

$$\text{sum} = ((\text{sum} + \text{block}) \ll k) \% m$$

where “ $\ll$ ” is a left bit shift and “ $\%$ ” denotes remainder after division.

This formulation is prone to generating carry-out bits that exceed the size of an integer register (e.g., for a 16-bit check value a carry-out bit might result in a 33-bit value). We resolve

Initialize  $\text{Sum}_{\text{initial}} = 0$

Iterate across each block  $i$  in data word:

$$\text{Sum}_{\text{new}} = (\text{Sum}_{\text{old}} + \text{Block}_i) \bmod M$$

Check Value is the final  $\text{Sum}_{\text{new}}$

*Algorithm 1: Single-sum checksum.*

this issue by reorganizing the computation to pipeline the modular reduction and addition steps, yielding this computational kernel with an additional first set-up step to prime the pipeline and a final clean-up step to wind down the pipeline:

$$\text{sum} = ((\text{sum} \ll k) + \text{block}) \% m$$

This formulation is not subject to carry-outs from the addition, and can fit well into typical-size machine words and programming language integer types (e.g., 32-bit integer for a 16-bit check value). A rationale for this approach and analysis are contained in later sections of this paper.

This checksum algorithm provides a new point in the checksum tradeoff space, with algorithmic complexity approaching that of a single-sum checksum and yet having fault detection capability of Hamming Distance (HD) three for useful data word lengths. To be sure, a cyclic redundancy check (CRC) should be used for life critical applications to provide an even higher HD. However, this checksum approach may be attractive where better performance than a regular checksum is desired but the computational cost and algorithmic complexity of implementing an efficient CRC calculation is not warranted.

The remainder of this paper briefly reviews different checksum approaches including this new proposed approach in Section II. Section III explains the conceptual underpinnings of the new approach. Section IV presents fault detection experimental results, and Section V provides conclusions. This paper is intended to be read in conjunction with a previous paper on large-block checksums [Koopman23], and therefore provides only a minimum of context and terminology. The experimental methodology and simulation platform are the same as in that previous work, updated to include this new algorithm.

## II. PREVIOUS CHECKSUM ALGORITHMS

Checksum computations of interest for this paper break a data word into blocks, perform modular addition across all the data blocks within the data word to create a check value, and store that check value with the data word to create a code word. That code word can later be checked for integrity by recomputing the checksum from the data word and comparing that result to the stored check value.

Previous checksum algorithms considered include single-sum, dual-sum, and large block size versions of those two algorithms. These are compared against the effectiveness of the newly proposed Koopman checksum algorithm that uses a modified single-sum approach to pipeline a single large modular reduction operation.

### A. Single-Sum Checksums

Classical checksum algorithms involve computing a single modular sum of block values drawn in sequence from the entire length of the data word. A generic description is shown as Algorithm 1.

In Algorithm 1,  $M$  is a predetermined algorithm-dependent modulus. Using a  $k=16$  check value (16 bits) as an example, some possible values for the modulus are two's complement addition (65536), one's complement addition (65535), largest prime less than  $2^k$  (65521), and a modulus that is suitable for large-block checksums (65525) [Koopman23].

Single sum checksum algorithms can generate any desired  $k$ -bit sized check value, with typical values of  $k$  being 8, 16, and 32. They provide  $HD=2$  fault detection performance.

### B. Dual-Sum Checksums

A more advanced class of checksums was introduced by Fletcher's work [Fletcher82]. A generic description is shown as Algorithm 2.

Initialize  $SumA_{initial} = 0$ ;  $SumB_{initial} = 0$

Iterate across each block  $i$  in data word:

$SumA_{new} = (SumA_{old} + Block_i) \bmod M$

$SumB_{new} = (SumB_{old} + SumA_{new}) \bmod M$

Check Value is:

$SumA_{new}$  concatenated with  $SumB_{new}$

*Algorithm 2: Dual-sum checksum.*

In the Fletcher approach, a pair of running modular sums is used instead of a single sum. The first sum, which we denote  $SumA$ , is the same as a single-sum checksum, except sized at only  $k/2$  bits (e.g., an 8-bit running modular sum for a 16-bit check value).

The second sum in Fletcher's algorithm,  $SumB$ , is another  $k/2$  bit running sum that is updated not by summing block values, but rather by summing the old version of  $SumB$  with the new version of  $SumA$  for each block being processed. The check value result is the concatenation of  $SumA$  and  $SumB$ , each of which are  $k/2$  bits in size, to create a single  $k$ -bit check value.

As with Algorithm 1, for Algorithm 2 the modulus is  $M$ , with the same modulus being used for both sums. All blocks from the data word are processed in a running sum approach, with the pair of sums updated as each block is processed.

The Fletcher dual-sum checksum algorithm uses a modulus of  $2^{k-1}$  [Fletcher82]. The Adler dual-sum checksum uses a modulus of the largest prime integer less than  $2^k$  [Adler]. Large-block checksums can benefit from using an empirically-determined modulus, such as 253 for an 8-bit large-block dual-sum algorithm and 65525 for a 16-bit large-block dual-sum algorithm [Koopman23].

Dual-sum checksums provide  $HD=3$  up to the "rollover" length of the checksum. That rollover length is  $((\text{modulus}-1)*$

$\text{blocksize})+1)$  based on the summation process. The longest known 16-bit dual sum checksum rollover point is  $((239-1)*14) = 3332$  bytes for a 14-byte block size and modulus 239 [Koopman23]. That  $HD=3$  capability comes at the cost of needing to perform a 128-bit integer division operation to generate a division remainder for each 14-byte block of data in the modular reduction process.

### C. Koopman Checksums

This paper introduces the Koopman checksum algorithm shown as Algorithm 3. It is a single-sum modular checksum approach that adds a left-shift by  $k$  bits into the running sum process. Since  $k$  is typically 8, 16, or 32 bits in practice, this left shift is really just a byte alignment change, making the operation particularly cheap to perform on most computation hardware. (The algorithmic approach should work with any value of  $k$ , but  $k$  being a multiple of 8 is most likely to be useful in practice.)

Initialize  $Sum_{initial} = Block_{first}$ ;

Iterate across remaining blocks  $i$  in data word:

$Sum_{new} = ((Sum_{old} \ll k) + Block_i) \bmod M$

Check Value based on final sum:

$CheckValue = ((Sum_{new} \ll k) \bmod M)$

*Algorithm 3: Koopman checksum. " $\ll k$ " is left shift by  $k$  bits.*

As with Algorithms 1 and 2,  $M$  is the modulus. All blocks from the data word are processed in a running sum approach. Since this is a single-sum approach, the value  $k$  determines the number of bits in the check value, and the modulus must be less than or equal to  $2^k$ . In practice, effective moduli choices are 239, 65371, and 4294967291.

This checksum provides  $HD=3$  up to a significant length, longer than that provided by dual-sum checksum approaches. Specifics depend critically on the modulus selected, and will be discussed in a later section.

### D. Checksum Effectiveness Comparison

The experimental framework and  $P_{ud}$  calculation approach from [Koopman23] were used. Briefly, specific numbers of bit inversion faults were injected into randomized data word values. The fraction of undetected faults was determined for each  $m$ -bit fault ( $m=1, 2, 3, \dots$ ) across a sweep of data word lengths spanning 1 to 5120 bytes. That data was used to create a weighted sum of undetected fault probability  $P_{ud}$  for each data word length based on the probability of faults with different numbers of bit inversions and the data indicating fraction of undetected  $m$ -bit faults.

As can be seen in Figure 2, a 16-bit Koopman checksum is dramatically better (lower  $P_{ud}$ ) than either a single-sum checksum or a dual-sum checksum of the same size. (There is no substantial difference between a Fletcher dual-sum checksum with modulus=255 and an Adler dual-sum checksum with modulus=251 at the scale of this plot, so only Fletcher16 is shown.) The "Simple  $HD=3$ " curve presented as a reference line

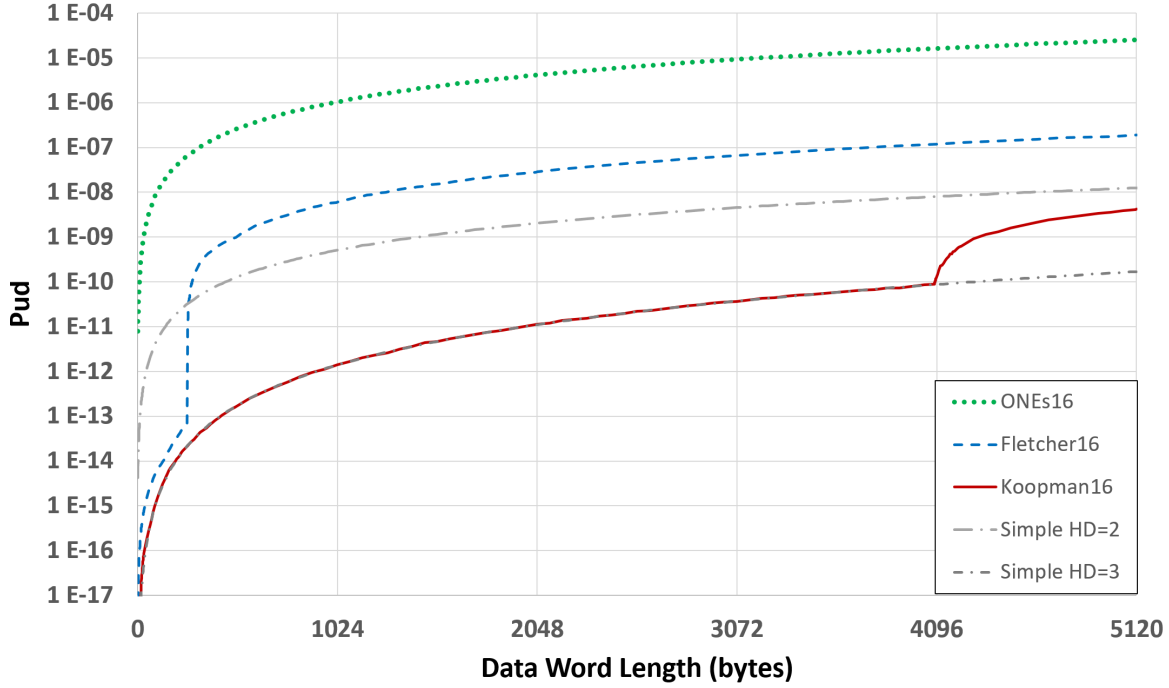


Figure 2. Comparable 16-bit single-sum, dual-sum, and Koopman checksum fault detection capabilities. Lower is better.

is a hypothetical idealized checksum with perfect detection of all 1-bit and 2-bit faults, and  $1/2^k$  fraction of undetected faults for all other numbers of bit faults.

The following sections of this paper describe the mechanics and theory of operation of the Koopman checksum. They also compare and contrast it to our previous work on large-block checksums. The short version is that a Koopman checksum provides longer HD=3 capability to exploit the full potential of a large-block approach without requiring cumbersome extended-precision integer division operations.

### III. KOOPMAN CHECKSUM ALGORITHM ANALYSIS

Decades of increased computer clock speeds and an ever-widening gap between computation speed and memory access delay have fundamentally changed the tradeoffs relevant to computing a checksum value. In particular, the cost of a division operation has been dramatically reduced as a proportion of the time it takes to fetch data from memory, making division comparatively cheaper than it used to be. This is due to a combination of improved native hardware support for division and CPUs that can perform arithmetic faster than memory devices can return large amounts of data – cache memory hierarchies notwithstanding. Additionally, it is more common to see more capable CPUs used in embedded applications that provide efficient support for 32-bit or even 64-bit division operations.

These trends argue that there is a place in the checksum speed/effectiveness tradeoff space for an algorithm that uses a division operation more aggressively than traditional modular checksum approaches, while being more streamlined than large-block approaches recently discovered. The result is something

that provides better bit mixing than addition-centric approaches, does not require using huge integer division operations, and yet avoids the full complexity of a Cyclic Redundancy Check (CRC) computation. Notably, the proposed algorithm makes use of hardware support for integer division operations to perform bit mixing rather than requiring software-only support for CRC-based bit mixing.

An explanation of the algorithm is presented in two parts: (1) using an offset to mitigate 2-bit fault vulnerabilities for large-block checksums, and (2) an iterative approach to performing modular reduction operation on an unbounded length data word.

#### A. Mitigating large-block 2-bit faults

As shown in our previous work, large-block checksums can significantly improve the fraction of undetected faults, but are limited to HD=2 in practice unless combined with another technique such as a dual-sum approach [Koopman23].

Further exploration has revealed that the HD=2 behavior for large-block single-sum checksums was largely attributable to poor mixing of the lowest few bits of the block by the modulus. We illustrate this with a concrete example using an 8-bit modulus and a 32-bit block in Table 1. (“0x” denotes a hexadecimal value.)

It is useful to consider the implications of Table 1 for a data word that is all zero, with the one set bit in the values in that table representing how a single bit flip injected fault affects the modular reduction result. (The principles apply more generally to other values in practice.)

In Table 1, a one-bit fault in block positions larger than the modulus (bit positions 8 through 31) is mixed sufficiently well

<b>Block Value</b>	<b>Mod M</b>	<b>Result</b>
0x80000000	% 0xFD	0xA7
0x40000000	% 0xFD	0xD2
0x20000000	% 0xFD	0x69
0x10000000	% 0xFD	0xB3
0x08000000	% 0xFD	0xD8
0x04000000	% 0xFD	0x6C
0x02000000	% 0xFD	0x36
0x00100000	% 0xFD	0x1B
0x00800000	% 0xFD	0x8C
0x00400000	% 0xFD	0x46
0x00200000	% 0xFD	0x23
0x00100000	% 0xFD	0x90
0x00080000	% 0xFD	0x48
0x00040000	% 0xFD	0x24
0x00020000	% 0xFD	0x12
0x00010000	% 0xFD	0x09
0x00008000	% 0xFD	0x83
0x00004000	% 0xFD	0xC0
0x00002000	% 0xFD	0x60
0x00001000	% 0xFD	0x30
0x00000800	% 0xFD	0x18
0x00000400	% 0xFD	0x0C
0x00000200	% 0xFD	0x06
0x00000100	% 0xFD	0x03
0x00000080	% 0xFD	0x80 **
0x00000040	% 0xFD	0x40 **
0x00000020	% 0xFD	0x20 **
0x00000010	% 0xFD	0x10 **
0x00000008	% 0xFD	0x08 **
0x00000004	% 0xFD	0x04 **
0x00000002	% 0xFD	0x02 **
0x00000001	% 0xFD	0x01 **

Table 1. Example 4-byte block with one-bit values modulo 253. Block values with a single non-zero bits in the lowest byte are unchanged. Rows marked with “\*\*” are unchanged by a modular reduction operation.

that no single-bit result is generated. This means that at least three bits will need to be flipped to create an undetectable fault if there is only one block in the data word: one bit flip in the data block and two corresponding bits in the check value. No two-bit fault can go undetected, again assuming there is only this one block in the data word.

However, bits in the block that are in positions smaller than the modulus (bit positions 0 through 7) are not mixed at all, and go through the modular reduction unchanged. This creates a significant HD=2 vulnerability mechanism for single-sum checksums.

While this pass-through behavior for low order bit positions is exactly as expected per the mathematical properties of modular reduction, it makes any operation of this type vulnerable to two-bit faults, albeit with reduced probability compared to a small-block approach. The vulnerability is

reduced proportionally with larger block sizes, accounting for somewhat better fault detection effectiveness for larger block sizes seen in figure 2 for Add65525\_b4 (single-sum addition with modulus of 65525 and block size of 4 bytes).

A similar effect occurs for large-block dual-sum checksums, but is complemented by the HD=3 effectiveness of the dual-sum approach. For dual-sum checksums, the use of larger blocks extends the HD=3 distance as shown by the difference between the Fletcher checksum (modulus of 255, block size of 1 byte) and the Dual253\_b4 checksum (modulus of 253, dual-sum, block size of 4 bytes).

The more important observation is that we are actually getting HD=3 for all the bytes without needing a dual-sum approach – except that pesky low order byte. All the results for single-bit values in higher order bit positions result in two or more bits in the modular reduction result, ensuring HD=3 or better so long as the checksum operation only involves a single block.

We can remove this HD=3 vulnerability by avoiding the use of the lowest eight bits of the block, and forcing them to zero regardless of the data word. This means that what was formerly a 4-byte block in the stated example now holds 3 bytes from the data word and a low byte value that has been forced to be zero. In other words, we are changing to a 3-byte block from the point of view of the checksum, while using a 4-byte modular addition computation.

Making this concrete, for a byte-organized data word starting at byte  $i$ , a single step in the checksum calculation used to be for a 4-byte block:

$$\begin{aligned} \text{block} &= (\text{dw}_i * 0x1000000) + (\text{dw}_{i+1} * 0x10000) \\ &\quad + (\text{dw}_{i+2} * 0x100) + (\text{dw}_{i+3} * 0x1) \\ \text{sum} &= (\text{sum} + \text{block}) \% \text{modulus} \end{aligned}$$

In this notation  $\text{dw}_i$  is the  $i$ th byte of the data word, with  $i$  incremented by the block size of 4 for each iteration through the summation kernel.

To avoid the vulnerability to bit faults affecting the lowest byte, this changes to a 3-byte block calculation:

$$\begin{aligned} \text{block} &= (\text{dw}_i * 0x1000000) + (\text{dw}_{i+1} * 0x10000) \\ &\quad + (\text{dw}_{i+2} * 0x100) \\ \text{sum} &= (\text{sum} + \text{block}) \% \text{modulus} \end{aligned}$$

where the byte  $\text{dw}_{i+3}$  that used to be included in this block is now moved into the next block instead, and the bottom eight bits are left as a value of zero. The index is incremented by 3 for each block processed, resulting in an effective block size of 3. No bytes are skipped, but more iterations of the checksum are required to process all blocks.

Making this change results in an HD=3 checksum algorithm up to the limit of the modulus' capability to support large blocks. In the case of modulus 253, that limit is 13 bytes. To be sure, we are throwing away one byte of capability by not using one byte in the block, so this approach scales to 12-byte blocks from the data word, using a 13-byte modular addition operation having a zero value for the lowest byte. A modulus of 239 has the maximum rollover limit of a 13-byte block using a 14-byte sum,

and will turn out to be a better choice for our single-sum approach.

### B. Unbounded length modulus computation

While setting the lowest byte to zero in the checksum kernel is a nice idea, it doesn't really help for longer data words that require multiple blocks. It is possible in general for two single-bit faults, each in a different block, to induce multi-bit changes to the sum that end up canceling each other out when added within a checksum computation.

To reap the full benefit of zeroing the bottom block byte we need to ensure that the checksum operation uses only a single block. The block size must be the same as the data word size, even for large data words. For 8-bit checksums this is less of an issue, since 13-byte blocks is the upper limit of HD=3 performance, and that can fit in an admittedly large 128-bit integer. However, managing integers larger than that becomes inconvenient in most software environments, making this approach as it is not particularly useful for 16-bit or 32-bit check values that might guard the integrity of data words having thousands or millions of bytes of data.

This issue can be resolved by restructuring the computation to be scalable to an unbounded block size without needing software support for large-precision division operations. We do this by breaking the modular reduction operation down into an iterated process.

Consider the example 32-bit integer value 0x12345600. This value has been chosen so that each 4-bit value and its position is distinctive without loss of generality. The bottom 8 bits have been set to zero in keeping with the strategy of avoiding pass-through of single bit faults, so this represents three bytes of the data word in a block with value "123456" and a byte of zeros at the bottom to ensure HD=3 fault detection effectiveness when undergoing modular reduction.

The progression below is simply a reorganization of the modular reduction operation to reduce it in size from a single 32-bit division to a set of three 16-bit divisions, exploiting the modulus operation property that  $(A+B) \bmod M = ((A \bmod M) + (B \bmod M)) \bmod M$ . Note that "0x" is omitted below for cleaner notation, but all values in the example are hexadecimal values.

$$\begin{aligned}
 &12345600 \bmod FD = C8 \\
 &= ( (12000000) \\
 &\quad + (00340000) \\
 &\quad + (00005600) \\
 &\quad + (00000000) ) \bmod FD \\
 &= ( (12 * 1000000) \\
 &\quad + (34 * 10000) \\
 &\quad + (56 * 100) \\
 &\quad + (00) ) \bmod FD \\
 &= ( (((12 * 100) * 100) * 100) \\
 &\quad + ((34 * 100) * 100) \\
 &\quad + (56 * 100) \\
 &\quad + (00) ) \bmod FD
 \end{aligned}$$

$$= ((((((12 * 100) + 34) * 100) + 56) + 00) * 100) \bmod FD$$

$$\begin{aligned}
 &= ((((((12 \\
 &\quad * 100) + 34) \bmod FD) \\
 &\quad * 100) + 56) \bmod FD) \\
 &\quad * 100) + 00) \bmod FD
 \end{aligned}$$

Rewriting this into the style of source code, the computation becomes:

```

sum = 0x12;
sum = ((sum * 0x100) + 0x34) mod 0xFD;
sum = ((sum * 0x100) + 0x56) mod 0xFD;
sum = ((sum * 0x100) + 0x00) mod 0xFD;

```

This is a specific example of a computation expressed more generally as a 16-bit implementation that generates an 8-bit check value shown in Appendix A. The first and last line of code are performed only once, but the middle lines are iterated as many times as necessary to process all the block in the data word. The example is arranged so that the reader can easily see how the original block value of 0x12345600 has been distributed across the computation into a byte-by-byte modular addition operation.

Given that multiplication by 0x100 is the same as an 8 bit left shift, from a software implementation point of view, this reformulation amounts to repeated applications of a shift left by 8 bits and add in the next byte, sketched out below:

```

sum = 0x12;
sum = ((sum << 8) + 0x34) mod 0xFD;
sum = ((sum << 8) + 0x56) mod 0xFD;
sum = ((sum << 8)) mod 0xFD;

```

The last byte being processed is always zero to avoid vulnerability to a one-bit fault evading the modular reduction process, so the last step omits the addition of zero, underscoring that it is a clean-up step to wrap up the pipelined implementation.

This example never requires more than 16 bits to hold an intermediate value (twice the check value size of 8 bits). Moreover, the only division required is an unsigned 16-bit divided by 8 bit division resulting in an 8-bit remainder value.

From a carry-out and overflow point of view, the modulo operation forces each sum to fit into an 8 bit range. That ensures there will be no overflow when the sum from a previous step is shifted left. Additionally, since each block is limited to 8 bits, there can be no overflow from the 16 bit value resulting from the addition, nor any carry-out from the low 8 bits into the high 8 bits of the addition operation.

The computational cost for generating a k-bit check value is one addition and one division operation per k-bit processed element of the data word. Both operations require a k\*2 bit holding register for the sum. In some systems a 2\*k bit dividend with a k bit divisor such as the one required can be computed more cheaply than a full 2\*k-bit division.

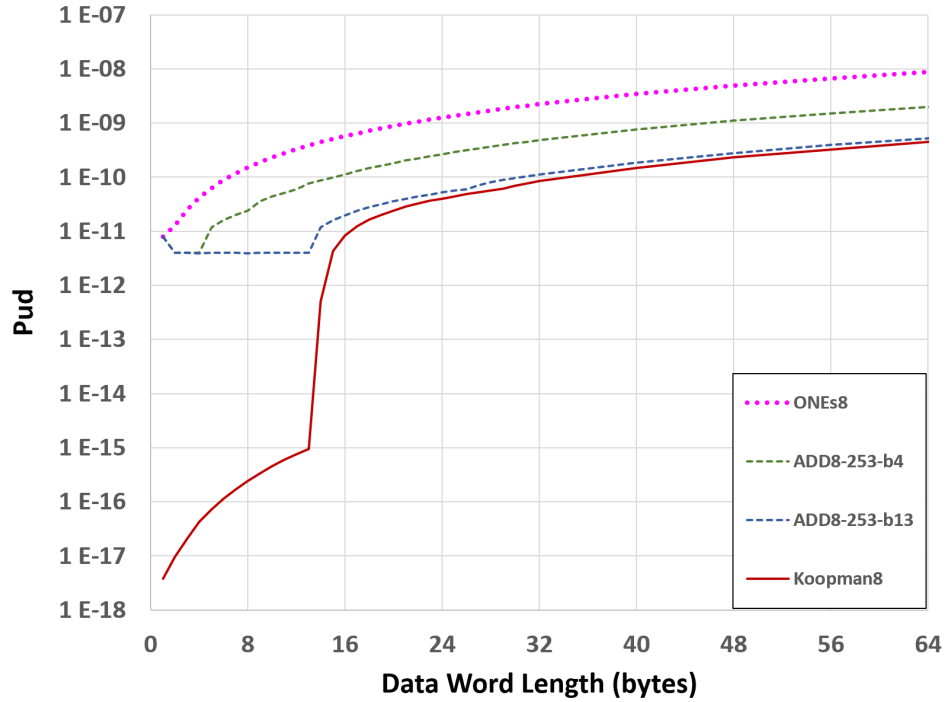


Figure 3. 8-bit checksum performance comparison.

#### IV. FAULT DETECTION EFFECTIVENESS

##### A. Rollover limit

Any Koopman checksum has a rollover length that limits its HD=3 effectiveness. This length limitation depends upon the modulus, and was determined experimentally for each modulus considered by setting each potential bit in a block and seeing how long a block could be processed before any intermediate sum value had only one bit in it. Moduli were selected to maximize this limit. The issue at the rollover length is that a 1-bit fault that is cycled through the shift-and-modulo loop enough times might pair with a 1-bit fault in the check value to create an undetected 2-bit fault. HD=3 performance is always limited to one byte less than this rollover length. Note that this is a different rollover mechanism than the one present in dual-sum checksums, which is based overflows of accumulated values from being represented by the sumB value in that computation [Fletcher82].

There is a secondary mechanism for undetected two-bit faults in addition to rollover that only affects some moduli before the rollover length limit is hit. This involves a single bit that creates an intermediate sum value that then adds to a second bit fault, with the sum of the results of those two disturbances happening to add up to the modulus value, thus canceling out and resulting in a fault undetectable within a single block computation. This effect was observed to limit the capabilities of some 8-bit moduli (notably modulus 227, which has a rollover length of 28, but degrades to HD=2 at its cancellation-limited length for 14-byte data words). The recommended 8-bit modulus of 239 is not limited by this vulnerability. This effect is theoretically present for 16- and 32-bit moduli, but has not been observed to be activated in any simulations performed for

Koopman16 and Koopman32 checksums, presumably due to requiring matching, specific block data values in two different locations in the data word to be activated. This lack of evidence of practical effect contributes to only making a claim of “approximately HD=3 performance” rather than a provable HD=3 capability.

##### B. Koopman8 checksum effectiveness

Figure 3 shows the fault detection effectiveness of an 8-bit check value implementation. The best 8-bit modulus is 239, with a rollover length of 14 bytes. This provides HD=3 performance up to 13 byte data words. (The modulus of 253 used for large-block checksums is also viable, but is slightly less appealing due to its rollover length of 13 bytes.) This modulus was selected via a brute-force screening campaign of all moduli 128 through 255.

Data was not available for plotting an 8-bit Fletcher checksum due to the dual 4-bit sums not being compatible with our byte-oriented simulation tooling. However, a Fletcher checksum with a modulus of 15 would have a rollover length of fifteen 4-bit nybbles, or 7.5 bytes. That means a Koopman8 checksum provides HD=3 performance up to almost twice the length of an 8-bit Fletcher checksum (13 bytes vs. 7 bytes).

Comparing the 8-bit Koopman checksum to a large-block 8-bit single-sum checksum reveals that for long data word lengths the  $P_{ud}$  is close to a very large block checksum – which makes sense. Both are achieving HD=2 for large data word lengths with the Koopman checksum effectively being the maximum possible block length, equal to the data word length. Thus, even at long data word lengths, a Koopman checksum provides the benefits of a large-block checksum without the need to perform large integer division operations.



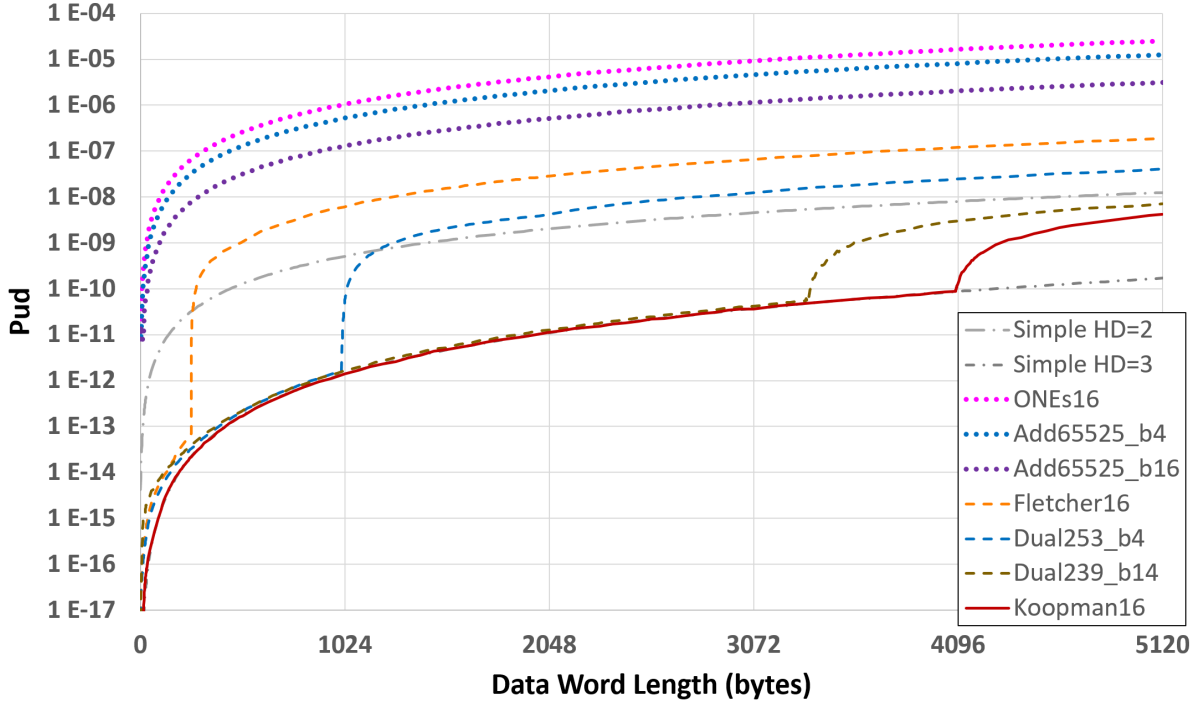


Figure 4. 16-bit checksum performance comparison including large-block algorithms.

### C. Koopman16 checksum effectiveness

The 16-bit version of the Koopman checksum uses a modulus of 65371. This value was empirically discovered via determining rollover length, and confirmed with a brute-force simulation-based brute force screening campaign of all moduli in the range 32768-65535. The rollover length is 4085 bytes, providing approximately HD=3 performance up to 4084 bytes, and HD=2 fault detection effectiveness at longer lengths.

Figure 4 shows simulation results for fault detection effectiveness. Koopman16 checksum performance is better than even the maximum-length large block dual sum checksum (modulus of 239, block size of 14), even though it only needs a 16-bit division instead of the 128-bit division required in practice by the dual checksum algorithm. The much larger  $P_{ud}$  gap between the Dual253\_b4 and Koopman16 curves is more of a fair comparison in terms of implementation, because both use 32-bit division operations.

There is a theoretical HD=3 limitation to 2042 bytes due to the possibility of a cancellation effect. However no 2-bit fault below 4085 bytes of data word length has not been observed across billions of 2-bit fault simulation results, which is consistent of that vulnerability requiring very specific block values at an exact spacing within the data word to be activated, which has not been hit on by chance in the simulation campaign. (Simulations that forced the data word value to be all zeros similarly did not provoke a 2-bit fault cancellation effect.)

### D. Koopman32 checksum effectiveness

A 32-bit variant of the Koopman checksum is possible, but study is difficult due to the large data words involved. Preliminary investigations suggest a good modulus choice

would be 4294967291 (which is 0xFFFFFFFFB). This has a rollover length of 134,217,727 bytes. A cancellation effect might be seen at data word lengths of 67,108,863 bytes and larger.

While simulation resources do not permit comprehensive experimental confirmation of the 32-bit modulus, some limited experiments failed to find any undetected 2-bit faults, including 50 million trials at a 1 MB data word length, and one million trials at the cancellation length. This suggests that the modulus is worth provisional use pending further investigation.

### E. Hash function effectiveness

The Koopman checksum function effectively mixes even very small data words due to ensuring all non-zero bits are in bit positions larger than the modulus for the modular reduction operation. It also ensures that any single-bit difference between data word values will result in at least a two-bit difference in the hash value for data word sizes up to the HD=3 capability. Therefore, it might be useful as a general-purpose hash function. Its evaluating effectiveness as such remains future work.

## V. CHECKSUM PLUS PARITY VARIANT

A variant of the Koopman checksum concatenates a k-1 bit checksum with a parity bit to achieve an HD=4 k-bit check value, albeit at shorter lengths than an HD=3 checksum for a given check value size.

The data word is still processed in k-bit blocks. The checksum kernel is doing in effect one very large modulo operation processed k bits at a time, so a smaller-than-k-bit modulus does not change this aspect of the algorithm. A k-1 bit modulus is used to leave one bit unused in the check value for a parity bit.



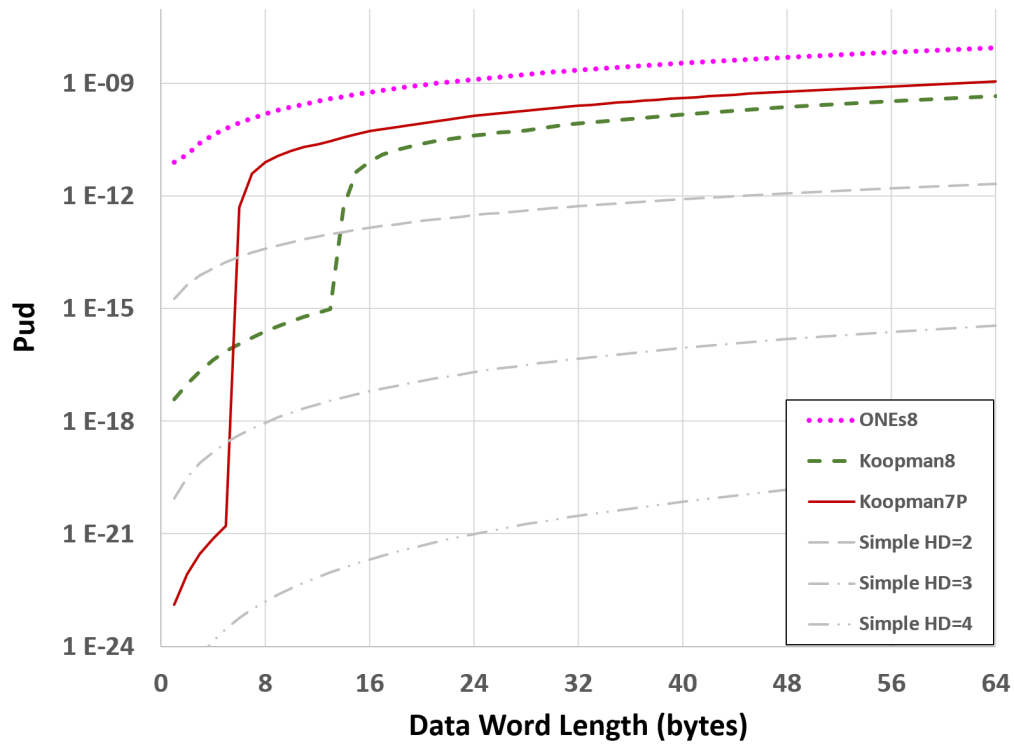


Figure 5. Comparison of Koopman8 and Koopman7P checksums.

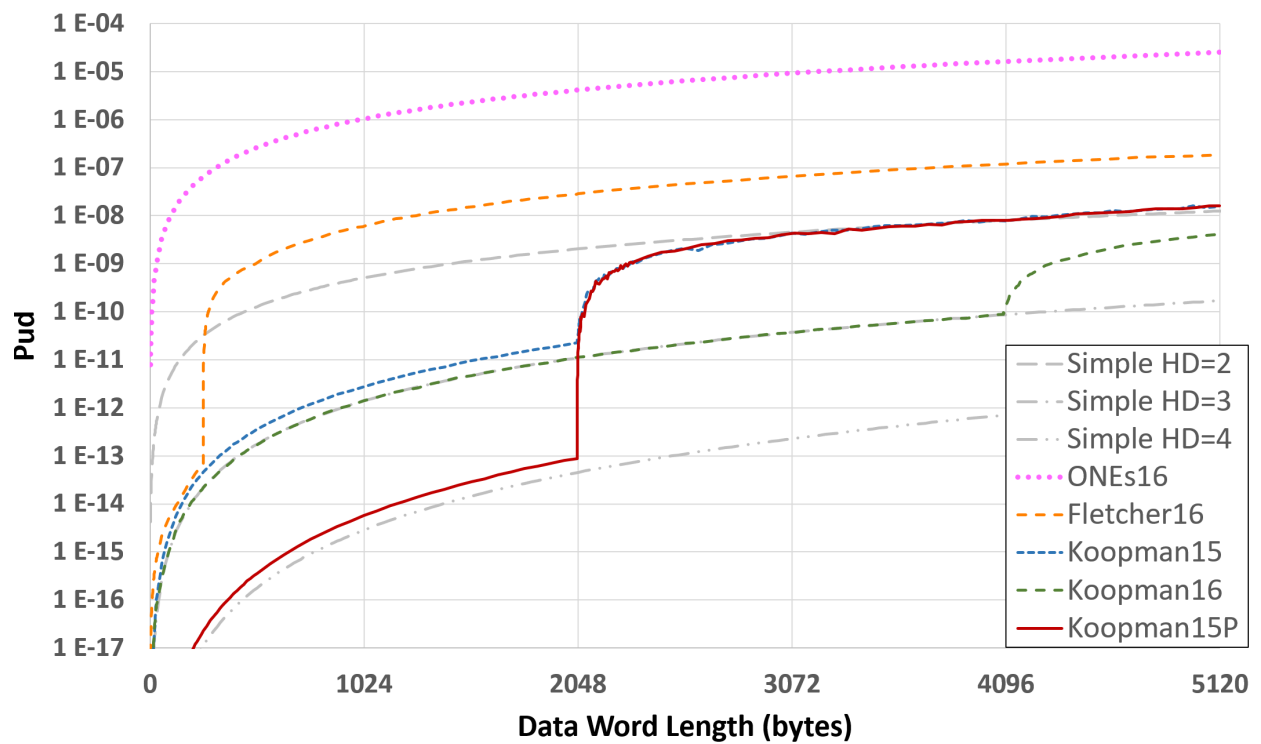


Figure 6. Comparison of Koopman15, Koopman16 and Koopman15P checksums.

Using the same selection criteria as for a k-bit modulus, good 7, 15, and 31 bit moduli are as follows:

- Modulus 121: rollover at 13, cancel at 6 bytes. Provides approx. HD=4 up to 5 byte data word.
- Modulus 32749: rollover at 2046, cancel at 1023 bytes. Provides approx. HD=4 up to 2045 byte data word
- Modulus 2147483629: rollover at 67108863, cancel at 33554431 bytes. Provides approx. HD=4 up to 31 to 63 Mbytes. (Not validated via simulation beyond limited checks similar to what was done for the 32-bit modulus due to available compute limitations.)

The reason this works is that parity detects all odd number of bit faults. Using an HD=3 k-1 bit Koopman checksum modulus (e.g., 15-bits), produces a check value that fits into k-1 bits. The remaining  $k^{\text{th}}$  can then hold a parity bit, bumping the composite HD=3 up to HD=4 by having the parity bit catch all the three-bit faults missed by the Koopman checksum.

Using k=16 bits as an example, the Koopman15P HD=4 performance is only about half as long as Koopman16 checksum HD=3 performance, because a 15-bit modulus rolls over at about half the length of a 16-bit modulus, giving HD=2 above that rollover length. However, HD=4 gives dramatically better fault detection  $P_{\text{ud}}$  for a BER-based fault model, so having an HD=4 checksum can be useful for some applications that only need integrity checks for that somewhat shorter data word length.

The implementation shown in Appendix A.c XORs the block bits together to compute parity of each bit position for speed, and defers boiling the result down to a single parity bit until the end. The final one-bit shift left of the sum value is to make room to place the parity bit in the bottom bit of the check value. (The placement of the parity bit might instead be at the top of the check value without changing fault detection effectiveness.) An important detail is that the final check value from the checksum calculation proper must be included in the parity computation to catch any bit flips that occur to the check value itself. This provides a complete HD=4 integrity check at appropriately-sized data word lengths.

Figure 5 shows the comparative performance of Koopman8 (8-bit) vs. Koopman7P (7-bit Koopman checksum with a parity bit placed in the 8<sup>th</sup> bit of the check value) checksums. Figure 6 shows the comparative performance of Koopman16 and Koopman15P checksums. In both cases the Koopman+parity checksum achieves HD=4 for approximately half the HD=3 length of the non-parity checksum with the same check value size.

## VI. CONCLUSIONS

This paper makes the following contributions:

1. A novel single-sum modular checksum approach with unbounded block size provides fault detection effectiveness of HD=3 for useful data word lengths. A key idea is inserting zeros in the bottom bits of the block before the modulo operation so that all non-zero bits are in bit positions higher than the modulus value.

2. The HD=3 capabilities of Koopman checksums are longer than dual-sum checksums such as the Fletcher checksum, even when a large-block approach is used. This is accomplished while using smaller sized integers that are only twice the check value size.
3. An efficient iterated algorithm computes a modulo operation up to an unbounded data word length. The computational kernel requires an iterated  $2*k$  bit unsigned division producing a k-bit remainder for each k-bit block processed (typically k=8, 16, or 32).
4. The following moduli are identified as good candidates for use with this checksum approach: 239, 65371, and 4294967291 for Koopman8, Koopman16, and Koopman32 checksums, respectively.
5. A hybrid strategy, using a k-1 bit Koopman checksum and an additional parity bit, is identified that provides HD=4 fault detection effectiveness for approximately half the length of a comparable k-bit checksum HD=3 fault detection capability. Good candidate moduli are: 121, 32749 and 2147483629 for Koopman7P, Koopman15P, and Koopman31P checksums, respectively.

It is important to remember that Cyclic Redundancy Checks (CRCs) can provide superior fault detection mechanisms to even these improved checksum approaches. Nonetheless, for situations in which CRCs are too complex or too slow, this new checksum approach can provide better fault detection effectiveness than previously known modular checksum approaches.

## VII. REFERENCES

- [Adler] Wikipedia, Adler-32, <http://en.wikipedia.org/wiki/Adler-32>, Dec. 2005.
- [C++] "<stdint.h> (stdint.h)," <https://cplusplus.com/reference/cstdint/> accessed Feb 25, 2023.
- [Fletcher82] Fletcher, J. G. (January 1982). "An Arithmetic Checksum for Serial Transmissions". IEEE Transactions on Communications. COM-30 (1): 247–252. <https://doi.org/10.1109/TCOM.1982.1095369>
- [Koopman23] Koopman, P. "Large-Block Modular Addition Checksum Algorithms," preprint, 2023. <https://arxiv.org/abs/2302.13432>
- [Maxino09] Theresa C. Maxino, Philip J. Koopman (January 2009). "The Effectiveness of Checksums for Embedded Control Networks," IEEE Transactions on Dependable and Secure Computing. <https://doi.org/10.1109/TDSC.2007.70216>

## APPENDIX A: EXAMPLE INNER LOOP CODE

The below C code fragments are intended to illustrate the key idea behind the use of Koopman checksums. They are written in a way to make the key ideas obvious. They are not intended as an illustration of portability or otherwise-desirable code structure.

Code fragments assume that the data word is an integral number of blocks, perhaps with zero-padding having been performed before computing the checksum. Variable typing is per `<stdint>`, `<stdint.h>`, or a similar definition approach [C++]. The variable `dwSize` is assumed to be the number of relevant elements in the data word array. Care should be taken in practical implementations to ensure that the left-shift operation generates a value that spans the entire width of the sum variable, rather than losing bits during the shift operation.

### A. Koopman8 checksum

```
uint8_t Koopman8(uint8_t block[], uint32_t dwSize)
{
    uint16_t sum = block[0];

    for(uint32_t index = 1; index < dwSize; index += 1)
    { sum = ((sum<<8) + block[index] ) % 239;
    }

    sum = (sum<<8) % 239;
    return(sum);
}
```

### B. Koopman16 checksum

```
uint16_t Koopman16(uint16_t block[], uint32_t dwSize)
{
    uint32_t sum = block[0];

    for(uint32_t index = 1; index < dwSize; index += 1)
    { sum = ((sum<<16) + block[index] ) % 65371;
    }
    sum = (sum<<16) % 65371;
    return(sum);
}
```

### C. Koopman15P checksum

This implementation assumes there is a function “Parity()” which returns a 1-bit parity value of the input.

```
uint16_t Koopman15P(uint16_t block[], uint32_t dwSize)
{
    uint32_t sum = block[0];
    uint32_t pty = sum; // accumulate bits for parity

    for(uint32_t index = 1; index < dwSize; index += 1)
    { sum = ((sum<<16) + block[index] ) % 32749;
      pty ^= block[index];
    }
    sum = (sum<<16) % 32749;

    // Compute single parity bit of pty including final sum
    pty = Parity(pty ^ sum);

    sum = (sum<<1) | pty; // 15-bit checksum and parity
    return(sum);
}
```

### D. Koopman32 checksum

```
uint32_t Koopman32(uint32_t block[], uint32_t dwSize)
{
    uint64_t sum = block[0];

    for(uint32_t index = 1; index < dwSize; index += 1)
    { sum = ((sum<<32) + block[index] ) % 0xFFFFFFFFB;
    }
    sum = (sum<<32) % 0xFFFFFFFFB;
    return(sum);
}
```