

Evaluating Inter-Bilingual Semantic Parsing for Indian Languages

Divyanshu Aggarwal^{1*}, Vivek Gupta^{2*†}, Anoop Kunchukuttan^{3,4}

¹Delhi Technological University; ²University of Utah; ³Microsoft IDC; ⁴AI4Bharat
divyanshuggrwl@gmail.com ; vgupta@cs.utah.edu ; ankunchu@microsoft.com

Abstract

Despite significant progress in Natural Language Generation for Indian languages (Indic-NLP), there is a lack of datasets around complex structured tasks such as semantic parsing. One reason for this imminent gap is the complexity of the logical form, which makes English to multilingual translation difficult. The process involves alignment of logical forms, intents and slots with translated unstructured utterance. To address this, we propose an Inter-bilingual Seq2seq Semantic parsing dataset IE-SEMPARSE for 11 distinct Indian languages. We highlight the proposed task’s practicality, and evaluate existing multilingual seq2seq models across several train-test strategies. Our experiment reveals a high correlation across performance of original multilingual semantic parsing datasets (such as mTOP, multilingual TOP and multiATIS++) and our proposed IE-SEMPARSE suite.

1 Introduction

Task-Oriented Parsing (TOP) is a Sequence to Sequence (seq2seq) Natural Language Understanding (NLU) task in which the input utterance is parsed into its logical sequential form (see Figure 1). That logical form can be represented in form of a tree with intent and slots as the leaf nodes (Gupta et al., 2018; Pasupat et al., 2019). With the development of seq2seq models with self-attention (Vaswani et al., 2017), there has been an upsurge in research towards developing *generation* models for complex TOP tasks. Such models explore numerous training and testing strategies to further enhance performance (Sherborne and Lapata, 2022; Gupta et al., 2022). Most of the prior work focus on the English TOP settings.

However, the world is largely multilingual, hence new conversational AI systems are also expected to cater to the non-English speakers. In that regard



Figure 1: TOP vs Bilingual TOP.

works such as mTOP (Li et al., 2021), multilingual-TOP (Xia and Monti, 2021a), multi-ATIS++ (Xu et al., 2020a; Schuster et al., 2019), MASSIVE dataset (FitzGerald et al., 2022) have attempted to extend the semantic parsing datasets to other multilingual languages. However, the construction of such datasets is considerably harder since mere translation does not provide high-quality datasets. The logical forms must be aligned with the syntax and the way sentences are expressed in different languages, which is an intricate process.

Three possible scenarios for parsing non English (multilingual) utterance exist as described in Figure 1. In the English Monolingual TOP, we parse the English utterance to its English logical form. Here the slot values are in the English language. English tuned TOP models (Raffel et al., 2019; Lewis et al., 2020) could be utilized for semantic parsing. On the other side, a.k.a. non-English side, a *Indic* multilingual TOP (e.g. Hindi Multilingual TOP in Figure 1) is used to parse Indic utterance to its respective Indic logical form. Here, the slot values are in Indic language (e.g. Hindi in Figure 1).¹ The previous English-only model, although with limited input vocabulary, may produce erroneous translations as it requires translating utterances into English. The former utilize multilingual models which require larger multilingual vocabulary dictionaries. Such model although leverage diverse capacities via handling multiple languages, making them efficient in multilingual settings, better than

¹ In both English and Indic Multilingual top, the utterance and its corresponding logic form are in same language, English or Indic respectively.

*Equal Contribution † Corresponding Author

English. The later also require multiple dialogue manager to deal with multilingual inputs as compared to former one. In this work we asked "Can we exploits the best of both the world?"

Therefore, we explore a third distinct setting i.e. Inter bilingual TOP, where we parse Indic utterances to corresponding English logical forms. Here, the slot values are in English and different from in Indic utterance counterpart. For a model to succeed at such tasks, it must simultaneously parse and translate successfully. The aim of inter-bilingual semantic parsing involves anticipating the translation of non-translated logical forms into translated expressions, which is a challenging reasoning objective. Furthermore, scenarios including the search for e-commerce items, music recommendations, and finance App's require the use of English requests because the argument vocabulary (product names, song titles, bond names, company names, and soon) is only available in English.

In most cases, APIs such as an alarm clock or reminder setting requested information in English are used. Therefore, it's important to explore the case of inter bilingual task oriented parsing with English slot values. In this spirit, we establish a novel task of Inter-Bilingual task-Oriented Parsing (Bi-lingual TOP) and develop a semantic parsing dataset suite for Indic languages IE-SEMPARSE. The utterances are translated into eleven Indic languages while maintaining the logical structures of their English counterparts.²

In this paper, we have created inter-bilingual semantic parsing dataset IE-SEMPARSE Suite (IE represents Indic to English). IE-SEMPARSE suite consists of 3 Interbilingual semantic datasets namely IE-mTOP, IE-multilingualTOP, IE-multiATIS++ by machine translating english utterances of mTOP, multilingualTOP and multi-ATIS++ (Li et al., 2021; Xia and Monti, 2021b; Xu et al., 2020b) to eleven Indian languages described in §3. In addition, §3 includes the meticulously chosen automatic and human evaluation metrics to validate the quality of the machine-translated dataset. We conduct a comprehensive analysis of the performance of numerous multilingual seq2seq models on the proposed task in §4 with various input combinations and data enhancements. In our experiments, we demonstrate that interbilingual parsing is more difficult than English and multilin-

gual parsing, but that modern transformer models with translation fine-tuning are capable of achieving results comparable to those of the former two. We also show that these results are consistent with those obtained from semantic parsing datasets containing slot values in the same languages as the utterance. The IE-SEMPARSE suite along with the scripts will be available at <https://github.com/divyanshuaggarwal/Indic-SemParse>.

Our contributions in this work are the following:

1. We proposed a novel task of Inter-Bilingual TOP with multilingual input utterance and the output English logical form. We introduced IE-SEMPARSE, an Inter-Bilingual TOP dataset for 11 Indo-Dravidian languages representing about 22% of world population.
2. We explore various seq2seq models with several train-test strategies for the task. We discuss the implications of an end-to-end task compared to translation followed by parsing. We also compare how pretraining and pre-finetuning affect the model performance.

In next section i.e. §2, we discuss the practical implications, advantages and potential shortcomings of our task in the scenario of real-world multilingual semantic parsing dialogue agents.

2 Why Inter Bilingual Parsing?

In this section, we will explain the advantages of our inter-bilingual parsing approach and how it affects the dialogue management and response generation. We will address the question: "*Why preserve English slot values in logical form?*".

Limited Decoder Vocabulary: Using only English logical forms simplifies the seq2seq model decoder by reducing its vocabulary to a smaller set. This will make the training process more stable and reduce the chances of hallucination which often occurs in decoders while decoding long sequences with larger vocabulary size (Raunak et al., 2021).

Multi-lingual Models Capacity: In this work, we explore the unique task of translating and parsing spoken utterances into logical forms. We gain valuable insights into the strengths and weaknesses of current multilingual models on this task. Specifically, we investigate how multilingual models compare to monolingual ones, how translation finetuning affects performance, and how the performance of Indic-specific and general multilingual models

² Like previous scenarios, the slot tags and intent operators such as METHOD_TIMER and CREATE_TIMER are respectively preserved in the corresponding English languages.

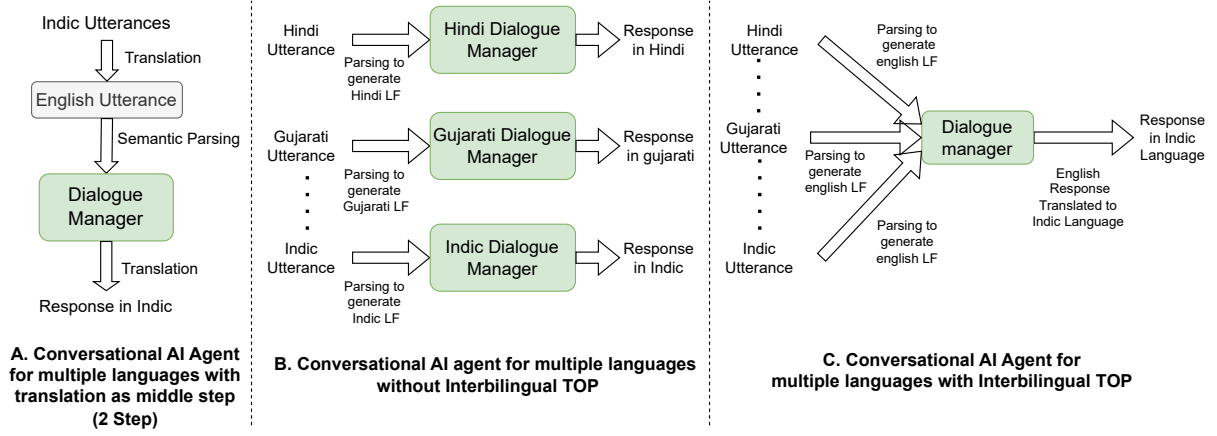


Figure 2: Comparison of Conversational AI Agents with and Without Inter-Bilingual TOP. LF refers to Logical Form in the diagram

differ. We also analyze the predictions of the two best models across languages in §5, which is a novel aspect of our task. These insights enhance our understanding of existing multilingual models on IE-SEMPARSE.

Improved Parsing Latency: In figure 2, we illustrate the three multilingual semantic parsing scenario:

(1.) In scenario A, the Indic utterance is translated to English, parsed by an NLU module, and then a dialogue manager delivers an English response, which is translated back to Indic language.

(2.) In scenario B, language-specific conversational agents generate a logical form with Indic slot values, which is passed to a language-specific dialogue manager that delivers an Indic response.

(3.) In scenario C, a multilingual conversation agent generates a logical form with English slot values, which is passed to an English Dialogue Manager that delivers an English response, which is translated back into Indic language.

We further discuss the latency gains of our approach (2x faster in scenario C vs A) and the difference in performances of these approaches in appendix §A.

Handling System Redundancy: We argue that Inter-bilingual TOP is a useful dataset for developing dialogue managers that can handle multiple languages without redundancy. Unlike existing datasets such as mTOP (Li et al., 2021), multilingual-TOP (Schuster et al., 2019), and multi-ATIS++ (Xu et al., 2020a), which generate logical forms with English intent functions and slot tags but multilingual slot values, our dataset generates logical forms with English slot values as well. This avoids the need to translate the slot values or to cre-

ate separate dialogue managers for each language, which would introduce inefficiencies and complexities in the system design. Therefore, our approach offers a practical trade-off between optimizing the development process and minimizing the inference latency for multilingual conversational AI agents.

3 IE-SEMPARSE Creation

In this section, we describe the IE-SEMPARSE creation and validation process in details.

IE-SEMPARSE Description: We create three inter-bilingual TOP datasets for eleven major *Indic* languages that includes Assamese (‘as’), Gujarat (‘gu’), Kannada (‘kn’), Malayalam (‘ml’), Marathi (‘mr’), Odia (‘or’), Punjabi (‘pa’), Tamil (‘ta’), Telugu (‘te’), Hindi (‘hi’), and Bengali (‘bn’). Refer to the appendix titled §A, for additional information regarding the selection of languages, language coverage of models, and on the selection of translation model. The three datasets mentioned are described below:

1. **IE-mTOP:** This dataset is a translated version of the multi-domain TOP-v2 dataset, where utterances were machine-translated from English to Indic languages using IndicTrans (Ramesh et al., 2021) while preserving the logical forms.
2. **IE-multilingualTOP:** This dataset is from the multilingual TOP dataset, where utterances were translated and logical forms were decoupled using the pytext library.³
3. **IE-multiATIS++:** This dataset comes from the multi-ATIS++, where utterances were

³ <https://github.com/facebookresearch/pytext>

Score	Dataset	as	bn	gu	hi	kn	ml	mr	or	pa	ta	te
BertScore	Samanantar	0.83	0.83	0.85	0.87	0.86	0.85	0.85	0.836	0.87	0.87	0.87
	IE-mTOP	0.83	0.85	0.85	0.87	0.86	0.85	0.86	0.85	0.87	0.87	0.87
	IE-multilingualTOP	0.98	0.98	0.98	0.96	0.98	0.98	0.99	0.98	0.97	0.98	0.98
	IE-multiATIS++	0.83	0.85	0.86	0.87	0.86	0.85	0.85	0.85	0.86	0.87	0.87
CometScore	Samanantar	0.12	0.12	0.11	0.12	0.12	0.12	0.13	0.13	0.12	0.12	0.12
	IE-mTOP	0.12	0.13	0.12	0.12	0.12	0.13	0.13	0.13	0.14	0.12	0.12
	IE-multilingualTOP	0.13	0.14	0.14	0.13	0.14	0.14	0.14	0.14	0.14	0.14	0.14
	IE-multiATIS++	0.13	0.13	0.13	0.13	0.13	0.13	0.13	0.13	0.13	0.13	0.13
BT_BertScore	Samanantar	0.95	0.96	0.96	0.97	0.96	0.96	0.96	0.96	0.97	0.96	0.96
	IE-mTOP	0.92	0.94	0.93	0.94	0.94	0.93	0.94	0.93	0.93	0.93	0.93
	IE-multilingualTOP	0.93	0.93	0.89	0.93	0.92	0.96	0.93	0.9	0.92	0.91	0.91
	IE-multiATIS++	0.91	0.92	0.92	0.93	0.93	0.92	0.92	0.91	0.92	0.92	0.92

Table 1: Automatic scores on IE-SEMPARSE and Benchmark Dataset Samanantar.

translated and the logical forms were generated from labelled dictionaries and decoupled, as described in appendix §B.

IE-SEMPARSE Pre and Post Processing: To construct IE-SEMPARSE we perform extensive pre and post processing, as described below:

Pre-processing We extensively preprocess and post-process IE-SEMPARSE. We use Spacy NER Tagger⁴ to tag date-time and transform them into their corresponding lexical form. E.g. tag date time “7:30 pm on 14/2/2023.” is transformed to “seven thirty pm on fourteen february of 2023.”

Post-processing For many languages some words are commonly spoken and frequently. Therefore, we replace frequently spoken words in IE-SEMPARSE with their transliterated form, which often sounds more fluent, authentic, and informal than their translated counterparts.

To accomplish this, we replace commonly spoken words with their transliterated form to improve understanding. We created corpus-based transliteration token dictionaries automatically by comparing Hindi mTOP, translated mTOP, and transliterated mTOP datasets. We utilize the human-translated Hindi set of mTOP dataset to filter frequently transliterated phrases and repurpose the same Hindi dictionary to post-process the text for all other Indic languages.

IE-SEMPARSE Validation: As observed in past literature, machine translation can be an effective method to generate high quality datasets (K et al., 2021; Aggarwal et al., 2022; Agarwal et al., 2022b). However, due to inherent fallibility of the machine translation system, translations may produce incorrect utterance instances for the specified logical form. Consequently, making the task more complicated and generalizing the model more complex.

⁴ <https://spacy.io/api/entityrecognizer>

Thus, it is crucial to examine the evaluation dataset quality and alleviate severe limitations accurately. Early work, including Bapna et al. (2022); Huang (1990); Moon et al. (2020a,b), has established that quality estimation is an efficacious method for assessing machine translation systems in the absence of reference data a.k.a the low-resource settings.

Using Quality Estimation: In our context, where there is a dearth of reference data for the IE-SEMPARSE translated language, we also determined the translation quality of IE-SEMPARSE using a (semi) automatic quality estimation technique. Most of recent works on quality estimation compare the results with some reference data and then prove the correlation between reference scores and referenceless quality estimation scores (Fomicheva et al., 2020; Yuan and Sharoff, 2020; Cuong and Xu, 2018). Justifying and interpreting quality estimation metrics, however, remains a stiff challenge for real-world referenceless settings.

IE-SEMPARSE Automatic Benchmarking: When a parallel corpus in both languages is not available, it is still beneficial to benchmark the data and translation model. In our context, we assessed the Samanantar corpus, the most extensive parallel corpus for Indic languages available to the public (Ramesh et al., 2021), to simulate the setting in which Samanantar serves as the gold standard reference parallel dataset. We use two approaches to compare English and translated text directly. For direct quality estimation of English sentences and translated sentences in a reference-less setting, we utilize Comet Score (Rei et al., 2020) and BertScore (Zhang* et al., 2020) with XLM-RoBERTa-Large (Conneau et al., 2020) backbone for direct comparison of translated and english utterances. We also calculate BT BertScore (Agrawal et al.; Moon et al., 2020a; Huang, 1990), which has shown to improve high correlation with

Dataset	Statistics	as	bn	gu	hi	kn	ml	mr	or	pa	ta	te
IE-multiATIS++	Human Eval	3.15	3.07	3.65	4.1	3.7	4.12	4	4.4	4.45	4.03	3.83
	Pearson	0.66	0.85	0.69	0.61	0.76	0.62	0.56	0.72	0.61	0.71	0.68
	Spearman	0.71	0.86	0.42	0.57	0.49	0.51	0.59	0.59	0.59	0.65	0.6
IE-multilingualTOP	Human Eval	3.06	3.21	3.92	4.46	4.33	4.13	4.24	4.74	4.47	4.22	3.84
	Pearson	0.55	0.79	0.56	0.53	0.45	0.5	0.65	0.42	0.67	0.58	0.59
	Spearman	0.57	0.74	0.54	0.53	0.45	0.46	0.62	0.63	0.51	0.5	0.49
IE-mTOP	Human Eval	3.1	3.39	4	4.42	4.28	3.99	4	4.61	4.42	4.16	4.13
	Pearson	0.66	0.74	0.64	0.55	0.61	0.63	0.73	0.45	0.51	0.5	0.62
	Spearman	0.67	0.7	0.6	0.45	0.4	0.64	0.67	0.41	0.5	0.45	0.5

Table 2: Human Evaluation Results: **Human Eval** represents the average score of 3 annotators for each language for each dataset. **Pearson** is the average pearson correlation of 1st and 2nd, 1st and 3rd and 2nd and 3rd annotators and similarly for **Spearman** which is spearman correlation.

human judgement (Agrawal et al., 2022) for our three datasets and Samanantar for reference. In this case, we translate the Indic sentence back to English and compare it with the original English sentence using BertScore (Zhang* et al., 2020). The scores for the Samanantar subset on a random subset of filtered 100k phrases and our datasets IE-SEMPARSE are provided in the table 1.

We also compare the results of original hindi utterances and translated hindi utterances using the same automatic scores to establish a baseline metric to infer the quality of the translation in detail, in appendix §C.

IE-SEMPARSE Human Evaluation: In our human evaluation procedure, we employ three annotators for each language⁵. We used determinantal point processes⁶ (Kulesza, 2012) to select a highly diversified subset of English sentences from the test set of each dataset. We select 20 sentences from IE-multiATIS++, 120 from IE-multilingualTOP and 60 from IE-mTOP. For each dataset, this amounts to more than 1% of the total test population. We then got them scored between 1-5 from 3 fluent speakers of each Indic English and Indic language by providing them with a sheet with parallel data of English sentences and subsequent translation.

Analysis. We notice that the scores vary with resource variability where languages like "as" and "kn" have the lowest scores. However, most scores are within the range of 3.5-5 suggesting the high quality of translation for our dataset. Detailed scores are reported in Appendix §D table 6.

4 Experiment and Analysis

For our experiments, we investigated into the following five train-test strategies: **1. Indic Train:** Models are both finetuned and evaluated on Indic Language. **2. English+Indic Train:** Models

are finetuned on English language and then Indic Language and evaluated on Indic language data.

3. Translate Test: Models are finetuned on English data and evaluated on back-translated English data. **4. Train All:** Models are finetuned on the compound dataset of English + all other 11 Indic languages and evaluated on Indic test dataset. **5. Unified Finetuning:** IndicBART-M2O and mBART-large-50-M2O models are finetuned on all three datasets for all eleven languages creating unified multi-genre (multi-domain) semantic parsing models for all 3 datasets for all languages. This can be considered as data-unified extension of 4th Setting.

Models: The models utilized can be categorized into four categories as follows: (a.) MULTILINGUAL such as **mBART-large-50**, **mT5-base** such as (b.) INDIC SPECIFIC such as **IndicBART** (c.) TRANSLATION PREFINETUNED such as **IndicBART-M2O**, **mBART-large-50-M2O**, which are pre finetuned on XX-EN translation task (d.) MONOLINGUAL (ENGLISH) such as **T5-base**, **T5-large**, **BART-large**, **BART-base** used only in **Translate Test** Setting. The models are specified in the table’s §7 "model category" column, with details in the appendix §E. Details of the fine-tuning process with hyperparameters details and the model’s vocabulary augmentation are discussed in the appendix §F and §G respectively.

Evaluation Metric: For Evaluation, we use tree labelled F1-Score for assessing the performance of our models from the original TOP paper Gupta et al. (2018). This is preferred over an exact match because the latter can penalize the model’s performance when the slot positions are out of order. This is a common issue we observe in our outputs, given that the logical form and utterance are not in the same language. However, exact match scores are also discussed in appendix §H.5.

⁵ every annotator was paid 5 INR for each sentence annotation each ⁶ <https://github.com/guilgautier/DPPy>

Dataset	Model	Train All													ModAvg
		as	bn	gu	hi	kn	ml	mr	or	pa	ta	te	hi _{IE}	hi _O	
IE-mTOP	IndicBART	50	56	49	56	45	54	67	44	56	56	58	52	60	50
	mBART-large-50	51	53	51	62	51	55	51	32	53	48	52	58	66	51
	mT5-base	46	53	56	58	53	55	50	45	53	58	58	54	62	53
	IndicBART-M2O	54	57	57	61	59	58	58	57	59	57	61	59	63	58
	mBART-large-50-M2O	56	59	61	65	60	63	59	59	59	64	65	63	67	61
	Language Average	51	56	55	60	54	57	57	47	56	57	59	57	64	55
IE-multilingualTOP	IndicBART	44	50	57	80	43	42	50	37	67	70	77	–	–	56
	mBART-large-50	44	57	66	77	29	28	46	17	47	48	48	–	–	46
	mT5-base	49	54	57	60	56	55	52	50	53	53	58	–	–	54
	IndicBART-M2O	74	75	79	78	70	70	75	75	75	76	77	–	–	75
	mBART-large-50-M2O	54	57	60	63	58	58	53	56	57	57	61	–	–	58
	Language Average	51	56	55	60	54	57	57	47	56	57	59	–	–	55
IE-multiATIS++	IndicBART	51	58	52	70	50	41	63	25	50	39	56	66	76	54
	mBART-large-50	54	86	54	58	54	53	53	45	57	51	55	54	63	57
	mT5-base	67	87	73	73	72	78	64	59	70	68	74	70	77	72
	IndicBART-M2O	70	90	80	80	79	79	73	69	78	73	82	78	82	78
	mBART-large-50-M2O	73	91	83	81	77	79	75	65	78	73	79	79	83	78
	Language Average	63	82	68	72	66	66	66	53	67	61	69	69	76	68

Table 3: *Tree_Labelled_F1* * 100 scores for the **Train All** setting. The bold numbers in the table indicate the row-wise maximum, i.e. the model’s best language performance in the given context. The numbers in bold in the **ModAvg** (Model Average) column indicate the model with the best performance for the train-test strategy specified in the table’s heading. Similarly, the numbers in bold in the **Language Average** row indicate the language with the best performance. Subsequently, hi_O refers to the original Hindi dataset from the dataset and hi_{IE} refers to the inter-bilingual dataset constructed by picking Hindi utterances and English logical form and joining them.

4.1 Result Analysis & Discussion

We report the results of **Train All** setting for all datasets in table 3 in the main paper as this was the best technique out of all. The results of mBART-large-50-M2O and IndicBART-M2O trained on all datasets are also reported in appendix §H.3 table 11. The scores for other train-test strategies such as translate test, Indic Train, English+Indic Train for all 3 datasets are reported in appendix §H.1 table 8, 9 and 10 respectively.

Across Languages: Models perform better on high-resource than medium and low-resourced languages for **Train All** setting. This shows that the proposed inter-bilingual seq2seq task is challenging. In addition to linguistic similarities, the model performance also relies on factors like grammar and morphology (Pires et al., 2019). For other settings such as **Translate Test**, **Indic Train**, and **English+Indic**, similar observations were observed.

Across Train-Test Strategies: The Translate Test method works well, but the end-to-end English+Indic and Train All models to perform best. This is due to the data augmentation configuration, which increases the training size by 2x (English + Indic) and 12x (1 English + 11 Indic). However, the benefits of train data enrichment are significantly greater in the **Train All** scenario because of the larger volume and increased linguistic variation of the training dataset. We also discuss the comparisons in latency for a 2-step vs end-to-end model in §2.

Across Datasets: We observe that IE-multilingualTOP is the simplest dataset for models, followed by IE-mTOP and IE-multiATIS++. This may be because of the training dataset size, since IE-multilingualTOP is the largest of the three, followed by IE-mTOP and IE-multiATIS++. In addition, IE-multilingualTOP is derived from prior version of TOP dataset i.e. version-1(v1) which have utterances with much simpler logical form structure (tree depth =1). IE-mTOP, on the other hand, is based on mTOP, which is a translation of TOP version-2(v2), with complex logical form having tree depth >=2. We discuss the performance of models across logical form complexity in §5. Moreover, for **Unified Finetuning** and observe an average performance gain of 0.2 in the tree labelled F1 score for all languages for all datasets as reported in table 11 in appendix.

Across Models: We analyse the performance across various models based on three criteria, language coverage, model size and translation finetuning, as discussed in detail below:

(a.) *Language Coverage:* Due to its larger size, mBART-large-50-M2O performs exceptionally well on high-resource languages, whereas IndicBART-M2O performs uniformly across all the languages due to its indic specificity. In addition, translation-optimized models perform better than those that are not. mBART-large-50 outperforms mT5-base despite its higher language coverage, while mBART-large-50’s superior performance can

be ascribed to its denoising pre-training objective, which enhances the model’s ability to generalize for the *"intent"* and *"slot"* detection task.

In section §5 we discuss more about the complexity of the logical forms.

(b.)*Model Size*: While model size has a significant impact on the Translate Test setting for monolingual models, we find that pre-training language coverage and Translation fine-tuning are still the most critical factors. For example, despite being a smaller model, IndicBART outperforms mT5-base on average for similar reasons. Another reason for better performance for IndicBART and mBART-large-50 denoising based seq2seq pre-training vs multilingual multitask environment training environment of mT5-base.

(c.)*Translation Finetuning*: The proposed task is a mixture of semantic parsing and translation. We also observe this empirically, when models finetuned for translation tasks perform better.

This result can be attributed to fact that machine translation is the most effective strategy for aligning phrase embeddings by multilingual seq2seq models (Voita et al., 2019), as emphasized by Li et al. (2021). In addition, we observe that the models perform best in the **Train All** setting, indicating that data augmentation followed by fine-tuning enhances performance throughout all languages on translation fine-tuned models.

Original vs Translated Hindi: We also evaluated the performance of Hindi language models on original datasets (hi_O) and (hi_{IE}) (combining Hindi utterances with logical forms of English) of mTOP and multi-ATIS++, as shown in table 3. Interlingual tasks pose a challenge and result in lower performance, but translation-finetuned models significantly reduce this gap. Model performance is similar for both ‘hi’ and hi_{IE} , indicating the quality of translations. Additional details can be referred in Appendix §I.

5 Error Analysis

Language Wise Correlation: We compared the logical form results of each language by calculating the average tree labelled F1 score between the datasets of one language to the other. We then plotted correlation matrices for 11 x 11 pairs and performed this analysis on all datasets using IndicBART-M2O and mBART-large-50-M2O in Train All setting, as described in Figure 7, 8, and 9 in Appendix §H.4.

Our analysis shows that IndicBART-M2O has more consistent predictions than mBART-large-50-M2O. We also observed that models perform most consistently for the IE-multiATIS++ dataset. Additionally, related languages, such as ‘bn’ and ‘as’, ‘mr’ and ‘hi’, and ‘kn’ and ‘te’, have high correlation in general due to script similarities across these languages.

Logical Form Complexity: We compare the model performance with utterances having simple verses complex logical form structures. Complex logical form structures are ones that have more than a single intent. These complex utterances have multiple branch intent layers (depth ≥ 2) in their parse tree. Simple utterances, on the other hand, has logical form of depth one i.e. flat representation with a unique intent.

In our analysis, we evaluate the predictions of mBART-large-50-M2O model trained in the Train All setting for IE-mTOP and IE-multilingualTOP dataset. Since the vast majority of logical structures in IE-multiATIS++ have a single distinct intent. As a result, instances in this dataset can only be attributed to the simple i.e. flat representations (Gupta et al., 2018).

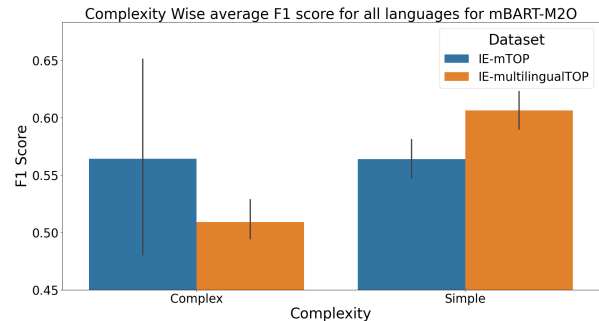


Figure 3: Complexity Wise all language average F1 score in IE-mTOP dataset for IE-mTOP and IE-multilingualTOP for mBART-large-50-M2O.

Analysis. As we can see in figure 3 mBART-large-50-M2O performs better in IE-mTOP for complex utterances, whereas there is better performance for simple utterances for IE-multilingualTOP. This can be attributed to the larger training data size of IE-multilingualTOP than IE-mTOP.

Effect of Frame Rareness: In these experiments, we compare the performance of mBART-large-50-M2O for IE-mTOP and IE-multilingualTOP for Train All setting. We obtain the frames by removing the slot values in the logical form, preserving only the slot tags and intent functions. We then divide them into five

buckets, namely very low, low, medium, high and very high, according to the frequency of occurrence of our frames. for both datasets, we obtain a roughly equal amount of unique frames in each frequency bucket.

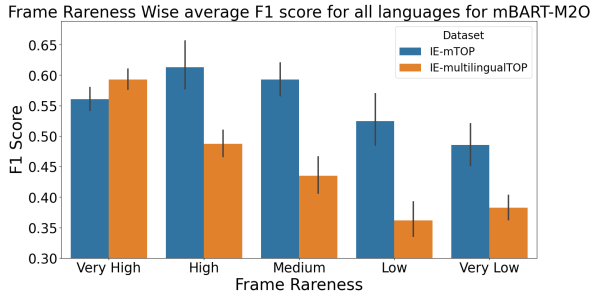


Figure 4: Frame Rareness Wise all language average F1 score in IE-mTOP dataset for IE-mTOP and IE-multilingualTOP for mBART-large-50-M2O.

Analysis. In figure 4, we observe that f1 scores increase with the frequency of the occurrence of those frames. We also observe that IE-mTOP performs better for smaller frequencies of frames. For very large frequency buckets, we obtain better performance for the IE-multilingualTOP dataset. These results infer that IE-mTOP is composed of more complex utterances. This also facilitates model learning even with the limited training data scenario. Due to the enormous training size, IE-multilingualTOP outperforms the very large frequency bucket.

Domain Wise Analysis: Since IE-mTOP dataset is derived from mTOP dataset, it also contains domain classes. Thus, we perform domain-wise performance comparison (Average F1) for the IE-mTOP dataset. In figure 5 we compare domain-wise performance for IndicBART-M2O and mBART-large-50-M2O for the **Train All** setting.

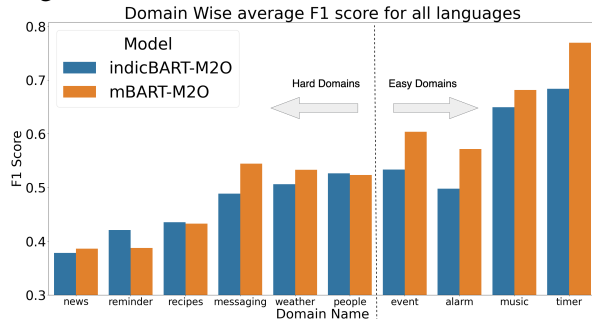


Figure 5: Domain Wise all language average F1 score in IE-mTOP dataset for IndicBART-M2O and mBART-large-50-M2O.

Analysis. In figure 5, we observe that mBART-large-50-M2O performs better for the most of domains, while IndicBART-M2O performs better for

the remainder. People and recipes perform similarly well as for calling. This occurs because utterances in the recipe and persons domains vary culturally.

Post Translation of Slot Values: In this approach, we translate the slot values of the logical form for hi_O and hi_I datasets where the slot values are originally in Hindi. We use IndicTrans for translating the slot values to English from Hindi using the IndicTrans model. We do this for English+Indic training setting. In table 4 we compare the results of all models for IE-mTOP and IE-multiATIS++ datasets as they only had the original hindi dataset available in them.

Dataset	Model	F1
IE-mTOP	IndicBART	49
	mBART-large-50	55
	mT5-base	50
	IndicBART-M2O	56
	mBART-large-50-M2O	58
IE-multiATIS++	IndicBART	55
	mBART-large-50	67
	mT5-base	41
	IndicBART-M2O	68
	mBART-large-50-M2O	70

Table 4: Tree Labelled F1 scores of hindi dataset with post translation of slot values to english for IE-mTOP and IE-multiATIS++

Analysis. By comparing scores from table 10 for the English+Indic setting, we observe that there is only a minor decrease in the tree labelled F1 scores for all the models. There are some visible translation errors observed; however, as the slot values in the logical forms are very short texts, they do get translated quite accurately. Hindi being a high-resource language can also be a factor for decent scores. Although the results may look convincing to use the following approach instead of the proposed task or multilingual TOP task, we discuss in §2 we discuss how our approach leads to better latency, while we have already discussed superior scores of Train All setting in §4.1.

6 Related Work

Recently, TOP has attracted a lot of attention due to the development of state-of-the-art seq2seq models such as BART (Lewis et al., 2020) and T5 (Raffel et al., 2019). Moreover, several works have extended TOP to the multilingual setting, such as mTOP, multilingual-TOP, and multi-ATIS++. The recent MASSIVE dataset (FitzGerald et al., 2022) covers six Indic languages vs eleven in our work, and only contains a flat hierarchical structure of

semantic parse. Furthermore, the logical form annotations in MASSIVE are not of a similar format to those in the standard TOP dataset.

Some works have experimented with code-mixed Hindi-English utterances for semantic parsing tasks, such as CST5 (Agarwal et al., 2022a). In addition to these advances, there have been significant contributions to the development of indic-specific resources for natural language generation and understanding, such as IndicNLG Suite Kumar et al. (2022), IndicBART Dabre et al. (2022), and IndicGLUE Kakwani et al. (2020a). Also, some studies have investigated the intra-bilingual setting for multilingual NLP tasks, such as IndicXNLI (Aggarwal et al., 2022) and EI-InfoTabs (Agarwal et al., 2022b). In contrast to these works, we focus on the inter-bilingual setting for the complex task of semantic parsing.

Our work is also related to zero-shot cross-lingual (Sherborne and Lapata, 2022) and cross-domain (Liu et al., 2021) semantic parsing, which aim to parse utterances in unseen languages or domains. Moreover, we build on recent methods that use scalable techniques such as automatic translation and filling (Nicosia et al., 2021) and bootstrapping with LLMs (Awasthi et al., 2023; Rosenbaum et al., 2022; Scao, 2022) to create semantic parsing datasets without human annotation. Unlike previous methods such as Translate-Align-Project (TAP) (Brown et al., 1993) and Translate and Fill (TAF) (Nicosia et al., 2021), which generate semantic parses of translated sentences, we propose a novel approach that leverages LLMs to generate semantic parses of code-mixed sentences.

7 Conclusion and Future Work

This paper presents inter-bilingual TOP, a unique semantic parsing task. We publish the IE-SEMPARSE suite, which consists of three inter-bilingual TOP datasets for eleven Indic languages. We also analyze the impact of various models and train-test procedures on IE-SEMPARSE performance. In addition, we examine the effects of variation in logical forms and languages on model performance and the correlation between languages. Finally, we discuss the advantages of our proposed approach to semantic parsing over prior methods.

For future work, we plan to release a state-of-the-art model, explore zero-shot parsing (Sherborne and Lapata, 2022), enhance our dataset with better translation (NLLB Team et al., 2022), generate a

dataset with slot values in Indic languages (Nicosia et al., 2021), develop an LLM for low-resource requirements (Rosenbaum et al., 2022; Awasthi et al., 2023), and test instruction finetuned models on our task.

8 Limitations

One of the main limitations of our approach is the use of machine translation to create the IE-SEMPARSE Suite. However, we excluded rows with low translation quality and showed that the overall quality of our dataset is comparable to Samanantar, a human-verified translation dataset. Furthermore, previous studies Bapna et al. (2022); Huang (1990); Moon et al. (2020a,b) have shown the effectiveness of quality estimation in reference-less settings.

Another potential drawback of our dataset is that it may inherit biases and flaws from the original TOP datasets. However, we argue that spoken utterances are usually simpler and more universal than written ones, which reduces the chances of cultural mismatches in our dataset. A third limitation of our work is that it focuses on the Indo-Dravidian Language family of Indic languages. We chose this group of languages because we are familiar with them and because there are many high-quality resources available from previous research. However, our approach is novel and easy to apply to other languages with reliable translation models, so it can be extended to many languages around the world. In the future, we plan to improve our datasets with releases such as NLLB or IndicTransV2 make them publicly available, and have the test sets human-translated with the support of a larger organization.

References

- Anmol Agarwal, Jigar Gupta, Rahul Goel, Shyam Upadhyay, Pankaj Joshi, and Rengarajan Aravamudan. 2022a. [Cst5: Data augmentation for code-switched semantic parsing](#).
- Chaitanya Agarwal, Vivek Gupta, Anoop Kunchukuttan, and Manish Shrivastava. 2022b. [Bilingual tabular inference: A case study on indic languages](#). In *Proceedings of the 2022 Conference of the North American Chapter of the Association for Computational Linguistics: Human Language Technologies*, pages 4018–4037, Seattle, United States. Association for Computational Linguistics.
- Divyanshu Aggarwal, Vivek Gupta, and Anoop Kunchukuttan. 2022. [Indicxnl: Evaluating multilingual inference for indian languages](#).

- Sweta Agrawal, Nikita Mehandru, Niloufar Salehi, and Marine Carpuat. 2022. [Quality estimation via back-translation at the wmt 2022 quality estimation task](#). In *Proceedings of the Seventh Conference on Machine Translation*, pages 593–596, Abu Dhabi. Association for Computational Linguistics.
- Sweta Agrawal, Niloufar Salehi, Nikita Mehandru, and Marine Carpuat. Quality estimation via backtranslation at the wmt 2022 quality estimation task.
- Abhijeet Awasthi, Nitish Gupta, Bidisha Samanta, Shachi Dave, Sunita Sarawagi, and Partha Talukdar. 2023. [Bootstrapping multilingual semantic parsers using large language models](#).
- Ankur Bapna, Isaac Caswell, Julia Kreutzer, Orhan Firat, Daan van Esch, Aditya Siddhant, Mengmeng Niu, Pallavi Baljekar, Xavier Garcia, Wolfgang Macherey, Theresa Breiner, Vera Axelrod, Jason Riesa, Yuan Cao, Mia Xu Chen, Klaus Macherey, Maxim Krikun, Pidong Wang, Alexander Gutkin, Apurva Shah, Yanping Huang, Zhifeng Chen, Yonghui Wu, and Macduff Hughes. 2022. [Building machine translation systems for the next thousand languages](#).
- Loïc Barrault, Ondřej Bojar, Fethi Bougares, Rajen Chatterjee, Marta R. Costa-jussà, Christian Federmann, Mark Fishel, Alexander Fraser, Yvette Graham, Paco Guzman, Barry Haddow, Matthias Huck, Antonio Jimeno Yepes, Philipp Koehn, André Martins, Makoto Morishita, Christof Monz, Masaaki Nagata, Toshiaki Nakazawa, and Matteo Negri, editors. 2020. *Proceedings of the Fifth Conference on Machine Translation*. Association for Computational Linguistics, Online.
- Peter F. Brown, Stephen A. Della Pietra, Vincent J. Della Pietra, and Robert L. Mercer. 1993. [The mathematics of statistical machine translation: Parameter estimation](#). *Computational Linguistics*, 19(2):263–311.
- Alexis Conneau, Kartikay Khandelwal, Naman Goyal, Vishrav Chaudhary, Guillaume Wenzek, Francisco Guzmán, Edouard Grave, Myle Ott, Luke Zettlemoyer, and Veselin Stoyanov. 2020. [Unsupervised cross-lingual representation learning at scale](#).
- Hoang Cuong and Jia Xu. 2018. [Assessing quality estimation models for sentence-level prediction](#). In *Proceedings of the 27th International Conference on Computational Linguistics*, pages 1521–1533, Santa Fe, New Mexico, USA. Association for Computational Linguistics.
- Raj Dabre, Himani Shrotriya, Anoop Kunchukuttan, Ratish Puduppully, Mitesh Khapra, and Pratyush Kumar. 2022. [IndicBART: A pre-trained model for indic natural language generation](#). In *Findings of the Association for Computational Linguistics: ACL 2022*, pages 1849–1863, Dublin, Ireland. Association for Computational Linguistics.
- Jack FitzGerald, Christopher Hench, Charith Peris, Scott Mackie, Kay Rottmann, Ana Sanchez, Aaron Nash, Liam Urbach, Vishesh Kakarala, Richa Singh, Swetha Ranganath, Laurie Crist, Misha Britan, Wouter Leeuwis, Gokhan Tur, and Prem Natara-jan. 2022. [Massive: A 1m-example multilingual natural language understanding dataset with 51 typologically-diverse languages](#).
- Marina Fomicheva, Shuo Sun, Lisa Yankovskaya, Frédéric Blain, Francisco Guzmán, Mark Fishel, Nikolaos Aletras, Vishrav Chaudhary, and Lucia Specia. 2020. [Unsupervised Quality Estimation for Neural Machine Translation](#). *Transactions of the Association for Computational Linguistics*, 8:539–555.
- Sonal Gupta, Rushin Shah, Mrinal Mohit, Anuj Kumar, and Mike Lewis. 2018. [Semantic parsing for task oriented dialog using hierarchical representations](#). In *Proceedings of the 2018 Conference on Empirical Methods in Natural Language Processing*, pages 2787–2792, Brussels, Belgium. Association for Computational Linguistics.
- Vivek Gupta, Akshat Shrivastava, Adithya Sagar, Armen Aghajanyan, and Denis Savenkov. 2022. [RetroNLU: Retrieval augmented task-oriented semantic parsing](#). In *Proceedings of the 4th Workshop on NLP for Conversational AI*, pages 184–196, Dublin, Ireland. Association for Computational Linguistics.
- Barry Haddow and Faheem Kirefu. 2020. [Pmindia – a collection of parallel corpora of languages of india](#).
- Xiuming Huang. 1990. [A machine translation system for the target language inexpert](#). In *COLING 1990 Volume 3: Papers presented to the 13th International Conference on Computational Linguistics*.
- Karthikeyan K, Aalok Sathe, Somak Aditya, and Monojit Choudhury. 2021. [Analyzing the effects of reasoning types on cross-lingual transfer performance](#). In *Proceedings of the 1st Workshop on Multilingual Representation Learning*, pages 86–95, Punta Cana, Dominican Republic. Association for Computational Linguistics.
- Divyanshu Kakwani, Anoop Kunchukuttan, Satish Golla, Gokul N.C., Avik Bhattacharyya, Mitesh M. Khapra, and Pratyush Kumar. 2020a. [IndicNLP-Suite: Monolingual Corpora, Evaluation Benchmarks and Pre-trained Multilingual Language Models for Indian Languages](#). In *Findings of EMNLP*.
- Divyanshu Kakwani, Anoop Kunchukuttan, Satish Golla, Gokul N.C., Avik Bhattacharyya, Mitesh M. Khapra, and Pratyush Kumar. 2020b. [IndicNLP-Suite: Monolingual corpora, evaluation benchmarks and pre-trained multilingual language models for Indian languages](#). In *Findings of the Association for Computational Linguistics: EMNLP 2020*, pages 4948–4961, Online. Association for Computational Linguistics.

- Alex Kulesza. 2012. [Determinantal point processes for machine learning](#). *Foundations and Trends® in Machine Learning*, 5(2-3):123–286.
- Aman Kumar, Himani Shrotriya, Prachi Sahu, Raj Dabre, Ratish Puduppully, Anoop Kunchukuttan, Amogh Mishra, Mitesh M. Khapra, and Pratyush Kumar. 2022. [Indicnlg suite: Multilingual datasets for diverse nlg tasks in indic languages](#).
- Mike Lewis, Yinhan Liu, Naman Goyal, Marjan Ghazvininejad, Abdelrahman Mohamed, Omer Levy, Veselin Stoyanov, and Luke Zettlemoyer. 2020. [BART: Denoising sequence-to-sequence pre-training for natural language generation, translation, and comprehension](#). In *Proceedings of the 58th Annual Meeting of the Association for Computational Linguistics*, pages 7871–7880, Online. Association for Computational Linguistics.
- Haoran Li, Abhinav Arora, Shuohui Chen, Anchit Gupta, Sonal Gupta, and Yashar Mehdad. 2021. [MTOP: A comprehensive multilingual task-oriented semantic parsing benchmark](#). In *Proceedings of the 16th Conference of the European Chapter of the Association for Computational Linguistics: Main Volume*, pages 2950–2962, Online. Association for Computational Linguistics.
- Yinhan Liu, Jiatao Gu, Naman Goyal, Xian Li, Sergey Edunov, Marjan Ghazvininejad, Mike Lewis, and Luke Zettlemoyer. 2020. [Multilingual denoising pre-training for neural machine translation](#). *Transactions of the Association for Computational Linguistics*, 8:726–742.
- Zihan Liu, Genta Indra Winata, Peng Xu, and Pascale Fung. 2021. [X2Parser: Cross-lingual and cross-domain framework for task-oriented compositional semantic parsing](#). In *Proceedings of the 6th Workshop on Representation Learning for NLP (RepL4NLP-2021)*, pages 112–127, Online. Association for Computational Linguistics.
- Jihyung Moon, Hyunchang Cho, and Eunjeong L. Park. 2020a. [Revisiting round-trip translation for quality estimation](#). In *Proceedings of the 22nd Annual Conference of the European Association for Machine Translation*, pages 91–104, Lisboa, Portugal. European Association for Machine Translation.
- Jihyung Moon, Hyunchang Cho, and Eunjeong L. Park. 2020b. [Revisiting round-trip translation for quality estimation](#). In *Proceedings of the 22nd Annual Conference of the European Association for Machine Translation*, pages 91–104, Lisboa, Portugal. European Association for Machine Translation.
- Massimo Nicosia, Zhongdi Qu, and Yasemin Altun. 2021. [Translate & Fill: Improving zero-shot multilingual semantic parsing with synthetic data](#). In *Findings of the Association for Computational Linguistics: EMNLP 2021*, pages 3272–3284, Punta Cana, Dominican Republic. Association for Computational Linguistics.
- NLLB Team, Marta R. Costa-jussà, James Cross, Onur Çelebi, Maha Elbayad, Kenneth Heafield, Kevin Heffernan, Elahe Kalbassi, Janice Lam, Daniel Licht, Jean Maillard, Anna Sun, Skyler Wang, Guillaume Wenzek, Al Youngblood, Bapi Akula, Loic Barrault, Gabriel Mejia Gonzalez, Prangthip Hansanti, John Hoffman, Semarley Jarrett, Kaushik Ram Sadagopan, Dirk Rowe, Shannon Spruit, Chau Tran, Pierre Andrews, Necip Fazil Ayan, Shruti Bhosale, Sergey Edunov, Angela Fan, Cynthia Gao, Vedanuj Goswami, Francisco Guzmán, Philipp Koehn, Alexandre Mourachko, Christophe Ropers, Safiyyah Saleem, Holger Schwenk, and Jeff Wang. 2022. [No language left behind: Scaling human-centered machine translation](#).
- Panupong Pasupat, Sonal Gupta, Karishma Mandyam, Rushin Shah, Mike Lewis, and Luke Zettlemoyer. 2019. [Span-based hierarchical semantic parsing for task-oriented dialog](#). In *Proceedings of the 2019 Conference on Empirical Methods in Natural Language Processing and the 9th International Joint Conference on Natural Language Processing (EMNLP-IJCNLP)*, pages 1520–1526, Hong Kong, China. Association for Computational Linguistics.
- Telmo Pires, Eva Schlinger, and Dan Garrette. 2019. [How multilingual is multilingual BERT?](#) In *Proceedings of the 57th Annual Meeting of the Association for Computational Linguistics*, pages 4996–5001, Florence, Italy. Association for Computational Linguistics.
- Colin Raffel, Noam Shazeer, Adam Roberts, Katherine Lee, Sharan Narang, Michael Matena, Yanqi Zhou, Wei Li, and Peter J. Liu. 2019. [Exploring the limits of transfer learning with a unified text-to-text transformer](#).
- Gowtham Ramesh, Sumanth Doddapaneni, Aravindh Bheemaraj, Mayank Jobanputra, Raghavan AK, Ajitesh Sharma, Sujit Sahoo, Harshita Diddee, Mahalakshmi J, Divyanshu Kakwani, Navneet Kumar, Aswin Pradeep, Kumar Deepak, Vivek Raghavan, Anoop Kunchukuttan, Pratyush Kumar, and Mitesh Shantadevi Khapra. 2021. [Samanantar: The largest publicly available parallel corpora collection for 11 indic languages](#).
- Vikas Raunak, Arul Menezes, and Marcin Junczys-Dowmunt. 2021. [The curious case of hallucinations in neural machine translation](#). In *Proceedings of the 2021 Conference of the North American Chapter of the Association for Computational Linguistics: Human Language Technologies*, pages 1172–1183, Online. Association for Computational Linguistics.
- Ricardo Rei, Craig Stewart, Ana C Farinha, and Alon Lavie. 2020. [COMET: A neural framework for MT evaluation](#). In *Proceedings of the 2020 Conference on Empirical Methods in Natural Language Processing (EMNLP)*, pages 2685–2702, Online. Association for Computational Linguistics.

- Andy Rosenbaum, Saleh Soltan, Wael Hamza, Yannick Versley, and Markus Boese. 2022. [Linguist: Language model instruction tuning to generate annotated utterances for intent classification and slot tagging](#). In *COLING 2022*.
- Teven Le Scao. 2022. Bloom: A 176b-parameter open-access multilingual language model. *ArXiv*, abs/2211.05100.
- Sebastian Schuster, Sonal Gupta, Rushin Shah, and Mike Lewis. 2019. [Cross-lingual transfer learning for multilingual task oriented dialog](#). In *Proceedings of the 2019 Conference of the North American Chapter of the Association for Computational Linguistics: Human Language Technologies, Volume 1 (Long and Short Papers)*, pages 3795–3805, Minneapolis, Minnesota. Association for Computational Linguistics.
- Yongliang Shen, Kaitao Song, Xu Tan, Dongsheng Li, Weiming Lu, and Yueting Zhuang. 2023. [Hugging-gpt: Solving ai tasks with chatgpt and its friends in huggingface](#).
- Tom Sherborne and Mirella Lapata. 2022. [Zero-shot cross-lingual semantic parsing](#). In *Proceedings of the 60th Annual Meeting of the Association for Computational Linguistics (Volume 1: Long Papers)*, pages 4134–4153, Dublin, Ireland. Association for Computational Linguistics.
- Yuqing Tang, Chau Tran, Xian Li, Peng-Jen Chen, Naman Goyal, Vishrav Chaudhary, Jiatao Gu, and Angela Fan. 2021. [Multilingual translation from denoising pre-training](#). In *Findings of the Association for Computational Linguistics: ACL-IJCNLP 2021*, pages 3450–3466, Online. Association for Computational Linguistics.
- Ashish Vaswani, Noam Shazeer, Niki Parmar, Jakob Uszkoreit, Llion Jones, Aidan N Gomez, Łukasz Kaiser, and Illia Polosukhin. 2017. Attention is all you need. In *Advances in neural information processing systems*, pages 5998–6008.
- Elena Voita, Rico Sennrich, and Ivan Titov. 2019. [The bottom-up evolution of representations in the transformer: A study with machine translation and language modeling objectives](#). In *Proceedings of the 2019 Conference on Empirical Methods in Natural Language Processing and the 9th International Joint Conference on Natural Language Processing (EMNLP-IJCNLP)*, pages 4396–4406, Hong Kong, China. Association for Computational Linguistics.
- Elena Voita, Rico Sennrich, and Ivan Titov. 2021. [Analyzing the source and target contributions to predictions in neural machine translation](#). In *Proceedings of the 59th Annual Meeting of the Association for Computational Linguistics and the 11th International Joint Conference on Natural Language Processing (Volume 1: Long Papers)*, pages 1126–1140, Online. Association for Computational Linguistics.
- Menglin Xia and Emilio Monti. 2021a. Multilingual neural semantic parsing for low-resourced languages. In *The Tenth Joint Conference on Lexical and Computational Semantics*.
- Menglin Xia and Emilio Monti. 2021b. Multilingual neural semantic parsing for low-resourced languages. In *The Tenth Joint Conference on Lexical and Computational Semantics*.
- Weijia Xu, Batool Haider, and Saab Mansour. 2020a. [End-to-end slot alignment and recognition for cross-lingual NLU](#). In *Proceedings of the 2020 Conference on Empirical Methods in Natural Language Processing (EMNLP)*, pages 5052–5063, Online. Association for Computational Linguistics.
- Weijia Xu, Batool Haider, and Saab Mansour. 2020b. [End-to-end slot alignment and recognition for cross-lingual NLU](#). In *Proceedings of the 2020 Conference on Empirical Methods in Natural Language Processing (EMNLP)*, pages 5052–5063, Online. Association for Computational Linguistics.
- Linting Xue, Noah Constant, Adam Roberts, Mihir Kale, Rami Al-Rfou, Aditya Siddhant, Aditya Barua, and Colin Raffel. 2021. [mT5: A massively multilingual pre-trained text-to-text transformer](#). In *Proceedings of the 2021 Conference of the North American Chapter of the Association for Computational Linguistics: Human Language Technologies*, pages 483–498, Online. Association for Computational Linguistics.
- Yu Yuan and Serge Sharoff. 2020. [Sentence level human translation quality estimation with attention-based neural networks](#). In *Proceedings of the 12th Language Resources and Evaluation Conference*, pages 1858–1865, Marseille, France. European Language Resources Association.
- Tianyi Zhang*, Varsha Kishore*, Felix Wu*, Kilian Q. Weinberger, and Yoav Artzi. 2020. [Bertscore: Evaluating text generation with bert](#). In *International Conference on Learning Representations*.

A Further Discussions

Why Indic Languages?: Indic languages are a set of Indo-Aryan languages spoken mainly in the Indian subcontinent. These languages combined are spoken by almost 22% of the total world population in monolingual, bilingual, or multilingual ways. these speakers also are the 2nd largest population of smartphone users, and almost everyone interacts with AI through chatbots. Hence it poses an excellent opportunity for NLP researchers to push state-of-the-art further for standard NLU tasks in these languages to benefit the digital business perspective and make technology more accessible to people through AI. However, most NLU

benchmarks lack datasets in those languages despite some being high resource (such as ‘hi,’ ‘bn,’ and ‘pa’). Moreover, with the introduction of various NLU models like IndicBERT (Kakwani et al., 2020b), indicCorp, indicBART (Kumar et al., 2022), and state-of-the-art NMT module IndicTrans (Ramesh et al., 2021) that has opened new opportunities for researchers to innovate and contribute benchmark datasets which support building NLU models for Indic languages.

Lastly, discourse in languages other than English helps society understand more diverse perspectives and leads to a more inclusive society. As the world is mainly multilingual, various studies have proven that multilingual people can contribute more diverse societal perspectives through digital discourse.

why IndicTrans? Furthermore we use IndicTrans because of the following three reasons, (a.) **Lightweight:** IndicTrans is an extremely lightweight yet state of the art machine translation model for Indic languages. (b.) **Indic Coverage:** IndicTrans covers the widest variety of Indic languages as compared to other models like mBART, mT5 and google translate and azure translate are not free for research. (c.) **Open Source:** IndicTrans is open source and free for research purposes, more on this is elaborated in Aggarwal et al. (2022).

Why Inter-Bilingual TOP task? Task-Oriented Parsing has seen significant advances in recent years with the rise of attention models in deep learning. There have been significant extensions of this dataset in the form of mTOP (Li et al., 2021) and multilingual-TOP (Xia and Monti, 2021a). However, they remain limited in terms of language coverage, only covering a few major global languages and only Hindi in the Indic category.

These datasets are especially difficult to expand to other languages due to the fact that each language has a unique word order and the logical form of each sentence should be modified accordingly. They cannot be altered using a simple dictionary lookup or alignment technique to generate a high-quality dataset. In keeping with this, we propose an inter bilingual TOP task in which only input utterances are translated. As current computers continue to employ English to make decisions and interact with the outside world, modern dialogue managers can work with the logical forms of the English counterparts, construct a response, and translate it

back to the input utterance’s language.

This resolves the latency issue where the model must first convert the statement to English before parsing it with another seq2seq model. This was mentioned in section §4.1 which demonstrates that end to end models perform better than translate + parsing models in certain instances. Despite the difficulties of learning translation and parsing in a single set of hyper parameters, our research demonstrates that this is feasible with existing seq2seq models, especially models that have being pre-trained with translation task.

Task Oriented Parsing in the era of ChatGPT:

With the rising popularity of chatGPT⁷ in open-domain conversational AI. It is still a challenge to actually use these large language models in a task-oriented manner. Moreover, these open domain models may not understand the intent of the user correctly or they may take incorrect actions provided a user utterance. These LLMs also have the risk of being biased and toxic. Recent works like HuggingGPT (Shen et al., 2023) have also shown that while these models may have outstanding language understanding capabilities, it is still better to use task specific models to execute tasks in a narrow scope.

Model Coverages: Listed below is the language coverage for all employed multilingual models.

1. **mBART-large-50:** ‘bn’, ‘gu’, ‘hi’, ‘ml’, ‘mr’, ‘ta’, ‘te’
2. **mT5-base:** ‘bn’, ‘gu’, ‘hi’, ‘kn’, ‘ml’, ‘mr’, ‘pa’, ‘ta’, ‘te’
3. **IndicBART:** ‘as’, ‘bn’, ‘gu’, ‘hi’, ‘kn’, ‘ml’, ‘mr’, ‘or’, ‘pa’, ‘ta’, ‘te’
4. **IndicBART-M2O:** ‘as’, ‘bn’, ‘gu’, ‘hi’, ‘kn’, ‘ml’, ‘mr’, ‘or’, ‘pa’, ‘ta’, ‘te’
5. **mBART-large-50-M2O:** ‘bn’, ‘gu’, ‘hi’, ‘ml’, ‘mr’, ‘ta’, ‘te’

Two-step vs End2End parsing:

We measure the translation time of IndicTrans (Ramesh et al., 2021) on an NVIDIA T4 GPU and find that it takes 0.015 seconds on average to translate a single utterance from one language to another. In scenario A, this adds 0.03 seconds of latency per utterance, while our approach only adds 0.015 seconds ($\approx \frac{1}{2}$). In scenario B, where the logical form

⁷ <https://openai.com/blog/chatgpt>

has slot values in Indic, there is no latency overhead for either approach, but there are significant development challenges due to multilingualism as discussed below.

B IE-multiATIS++ Logical Form Creation

The logical forms are generated from the label dictionaries, where the Intent was labeled with ‘IN:’ tag and Slots were labeled with ‘SL:’ Tags and decoupled similar to the IE-multilingualTOP dataset. The process of generating logical forms out of intent and slot tags from the ATIS dataset is illustrated in figure 6.

C Human vs Machine Translated Hindi:

As the human (translated) reference was available in mTOP and multi-ATIS for Hindi language, we leveraged that data to calculate Bert and Comet score to evaluate the translation quality of our machine translation model. We notice a high correlation between both datasets’ referenceless and reference scores. Thus suggesting good translation quality for Hindi and other languages.

Dataset	Referenceless Score	Score
IE-mTOP	Comet Score	0.83
	Bert Score	0.96
	BT Bert Score	0.88
	Comet Score	0.81
IE-multiATIS++	Bert Score	0.85
	BT Bert Score	0.87

Table 5: Comet Score, BertScore and BT BertScore of Hindi dataset and translated Hindi dataset for IE-mTOP and IE-multiATIS++

In table 5 comet scores and Bert scores are scores keeping original English sentence as source, original Hindi sentence as reference and translated Hindi sentence as hypothesis. For the BT BertScore, the translated Hindi sentence and the original (human-translated) Hindi sentence are back-translated (BT) back onto English and their correlation is assessed using the Bert Score.

D Human Evaluation Results

In table 6 we show the detailed scores of human evaluation process discussed in the main paper §3.

E Multilingual Seq2Seq Model Summaries

1. **Generic Multilingual (Multilingual):** these models are generic Seq2Seq multilingual models, we used mBART-large-50, mT5-base (Liu

et al., 2020; Xue et al., 2021) for experiments for this category.

2. **Indic Specific (Indic):** These seq2seq models are specifically pretrained on Indic data, we uexplore IndicBART for experiments (Dabre et al., 2022) in this category.
3. **Translation Finetuned (Translation):** These pretrained seq2seq models are finetuned on the translation task with a single target language i.e. English. The models we explored form this category areIndicBART-M2O and mBART-large-50-M2O (Dabre et al., 2022; Tang et al., 2021).
4. **Monolingual (Monolingual):** These seq2seq models are pretrained on English data only. They were utilize only in the Translate Test setting. The models we explored form this category are T5-large, T5-base (Raffel et al., 2019) and BART-base, BART-large (Lewis et al., 2020).

F Hyperparameters Details

In Table 7 the hyperparamaters are abbreviated as mentioned below:

1. **PO:** Pre-training Objective.
2. **PD:** Pretraining Dataset,
3. **LR:** Learning Rate,
4. **BS:** Batch Size,
5. **NE:** Maximum Number of Epochs,
6. **WD:** Weight Decay,
7. **MSL:** Maximum Sequence Length,
8. **MS:** Model Size described as a number of parameters in millions,
9. **WS:** Warm-up Step.

All the experiments were run on RTX A5000 GPUs in Jarvis labs⁸. The code was written in PyTorch and Huggingface accelerate library⁹. We used early stopping callback in training process with patience of 2 epochs for each setting.

The Average runtime for each for T5-base, BART-base, IndicBART, IndicBART-M2O

⁸ <https://jarvislabs.ai/>

⁹ <https://huggingface.co/docs/accelerate/index>

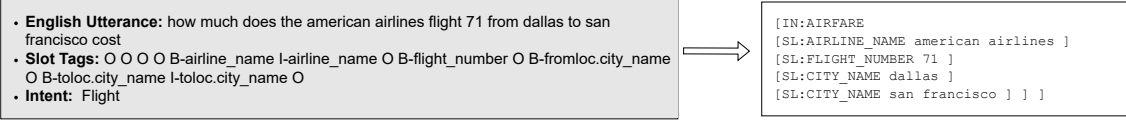


Figure 6: IE-multiATIS++ Logical Form Generation

Dataset	Score	as	bn	gu	hi	kn	ml	mr	or	pa	ta	te
IE-multiATIS++	Score ₁	3.1	3	3.8	4.3	3.9	4.2	4.1	4.9	4.6	3.8	4.4
	Score ₂	3	3	3.1	3.7	3.8	3.7	3.5	4	4.5	4.5	3.5
	Score ₃	3.4	3.3	4.1	4.4	3.4	4.5	4.5	4.4	4.3	3.9	3.6
	Pearson _{1,2}	0.8	0.8	0.9	0.8	0.8	0.7	0.6	0.8	0.6	0.7	0.1
	Pearson _{1,3}	0.6	0.9	0.2	0.5	0.8	0.7	0.4	0.6	0.7	0.7	0
	Pearson _{2,3}	0.6	0.8	0.1	0.5	0.6	0.5	0.6	0.7	0.6	0.8	0.7
	Spearman _{1,2}	0.8	0.8	0.8	0.7	0.4	0.5	0.6	0.6	0.3	0.7	0.1
	Spearman _{1,3}	0.7	0.9	0.2	0.5	0.8	0.8	0.5	0.6	0.5	0.7	0.1
	Spearman _{2,3}	0.6	0.9	0.2	0.6	0.3	0.3	0.7	0.6	0.1	0.6	0.7
IE-multilingualTOP	Score ₁	2.9	3	4	4.6	4.4	4.4	4.3	4.9	4.7	4.1	4.4
	Score ₂	3.1	3.2	3.7	4.2	4.3	4.2	4.2	4.7	4.5	4.1	3.6
	Score ₃	3.2	3.5	4	4.6	4.3	3.8	4.3	4.7	4.3	4.5	3.5
	Pearson _{1,2}	0.7	0.8	0.5	0.7	0.5	0.7	0.6	0.6	0.7	0.6	0.4
	Pearson _{1,3}	0.6	0.7	0.4	0.5	0.3	0.4	0.7	0.4	0.7	0.4	0.5
	Pearson _{2,3}	0.4	0.8	0.7	0.4	0.6	0.4	0.6	0.2	0.6	0.8	0.9
	Spearman _{1,2}	0.7	0.8	0.4	0.5	0.4	0.5	0.6	0.5	0.5	0.6	0.4
	Spearman _{1,3}	0.6	0.7	0.4	0.3	0.3	0.4	0.7	0.3	0.5	0.3	0.4
	Spearman _{2,3}	0.4	0.8	0.8	0.3	0.6	0.4	0.6	0.1	0.5	0.6	0.7
IE-mTOP	Score ₁	2.9	3.2	4.2	4.3	4.5	4.3	4.1	4.8	4.7	4.2	4.5
	Score ₂	2.8	3.5	3.8	4.2	4	3.9	3.9	4.4	4.2	4	4.3
	Score ₃	3.2	3.6	4	4.7	4.3	3.8	4	4.6	4.4	4.3	3.6
	Pearson _{1,2}	0.8	0.7	0.6	0.7	0.5	0.6	0.8	0.4	0.4	0.4	0.3
	Pearson _{1,3}	0.6	0.8	0.5	0.4	0.8	0.6	0.7	0.3	0.2	0.4	0.3
	Pearson _{2,3}	0.5	0.7	0.7	0.5	0.5	0.7	0.7	0.6	0.1	0.7	0.6
	Spearman _{1,2}	0.9	0.7	0.6	0.6	0.4	0.6	0.8	0.4	0.3	0.3	0.3
	Spearman _{1,3}	0.6	0.7	0.5	0.3	0.5	0.7	0.6	0.4	0.2	0.3	0.5
	Spearman _{2,3}	0.5	0.7	0.7	0.5	0.3	0.6	0.6	0.7	0.3	0.5	0.4

Table 6: Detailed Human Evaluation Scores. Score_x refers to the average score of the column language given by x annotator. Pearson_{x,y} refers to the person correlation between the scores of annotators x and y for the column language and similarly for Spearman_{x,y}

Hyper Parameter	MS	LR	WD	MSL	BS	NE	PO	PD
BART-base	139	3.00e-3	0.001	64	128	50	Deniosing Autoencoder	Wikipedia Data (Lewis et al., 2020)
BART-large	406	3.00e-5	0.001	64	16	50	Deniosing Autoencoder	Wikipedia Data
T5-base	222	3.00e-3	0.001	64	256	50	Multi task Pretraining	C4 (Raffel et al., 2019)
T5-large	737	3.00e-5	0.001	64	16	50	Multi task Pretraining	C4
IndicBART	244	3.00e-3	0.001	64	128	50	Deniosing Autoencoder	Indic Corp (Kakwani et al., 2020b)
mBART-large-50	610	1.00e-4	0.001	64	16	50	Deniosing Autoencoder	CC25(Liu et al., 2020)
mT5-base	582	3.00e-4	0.001	64	16	50	Multi task Pretraining	mC4 (Xue et al., 2021)
IndicBART-M2O	244	3.00e-3	0.001	64	128	50	Deniosing Autoencoder	PM India (Haddow and Kirefu, 2020)
mBART-large-50-M2O	610	1.00e-4	0.001	64	16	50	Deniosing Autoencoder	WMT16 (Barrault et al., 2020)

Table 7: Hyper Parameters and Pretraining Details

was 3 minutes for IE-mTOP, 1 minute for IE-multiATIS++ and 5 minutes for IE-multilingualTOP. The Average runtime for each for T5-large, BART-large, mT5-base, mBART-large-50, mBART-large-50-M2O was 5 minutes for IE-mTOP, 3 minute for IE-multiATIS++ and 10 minutes for IE-multilingualTOP.

G Vocabulary Augmentation

Unique Intents and slots from each dataset (IE-mTOP, IE-multilingualTOP, IE-multiATIS++) were extracted and added to the tokenizer and model vocabulary so that the models could predict them more accurately. In a typical slot and intent tagging task, these tags would have been treated as classes in the classification model. However, since our models are trained to not predict the entire word but only subwords (Raffel et al., 2019; Lewis et al., 2020) as usually done in modern self-attention architecture (Vaswani et al., 2017), we decided to include them in the vocabulary so that they can be generated easily during prediction runtime. This also contributed to the reduction of the maximum sequence length to 64 tokens, which improved generalisation as seq2seq models generalise better on shorter sequences (Voita et al., 2021). The Excel spreadsheet containing unique slots and intents will be made accessible alongside the code and supplemental materials.

H Additional Results

H.1 Results for Other Train Test Settings Except Train All

In this section, we include the results of all other settings except Train All (Already discussed in main paper) in table 8 till 15. We have discussed the comparisons of these settings in main paper §4.1.

H.2 Translate Test vs End2End models

While the performance of Monolingual models in the Translate Test setting is adequate, the performance of models in the end-to-end Train All setting outperform. Translation is prone to error, and the acquired logical form in English cannot be guaranteed to be precise. Moreover, a two-step approach to translation followed by parsing will incur greater execution time than a unified model.

H.3 Unified Models Results

In unified models, we observe a gain of atleast 0.15 in all languages for all datasets for both IndicBART-M2O and mBART-large-50-M2O.

H.4 Lang-vs-Lang

in figure 7, 8, 9 We observe that IndicBART-M2O is a more consistent model than mBART-large-50-M2O.

H.5 Exact Match Results

We calculated modified exact match scores as inspired by Awasthi et al. (2023) which are agnostic of the positions of the slot tokens in the logical form. These scores are presented in tables 12, 13, 14, 15. We observed that exact match is a stricter metric as compared to tree labelled F1 (Gupta et al., 2018). We also observe that exact match scores are consistent with tree labelled F1 scores across languages, datasets and models.

I Original vs Interbilingual Hindi:

As demonstrated by figure 1, we have data accessible in Hindi for all three settings. To produce Hindi bilingual TOP data, we utilize mTOP and multi-ATIS++ to internally combine Hindi and English data tables by unique id (uid). To construct our dataset, we filter the Hindi utterances column and the English logical form columns; we refer to these datasets as hi_{IE} in table 3. Furthermore, we conduct tests using original Hindi datasets (slot values in Hindi in logical form) and compare their performance to that of other languages. In the table 3, we refer to these datasets as hi_O for the mTOP dataset and multi-ATIS++ dataset both.

Analysis. We see a decline in F1 score for all models for hi_{IE} in both IE-mTOP and IE-multiATIS++. This might be due to data loss when hindi and english data are combined, as not all utterances of english data are included in both datasets. Furthermore, the hindi utterances in the original dataset may be more complex. The results for hi_O and hi_O enhances because the tokens were copied from the utterance and the model does not have to transform the tokens to English.

Dataset	Model	Translate Test											ModAvg
		as	bn	gu	hi	kn	ml	mr	or	pa	ta	te	
IE-mTOP	BART-base	28	37	35	42	35	38	39	35	36	41	33	36
	BART-large	30	41	38	44	38	41	41	39	38	46	36	39
	T5-base	31	44	41	49	41	43	43	41	42	47	41	42
	T5-large	29	43	39	47	39	42	42	40	40	44	38	40
	IndicBART	30	40	36	42	36	40	39	38	37	42	33	38
	mT5-base	34	43	40	48	40	43	43	38	40	45	38	41
	mBART-large-50	18	20	20	23	20	19	23	16	21	23	21	20
	IndicBART-M2O	35	44	43	51	44	46	44	41	42	49	41	44
	mBART-large-50-M2O	36	45	45	50	45	47	46	41	46	53	43	45
Language Average		30	40	37	44	38	40	40	37	38	43	36	38
IE-multilingualTOP	BART-base	11	15	16	16	13	14	13	14	14	14	16	14
	BART-large	12	18	19	20	16	16	15	16	16	16	19	17
	T5-base	8	11	12	13	11	11	11	11	11	11	13	11
	T5-large	7	9	10	11	8	8	8	9	9	8	10	9
	IndicBART	20	29	31	32	27	29	25	26	27	25	31	27
	mT5-base	20	26	26	28	25	25	24	23	25	24	27	25
	mBART-large-50	26	34	35	38	34	35	33	30	34	32	36	33
	IndicBART-M2O	20	27	29	30	27	28	25	25	26	25	29	26
	mBART-large-50-M2O	30	42	45	46	41	44	41	38	41	39	45	41
Language Average		17	23	25	26	22	23	22	21	23	22	25	23
IE-multiATIS++	BART-base	15	20	14	18	17	18	14	18	17	16	18	17
	BART-large	15	20	14	15	19	19	14	21	16	17	20	17
	T5-base	46	70	52	62	61	65	47	51	58	51	66	57
	T5-large	49	74	58	66	62	70	48	52	63	53	70	60
	IndicBART	44	66	46	56	54	63	47	46	58	49	63	54
	mT5-base	25	25	18	26	24	26	19	27	25	20	24	24
	mBART-large-50	55	70	58	70	66	71	60	56	68	59	68	64
	IndicBART-M2O	44	61	48	55	52	68	48	53	56	47	59	54
	mBART-large-50-M2O	53	70	68	76	67	73	63	62	69	56	71	66
Language Average		38	53	42	49	47	53	40	43	48	41	51	46

Table 8: *Tree_Labelled_F1* * 100 scores for the all the dataset for **Translate Test** settings. **ModAvg** is shorthand for Model Average. The bold numbers in the table indicate the row-wise maximum, i.e. the model’s best language performance in the given context. The numbers in bold in the **ModAvg** column indicate the model with the best performance for the train-test strategy specified in the table’s heading. Similarly, the numbers in bold in the **Language Average** row indicate the language with the best performance for that train-test strategy.

Dataset	Model	Indic Train											Model Average
		as	bn	gu	hi	kn	ml	mr	or	pa	ta	te	
IE-mTOP	IndicBART	19	55	35	53	33	30	50	15	31	45	44	37
	mBART-large-50	41	51	14	60	22	25	25	4	44	0	57	31
	mT5-base	30	22	28	52	50	54	36	8	36	53	15	35
	IndicBART-M2O	50	55	45	61	55	58	58	53	13	56	59	51
	mBART-large-50-M2O	55	59	61	66	56	63	57	52	53	59	63	59
Language Average		39	48	37	58	43	46	45	26	35	43	48	43
IE-multilingualTOP	IndicBART	36	29	24	65	48	9	56	30	37	42	40	38
	mBART-large-50	51	55	35	55	55	54	54	50	34	55	57	50
	mT5-base	45	56	56	20	23	49	47	47	10	37	56	41
	IndicBART-M2O	50	56	60	63	60	20	55	15	57	57	62	50
	mBART-large-50-M2O	52	60	62	65	60	59	57	57	51	58	64	59
Language Average		47	51	47	54	49	38	54	40	38	50	56	48
IE-multiATIS++	IndicBART	12	16	8	25	15	19	22	22	23	22	18	19
	mBART-large-50	16	18	10	30	10	10	18	13	33	20	15	18
	mT5-base	15	39	16	18	24	18	25	6	11	35	28	22
	IndicBART-M2O	34	86	63	68	73	74	57	63	64	63	71	68
	mBART-large-50-M2O	71	92	82	81	69	80	72	4	66	74	82	70
Language Average		30	50	36	44	38	40	39	22	39	43	43	39

Table 9: *Tree_Labelled_F1* * 100 scores for the all the dataset for **Indic Train** setting. **ModAvg** is shorthand for Model Average. The bold numbers in the table indicate the row-wise maximum, i.e. the model’s best language performance in the given context. The numbers in bold in the **ModAvg** column indicate the model with the best performance for the train-test strategy specified in the table’s heading. Similarly, the numbers in bold in the **Language Average** row indicate the language with the best performance for that train-test strategy.

Dataset	Model	English+Indic Train												Model Average
		as	bn	gu	hi	kn	ml	mr	or	pa	ta	te		
IE-mTOP	IndicBART	34	37	42	58	41	35	54	10	42	44	43	40	
	mBART-large-50	50	52	58	56	54	51	55	0	42	59	57	49	
	mT5-base	31	25	45	60	48	36	44	21	6	46	48	37	
	IndicBART-M2O	51	54	57	60	57	58	54	57	57	55	62	57	
	mBART-large-50-M2O	57	60	60	65	62	66	58	55	58	65	64	61	
	Language Average	45	46	52	60	52	49	53	29	41	54	55	49	
IE-multilingualTOP	IndicBART	43	45	52	53	47	40	57	30	47	38	49	46	
	mBART-large-50	0	35	35	39	0	56	48	22	58	0	60	32	
	mT5-base	14	53	56	50	53	50	50	48	52	51	56	48	
	mBART-large-50-M2O	56	60	63	66	61	60	57	57	60	60	64	60	
	IndicBART-M2O	54	56	60	63	60	58	54	57	24	57	63	55	
	Language Average	33	50	53	54	44	53	53	43	48	41	58	48	
IE-multiATIS++	IndicBART	34	12	12	58	25	21	65	12	30	16	37	29	
	mBART-large-50	43	22	69	78	14	54	58	12	36	10	66	42	
	mT5-base	25	36	28	38	33	44	23	23	35	30	35	32	
	mBART-large-50-M2O	21	86	78	74	73	76	56	64	72	65	75	67	
	IndicBART-M2O	71	87	77	77	71	82	74	54	45	71	82	72	
	Language Average	39	49	53	65	43	55	55	33	44	38	59	48	

Table 10: *Tree_Labelled_F1* * 100 scores for the all the dataset for **English+Indic Train** setting. **ModAvg** is shorthand for Model Average. The bold numbers in the table indicate the row-wise maximum, i.e. the model’s best language performance in the given context. The numbers in bold in the **ModAvg** column indicate the model with the best performance for the train-test strategy specified in the table’s heading. Similarly, the numbers in bold in the **Language Average** row indicate the language with the best performance for that train-test strategy.

Dataset	Model	Unified Finetuning														ModAvg
		as	bn	gu	hi	kn	ml	mr	or	pa	ta	te	hi _{IE}	hi _O		
IE-mTOP	IndicBART-M2O	74	77	77	81	79	78	78	77	79	77	81	79	83	78	
	mBART-large-50-M2O	76	79	81	85	80	83	79	79	79	84	85	83	87	82	
	Language Average	75	78	79	83	80	81	79	78	79	81	83	81	85	80	
IE-multilingualTOP	IndicBART-M2O	75	76	80	79	71	71	76	76	76	77	78	–	–	76	
	mBART-large-50-M2O	55	58	61	64	59	59	54	57	58	58	62	–	–	59	
	Language Average	65	67	71	72	65	65	65	67	67	68	70	–	–	67	
IE-multiATIS++	IndicBART-M2O	80	80	90	90	89	89	83	79	88	83	92	88	92	84	
	mBART-large-50-M2O	83	82	93	91	87	89	85	75	88	83	89	89	93	84	
	Language Average	82	82	92	91	88	89	84	77	88	83	91	89	93	84	

Table 11: *Tree_Labelled_F1* * 100 scores of **IndicBART-M2O** and **mBART-large-50** model trained on all languages and all datasets. **ModAvg** represents model Average. The numbers in bold in the **ModAvg** column indicate the model with the best performance. Similarly, the numbers in bold in the **Language Average** row indicate the language with the best performance for that train-test strategy.

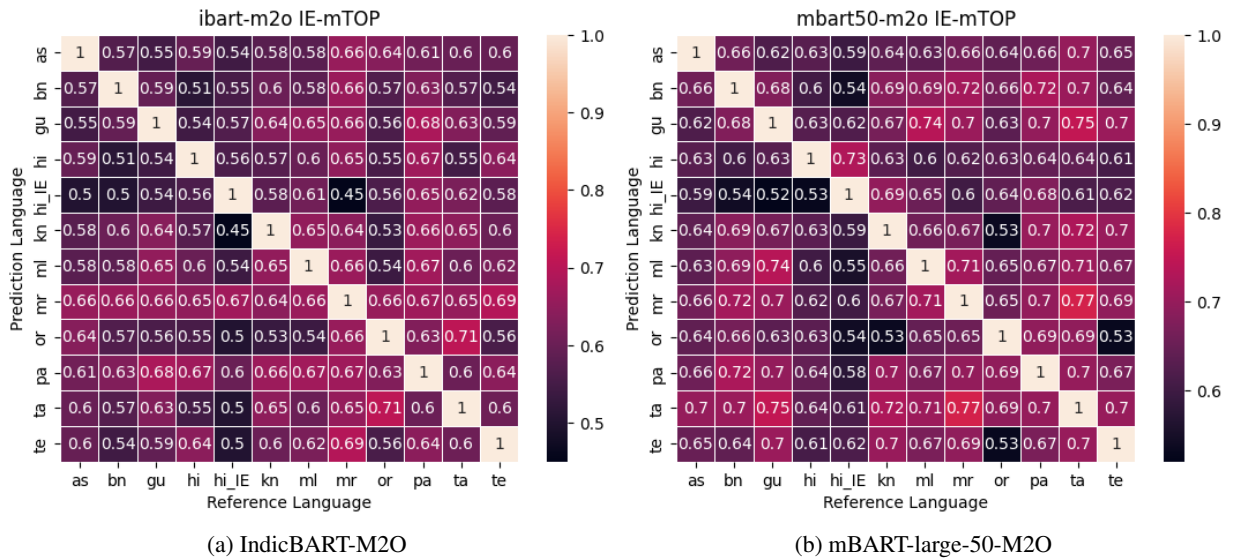


Figure 7: Language wise f1 score of predictions of 2 languages for **IE-mTOP** dataset for **Train All** setting

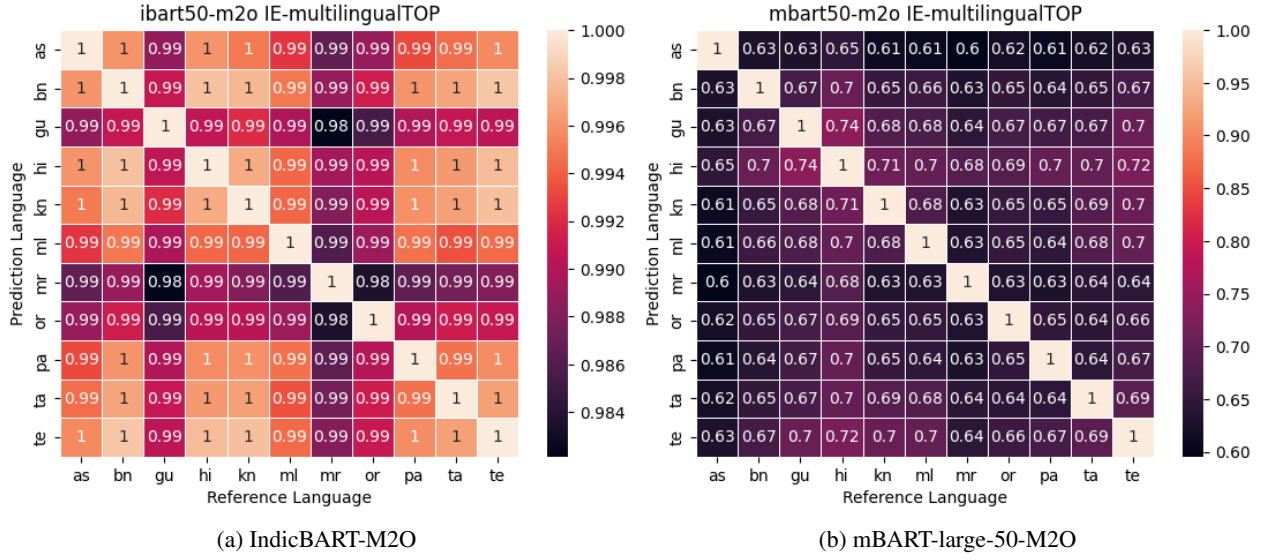


Figure 8: Language wise f1 score of predictions of 2 languages for **IE-multilingualTOP** Dataset for **Train All** settings

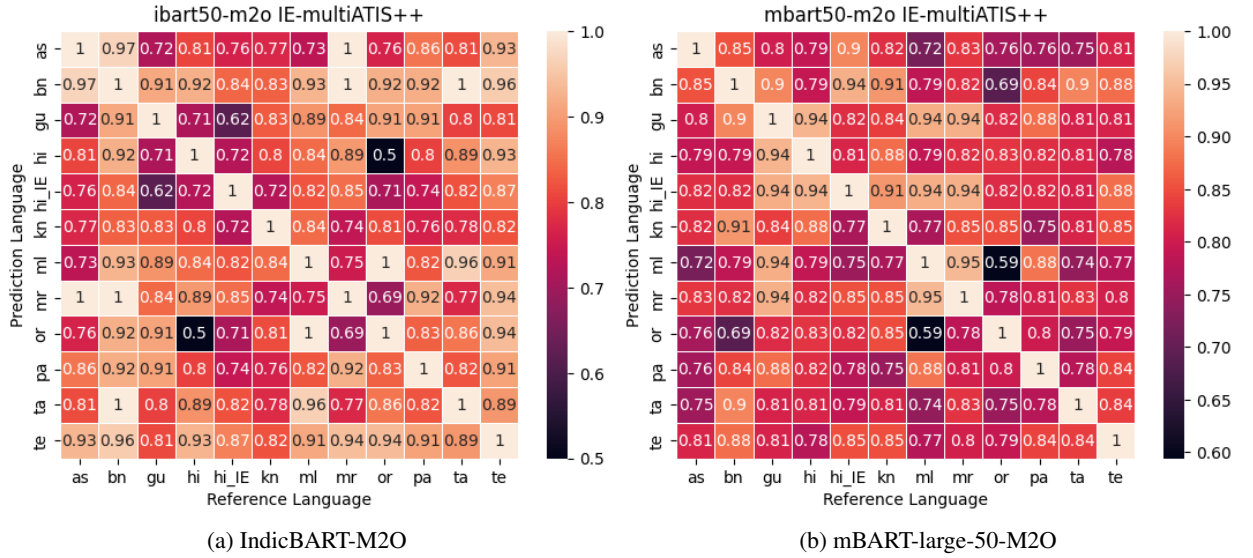


Figure 9: Language wise f1 score of predictions of 2 languages for **IE-multiATIS++** Dataset for **Train All** settings

Dataset	Model	Train All													ModAvg
		as	bn	gu	hi	kn	ml	mr	or	pa	ta	te	hi _O	hi _{IE}	
IE-mTOP	IndicBART	31	32	29	42	29	32	42	20	28	30	31	64	49	35
	IndicBART-M2O	42	40	46	48	46	52	47	47	48	48	50	68	53	49
	mBART-large-50	37	33	40	48	39	42	38	43	36	42	35	62	51	42
	mBART-large-50-M2O	48	45	50	50	50	53	49	50	47	53	51	67	54	51
	mT5-base	43	47	51	52	50	51	50	50	47	51	52	59	55	51
	Language Average	40	39	43	46	43	46	45	42	41	45	44	61	50	45
IE-multilingualTOP	IndicBART	35	38	42	56	39	37	47	22	38	36	43	—	—	39
	IndicBART-M2O	45	47	47	55	46	46	52	45	53	50	57	—	—	49
	mBART-large-50	37	41	43	48	41	41	36	40	40	41	47	—	—	41
	mBART-large-50-M2O	49	53	55	60	53	53	48	52	52	53	59	—	—	53
	mT5-base	43	49	52	56	52	50	47	45	49	48	54	—	—	50
	Language Average	28	31	33	37	32	31	31	27	30	30	34	—	—	31
IE-multiATIS++	IndicBART	37	20	23	41	32	23	37	13	39	38	19	34	16	29
	IndicBART-M2O	43	45	40	59	53	44	58	34	45	46	40	55	37	46
	mBART-large-50	60	85	73	76	75	76	60	59	67	66	72	36	18	63
	mBART-large-50-M2O	67	80	71	73	71	71	66	58	72	66	68	49	31	65
	mT5-base	45	70	58	61	60	61	45	44	52	51	57	34	16	50
	Language Average	50	60	53	62	58	55	53	42	55	53	51	42	24	51

Table 12: *Exact_Match**100 scores for the all the dataset for **Train All** settings. **ModAvg** is shorthand for Model Average. The bold numbers in the table indicate the row-wise maximum, i.e. the model’s best language performance in the given context. The numbers in bold in the **ModAvg** column indicate the model with the best performance for the train-test strategy specified in the table’s heading. Similarly, the numbers in bold in the **Language Average** row indicate the language with the best performance for that train-test strategy.

Dataset	Model	Translate Test												Model Average
		as	bn	gu	hi	kn	ml	mr	or	pa	ta	te		
IE-mTOP	IndicBART	29	40	38	47	38	40	41	39	37	43	34	39	
	IndicBART-M2O	28	37	36	46	37	39	39	39	35	43	35	38	
	BART-base	18	28	28	35	27	29	29	29	28	33	24	28	
	BART-large	23	35	33	40	33	36	36	36	33	41	30	34	
	mBART-large-50	13	14	15	17	15	13	18	15	16	16	14	15	
	mBART-large-50-M2O	29	38	39	44	38	39	39	36	38	46	36	38	
	mT5-base	26	36	33	42	33	36	36	33	32	38	31	34	
	T5-base	21	33	31	40	30	31	33	35	31	37	32	32	
	T5-large	20	33	29	38	29	31	32	35	30	35	29	31	
	Language Average	23	33	31	39	31	33	34	33	31	37	29	32	
IE-multilingualTOP	IndicBART	16	24	26	28	21	24	20	21	22	20	26	23	
	IndicBART-M2O	13	20	23	24	20	21	18	19	19	19	22	20	
	BART-base	12	13	13	14	11	12	11	11	12	11	13	12	
	BART-large	10	15	16	17	13	14	12	14	13	14	16	14	
	mBART-large-50	22	30	31	35	30	31	29	26	29	28	32	29	
	mBART-large-50-M2O	26	38	40	43	36	38	36	33	35	34	40	36	
	mT5-base	15	20	21	23	19	20	18	18	20	19	21	19	
	T5-base	12	13	12	15	10	12	13	9	11	14	14	12	
	T5-large	22	23	22	25	26	26	25	26	26	26	27	25	
	Language Average	16	22	23	25	21	22	20	20	21	21	23	21	
IE-multiATIS++	IndicBART	30	49	34	41	41	51	34	33	43	33	44	39	
	IndicBART-M2O	32	51	39	44	40	59	37	42	43	35	46	43	
	BART-base	31	32	32	30	31	30	30	30	30	30	30	31	
	BART-large	31	32	32	30	31	30	30	30	31	31	31	31	
	mBART-large-50	41	56	54	62	61	66	54	50	60	47	56	55	
	mBART-large-50-M2O	40	60	66	69	62	66	57	58	60	47	59	59	
	mT5-base	24	29	28	35	28	24	26	27	22	25	24	27	
	T5-base	34	53	44	48	55	61	34	42	42	43	56	47	
	T5-large	38	60	51	57	56	68	34	42	50	44	57	51	
	Language Average	33	47	42	46	45	51	37	39	42	37	45	42	

Table 13: *Exact_Match**100 scores for the all the dataset for **Translate Test** settings. The bold numbers in the table indicate the row-wise maximum, i.e. the model’s best language performance in the given context. The numbers in bold in the **Model Average** column indicate the model with the best performance for the train-test strategy specified in the table’s heading. Similarly, the numbers in bold in the **Language Average** row indicate the language with the best performance for that train-test strategy.

Dataset	Model	Indic Train											Model Average
		as	bn	gu	hi	kn	ml	mr	or	pa	ta	te	
IE-mTOP	IndicBART	24	26	29	33	28	24	44	12	25	23	23	26
	IndicBART-M2O	43	48	49	56	48	53	52	47	6	49	50	46
	mBART-large-50	34	44	43	55	40	44	45	27	36	0	50	38
	mBART-large-50-M2O	48	53	55	62	50	58	53	48	46	54	57	53
	mT5-base	22	29	21	45	42	46	29	24	28	25	24	30
	Language Average	34	40	39	50	42	45	45	32	28	30	41	39
IE-multilingualTOP	IndicBART	30	24	20	61	43	37	51	25	31	37	32	36
	IndicBART-M2O	45	54	56	60	56	15	51	20	54	53	59	48
	mBART-large-50	46	51	50	57	51	50	49	46	31	50	54	49
	mBART-large-50-M2O	49	56	59	62	56	55	53	53	46	54	60	55
	mT5-base	40	40	51	61	51	43	43	43	40	47	53	47
	Language Average	42	45	47	60	51	40	49	37	40	48	52	47
IE-multiATIS++	IndicBART	46	45	43	54	32	34	46	23	20	30	32	37
	IndicBART-M2O	56	56	54	74	44	55	68	47	40	50	52	54
	mBART-large-50	56	67	76	66	54	47	59	62	51	53	46	58
	mBART-large-50-M2O	66	91	81	81	60	65	72	78	69	65	60	72
	mT5-base	46	53	47	56	45	47	48	42	43	44	45	47
	Language Average	54	62	60	66	47	50	59	50	45	48	47	53

Table 14: *Exact_Match**100 scores for the all the dataset for **Indic Train** settings. The bold numbers in the table indicate the row-wise maximum, i.e. the model’s best language performance in the given context. The numbers in bold in the **Model Average** column indicate the model with the best performance for the train-test strategy specified in the table’s heading. Similarly, the numbers in bold in the **Language Average** row indicate the language with the best performance for that train-test strategy.

Dataset	Model	English+Indic Train											Model Average
		as	bn	gu	hi	kn	ml	mr	or	pa	ta	te	
IE-mTOP	IndicBART	27	29	36	53	34	28	49	17	34	37	36	35
	IndicBART-M2O	45	46	50	54	51	53	50	53	53	51	54	51
	mBART-large-50	43	46	50	50	47	45	50	0	37	54	50	43
	mBART-large-50-M2O	51	55	53	61	56	62	54	51	53	60	61	56
	mT5-base	23	30	37	56	41	27	38	16	27	38	39	34
	Language Average	38	41	45	55	46	43	48	27	41	48	48	44
IE-multilingualTOP	IndicBART	37	30	47	52	42	35	53	25	42	33	44	40
	IndicBART-M2O	48	52	56	59	56	54	50	53	16	53	60	51
	mBART-large-50	45	49	42	54	47	52	44	25	54	56	56	48
	mBART-large-50-M2O	51	56	59	63	57	56	53	53	56	57	61	57
	mT5-base	39	48	51	46	49	45	42	43	47	47	52	46
	Language Average	44	47	51	55	50	48	48	40	43	49	55	48
IE-multiATIS++	IndicBART	28	32	32	63	31	25	57	10	29	33	28	33
	IndicBART-M2O	74	78	76	78	72	80	40	54	64	53	68	67
	mBART-large-50	31	40	71	83	71	69	57	21	23	40	58	51
	mBART-large-50-M2O	64	84	73	78	70	88	71	46	66	70	76	71
	mT5-base	18	25	22	35	26	29	26	28	28	25	27	26
	Language Average	43	52	55	67	54	58	50	32	42	44	51	50

Table 15: *Exact_Match**100 scores for the all the dataset for **English+Indic Train** settings. The bold numbers in the table indicate the row-wise maximum, i.e. the model’s best language performance in the given context. The numbers in bold in the **Model Average** column indicate the model with the best performance for the train-test strategy specified in the table’s heading. Similarly, the numbers in bold in the **Language Average** row indicate the language with the best performance for that train-test strategy.