

AwesomeMeta+: Bridging the Technical Barriers to Meta-Learning via A Prototyping and Learning System

Jingyao Wang

Institute of Software Chinese Academy of Sciences
University of Chinese Academy of Sciences
Beijing, China
wangjingyao2023@iscas.ac.cn

Yuxuan Yang

Nanjing Forestry University
Nanjing, China
qingzhuo@gmail.com

Wenwen Qiang

Institute of Software Chinese Academy of Sciences
University of Chinese Academy of Sciences
Beijing, China
qiangwenwen@iscas.ac.cn

Changwen Zheng

Institute of Software Chinese Academy of Sciences
University of Chinese Academy of Sciences
Beijing, China
changwen@iscas.ac.cn

Abstract

Meta-learning, also known as "learning to learn", enables models to acquire great generalization abilities by learning from various tasks. Recent advancements have made these models applicable across various fields without data constraints, offering new opportunities for general artificial intelligence. However, applying these models can be challenging due to their often task-specific, standalone nature and the technical barriers involved. To address this challenge, we develop AwesomeMeta+, a prototyping and learning system that standardizes different components of meta-learning and uses a building block metaphor to assist in model construction. AwesomeMeta+ allows users to assemble compatible algorithm modules to meet the application needs in practice. To optimize AwesomeMeta+, we provide the interface to 50 researchers and refine the design based on their feedback. Through machine-based testing and user studies, we demonstrate that AwesomeMeta+ enhances users' understanding of the related technologies and accelerates their engineering processes by offering guidance for meta-learning deployments.

CCS Concepts

- **Human-centered computing** → **Human computer interaction (HCI)**; • **Computing methodologies** → **Machine learning**;
- **Social and professional topics** → *Computing education*.

Keywords

prototyping and learning system, meta-learning, model standardization, modularization, and integration

ACM Reference Format:

Jingyao Wang, Yuxuan Yang, Wenwen Qiang, and Changwen Zheng. 2018. AwesomeMeta+: Bridging the Technical Barriers to Meta-Learning via A Prototyping and Learning System. In *Proceedings of ACM Conference on Human Factors in Computing Systems (CHI'25)*. ACM, New York, NY, USA, 17 pages. <https://doi.org/XXXXXXXX.XXXXXXX>

1 Introduction

The goal of machine learning (ML) is to make models solve not just simple reactive tasks (associating stimuli with instant feedback), but also more complex cognitive tasks (requiring inference and response time), thus interacting with the external world [30]. Recent methods have taken off with a profound impact on various fields, e.g., economy, society, industry, and education [9, 32, 44, 88]. The researchers designed them to solve different tasks [4, 23], e.g., Mask RCNN [28] is mostly used for image segmentation, and Diffusion [54] is mostly used for image generation. Although existing task-specific methods can surpass human intelligence in some tasks, they rely on large amounts of data or deep networks with sufficient training. The emergence of meta-learning and related models provide an opportunity to solve the above issues. It can endow machine learning with the ability to adapt to new developments like humans and complete multiple tasks that do not rely on human experience. Meta-learning [20, 29] can realize the idea of autonomous driving on roads with unknown conditions, or allow a robotic arm to handle various objects of different specifications and weights, achieving outstanding performance in multiple scenarios [58, 64].

However, despite the excellent performance of current meta-learning frameworks across various fields, integrating them broadly into the creative process or engineering projects still remains challenging. First, due to the significant differences from traditional machine learning, deploying meta-learning frameworks poses substantial technical barriers. Meta-learning involves multi-layer learning with tasks as the basic unit, utilizing (i) various algorithms such as optimization-based, model-based, metric-based, and Bayesian approaches [59, 85], (ii) tasks span a wide range of fields, including reinforcement learning, few-shot learning, and multi-modal learning [7, 40, 72], and (iii) various optimization techniques like implicit gradient [2, 21, 33, 36, 62], differentiable proxies [6, 8, 13, 45], and single-layer approximation [51, 52, 60, 61]. In this context,

Permission to make digital or hard copies of all or part of this work for personal or classroom use is granted without fee provided that copies are not made or distributed for profit or commercial advantage and that copies bear this notice and the full citation on the first page. Copyrights for components of this work owned by others than the author(s) must be honored. Abstracting with credit is permitted. To copy otherwise, or republish, to post on servers or to redistribute to lists, requires prior specific permission and/or a fee. Request permissions to permissions@acm.org.

CHI'25, April 26–May 01, 2025, Tokohama, Japan

© 2018 Copyright held by the owner/author(s). Publication rights licensed to ACM.
ACM ISBN 978-1-4503-XXXX-X/18/06
<https://doi.org/XXXXXXXX.XXXXXXX>

the deployment and application of multiple models become more complex. Moreover, since meta-learning is a relatively new field compared to computer vision and natural language processing, its community is relatively small with few tools for learning or model deployment. It raises the application threshold while replicating and deploying multiple models are time-consuming. Secondly, there are version and framework isolations among the various open-source codes of current meta-learning models, which are usually used for single tasks or as standalone applications. For instance, in autonomous driving scenarios, engineers might use ReBAL [50] to assist in route planning, or they might combine it with ProtoNet [68] to address the scalable features in multilingual translation tasks for passengers. To unify the results of these models into a single process, engineers need to manually build bridges between the two frameworks and optimize the parallel efficiency under different model environments. Additionally, although there are many available models, designers typically use only a small portion or even a single popular model, often unaware of the features and patterns they could leverage from lesser-known models.

To gain a deeper understanding of the challenges faced when using current meta-learning models in applications, we conduct a formative study with 50 researchers to identify four key challenges. Note that in the subsequent system construction, we also provide test ports to supplement the study and help us further optimize the design goals. Firstly, users usually do not know the scenarios and full functions that different types of meta-learning models are suitable for, which makes model selection and adaptability challenging. Secondly, the acquisition of meta-learning-related learning materials is a complex process, and the literature that is often found after a lot of effort is not what is needed. Thirdly, prototyping with meta-learning models is a slow and arduous process. In addition to the lack of code, the environment deployment and version isolation of existing open-source projects also bring challenges to deployment. Finally, even if the model is deployed, it is challenging to integrate models dedicated to different fields or modalities. Currently, serial operation or single algorithm deployment is usually adopted, which affects efficiency; at the same time, the complex parameter selection during model deployment also affects the model effect.

Based on the above formative results, we build Awesome-META+, a prototype and learning system. It bridges the technical barriers of meta-learning by standardizing, modularizing, and integrating meta-learning models. Specifically, its design and development follow four design goals, which correspond to the four challenges mentioned above. First, Awesome-META+ integrates various categories of meta-learning algorithms and provides corresponding applicable scenarios and performance analysis. Users can select models and deployment solutions for the required application scenarios according to the system case modules. Meanwhile, based on the feedback collected from 8 scholars, the system provides materials and literature for different learning stages of meta-learning and uses web search for periodic updates. The learning platform of Awesome-META+ adopts an interactive, responsive web page method, and users can access it at any time to obtain the information they need. In addition, Awesome-META+ unifies different meta-learning model components, e.g., task construction, forward

process, gradient optimization, etc., while standardizing and integrating different components into the system. Users can assemble compatible modules in a "building block"-like manner to build models with different basic functions or select assembled model packages for one-click deployment. Awesome-META+ also introduces a parameter search module in optimization to help users adjust models. To evaluate the effectiveness of AwesomeMeta+, we conduct machine-based testing and user study. The former is used to evaluate the system response speed and effect under different cases, and the latter evaluates the ability of engineers to deploy algorithm workflows in given application scenarios and during free exploration. The results show that AwesomeMeta+ achieves good and robust responses while providing an intuitive mechanism for using and combining models across different modes. The Homepage is shown as Figure 1. The main contributions include:

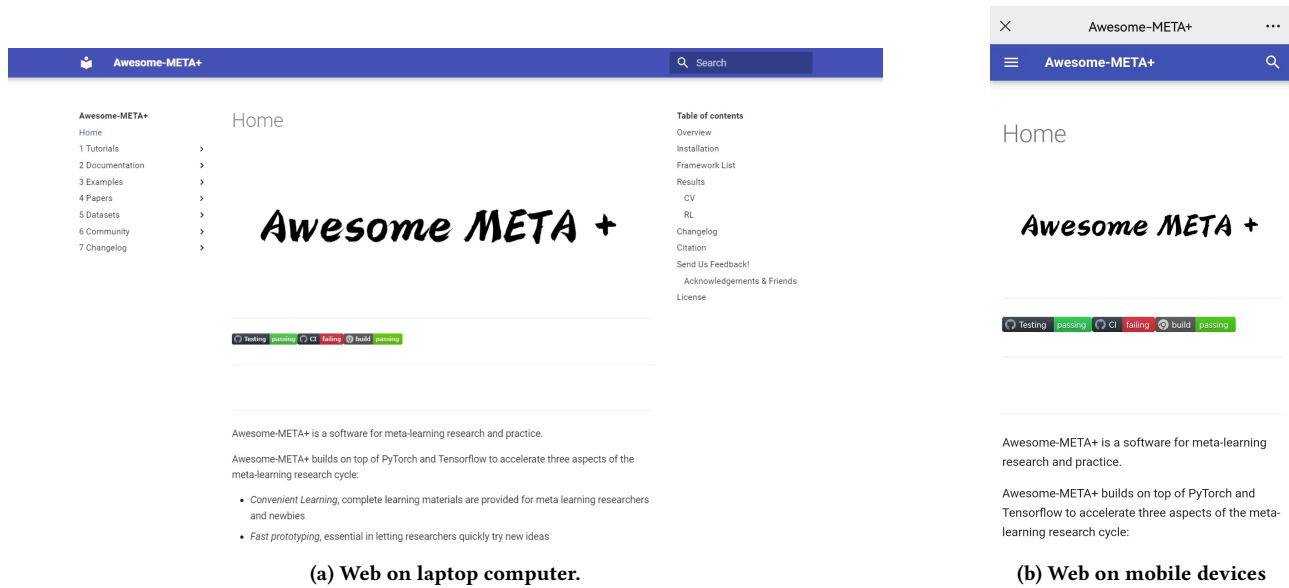
- We conduct a formative study with 50 researchers to identify the challenges when deploying meta-learning models. Meanwhile, we build a learning platform based on the advice of professionals, including literature, videos, and case extensions to help understand meta-learning technology.
- We conduct AwesomeMeta+, a prototype and learning system that standardizes, modular, and integrates different components of meta-learning to help engineers build models that adapt to any task according to their needs. AwesomeMeta+ also provides convenient deployment solutions, various application cases, and application analysis for different methods to advance the engineering process.
- We conduct both machine-based testing and user studies to evaluate the effectiveness of AwesomeMeta+, where the results demonstrate that AwesomeMeta+ achieves stable service and accelerates the engineering process.

2 Related Work

In this section, we briefly overview the prior research of meta-learning and related methods (Subsection 2.1) and human-AI interaction (Subsection 2.2) that this work draws on.

2.1 Meta-Learning

Meta-learning allows a model to rapidly adapt to new tasks using only a few training samples, avoiding the need for complete re-training from the beginning. This approach effectively addresses challenges associated with limited or difficult-to-obtain data [29, 76]. Meta-learning techniques are generally categorized into four types: **(i)** Optimization-based methods focus on learning a set of optimal initialization parameters, enabling the model to quickly converge when presented with new tasks, e.g., fault diagnosis [17] and catastrophic forgetting [11]. Notable examples include MAML [18], Reptile [53], and MetaOptNet [37]. **(ii)** Model-based methods aim to develop models that can rapidly adapt to new tasks by leveraging their internal architecture or learned mechanisms. They typically incorporate specialized memory or internal structures that allow them to update quickly. Classic methods include MANNs [65], NTM [26], and SNAIL [47]. **(iii)** Metric-based methods focus on learning embedding functions that map instances from different tasks into a space where they can be easily classified using non-parametric methods. Key methods, listed chronologically, include



(a) Web on laptop computer.

(b) Web on mobile devices

Figure 1: Web of Awesome-META+. Left shows the homepage of Awesome-META+ for PC, e.g., desktop/laptop computers. Right shows the homepage of Awesome-META+ for mobile devices, e.g., phones/tablets. AwesomeMeta+ uses a responsive interactive web page that can be opened on any device, performing global searches and prototyping.

Siamese Network [34], Matching Network [77], Prototypical Network [10, 69], Relation Network [73], and Graph Neural Network [29]. (iv) Bayesian-based methods rely on conditional probability to guide meta-learning computations. Well-known Bayesian-based methods include CNAPs [89], SCNAP [3], BOOM [25], and VMGP [49]. Note that although these methods are proposed for different scenarios, they can all be abstracted into fixed components, e.g., task distribution, meta-learner, base learner, meta-loss function, update strategy, etc. This abstraction greatly simplifies how people use and combine these modules to conduct meta-learning frameworks. In this work, our research standardizes different components of meta-learning, allowing users to quickly build their own meta-learning frameworks by choosing compatible modules like "building blocks" according to their needs, e.g., the meta-learning optimization component includes three options: implicit gradient, differentiable proxies, and single-layer approximation. In addition, we provide performance analyses and cases for each component.

2.2 Human-AI Interaction

With the rapid development of artificial intelligence (AI) technology, human-AI interaction systems have been applied in various fields, such as autonomous driving [66, 83] and image design [55, 79]. They not only focus on how to improve the performance of AI systems, but also how to design, optimize, and understand the interaction between humans and AI. Many studies [5, 16, 84] in recent years have explored the way humans perceive and interact with AI. Lin et al. [43] constructed a formative study and found that AI can provide humans with new perspectives and design exploration paths. Lv et al. [46] conducted a case study on human-computer interaction systems and found that human-computer interaction systems accelerated the engineering and application process and

provided engineers with a more convenient exploration path. This study follows this idea and builds a tool to help humans understand and use AI, while also prototyping workflows for new applications or scenarios with the support of AI.

Note that the construction of human-AI interaction systems are still challenging [12, 67, 82, 90], which is widely found in the community. Subramonyam et al. [71] argue that the challenge of using AI as design material is that the properties of AI only appear in a part of the user experience design. Yang et al. [87] found that designers often find it difficult to design with AI because they are uncertain about the capabilities of AI and the complexity of AI outputs. In this work, we provide mechanisms to help designers overcome these challenges, such as providing model performance results in case scenarios and supporting easy inspection and manipulation of AI outputs using real data. In addition, Gmeiner et al. [24] found that the main challenges faced by users when using AI tools for collaborative creation are understanding and operating AI outputs and the difficulty in adapting and compatibility between algorithms. Choe et al. [14] conducted case studies on different classic models and found that the frameworks of different models are very different, and version isolation makes user deployment difficult. Therefore, we standardize and modularize different categories of meta-learning algorithms and integrate them all into the provided online environment, so that users can deploy their own models based on compatible modules. Furthermore, to facilitate users' understanding of meta-learning-related technologies, we provide a large amount of learning materials and literature through formative studies based on the feedback and suggestions of multiple researchers. At the same time, we adopt responsive interactive design, so that users can search for the required information on any device, e.g., laptop computer and mobile devices. As far as we know,

this study is the first that has achieved the standardization, modularization, and integration of the specific field of meta-learning, allowing users to learn and apply models in various scenarios.

3 Formative Study

We conduct a formative study for 50 volunteers, including researchers from different fields, to understand how users try to use AI models in their work while collecting information for building new tools to support creative works based on meta-learning. In this section, we first introduce the procedure and participants of the formative study. Next, we perform requirements analysis and system design based on the feedback and suggestions we received.

3.1 Procedure and Participants

In the formative study, we recruit 50 volunteers, including 23 women and 27 men, aged between 23 and 52. They come from different professional fields, 36 of whom were from the computer field, and the remaining 14 from various fields including interior design, astronomy, medicine, electronics, etc. All participants have more than three years of engineering and scientific research experience and used AI tools or simple neural networks to support the implementation of their research and projects, and 12 of them had more than 10 years of work experience. We first collect the goals that each participant hope to achieve with the meta-learning models and the difficulties they currently encounter based on their one-minute description. Furthermore, we conduct a survey on the needs of "learning" and "application" to clarify the services that participants hope AwesomeMETA+ can provide. After the survey, we collect feedback from the participants, conduct a demand analysis, and summarize the challenges and barriers faced by the current application of meta-learning. Note that after building AwesomeMETA+, we provide participants with a usage portal to evaluate whether it met users' needs.

3.2 Requirements Analysis and System Design

Based on the feedback from the above formative study, we conduct requirements analysis and sort out the functional components of AwesomeMETA+ to meet these needs. Specifically, we first analyze the user profile (Subsection 3.2.1) and applicable scenarios (Subsection 3.2.2), and then design the intended function (Subsection 3.2.3) and acceptance criteria (Subsection 3.2.4) to help us build AwesomeMeta+.

3.2.1 User Profile. AwesomeMeta+ is designed to facilitate learning and applying meta-learning models. The target users include individuals who are interested in or working in the field of meta-learning, as shown in Table 1. The system is specifically divided into the following three groups based on the potential needs of users.

3.2.2 Application Scenarios. Based on the feedback from the formative study above, AwesomeMeta+ needs to include four scenarios to target different user groups and needs. Table 2 describes the users and their needs for each scenario.

3.2.3 Intended Function. We should build a system that makes users able to search for needed literature, deploy models, access learning resources, and transfer tasks across different domains. The

system is designed to be user-friendly and easy to navigate. It provides a range of resources and tutorials to help users learn more about meta-learning and related topics. Meanwhile, due to the isolation between different models, it is necessary to unify various types of meta-learning methods. To achieve this, we abstract meta-learning as a method composed of multiple fundamental modules, such as task construction, meta-learner, base learner, optimizer, and others, while providing selectable implementations for each module. Ultimately, by standardizing and modularizing meta-learning methods and integrating them into the system, users will be able to quickly build meta-learning models for different tasks, akin to assembling building blocks. Table 3 provide the brief illustration of intended functions that the conducted system need have.

3.2.4 Acceptance Criteria. To better meet the needs of users, we need to achieve four goals, i.e., reliability, ease of use, maintainability, and iterative updates. Table 4 provides brief descriptions of these goals.

4 System Development

Awesome-META+ is a meta-learning prototype and learning system that will be made available to a wide range of internet users. It has two forms: web page and installation package. The former is mainly used for online learning, application cases, etc., while the latter is mainly used to build users' own models based on standardized meta-learning modules of system integration. The system comprises nine modules, including "Home", "Tutorials", "Documentation", "Examples", "Papers", "Datasets", "Community", "Changelog", and "GitHub", covering everything that is required for the application of typical meta-learning frameworks. Figure 1 shows the homepage of Awesome-Meta+.

These modules include deployment, usage tutorials, source code, practical examples, as well as academic materials related to meta-learning, such as papers, datasets, blogs, and video tutorials. Additionally, the system features multiple modules for updating logs and community building.

The system's website and code are hosted on GitHub+Vercel, and although the relevant repositories are currently private, they will be made public once the domain formalities are completed.

Users can click on different modules in the menu bar based on their needs, navigate to the corresponding webpages, and complete the relevant operations. Users can also search for models, methods, and practical examples of their interest to enrich the meta-learning research community.

The development and functions of this system consist of:

- **Front-end System**(Section 4.1): built with Python + Django + Material for MkDocs to create a responsive website that is bound to the meta-learning model, deployment, and academic information retrieval functions. The main interface, "Home," provides content and usage instructions for each page, with the design aimed at giving users a clear understanding of meta-learning and making it easy to use the Awesome-META+ system.
- **Algorithms and Deployment** (Section 4.2): code is written and reproduced using Python + Anaconda to build twelve typical frameworks, including those based on machine learning frameworks such as Pytorch/TensorFlow [1, 57], seven

Table 1: User Profile.

No.	Description
Group 1	Scholars or practitioners in the field of meta-learning.
Group 2	Beginners interested in the field of meta-learning.
Group 3	Scholars and industry practitioners in various fields hope to use the meta-learning paradigm to improve framework performance or apply it to landing products.

Table 2: Application Scenarios

Scenario	Target Audience	Requirements
Scenario 1	Group 1/2/3	Users need to configure specific frameworks on their local machines and understand the core technologies and ideas behind the framework's code.
Scenario 2	Group 1	Academic researchers need to conduct comparative experiments on multiple meta-learning frameworks to obtain data or improve the performance of specific tasks.
Scenario 3	Group 2	Individuals who want to understand the current development status of meta-learning, engage in systematic learning, and obtain relevant materials.
Scenario 4	Group 3	Users hope to use meta-learning to complete multiple specific tasks in fields such as reinforcement learning and achieve industrial applications.

benchmarks including CIFAR, and two training methods, distributed and single card. A modular design is used for easy developer rewriting, and online running examples are provided.

- **Information Integration** (Section 4.3): includes information crawling and push based on Python. High citation and click-through papers, "meta-learning" keyword papers from large conferences such as ICLR and ICML, and blogs are crawled, scored, and sorted, and then uploaded to the system.
- **Testing and Deployment** (Section 5): includes both automated and manual testing. Automated testing includes website function testing, access and API response testing, and automated testing of frameworks and algorithms. Deployment is done via GitHub + Vercel for web demo deployment.

4.1 Front-end system

The front-end of Awesome-META+ mainly consists of a user interaction interface, which is developed using Python and Django frameworks [22], as well as Material for MkDocs. We introduce responsive web design and multiple ports required for model deployment to support local deployment and learning of the meta-learning framework. In addition, we provide practical examples for users to perform online training on platforms such as Colab [27]. Figure 2 shows the process of web page interaction.

Django is an open-source web application framework written in Python. With Django, developers can implement a complete website with simple code and further develop a full-featured web service. Django is based on the MVC (Model-View-Controller) design pattern, consisting of three components: Model, View, and Controller. In addition, a URL dispatcher is required to distribute page requests to different Views, which then call the corresponding

Model and Template. Python+Django web development has advantages such as low coupling, fast development, high reusability, and low maintenance costs, making it possible to quickly deploy a website.

To maintain code compatibility and maintainability, while considering the characteristics of the Awesome-META+ system and the time required for the deployment of the meta-learning framework, we choose to use Python for responsive interface development. This enables users to use the system on any mobile or PC interface, improving the system's applicability and ease of use.

4.2 Algorithms and deployment

In order to meet the needs of users as much as possible and achieve the purpose of meta-learning research, we conduct research from the perspectives of framework expansion, standardization, universality, and rapid deployment

Framework Expansion. Before model development, we need to understand the meta-learning process from the perspective of software development and coding. Meta-learning is the process of learning how to learn, which refers to training machine learning algorithms that can automatically adapt to new tasks and environments. The general meta-learning process is as follows:

- 1) Select meta-learning algorithm and model: Choose the appropriate meta-learning algorithm and model, such as gradient-based meta-learning, Bayesian meta-learning, meta-reinforcement learning, etc.
- 2) Select task distribution: Select several tasks from the given task distribution. For example, in image classification tasks, we conduct multiple 5-way 1-shot classification tasks with an adaptive task sampler [81], where 5-way 1-shot means

Table 3: Intended Functions.

Functional point ID	Function Name	Description
Function 1	Search Functionality	Users can locate the desired meta-learning framework, paper, and other related information by using the search bar or navigating through the menu bar, including "Home", "Tutorials", "Documentation", "Examples", "Papers", "Datasets", "Community", "Changelog", and "GitHub". Each module contains multiple sub-search options (e.g., "Changelog" shows version iteration information).
Function 2	Model Deployment	Users can browse the frameworks, models, and datasets provided by the platform on the "Home" page and then locate them according to their needs through four ways: (i) directly entering keywords in the search bar; (ii) clicking to the corresponding framework deployment method on the "Home" page and obtaining specific details from modules such as "Tutorials"; (iii) pull the source code of meta-learning frameworks and deployment details with one click for local testing; and (iv) build their own model by calling standardized modules that integrated into the system.
Function 3	Learning Platform	Users can locate the "Papers", "Datasets", and "Community" modules according to their needs, and obtain resources such as the learning curve of the platform, as well as links to download relevant blogs, monographs, and papers.
Function 4	Multi-Domain Task Transfer	Users can use the "Tutorials", "Documentation", and "Examples" modules to learn about the system's usage instructions and framework information, different domain tasks corresponding to framework details and optimization ideas, and actual cases (such as performance comparison of various frameworks in small-sample image classification using metrics such as ACC, AP, etc.) to locate their desired goals and complete configuration.
Function 5	Feedback	Users can write feedback or suggestions in the feedback section on the system's main page "Home" (which actually redirects to GitHub's issues) for future maintenance or adding new learning materials.

Table 4: Acceptance Criteria.

Goal	Specifics
Reliability	The system's framework has been extensively tested and validated through experiments with ample data. All modules have been tested to ensure their reliability.
Ease of Use	The user interface is simplified to enable users to quickly and accurately find the required information and deploy the framework quickly.
Maintainability	User feedback are promptly addressed, and the system is maintained within one week.
Updates and Iterations	The system is designed to allow developers to quickly iterate and add necessary modules based on the current software ecosystem. A "Changelog" is specifically set up within the system to view product updates and iteration information.

- that the task contains five samples randomly collected from five classes, where 1 sample per class.
- 3) Divide the select data: For all the selected tasks, divide the tasks into a training set and a test set. For each task, divide its data into a support set and a query set.
 - 4) Train the model: For each task in the training set, train the meta-learning model on the support set once to obtain the task-specific model for that task.

- 5) Evaluate the model: Use the query set of that task to evaluate the trained task-specific model and obtain the performance metrics for that task.
- 6) Update the meta-learning model: Use the performance metrics of the tasks in the same batch as the input to update the parameters of the meta-learning model, so that it can better adapt to the learning process of different tasks.
- 7) Obtain the optimal model: Repeat Steps 4-6 above and train until the meta-learning model converges.

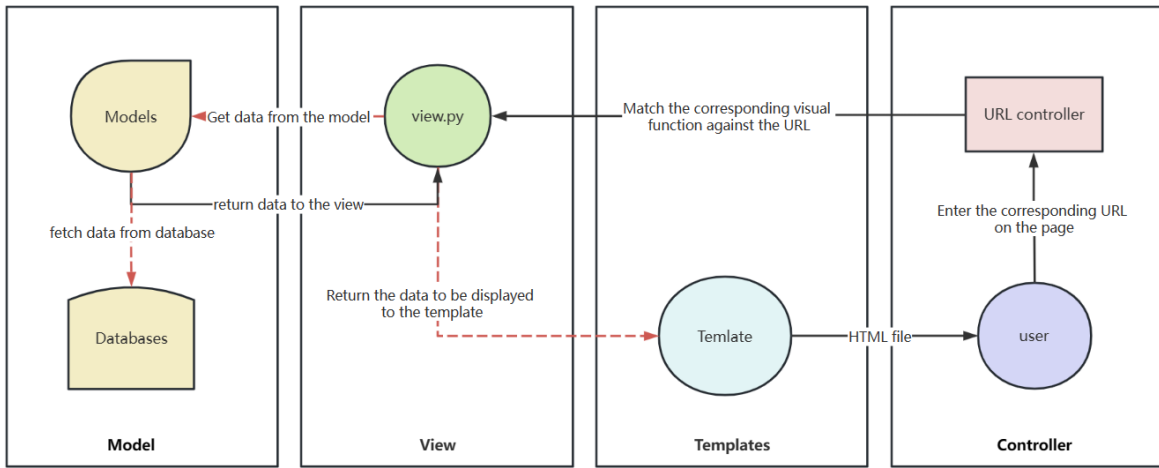


Figure 2: The process of web page interaction.

- 8) Test the model: Use the test set to test the obtained meta-learning model for each task and obtain the final performance. If the model performs well, then it can be used to solve downstream tasks.
- 9) Apply the meta-learning model: For new tasks, use the trained meta-learning model to select the most suitable model and parameters based on the nature and characteristics of the task, and perform learning and prediction accordingly.

The above is the general meta-learning process, and we set up a parameter search module to support the fine-tuning of specific implementations. We replicate and extend 12 meta-learning frameworks, where Figure 3 lists the framework resources provided by the Awesome-META+ system. Taking MAML as an example, this model is a classic work in meta-learning, which uses optimization-based model training rules. During training, each batch consists of randomly sampled N -way K -shot tasks, where N represents the number of classes per task, and K represents the number of samples per class. The samples within each task are split into a support set and a query set. MAML is then trained using a bi-level optimization approach [19, 78]. Specifically, in the inner loop, the model for each task is fine-tuned on the support set using the meta-learning model. In the outer loop, the meta-learning model is updated by learning from the query sets of all training tasks and their corresponding expected models. Consequently, it is widely hypothesized that as training progresses, the meta-learning model will gain more transferable knowledge, leading to improved performance on downstream tasks [64]. This framework is compatible with any model trained by gradient descent and is suitable for various learning problems. In the development of our system, we use MAML as a typical example for multi-dataset scenarios and provide standardized instructions. Additionally, we configure multiple datasets, provide both PyTorch and TensorFlow code formats, support distributed and single-card training, and apply it to multiple scenarios such as reinforcement learning [15, 31, 41], gesture recognition [56, 86],

	Computer Vision	Reinforcement Learning	Optimization	Online
MAML	✓	✓	✓	✓
MetaOptNet	✓	✓		
Reptile	✓	✓		
Prototypical Network	✓	✓	✓	
Relation Network	✓	✓	✓	
ANIL	✓	✓		
Meta-SGD	✓			
Meta Dropout	✓			
MT-net	✓			
ES-MAML	✓	✓		
CNAP	✓			
SNAIL	✓			

Figure 3: The framework resources provided by the Awesome-META+ system (Version 1.0).

and animal detection [75]. All this information and the corresponding learning materials can be found on the responsive web page of AwesomeMeta+.

Standardization. We standardize the reproduced meta-learning framework, including task settings and optimization strategy (e.g., SGD-based second-order derivatives, implicit gradient, differentiable proxies, etc.), achieving deployment with unified settings. We also add these explanations and specific standardization content to the "Documentation" module on the Awesome-META+ system. The list of standardization modules and options is provided in the Appendix.

Listing 1: Code for Dataset Standardization

```

1 dataset (Dataset) - Dataset of data to obtain tasks.
2 task_transforms (list, optional, default=None) - List
  of task transformations.
3 num_tasks (int, optional, default=-1) - Number of
  tasks to generate.
4
5 dataset = awesomemeta.data.MetaDataset(MyDataset())
6 transforms = [
7     awesomemeta.data.transforms.NWays(dataset, n=5),
8     awesomemeta.data.transforms.KShots(dataset, k=1),
9     awesomemeta.data.transforms.LoadData(dataset),
10    awesomemeta.data.transforms.DataSplit(t=7, v=3),]
11 taskset = TaskDataset(dataset, transforms, num_tasks
    =20000)
12 for task in taskset:
13     X, y = task

```

- 1) Dataset standardization: Given any input dataset, the training and test tasks can be easily generated according to users' needs. A set of tasks is created from the given dataset, which accepts a list of task transforms that define the types of tasks to be sampled from the dataset. These tasks are lazily sampled when indexed (or called using the `.sample()` method), and their descriptions are cached for later use. If the number of tasks is set to -1, TaskDataset will not cache task descriptions and will continuously sample new descriptions. In this case, the length of TaskDataset is set to 1. Meanwhile, we supplement the task sampler extension package based on [81] in the second version, allowing users to choose a uniform sampler, low task diversity score sampler, high task diversity score sampler, or adaptive sampler according to their needs.
- 2) Model standardization (using MAML as an example): Taking the optimization-based model of the MAML class as an example, this class wraps any `nn.Module` and expands it using the `clone()` and `adapt()` methods. For the first-order version of MAML (i.e., FOMAML), the `first_order` flag is set to True during initialization. In addition to reproducing the models based on standardization rules, we have also reproduced the performance testing experiments in the paper to ensure the correctness of the reproduction of the twelve frameworks.

Universality. To better meet the needs of users in deploying models, we have rewritten the framework to match multiple datasets, training methods, and multi-tasking capabilities. Additionally, we have made modifications to the training methods and environment versions with consideration for the hardware configurations of future servers and local hardware resources available to users.

- 1) Regarding training methods, the framework includes distributed options (supporting multi-GPU training for hardware configurations such as servers and host machines with multiple graphics cards) as well as single-GPU training (supporting GPU-based hardware systems).
- 2) Regarding environment versions, some frameworks (such as MAML and Prototypical Network) are offered both PyTorch and TensorFlow versions, supporting multiple training formats.

Listing 2: Code for Model Standardization

```

1 model (Module) - Module to be wrapped
2 lr_alpha (float) - Fast adaptation learning rate
3 lr_beta (float) - Meta learner learning rate
4 first_order (bool, optional, default=False) - Whether
  to use the first-order approximation of MAML. (
  FOMAML)
5 allow_unused (bool, optional, default=None) - Whether
  to allow differentiation of unused parameters.
  Defaults to allow_nograd
6 allow_nograd (bool, optional, default=False) - Whether
  to allow adaptation with parameters that have
  requires_grad = False
7
8 linear = awesomemeta.algorithms.optimizationbased.MAML
  (nn.Linear(20, 10), lr_alpha=0.01, lr_beta=0.01)
9 clone = linear.clone()
10 error = loss(clone(X), y)
11 clone.adapt(error)
12 error = loss(clone(X), y)
13 error.backward()

```

Listing 3: Code for Multi-GPU Training

```

1 args.gpu = gpu
2 torch.cuda.set_device(gpu)
3 args.rank = args.node_rank * ngpus + gpu
4 device = torch.device('cuda:%d' % args.gpu)
5
6 if args.dist == 'ddp':
7     dist.init_process_group(
8         backend='nccl',
9         init_method='tcp://%s' % args.dist_address
10        ,
11        world_size=args.world_size,
12        rank=args.rank,
13    )
14
15 n_gpus_total = dist.get_world_size()
16 assert args.batch_size % n_gpus_total == 0
17 args.batch_size //= n_gpus_total
18 if args.rank == 0:
19     print(f'==> {n_gpus_total} GPUs total;
20         batch_size={args.batch_size} per GPU
21         ')
22
23 print(f'==> Proc {dist.get_rank()}/{dist.
24     get_world_size()}@{socket.gethostname()
25     }', flush=True)

```

Rapid Deployment. In order to enable users to quickly deploy the required meta-learning models locally (or online) to meet their application needs, we take the following measures:

- 1) Code encapsulation for on-demand running with only two lines of code: Configuration parameters such as dataset and training method are directly written into the framework, while functional modules are encapsulated by the class. Users can directly select the "Tutorials" module of the Awesome-META+ system, or follow the deployment instructions downloaded locally for training and running. The whole process only involves two statements: environment configuration and the command for using the meta-learning framework.
- 2) Multi-scenario transfer: Experiment examples for multiple scenarios are provided on the "Examples" module of the

Awesome-META+ system, demonstrating the effectiveness and practicality of the main framework.

- 3) Online demo: To facilitate online training, we have attempted to set up a port linked to Colab on the web page. A MAML notebook is provided in Colab, which is a free online system that supports free GPU and can perform a series of operations such as model training.

4.3 Information integration

Another core feature of the Awesome-META+ system is to collect academic information, allowing users to access cutting-edge work in the field of meta-learning, including resources such as journals, conferences, and major reports. The information integration process is shown in the Figure 4. This includes:

- 1) High-quality papers published in recent years: This metric is evaluated based on the impact factor of the journal, the rating of the conference, and the citation count of the paper itself. For example, the meta-learning works in international conferences such as NIPS, ICLR, and ICML are collected and pushed to the learning platform.
- 2) Works in the field of meta-learning: including introductory books for beginners and advanced books for practitioners, works are ranked based on their influence and recommendations from multiple blogs.
- 3) Discussion videos and conference links related to meta-learning: workshops at important conferences, etc.
- 4) Meta-learning-related blogs and videos: Blog resources include domestic websites, e.g., Stackflow. Video resources are mainly from websites, e.g., YouTube.

To achieve comprehensive information collection and summary, we perform the following work and then push the collected data into the system:

- 1) Information is crawled based on keywords for resource web pages and addresses, looking for information related to "meta-learning" and "learn-to-learn"; for works and reports, manual searches are conducted (based on discussions in forums).
- 2) The crawled information is sorted and filtered, including selecting the top 10 papers for each website based on paper citation counts (specifically, the citation count at conferences such as ICLR, oral presentations, and the number of collections on websites such as ResearchGate, based on the influence evaluation indicators provided by these websites) and finally retaining 30 papers; selecting 20 blogs and videos based on the number of likes and views, respectively.
- 3) The filtered information is summarized and uploaded to the system.

Finally, users can access paper information and related materials on the "Home" and "Papers" pages, and download or jump to the content they want to learn.

5 Evaluation and Application

5.1 Testing and Verification

To evaluate the effectiveness of the constructed AwesomeMeta+, we conduct machine-based testing and user studies. The former is used to assess the performance and responsiveness of AwesomeMeta+

when integrated into workflows and applications, while the latter evaluates whether AwesomeMeta+ could improve users' engineering efficiency, aid in understanding meta-learning, and guide future improvements.

Specifically, the machine-based testing includes (i) web testing: function testing based on Playwright + Python for webpages, access and API response testing based on OctaGate SiteTimer, and (ii) model deployment testing: inter-module compatibility testing and response evaluation for given cases. The deployment is based on GitHub + Vercel to deploy the webpage demo (V1.0). Similarly, the user studies are also to evaluate whether AwesomeMeta+ can provide users with the required functions, but it is based on a questionnaire. The questionnaire includes the experience of using each module and the rating, which is provided in the Appendix.

5.1.1 Machine-based Testing. The machine-based testing involves web testing and model deployment testing. Among them, web testing includes two components: testing the navigation and interaction of each interface and function, as well as performance testing for the response. The system provides nine interfaces, including "Home", "Tutorials", "Documentation", "Examples", "Papers", "Datasets", "Community", "Changelog", and "GitHub". Among them, "Tutorials", "Papers", "Datasets", and "Examples" can be linked to the "download" operation. "Tutorials" also involve online deployment, and the most important aspect is the navigation relationship between different interfaces. Therefore, we conduct testing from three core functional perspectives: "System Front-end Web Interaction", "System Framework Integration Testing and Deployment", and "Meta-Learning Information Acquisition". The results are shown in Table 5.

For system front-end web interaction, we chose to use the Python community's Playwright library for web testing. Playwright is a pure automation tool designed specifically for the Python language by Microsoft. It can automatically execute Chromium, Firefox, and WebKit browsers through a single API and can achieve automation functions while supporting headless and headed modes. Moreover, Playwright supports Linux, Mac, and Windows operating systems, making it a very suitable web testing tool for the Awesome-META+ system we want to build.

For integrated framework testing: we design each framework modularly, which can be activated or deactivated according to the needs. The middle of Table 5 shows the corresponding results of each framework from unit testing to functional testing. The unit testing involves the whole project of each model and the standardized modules. The functional testing covers all algorithms provided by the system. Each case includes multiple datasets and tasks, and some cases contain multiple training modes (e.g., distributed and single-card training), and the core algorithms are encapsulated in the form of classes and functions.

For meta-learning information acquisition: we randomly extract 600 data items related to meta-learning, including paper keywords, title entity words, author, and conference information. 60% of the test set is collected from the provided materials, and the remaining 40% was selected from the paper search websites corresponding to the meta-learning-related entries. By inputting the test set data randomly and repeatably, setting different repeat extraction probabilities, and taking 300 times as a group, we calculate the average

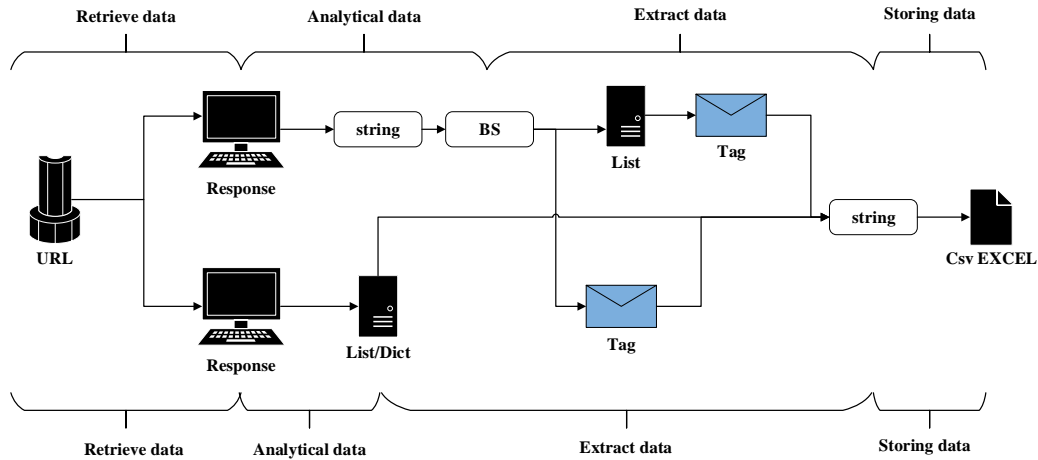


Figure 4: The process of information integration.

Table 5: Machine-based testing and evaluation of Awesome-META+. It shows the results of both automated testing and manual testing, with automated testing further divided into three aspects: (i) front-end web interaction, (ii) framework integration testing, and deployment, and (iii) information acquisition.

Test (%)	Front-end web interaction	Framework integration testing and deployment	Information acquisition
Test 1	99.237	Unit Tests (99.372) Functional Tests (97.832)	100.000
Test 2	99.372	Unit Tests (100.00) Functional Tests (99.382)	99.827
Test 3	99.178	Unit Tests (98.893) Functional Tests (99.478)	98.728
Test 4	99.732	Unit Tests (100.00) Functional Tests (100.00)	99.387
Test 5	100.000	Unit Tests (100.00) Functional Tests (99.974)	100.000
Test 6	98.947	Unit Tests (99.287) Functional Tests (98.237)	98.728
Test 7	99.238	Unit Tests (100.00) Functional Tests (97.473)	100.000
Test 8	100.000	Unit Tests (100.00) Functional Tests (100.00)	100.000
Test 9	100.000	Unit Tests (99.783) Functional Tests (98.478)	100.000
Test 10	99.389	Unit Tests (100.00) Functional Tests (99.783)	99.738

Table 6: The results of user study. The evaluation is divided into three levels: Satisfied/Needs Improvement/Unsatisfied, with user evaluation indicated in bold.

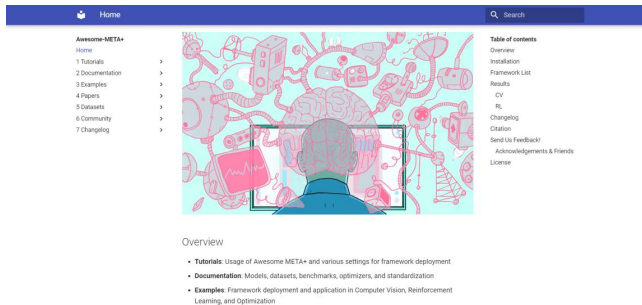
Num of User/Test	User evaluation	Score
User 1	Satisfied /Needs Improvement/Unsatisfied	4.50
User 2	Satisfied/ Needs Improvement /Unsatisfied	4.25
User 3	Satisfied /Needs Improvement/Unsatisfied	4.75
User 4	Satisfied /Needs Improvement/Unsatisfied	5.00
User 5	Satisfied /Needs Improvement/Unsatisfied	4.75

accuracy and response speed for a total of 10 groups to test the meta-learning information acquisition part. The results are shown in the right of Table 5.


5.1.2 *User Study.* To further ensure the effectiveness of system interaction in actual use, we conduct a user study. We provide the testing interface of AwesomeMeta+ to 50 volunteers and collect their feedback through a questionnaire after they have used it for

Table 7: Deployment options and provided computing resources.

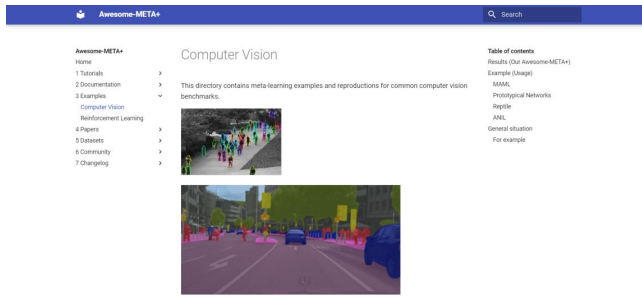
Deployment Plan	Computing Resources
GitHub page+MkDocs	Github hosting
Server+Nginx	Plan 1: RTX3080 Plan 2: 4 TITAN RTX
Server+Parallel Computing	32-core 2.5GHz X86 architecture processor 4 GPU-like accelerator cards (16GB memory) 128GB memory mount shared storage system



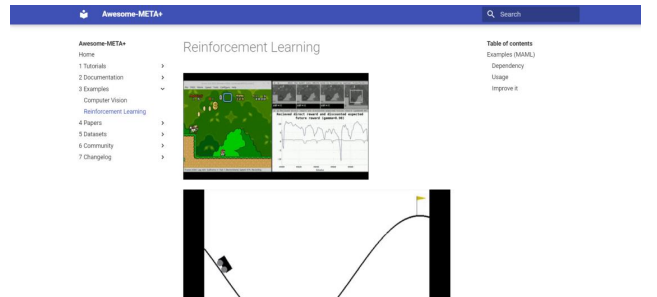
(a) Home




(b) Tutorial



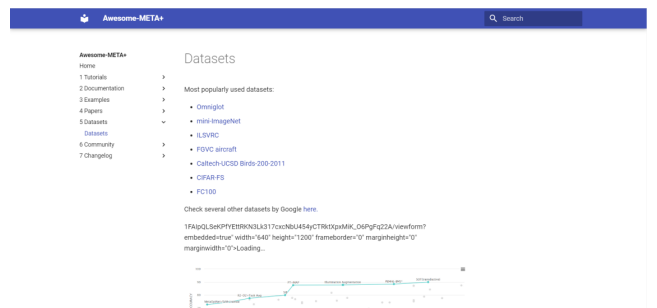
(c) Examples-Computer Vision



(d) Examples-Reinforcement Learning



(e) Datasets



(f) Documentation-CNAP

Figure 5: Examples of Awesome-META+.

one week. Notably, these 50 volunteers are the same as those in the formative study, as described in Section 3. The user study consists of three phases. In each phase, we use a rating system ranging from 1 to 5, where scores of 4.5 and above are classified as "Satisfied," scores between 3.5 and 4.5 as "Needs Improvement," and scores below 3 as "Unsatisfied." Finally, we obtain the overall evaluation of AwesomeMeta+ by collecting the average score across the three phases.

Specifically, in the first phase, to avoid user experience issues caused by webpage errors (such as redirection failures), we manually test the front-end interaction and model deployment processes multiple times. During this process, users search for the required files and materials on their own, and we collect issues encountered during usage. Additionally, we set up error handling and guidance prompts for potential issues like empty form submissions, search failures, and ineffective model download controls, and record whether users can obtain useful information from these prompts. Second, we evaluate the model deployment. We provide five deployment cases, ask users to randomly select two of them for deployment, and then provide feedback on the deployment results, including performance and model effectiveness. Finally, in the third phase, we allow users to set their goals based on their engineering or research scenarios and provide feedback on whether AwesomeMeta+ can support or accelerate their progress. The usage results are collected from the users where part of them are presented in Table 6.

Multiple tests show that users can obtain resource download responses within 50ms without being affected by internet speed; empty form submissions and empty package downloads are not expected to occur; the search function can quickly locate the corresponding module. For model deployment operations, users are able to run the models smoothly on both the server and local machines for training following the deployment instructions.

5.2 Deployment and Maintenance

The web page of AwesomeMeta+ is deployed in two ways: GitHub Pages for the display system and server+nginx for the system usage. The specific deployment schemes and provided computing resources are presented in Table 7.

To ensure the long-term performance of Awesome-META+ and support the research functionalities, we design the system sustainably and reserve interfaces for future updates and iterations. The main work includes: (i) Modularization of functionalities: All frameworks and specific functionalities are designed with modularity, and ports for activation or deactivation are integrated into deployment instructions, making it easy to locate the functional blocks for future modifications and supplements. (ii) Developer-oriented comments are included in the code, and standardized documents and system design schemes are provided for other standardized engineering in different fields. (iii) The integrated frameworks, datasets, optimization packages, and academic materials are all packaged for upload, like building blocks that can be continuously supplemented on the basis of existing resources. With sufficient computing resources, there is no upper limit. (iv) The "Changelog" page of Awesome-META+ provides explanations for version iterations and updates.

5.3 Performance Optimization

The Awesome-META+ system consists of nine major modules, including "Home", "Tutorials", "Documentation", "Examples", "Papers", "Datasets", "Community", "Changelog", and "GitHub". These modules cover all the necessary aspects for applying typical meta-learning frameworks, such as deployment, usage tutorials, source code, and practical cases, as well as providing information on meta-learning academic resources, including papers, datasets, blogs, and video tutorials. Additionally, the system includes multiple modules related to system updates and community building. Figure 5 illustrates the effects of the Awesome-META+ system.

6 Conclusion

This study develops a prototype and learning system, i.e., AwesomeMeta+, to bridge the technical barriers in the field of meta-learning. Through the standardization, modularization, and integration of meta-learning models, as well as the exploration of meta-learning technical routes via formative study, AwesomeMeta+ allows users to flexibly deploy or create models that meet various application needs. The machine-based testing and user studies show that AwesomeMeta+ helps users easily learn, explore, deploy, and apply meta-learning models to accelerate their workflows. Through designing this system, we also aim to provide an example that offers insights for model integration and standardization in other AI fields, promoting the development of HCI in specific research areas.

References

- [1] Martin Abadi, Ashish Agarwal, Paul Barham, Eugene Brevdo, Zhifeng Chen, Craig Citro, Greg S Corrado, Andy Davis, Jeffrey Dean, Matthieu Devin, et al. 2016. Tensorflow: Large-scale machine learning on heterogeneous distributed systems. *arXiv preprint arXiv:1603.04467* (2016).
- [2] David GT Barrett and Benoit Dherin. 2020. Implicit gradient regularization. *arXiv preprint arXiv:2009.11162* (2020).
- [3] Peyman Bateni, Raghav Goyal, Vaden Masrani, Frank Wood, and Leonid Sigal. 2020. Improved few-shot visual classification. In *Proceedings of the IEEE/CVF Conference on Computer Vision and Pattern Recognition*. 14493–14502.
- [4] Nitin Bhatia et al. 2010. Survey of nearest neighbor techniques. *arXiv preprint arXiv:1007.0085* (2010).
- [5] Dhananjay Bisen, Rishabh Shukla, Narendra Rajpoot, Praphull Maurya, Atul Kr Uttam, and Siddhartha kr Arjaria. 2022. Responsive human-computer interaction model based on recognition of facial landmarks using machine learning algorithms. *Multimedia Tools and Applications* 81, 13 (2022), 18011–18031.
- [6] Ondrej Bohdal, Yongxin Yang, and Timothy Hospedales. 2021. Meta-calibration: Learning of model calibration using differentiable expected calibration error. *arXiv preprint arXiv:2106.09613* (2021).
- [7] Matthew Botvinick, Sam Ritter, Jane X Wang, Zeb Kurth-Nelson, Charles Blundell, and Demis Hassabis. 2019. Reinforcement learning, fast and slow. *Trends in cognitive sciences* 23, 5 (2019), 408–422.
- [8] Craig Boutilier, Chih-wei Hsu, Branislav Kveton, Martin Mladenov, Csaba Szepesvari, and Manzil Zaheer. 2020. Differentiable meta-learning of bandit policies. *Advances in Neural Information Processing Systems* 33 (2020), 2122–2134.
- [9] Lijia Chen, Pingping Chen, and Zhijian Lin. 2020. Artificial intelligence in education: A review. *Ieee Access* 8 (2020), 75264–75278.
- [10] Gong Cheng, Chunbo Lang, and Junwei Han. 2022. Holistic prototype activation for few-shot segmentation. *IEEE Transactions on Pattern Analysis and Machine Intelligence* 45, 4 (2022), 4650–4666.
- [11] Zhixiang Chi, Li Gu, Huan Liu, Yang Wang, Yuanhao Yu, and Jin Tang. 2022. MetaFSCIL: a meta-learning approach for few-shot class incremental learning. In *Proceedings of the IEEE/CVF Conference on Computer Vision and Pattern Recognition*. 14166–14175.
- [12] Li-Yuan Chiou, Peng-Kai Hung, Rung-Huei Liang, and Chun-Teng Wang. 2023. Designing with AI: an exploration of co-ideation with image generators. In *Proceedings of the 2023 ACM designing interactive systems conference*. 1941–1954.
- [13] Sang Choe, Sanket Vaibhav Mehta, Hwijee Ahn, Willie Neiswanger, Pengtao Xie, Emma Strubell, and Eric Xing. 2024. Making scalable meta learning practical. *Advances in neural information processing systems* 36 (2024).

- [14] Sang Keun Choe, Willie Neiswanger, Pengtao Xie, and Eric Xing. 2022. Betty: An automatic differentiation library for multilevel optimization. *arXiv preprint arXiv:2207.02849* (2022).
- [15] Peter Dayan and Yael Niv. 2008. Reinforcement learning: the good, the bad and the ugly. *Current opinion in neurobiology* 18, 2 (2008), 185–196.
- [16] Haojie Duan, Ying Sun, Wentao Cheng, Du Jiang, Juntong Yun, Ying Liu, Yibo Liu, and Dalin Zhou. 2021. Gesture recognition based on multi-modal feature weight. *Concurrency and Computation: Practice and Experience* 33, 5 (2021), e5991.
- [17] Yong Feng, Jinglong Chen, Tianci Zhang, Shuilong He, Enyong Xu, and Zitong Zhou. 2022. Semi-supervised meta-learning networks with squeeze-and-excitation attention for few-shot fault diagnosis. *ISA transactions* 120 (2022), 383–401.
- [18] Chelsea Finn, Pieter Abbeel, and Sergey Levine. 2017. Model-agnostic meta-learning for fast adaptation of deep networks. In *International conference on machine learning*. PMLR, 1126–1135.
- [19] Chelsea Finn, Pieter Abbeel, and Sergey Levine. 2017. Model-agnostic meta-learning for fast adaptation of deep networks. In *International conference on machine learning*. PMLR, 1126–1135.
- [20] Chelsea Finn, Aravind Rajeswaran, Sham Kakade, and Sergey Levine. 2019. Online meta-learning. In *International Conference on Machine Learning*. PMLR, 1920–1930.
- [21] Sebastian Flennerhag, Andrei A Rusu, Razvan Pascanu, Francesco Visin, Hujun Yin, and Raia Hadsell. 2019. Meta-learning with warped gradient descent. *arXiv preprint arXiv:1909.00025* (2019).
- [22] Jeff Forcier, Paul Bissex, and Wesley J Chun. 2008. *Python web development with Django*. Addison-Wesley Professional.
- [23] Chen Gao, Yu Zheng, Nian Li, Yinfeng Li, Yingrong Qin, Jinghua Piao, Yuhan Quan, Jianxin Chang, Depeng Jin, Xiangnan He, et al. 2023. A survey of graph neural networks for recommender systems: Challenges, methods, and directions. *ACM Transactions on Recommender Systems* 1, 1 (2023), 1–51.
- [24] Frederic Gmeiner, Humphrey Yang, Lining Yao, Kenneth Holstein, and Nikolas Martelaro. 2023. Exploring challenges and opportunities to support designers in learning to co-create with AI-based manufacturing design tools. In *Proceedings of the 2023 CHI Conference on Human Factors in Computing Systems*. 1–20.
- [25] Erin Grant, Chelsea Finn, Sergey Levine, Trevor Darrell, and Thomas Griffiths. 2018. Recasting gradient-based meta-learning as hierarchical bayes. *arXiv preprint arXiv:1801.08930* (2018).
- [26] Alex Graves, Greg Wayne, and Ivo Danihelka. 2014. Neural turing machines. *arXiv preprint arXiv:1410.5401* (2014).
- [27] Teddy Surya Gunawan, Arselan Ashraf, Bob Subhan Riza, Edy Victor Haryanto, Rika Rosnelli, Mira Kartiwi, and Zuriati Janin. 2020. Development of video-based emotion recognition using deep learning with Google Colab. *TELKOMNIKA (Telecommunication Computing Electronics and Control)* 18, 5 (2020), 2463–2471.
- [28] Kaiming He, Georgia Gkioxari, Piotr Dollár, and Ross Girshick. 2017. Mask r-cnn. In *Proceedings of the IEEE international conference on computer vision*. 2961–2969.
- [29] Timothy Hospedales, Antreas Antoniou, Paul Micaelli, and Amos Storkey. 2021. Meta-learning in neural networks: A survey. *IEEE transactions on pattern analysis and machine intelligence* 44, 9 (2021), 5149–5169.
- [30] Michael I Jordan and Tom M Mitchell. 2015. Machine learning: Trends, perspectives, and prospects. *Science* 349, 6245 (2015), 255–260.
- [31] Leslie Pack Kaelbling, Michael L Littman, and Andrew W Moore. 1996. Reinforcement learning: A survey. *Journal of artificial intelligence research* 4 (1996), 237–285.
- [32] Vivek Kaul, Sarah Enslin, and Seth A Gross. 2020. History of artificial intelligence in medicine. *Gastrointestinal endoscopy* 92, 4 (2020), 807–812.
- [33] Rabindra Khadka, Debesh Jha, Steven Hicks, Vajira Thambawita, Michael A Riegler, Sharib Ali, and Pål Halvorsen. 2022. Meta-learning with implicit gradients in a few-shot setting for medical image segmentation. *Computers in Biology and Medicine* 143 (2022), 105227.
- [34] Gregory Koch, Richard Zemel, Ruslan Salakhutdinov, et al. 2015. Siamese neural networks for one-shot image recognition. In *ICML deep learning workshop*, Vol. 2. Lille.
- [35] Hae Beom Lee, Taewook Nam, Eunho Yang, and Sung Ju Hwang. 2020. Meta Dropout: Learning to Perturb Latent Features for Generalization. In *ICLR*.
- [36] Jaeho Lee, Jihoon Tack, Namhoon Lee, and Jinwoo Shin. 2021. Meta-learning sparse implicit neural representations. *Advances in Neural Information Processing Systems* 34 (2021), 11769–11780.
- [37] Kwonjoon Lee, Subhransu Maji, Avinash Ravichandran, and Stefano Soatto. 2019. Meta-learning with differentiable convex optimization. In *Proceedings of the IEEE/CVF conference on computer vision and pattern recognition*. 10657–10665.
- [38] Yoonho Lee and Seungjin Choi. 2018. Gradient-based meta-learning with learned layerwise metric and subspace. In *International Conference on Machine Learning*. PMLR, 2927–2936.
- [39] Yoonho Lee and Seungjin Choi. 2018. Gradient-Based Meta-Learning with Learned Layerwise Metric and Subspace. In *Proceedings of the 35th International Conference on Machine Learning (Proceedings of Machine Learning Research, Vol. 80)*, Jennifer Dy and Andreas Krause (Eds.). PMLR, 2927–2936. <https://proceedings.mlr.press/v80/lee18a.html>
- [40] Sergey Levine, Aviral Kumar, George Tucker, and Justin Fu. 2020. Offline reinforcement learning: Tutorial, review, and perspectives on open problems. *arXiv preprint arXiv:2005.01643* (2020).
- [41] Yuxi Li. 2017. Deep reinforcement learning: An overview. *arXiv preprint arXiv:1701.07274* (2017).
- [42] Zhenguo Li, Fengwei Zhou, Fei Chen, and Hang Li. 2017. Meta-sgd: Learning to learn quickly for few-shot learning. *arXiv preprint arXiv:1707.09835* (2017).
- [43] David Chuan-En Lin and Nikolas Martelaro. 2024. Jigsaw: Supporting Designers to Prototype Multimodal Applications by Chaining AI Foundation Models. In *Proceedings of the CHI Conference on Human Factors in Computing Systems*. 1–15.
- [44] Chenghao Liu, Zhihao Wang, Doyen Sahoo, Yuan Fang, Kun Zhang, and Steven CH Hoi. 2020. Adaptive task sampling for meta-learning. In *Computer Vision—ECCV 2020: 16th European Conference, Glasgow, UK, August 23–28, 2020, Proceedings, Part XVIII 16*. Springer, 752–769.
- [45] Runze Liu, Fengshuo Bai, Yali Du, and Yaodong Yang. 2022. Meta-reward-net: Implicitly differentiable reward learning for preference-based reinforcement learning. *Advances in Neural Information Processing Systems* 35 (2022), 22270–22284.
- [46] Zhihan Lv, Fabio Poiesi, Qi Dong, Jaime Lloret, and Houbing Song. 2022. Deep learning for intelligent human–computer interaction. *Applied Sciences* 12, 22 (2022), 11457.
- [47] Nikhil Mishra, Mostafa Rohaninejad, Xi Chen, and Pieter Abbeel. 2017. A simple neural attentive meta-learner. *arXiv preprint arXiv:1707.03141* (2017).
- [48] Nikhil Mishra, Mostafa Rohaninejad, Xi Chen, and Pieter Abbeel. 2018. A Simple Neural Attentive Meta-Learner. arXiv:1707.03141 [cs.AI] <https://arxiv.org/abs/1707.03141>
- [49] Vivek Myers and Nikhil Sardana. 2021. Bayesian Meta-Learning Through Variational Gaussian Processes. *arXiv preprint arXiv:2110.11044* (2021).
- [50] Anusha Nagabandi, Ignasi Clavera, Simin Liu, Ronald S Fearing, Pieter Abbeel, Sergey Levine, and Chelsea Finn. 2018. Learning to adapt in dynamic, real-world environments through meta-reinforcement learning. *arXiv preprint arXiv:1803.11347* (2018).
- [51] Alex Nichol, Joshua Achiam, and John Schulman. 2018. On first-order meta-learning algorithms. *arXiv preprint arXiv:1803.02999* (2018).
- [52] Alex Nichol and John Schulman. 2018. Reptile: a scalable metalearning algorithm. *arXiv preprint arXiv:1803.02999* 2, 3 (2018), 4.
- [53] Alex Nichol and John Schulman. 2018. Reptile: a scalable metalearning algorithm. *arXiv preprint arXiv:1803.02999* 2, 3 (2018), 4.
- [54] Alexander Quinn Nichol and Prafulla Dhariwal. 2021. Improved denoising diffusion probabilistic models. In *International conference on machine learning*. PMLR, 8162–8171.
- [55] Zexian Nie, Ying Yu, and Yong Bao. 2023. Application of human–computer interaction system based on machine learning algorithm in artistic visual communication. *Soft Computing* 27, 14 (2023), 10199–10211.
- [56] Munir Oudah, Ali Al-Naji, and Jvaan Chahl. 2020. Hand gesture recognition based on computer vision: a review of techniques. *Journal of Imaging* 6, 8 (2020), 73.
- [57] Adam Paszke, Sam Gross, Francisco Massa, Adam Lerer, James Bradbury, Gregory Chanan, Trevor Killeen, Zeming Lin, Natalia Gimelshein, Luca Antiga, et al. 2019. Pytorch: An imperative style, high-performance deep learning library. *Advances in neural information processing systems* 32 (2019).
- [58] Yonghong Peng, Peter A Flach, Carlos Soares, and Pavel Brazdil. 2002. Improved dataset characterisation for meta-learning. In *Discovery Science: 5th International Conference, DS 2002 Lübeck, Germany, November 24–26, 2002 Proceedings 5*. Springer, 141–152.
- [59] Aniruddh Raghu, Maithra Raghu, Samy Bengio, and Oriol Vinyals. 2019. Rapid learning or feature reuse? towards understanding the effectiveness of maml. *arXiv preprint arXiv:1909.09157* (2019).
- [60] Aniruddh Raghu, Maithra Raghu, Samy Bengio, and Oriol Vinyals. 2019. Rapid learning or feature reuse? towards understanding the effectiveness of maml. *arXiv preprint arXiv:1909.09157* (2019).
- [61] Janarthanan Rajendran, Alex Irpan, and Eric Jang. 2020. Meta-learning requires meta-augmentation. *NeurIPS* (2020).
- [62] Aravind Rajeswaran, Chelsea Finn, Sham M Kakade, and Sergey Levine. 2019. Meta-learning with implicit gradients. *Advances in neural information processing systems* 32 (2019).
- [63] James Requeima, Jonathan Gordon, John Bronskill, Sebastian Nowozin, and Richard E Turner. 2019. Fast and flexible multi-task classification using conditional neural adaptive processes. *Advances in Neural Information Processing Systems* 32 (2019).
- [64] Adriano Rivolli, Luís PF Garcia, Carlos Soares, Joaquin Vanschoren, and André CPLF de Carvalho. 2022. Meta-features for meta-learning. *Knowledge-Based Systems* 240 (2022), 108101.
- [65] Adam Santoro, Sergey Bartunov, Matthew Botvinick, Daan Wierstra, and Timothy Lillicrap. 2016. Meta-learning with memory-augmented neural networks. In *International conference on machine learning*. PMLR, 1842–1850.

- [66] Friederike Schneemann and Irene Gohl. 2016. Analyzing driver-pedestrian interaction at crosswalks: A contribution to autonomous driving in urban environments. In *2016 IEEE intelligent vehicles symposium (IV)*. IEEE, 38–43.
- [67] Yongliang Shen, Kaitao Song, Xu Tan, Dongsheng Li, Weiming Lu, and Yueting Zhuang. 2024. Hugginggpt: Solving ai tasks with chatgpt and its friends in hugging face. *Advances in Neural Information Processing Systems* 36 (2024).
- [68] Jake Snell, Kevin Swersky, and Richard Zemel. 2017. Prototypical networks for few-shot learning. *Advances in neural information processing systems* 30 (2017).
- [69] Jake Snell, Kevin Swersky, and Richard Zemel. 2017. Prototypical networks for few-shot learning. *Advances in neural information processing systems* 30 (2017).
- [70] Xingyou Song, Wenbo Gao, Yuxiang Yang, Krzysztof Choromanski, Aldo Pacchiano, and Yunhao Tang. 2020. ES-MAML: Simple Hessian-Free Meta Learning. arXiv:1910.01215 [cs.LG] <https://arxiv.org/abs/1910.01215>
- [71] Hariharan Subramonyam, Colleen Seifert, and Eytan Adar. 2021. Towards a process model for co-creating AI experiences. In *Proceedings of the 2021 ACM Designing Interactive Systems Conference*. 1529–1543.
- [72] Xian Sun, Bing Wang, Zhirui Wang, Hao Li, Hengchao Li, and Kun Fu. 2021. Research progress on few-shot learning for remote sensing image interpretation. *IEEE Journal of Selected Topics in Applied Earth Observations and Remote Sensing* 14 (2021), 2387–2402.
- [73] Flood Sung, Yongxin Yang, Li Zhang, Tao Xiang, Philip HS Torr, and Timothy M Hospedales. 2018. Learning to compare: Relation network for few-shot learning. In *Proceedings of the IEEE conference on computer vision and pattern recognition*. 1199–1208.
- [74] Flood Sung, Yongxin Yang, Li Zhang, Tao Xiang, Philip HS Torr, and Timothy M Hospedales. 2018. Learning to compare: Relation network for few-shot learning. In *Proceedings of the IEEE conference on computer vision and pattern recognition*. 1199–1208.
- [75] Yonglong Tian, Yue Wang, Dilip Krishnan, Joshua B Tenenbaum, and Phillip Isola. 2020. Rethinking few-shot image classification: a good embedding is all you need?. In *Computer Vision—ECCV 2020: 16th European Conference, Glasgow, UK, August 23–28, 2020, Proceedings, Part XIV 16*. Springer, 266–282.
- [76] Joaquin Vanschoren. 2018. Meta-learning: A survey. *arXiv preprint arXiv:1810.03548* (2018).
- [77] Oriol Vinyals, Charles Blundell, Timothy Lillicrap, Daan Wierstra, et al. 2016. Matching networks for one shot learning. *Advances in neural information processing systems* 29 (2016).
- [78] Haoxiang Wang, Han Zhao, and Bo Li. 2021. Bridging multi-task learning and meta-learning: Towards efficient training and effective adaptation. In *International conference on machine learning*. PMLR, 10991–11002.
- [79] Jingyao Wang, Luntian Mou, Changwen Zheng, and Wen Gao. 2023. CSSL-RHA: Contrastive Self-Supervised Learning for Robust Handwriting Authentication. *arXiv preprint arXiv:2307.11100* (2023).
- [80] Jingyao Wang, Wenwen Qiang, Yi Ren, Zeen Song, Jianqi Zhang, and Changwen Zheng. 2023. Hacking Task Confounder in Meta-Learning. *arXiv preprint arXiv:2312.05771* (2023).
- [81] Jingyao Wang, Wenwen Qiang, Xingzhe Su, Changwen Zheng, Fuchun Sun, and Hui Xiong. 2024. Towards Task Sampler Learning for Meta-Learning. *International Journal of Computer Vision* (2024), 1–31.
- [82] Jingyao Wang, Wenwen Qiang, and Changwen Zheng. 2024. Explicitly Modeling Generality into Self-Supervised Learning. *arXiv preprint arXiv:2405.01053* (2024).
- [83] Wenshuo Wang, Letian Wang, Chengyuan Zhang, Changliu Liu, Lijun Sun, et al. 2022. Social interactions for autonomous driving: A review and perspectives. *Foundations and Trends® in Robotics* 10, 3-4 (2022), 198–376.
- [84] Yu Wang. 2022. Research on the Construction of Human-Computer Interaction System Based on a Machine Learning Algorithm. *Journal of Sensors* 2022, 1 (2022), 3817226.
- [85] Marco A Wiering and Martijn Van Otterlo. 2012. Reinforcement learning. *Adaptation, learning, and optimization* 12, 3 (2012), 729.
- [86] Ying Wu and Thomas S Huang. 1999. Vision-based gesture recognition: A review. *Gesture-Based Communication in Human-Computer Interaction: International GestureWorkshop, GW'99 Gif-sur-Yvette, France, March 17-19, 1999 Proceedings* (1999), 103–115.
- [87] Qian Yang, Aaron Steinfeld, Carolyn Rosé, and John Zimmerman. 2020. Re-examining whether, why, and how human-AI interaction is uniquely difficult to design. In *Proceedings of the 2020 chi conference on human factors in computing systems*. 1–13.
- [88] Caiming Zhang and Yang Lu. 2021. Study on artificial intelligence: The state of the art and future prospects. *Journal of Industrial Information Integration* 23 (2021), 100224.
- [89] Xueting Zhang, Debin Meng, Henry Gouk, and Timothy M Hospedales. 2021. Shallow bayesian meta learning for real-world few-shot recognition. In *Proceedings of the IEEE/CVF International Conference on Computer Vision*. 651–660.
- [90] John Zimmerman, Jodi Forlizzi, and Shelley Evenson. 2007. Research through design as a method for interaction design research in HCI. In *Proceedings of the SIGCHI conference on Human factors in computing systems*. 493–502.

A LIST OF IMPLEMENTED MODELS

Table 8: List of Implemented Models. "S." denotes the model has been with standardization, and "M." denotes modularization.

Class	Model	Input	Tasks	Deployment	S.	M.
<code>awesomemeta.maml()</code>	MAML [19]	image, text, audio, or series	regression, classification, prediction	local, online	✓	✓
<code>awesomemeta.reptile()</code>	Reptile [52]	image, text, audio, or series	regression, classification, prediction	local, online	✓	✓
<code>awesomemeta.protonet()</code>	ProtoNet [68]	image, text, audio, or series	regression, classification, prediction	local, online	✓	✓
<code>awesomemeta.metaoptnet()</code>	MetaOptNet [37]	image, text, audio, or series	regression, classification, prediction	local, online	✓	✓
<code>awesomemeta.relationnet()</code>	RelationNet [74]	image, text, audio, or series	regression, classification, prediction	local, online	✓	✓
<code>awesomemeta.matchingnet()</code>	MatchingNet [77]	image, text, audio, or series	regression, classification, prediction	local, online	✓	✓
<code>awesomemeta.anil()</code>	ANIL [60]	image, or text	regression, classification	local, online	✓	✓
<code>awesomemeta.metasgd()</code>	MetaSGD [42]	image, text, audio, or series	regression, classification, prediction	local, online	✓	✓
<code>awesomemeta.tnet()</code>	T-Net [38]	image, text, audio, or series	regression, classification, prediction	local, online	✓	✓
<code>awesomemeta.metadropout()</code>	Meta Dropout [35]	image, or series	regression, classification	local, online	✓	✓
<code>awesomemeta.mtnet()</code>	MT-Net [39]	image, text, audio, or series	regression, classification, prediction	local, online	✓	✓
<code>awesomemeta.esmaml()</code>	ES-MAML [70]	image, text, audio, or series	regression, classification, prediction	local, online	✓	✓
<code>awesomemeta.cnap()</code>	CNAP [63]	image, text, audio, or series	regression, classification, prediction	local, online	✓	✓
<code>awesomemeta.snail()</code>	SNAIL [48]	image, text, audio, or series	regression, classification, prediction	local, online	✓	✓
<code>awesomemeta.metaaug()</code>	MetaAUG [61]	image, or series	regression, classification, prediction	local	✓	✓
<code>awesomemeta.matecrl()</code>	MetaCRL [80]	image, text, audio, or series	regression, classification	local, online	✓	✓

B LIST OF STANDARDIZED MODULES AND OPTIONS

Table 9: List of Standardized Modules and Options (Version 1.0). Note that the "Module Name" is not directly called in the command line or Python file, but is instead selected within the system to generate the corresponding "bash" file or command. Of course, users can also view the corresponding packages, functions, or classes in the system code for manual deployment.

Standardized Modules	Option	Module Name	Description
Task Construction	Task for regression Task for classification Task for prediction Task for unsupervised learning Task for reinforcement learning	<code>.dataload()+.taskre()</code> <code>.dataload()+.taskcl()</code> <code>.dataload()+.taskpre()</code> <code>+ .tasklabelfree()</code> <code>.taskrein()</code>	First import the data load function, i.e., <code>.dataload()</code> , and then import the functions under different tasks according to the task objectives. Note that <code>.tasklabelfree()</code> can be added to any settings while <code>.taskrein()</code> need to be used independently
Meta Learner	Optimization-based Model-based Metric-based Bayesian-based General-Learner	<code>.metalearnerOp()</code> <code>.metalearnerMo()</code> <code>.metalearnerMe()</code> <code>.metalearnerBaye()</code> <code>.metalearner()</code>	The differences between models of different categories are mainly reflected in the targets they have learned, e.g., model initialization vs. transferable metric space. Users can directly call <code>.metalearner()</code> or use the first four cases to set them.
Base Learner	classification regression / prediction unsupervised reinforcement learning	<code>.baselearner()+.lossce()</code> <code>.baselearner()+.lossmse()</code> <code>.baselearner()+.losscont()</code> <code>.baselearner()+.lossq()</code>	First add backbone parameters and settings for base learner, then add losses.
Backbone (parameter)	Conv-N VGG-16 ResNet-N Transformer-based	<code>backbone = CONVN (N=4,8,..)</code> <code>backbone = VGG16</code> <code>backbone = RESNETN (N=18, 50, 101)</code> <code>backbone = VIT</code>	Add the parameters to the learner class.
Optimization Strategy	Implicit gradient Differentiable proxies Single-level approximation Derivative estimation	<code>.optimizerIG()</code> <code>.optimizerDP()</code> <code>.optimizerSA()</code> <code>.optimizerDE()</code>	First, perform a compatibility test, and then directly call the corresponding optimization method.
Training Method	Serial computing Parallel computing Multi-GPU/CPG Notebook online	<code>.serial()</code> <code>.parallel()</code> <code>add train_gpu = N</code> Click "online" button	First run the "Device Check" button provided by the system to evaluate the components that can be used. Different modules of training methods are introduced in <code>trainingway.py</code> , just directly import them.

C LIST OF LEARNING RESOURCES

Table 10: List of Learning Resources.

Class	Description
Learning Path	Users can find the entire learning path of meta-learning on the provided system platform, including five stages: beginner, consolidation, advanced, practical, and challenge.
Customization	Users can build study plans in the simplified version of the study material planner.
Papers & CODE	Users can search in any interface of the web page or directly locate "papers-paper& CODE" to find classic meta-learning works from 2017 to the present, covering journals such as TPAMI, IJCV, and conferences such as NIPS, ICML, ICLR, and CVPR. All articles are divided by field and provide corresponding codes for practice.
Books	Users can search on any interface of the web page or directly locate "papers-book" to find meta-learning-related books and obtain resources (all have been open-sourced before).
Libraries & Community	Users can search for "Libraries" and "Community" in any web interface or directly locate famous scholars, open source communities, and related databases in the field of meta-learning. The AwesomeMeta+ platform provides jump links, e.g., work lists of related researchers
Blogs	Users can go to "Blogs" to find meta-learning blogs in different countries and languages, which have been checked to ensure quality.
Lectures & Workshops	Meta-learning related conferences, reports, and explanation videos from the past 17 years are all provided on the system platform and users can view them at any time.
Datasets & Leaderboard	Meta-learning related datasets and the model performance on the corresponding datasets are provided on the web page, and users can search for them by themselves. At the same time, in the cases provided by the system, the framework performance and deployment method for the case are listed separately to help users choose.

D USAGE EXAMPLES

Table 11: Use Examples provided by AwesomeMeta+ (Version 1.0). Note that this table only contains some cases, and will continue to add. Meanwhile, AwesomeMeta+ supports user-defined data, but it must be provided in a fixed format.

Applications	Task	Number of Dataset	CODE of example	Performance Analysis	Online Running
Computer Vision	Image Classification	8	✓	✓	✓
	Video Classification	4	✓	✓	✓
	Object Detection	3	✓	✓	✓
	Semantic Segmentation	2	✓	✓	✓
	Pose Prediction	1	✓	✓	✓
Natural Language Processing	Text Classification	4	✓	✓	✓
	Named Entity Recognition	2	✓		
	Part-of-speech Tagging	1	✓	✓	✓
	Machine Translation	3	✓		✓
	Contextual Reasoning	2	✓		
Reinforcement Learning	Games and chess	3	✓	✓	
	Robot control	1	✓	✓	
	Autonomous driving	2	✓		
Multi-Modal	Sentiment Analysis	4	✓	✓	✓
	Cross-modal Retrieval	2	✓		
	Multimodal Classification	5	✓	✓	✓

E QUESTIONNAIRE OF USER STUDY

Table 12: Questionnaire: The Effect of AwesomeMeta+

Questionnaire: The Effect of AwesomeMeta+ (NUM: XX-XX)									
Phase 1: Front-End Interaction and Model Deployment Process Testing					1	2	3	4	5
Questions	User-friendly interface: Is the layout of the system interface intuitive and easy to navigate?								
	Information completeness: Have you successfully found the necessary files and resources?								
	Responsiveness: Is the system's response speed satisfactory after user input operations?								
	Compatibility: Does the system perform consistently across different browsers or devices?								
	Error handling: Does the system effectively identify and handle errors or abnormal situations?								
Search navigation: When encountering any errors, e.g., when the model download control is unresponsive, search fails, etc., are the guidance messages helpful?									
Please describe any other issues or suggestions encountered during this phase:									
Phase 2: Model Deployment Evaluation					1	2	3	4	5
Questions	Deployment complexity: Is the system's model deployment process clear and easy to understand?								
	Deployment time: Is the time required for the system to complete model deployment reasonable?								
	Resource consumption: During the model deployment process, is the system's resource consumption (such as CPU, memory) within an acceptable range?								
	Deployment effect: Does the model performance during deployment meet your expectations?								
	Compatibility check: Can the system identify and resolve compatibility issues between models?								
Rollback function: When the deployment fails, does the system provide a simple rollback option?									
Please describe any other issues or suggestions encountered during this phase:									
Phase 3: User Goal Setting and Feedback					1	2	3	4	5
Questions	Customization: Does the system allow users to flexibly set goals related to their engineering or research background?								
	Deployment Wizard: Does the system allow users to flexibly set goals related to their engineering or research background?								
	Support Documentation: Are the support documents provided by the system helpful in achieving specific goals?								
	Deployment assistance: Is the deployment process smooth in the specific framework and the provided cases? Is the provided guidance clear?								
	Problem Diagnosis: Can the system effectively diagnose and provide feedback on problems that may arise in the process of setting goals for users?								
	Progress Tracking: Does the system provide effective progress tracking tools to help users monitor the progress of goal achievement?								
Please describe any other issues or suggestions encountered during this phase:									
Overall System Evaluation					1	2	3	4	5
Questions	Learning curve: Is the process of learning and using the system easy to understand?								
	Stability: Does the system show sufficient stability during use to avoid frequent crashes?								
	System effectiveness: Can you quickly deploy your own model from the system to meet application needs and achieve the expected goals?								
	Support and service: Is the customer support or technical support provided by the system timely and helpful?								
Upgrade and maintenance: Can the system update and maintenance respond to user needs and solve problems in a timely manner?									
Please rate your overall experience with AwesomeMeta+:									