

Solving the 2-MAXSAT Problem in Polynomial Time: A Proof of $P = NP$

Yangjun Chen*

Abstract—By the MAXSAT problem, we are given a set V of m variables and a collection C of n clauses over V . We will seek a truth assignment to maximize the number of satisfied clauses. This problem is NP -hard even for its restricted version, the 2-MAXSAT problem by which every clause contains at most 2 literals. In this paper, we discuss a polynomial time algorithm to solve this problem. Its time complexity is bounded by $O(n^2m^3)$. Hence, we provide a proof of $P = NP$.

Index Terms—satisfiability problem, maximum satisfiability problem, NP -hard, NP -complete, conjunctive normal form, disjunctive normal form.

I. INTRODUCTION

THE satisfiability problem is perhaps one of the most well-studied problems that arise in many areas of discrete optimization, such as artificial intelligence, mathematical logic, and combinatorial optimization, to just name a few. Given a set V of Boolean (*true/false*) variables and a collection C of clauses over V , or say, a logic formula in CNF (Conjunctive Normal Form), the satisfiability problem is to determine if there is a truth assignment that satisfies all clauses in C [1]. The problem is NP -complete even when every clause in C has at most three literals [3]. The maximum satisfiability (MAXSAT) problem is an optimization version of satisfiability that seeks a truth assignment to maximize the number of satisfied clauses [5]. This problem is NP -hard even for its restricted version, the so-called 2-MAXSAT problem, by which every clause in C has at most two literals [4]. Its application can be seen in an extensive bibliography [2], [4], [7]–[11], [14].

Over the past several decades, a lot of research on the MAXSAT has been conducted. Almost all of them are the approximation methods [6], [12], [13], such as $(1-1/e)$ -approximation, $3/4$ -approximation [13], as well as the method based on the integer linear programming.

In this paper, we discuss a polynomial time algorithm to solve the 2-MAXSAT problem. Its time complexity is bounded by $O(n^2m^3)$, where n and m are the numbers of clauses and the number of variables in C , respectively. Thus, our algorithm is in fact a proof of $P = NP$.

The main idea behind our algorithm can be summarized as follows.

*Y. Chen is with the Department of Applied Computer Science, University of Winnipeg, Manitoba, Canada, R3B 2E9.
E-mail: see <http://www.uwinnipeg.ca/~ychen2>

The article is a modification and extension of a conference paper: Y. Chen, The 2-MAXSAT Problem Can Be Solved in Polynomial Time, in Proc. CSCI2022, IEEE, Las Vegas, USA, pp. 473-480.

- 1) Given a collection C of n clauses over a set of variables V with each containing at most 2 literals. Construct a formula D over another set of variables U , but in DNF (Disjunctive Normal Form) containing $2n$ conjunctions with each of them having at most 2 literals such that there is a truth assignment for V that satisfies at least $n^* \leq n$ clauses in C if and only if there is a truth assignment for U that satisfies at least n^* conjunctions in D .
- 2) For each D_i in D ($i \in \{1, \dots, 2n\}$), construct a graph, called p^* -graph to represent all those truth assignment σ of variables such that under σ D_i evaluates to *true*.
- 3) Organize the p^* -graphs for all D_i 's into a trie-like graph G . Searching G bottom up, we can find a maximum subset of satisfied conjunctions in polynomial time.

The organization of the rest of this paper is as follow. First, in Section II, we restate the definition of the 2-MAXSAT problem and show how to reduce it to a problem that seeks a truth assignment to maximize the number of satisfied conjunctions in a formula in DNF . Then, we discuss our algorithm in Section III. Next, in Section IV, we analyze the time complexity of the algorithm. Finally, a short conclusion is set forth in Section V.

II. 2-MAXSAT PROBLEM

We will deal solely with Boolean variables (that is, those which are either *true* or *false*), which we will denote by c_1, c_2 , etc. A literal is defined as either a variable or the negation of a variable (e.g., $c_7, \neg c_{11}$ are literals). A literal $\neg c_i$ is *true* if the variable c_i is *false*. A clause is defined as the OR of some literals, written as $(l_1 \vee l_2 \vee \dots \vee l_k)$ for some k , where each l_i ($1 \leq i \leq k$) is a literal, as illustrated in $\neg c_1 \vee c_{11}$. We say that a Boolean formula is in conjunctive normal form (CNF) if it is presented as an AND of clauses: $C_1 \wedge \dots \wedge C_n$ ($n \geq 1$). For example, $(\neg c_1 \vee c_7 \vee \neg c_{11}) \wedge (c_5 \vee \neg c_2 \vee \neg c_3)$ is in CNF . In addition, a disjunctive normal form (DNF) is an OR of conjunctions: $D_1 \vee D_2 \vee \dots \vee D_m$ ($m \geq 1$). For instance, $(c_1 \wedge c_2) \vee (\neg c_1 \wedge c_{11})$ is in DNF .

Finally, the MAXSAT problem is to find an assignment to the variables of a Boolean formula in CNF such that the maximum number of clauses are set to *true*, or are satisfied. Formally:

2-MAXSAT

- Instance: A finite set V of variables, a Boolean formula $C = C_1 \wedge \dots \wedge C_n$ in CNF over V such that each C_i has $0 < |C_i| \leq 2$ literals ($i = 1, \dots, n$), and a positive integer $n^* \leq n$.

- Question: Is there a truth assignment for V that satisfies at least n^* clauses?

In terms of [4], 2-MAXSAT is NP -complete.

To find a truth assignment σ such that the number of clauses set to *true* is maximized under σ , we can try all the possible assignments, and count the satisfied clauses as discussed in [10]. We may also use a heuristic method to find an approximate solution to the problem as described in [5].

In this paper, we propose a quite different method, by which for $C = C_1 \wedge \dots \wedge C_n$, we will consider another formula D in DNF constructed as follows.

Let $C_i = c_{i1} \vee c_{i2}$ be a clause in C , where c_{i1} and c_{i2} denote either variables in V or their negations. For C_i , define a variable x_i . and a pair of conjunctions: D_{i1}, D_{i2} , where

$$\begin{aligned} D_{i1} &= c_{i1} \wedge x_i, \\ D_{i2} &= c_{i2} \wedge \neg x_i. \end{aligned}$$

Let $D = D_{11} \vee D_{12} \vee D_{21} \vee D_{22} \vee \dots \vee D_{n1} \vee D_{n2}$. Then, given an instance of the 2-MAXSAT problem defined over a variable set V and a collection C of n clauses, we can construct a logic formula D in DNF over the set $V \cup X$ in polynomial time. D has $m = 2n$ conjunctions.

Concerning the relationship of C and D , we have the following proposition, in which $X = \{x_i | i = 1, \dots, n\}$.

Proposition 1. *Let C and D be a formula in CNF and a formula in DNF defined above, respectively. No less than n^* clauses in C can be satisfied by a truth assignment for V if and only if no less than n^* conjunctions in D can be satisfied by some truth assignment for $V \cup X$.*

Proof. Consider every pair of conjunctions in D : $D_{i1} = c_{i1} \wedge x_i$ and $D_{i2} = c_{i2} \wedge \neg x_i$ ($i \in \{1, \dots, n\}$). Clearly, under any truth assignment for the variables in $V \cup X$, at most one of D_{i1} and D_{i2} can be satisfied. If $x_i = \text{true}$, we have $D_{i1} = c_{i1}$ and $D_{i2} = \text{false}$. If $x_i = \text{false}$, we have $D_{i2} = c_{i2}$ and $D_{i1} = \text{false}$.

" \Rightarrow " Suppose there exists a truth assignment σ for C that satisfies $p \geq n^*$ clauses in C . Without loss of generality, assume that the p clauses are C_1, C_2, \dots, C_p .

Then, we can find a truth assignment $\tilde{\sigma}$ for D , satisfying the following condition:

For each $C_j = c_{j1} \vee c_{j2}$ ($j = 1, \dots, p$), if c_{j1} is *true* and c_{j2} is *false* under σ , (1) set both c_{j1} and x_j to *true* for $\tilde{\sigma}$. If c_{j1} is *false* and c_{j2} is *true* under σ , (2) set c_{j2} to *true*, but x_j to *false* for $\tilde{\sigma}$. If both c_{j1} and c_{j2} are *true*, do (1) or (2) arbitrarily.

Obviously, we have at least n^* conjunctions in D satisfied under $\tilde{\sigma}$.

" \Leftarrow " We now suppose that a truth assignment $\tilde{\sigma}$ for D with $q \geq n^*$ conjunctions in D satisfied. Again, assume that those q conjunctions are $D_{1b_1}, D_{2b_2}, \dots, D_{qb_q}$, where each b_j ($j = 1, \dots, q$) is 1 or 2.

Then, we can find a truth assignment σ for C , satisfying the following condition:

For each D_{jb_j} ($j = 1, \dots, q$), if $b_j = 1$, set c_{j1} to *true* for σ ; if $b_j = 2$, set c_{j2} to *true* for σ .

Clearly, under σ , we have at least n^* clauses in C satisfied. The above discussion shows that the proposition holds. \square

As an example, consider the following logic formula in CNF :

$$\begin{aligned} C &= C_1 \wedge C_2 \wedge C_3 \\ &= (c_1 \vee c_2) \wedge (c_2 \vee \neg c_3) \wedge (c_3 \vee \neg c_1) \end{aligned} \quad (1)$$

Under the truth assignment $\sigma = \{c_1 = 1, c_2 = 1, c_3 = 1\}$, C evaluates to *true*, i.e., $C_i = 1$ for $i = 1, 2, 3$. Thus, $n^* = 3$.

For C , we will generate another formula D , but in DNF , according to the above discussion:

$$\begin{aligned} D &= D_{11} \vee D_{12} \vee D_{21} \vee D_{22} \vee D_{31} \vee D_{32} \\ &= (c_1 \wedge c_4) \vee (c_2 \wedge \neg c_4) \vee \\ &\quad (c_2 \wedge c_5) \vee (\neg c_3 \wedge \neg c_5) \vee \\ &\quad (c_3 \wedge c_6) \vee (\neg c_1 \wedge \neg c_6). \end{aligned} \quad (2)$$

According to Proposition 1, D should also have at least $n^* = 3$ conjunctions which evaluates to *true* under some truth assignment. In the opposite, if D has at least 3 satisfied conjunctions under a truth assignment, then C should have at least three clauses satisfied by some truth assignment, too. In fact, it can be seen that under the truth assignment $\sigma' = \{c_1 = 1, c_2 = 1, c_3 = 1, c_4 = 1, c_5 = 1, c_6 = 1\}$, D has three satisfied conjunctions: D_{11} , D_{21} , and D_{31} , from which the three satisfied clauses in C can be immediately determined.

In the following, we will discuss a polynomial time algorithm to find a maximum set of satisfied conjunctions in any logic formula in DNF , not only restricted to the case that each conjunction contains up to 2 conjunctions.

III. ALGORITHM DESCRIPTION

In this section, we discuss our algorithm. First, we present the main idea in Section III-A. Then, in Section III-B, the basic algorithm for solving the problem will be described in great detail. We further improve the basic algorithm in Section III-C.

A. Main idea

To develop an efficient algorithm to find a truth assignment that maximizes the number of satisfied conjunctions in formula $D = D_1 \vee \dots \vee D_n$, where each D_i ($i = 1, \dots, n$) is a conjunction, we need to represent each D_i as a variable sequence. For this purpose, we introduce a new notation:

$$(c_j, *) = c_j \vee \neg c_j = \text{true},$$

which will be inserted into D_i to represent any missing variable c_j in D_i . Obviously, the truth value of each D_i remains unchanged.

In this way, the above D can be rewritten as a new formula in DNF as follows:

$$\begin{aligned}
D &= D_1 \vee D_2 \vee D_3 \vee D_4 \vee D_5 \vee D_6 \\
&= (c_1 \wedge (c_2, *) \wedge (c_3, *) \wedge c_4 \wedge (c_5, *) \wedge (c_6, *) \vee \\
&\quad ((c_1, *) \wedge c_2 \wedge (c_3, *) \wedge \neg c_4 \wedge (c_5, *) \wedge (c_6, *) \vee \\
&\quad ((c_1, *) \wedge c_2 \wedge (c_3, *) \wedge (c_4, *) \wedge c_5 \wedge (c_6, *) \vee \\
&\quad ((c_1, *) \wedge (c_2, *) \wedge \neg c_3 \wedge (c_4, *) \wedge \neg c_5 \wedge (c_6, *) \vee \\
&\quad ((c_1, *) \wedge (c_2, *) \wedge c_3 \wedge (c_4, *) \wedge (c_5, *) \wedge c_6) \vee \\
&\quad (\neg c_1 \wedge (c_2, *) \wedge (c_3, *) \wedge (c_4, *) \wedge (c_5, *) \wedge \neg c_6)
\end{aligned} \tag{3}$$

Doing this enables us to represent each D_i as a variable sequence, but with all the negative literals being removed. See Table I for illustration.

First, we pay attention to the variable sequence for D_2 (the second sequence in the second column of Table I), in which the negative literal $\neg c_4$ (in D_2) is eliminated. In the same way, you can check all the other variable sequences.

Now it is easy for us to compute the appearance frequencies of different variables in the variable sequences, by which each $(c, *)$ is counted as a single appearance of c while any negative literals are not considered, as illustrated in Table II, in which we show the appearance frequencies of all the variables in the above D .

According to the variable appearance frequencies, we will impose a global ordering over all variables in D such that the most frequent variables appear first, but with ties broken arbitrarily. For instance, for the D shown above, we can specify a global ordering like this: $c_2 \rightarrow c_3 \rightarrow c_1 \rightarrow c_4 \rightarrow c_5 \rightarrow c_6$.

Following this general ordering, each conjunction D_i in D can be represented as a sorted variable sequence as illustrated in the third column of Table I, where a start symbol $\#$ and an end symbol $\$$ are used for technical convenience. In fact, any ordering of variables works well, based on which a graph representation of assignments can be established. However, ordering variables according to their appearance frequencies can greatly improve the efficiency when searching the trie (to be defined in the next subsection) constructed over all the variable sequences for conjunctions in D .

Later on, by a variable sequence, we always mean a sorted variable sequence. Also, we will use D_i and the variable sequence for D_i interchangeably without causing any confusion.

In addition, for our algorithm, we need to introduce a graph structure to represent all those truth assignments for each D_i ($i = 1, \dots, n$) (called a p^* -graph), under which D_i evaluates to *true*. In the following, however, we first define a simple concept of p -graphs for ease of explanation.

Definition 1. (p -graph) Let $\alpha = c_0 c_1 \dots c_k c_{k+1}$ be an variable sequence representing a D_i in D as described above (with $c_0 = \#$ and $c_{k+1} = \$$). A p -graph over α is a directed graph, in which there is a node for each c_j ($j = 0, \dots, k + 1$); and an edge for (c_j, c_{j+1}) for each $j \in \{0, 1, \dots, k\}$. In addition, there may be an edge from c_j to c_{j+2} for each $j \in \{0, \dots, k - 1\}$ if c_{j+1} is a pair of the form $(c, *)$, where c is a variable name.

In Fig. 1(a), we show such a p -graph for $D_1 = \#. (c_2, *). (c_3, *). c_1. c_4. (c_5, *). (c_6, *). \$$. Beside a main path going through

all the variables in D_1 , there are four off-path edges (edges not on the main path), referred to as *spans*, corresponding to $(c_2, *)$, $(c_3, *)$, $(c_5, *)$, and $(c_6, *)$, respectively. Each span is represented by the sub-path covered by it. For example, we will use the sub-path $\langle v_0, v_1, v_2 \rangle$ (sub-path going three nodes: v_0, v_1, v_2) to stand for the span connecting v_0 and v_2 ; $\langle v_1, v_2, v_3 \rangle$ for the span connecting v_2 and v_3 ; $\langle v_4, v_5, v_6 \rangle$ for the span connecting v_4 and v_6 , and $\langle v_5, v_6, v_7 \rangle$ for the span connecting v_6 and v_7 . By using spans, the meaning of ‘*’s (it is either 0 or 1) is appropriately represented since along a span we can bypass the corresponding variable (then its value is set to 0) while along an edge on the main path we go through the corresponding variable (then its value is set to 1).

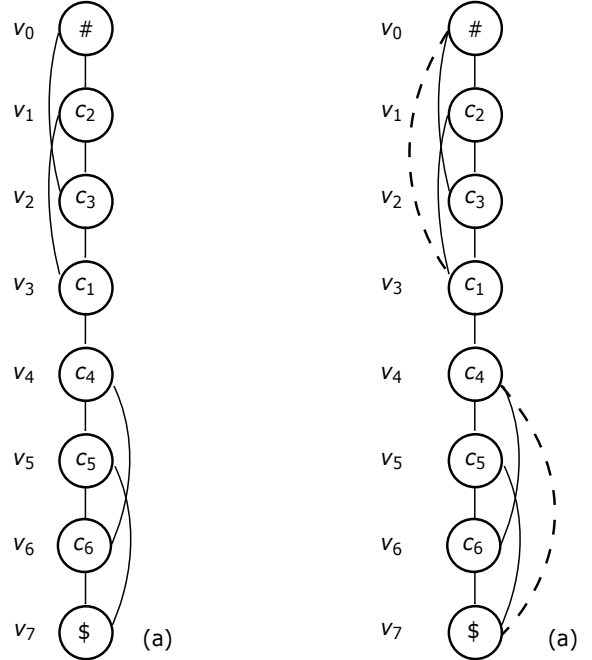


FIG. 1: A p -path and a p^* -path.

In fact, what we want is to represent all those truth assignments for each D_i ($i = 1, \dots, n$) in an efficient way, under which D_i evaluates to *true*. However, p -graphs fail to do so since when we go through from a node v to another node u through a span, u must be selected. If u represents a $(c, *)$ for some variable name c , the meaning of this ‘*’ is not properly rendered.

For this reason, we introduced the concept of p^* -graphs, described as below.

Let $s_1 = \langle v_1, \dots, v_k \rangle$ and $s_2 = \langle u_1, \dots, u_l \rangle$ be two spans attached on a same path. We say, s_1 and s_2 are overlapped, if $u_1 = v_j$ for some $j \in \{1, \dots, k - 1\}$, or if $v_1 = u_{j'}$ for some $j' \in \{1, \dots, l - 1\}$. For example, in Fig. 1(a), $\langle v_0, v_1, v_2 \rangle$ and $\langle v_1, v_2, v_3 \rangle$ are overlapped. $\langle v_4, v_5, v_6 \rangle$ and $\langle v_5, v_6, v_7 \rangle$ are also overlapped.

Here, we notice that if we had one more span, $\langle v_3, v_4, v_5 \rangle$, for example, it would be connected to $\langle v_1, v_2, v_3 \rangle$, but not

TABLE I: Conjunctions represented as sorted variable sequences.

conjunction	variable sequences	sorted variable sequences
D_1	$c_1.(c_2, *).(c_3, *).c_4.(c_5, *).(c_6, *)$	$\#.(c_2, *).(c_3, *).c_1.c_4.(c_5, *).(c_6, *).\$$
D_2	$(c_1, *).c_2.c_3.(c_5, *).(c_6, *)$	$\#.c_2.c_3.(c_1, *).(c_5, *).(c_6, *).\$$
D_3	$(c_1, *).c_2.(c_3, *).c_4.c_5.(c_6, *)$	$\#.c_2.(c_3, *).(c_1, *).c_4.c_5.(c_6, *).\$$
D_4	$(c_1, *).(c_2, *).(c_4, *).(c_6, *)$	$\#.(c_2, *).(c_1, *).(c_4, *).(c_6, *).\$$
D_5	$(c_1, *).(c_2, *).c_3.(c_4, *).(c_5, *).c_6$	$\#.(c_2, *).c_3.(c_1, *).(c_4, *).(c_5, *).c_6.\$$
D_6	$(c_2, *).(c_3, *).(c_4, *).(c_5, *)$	$\#.(c_2, *).(c_3, *).(c_4, *).(c_5, *).\$$

TABLE II: Appearance frequencies of variables.

variables	c_1	c_2	c_3	c_4	c_5	c_6
appearance frequencies	5/6	6/6	5/6	5/6	5/6	5/6

overlapped with $\langle v_1, v_2, v_3 \rangle$. Being aware of this difference is important since the overlapped spans imply the consecutive ‘*’s, just like $\langle v_1, v_1, v_2 \rangle$ and $\langle v_1, v_2, v_3 \rangle$, which correspond to two consecutive ‘*’s: $(c_2, *)$ and $(c_3, *)$. Therefore, the overlapped spans exhibit some kind of *transitivity*. That is, if s_1 and s_2 are two overlapped spans, the $s_1 \cup s_2$ must be a new, but bigger span. Applying this operation to all the spans over a p -path, we will get a ‘*transitive closure*’ of overlapped spans. Based on this observation, we give the following definition.

Definition 2. (p^* -graph) Let P be a p -graph. Let p be its main path and S be the set of all spans over p . Denote by S^* the ‘*transitive closure*’ of S . Then, the p^* -graph with respect to P is the union of p and S^* , denoted as $P^* = p \cup S^*$.

In Fig. 1(b), we show the p^* -graph with respect to the p -graph shown in Fig. 1(a). Concerning p^* -graphs, we have the following lemma.

Lemma 1. Let P^* be a p^* -graph for a conjunction D_i (represented as a variable sequence) in D . Then, each path from $\#$ to $\$$ in P^* represents a truth assignment, under which D_i evaluate to true.

Proof. (1) Corresponding to any truth assignment σ , under which D_i evaluates to true, there is definitely a path from $\#$ to $\$$ in p^* -path. First, we note that under such a truth assignment each variable in a positive literal must be set to 1, but with some ‘*’s set to 1 or 0. Especially, we may have more than one consecutive ‘*’s that are set 0, which are represented by a span that is the union of the corresponding overlapped spans. Therefore, for σ we must have a path representing it.

(2) Each path from $\#$ to $\$$ represents a truth assignment, under which D_i evaluate to true. To see this, we observe that each path consists of several edges on the main path and several spans. Especially, any such path must go through every verable in a positive literal since for each of them there is no span covering it. But each span stands for a ‘*’ or more than one successive ‘*’s. \square

B. Algorithm

To find a truth assignment to maximize the number of satisfied D_j s in D , we will first construct a *trie-like* structure G over D , and then search G bottom-up to find answers.

Let $P_1^*, P_2^*, \dots, P_n^*$ be all the p^* -graphs constructed for all D_j ’s in D , respectively. Let p_j and S_j^* ($j = 1, \dots, n$) be the main path of P_j^* and the transitive closure over its spans, respectively. We will construct G in two steps. In the first step, we will establish a *trie*, denoted as $T = \text{trie}(R)$ over $R = \{p_1, \dots, p_n\}$ as follows.

If $|R| = 0$, $\text{trie}(R)$ is, of course, empty. For $|R| = 1$, $\text{trie}(R)$ is a single node. If $|R| > 1$, R is split into m (possibly empty) subsets R_1, R_2, \dots, R_m so that each R_i ($i = 1, \dots, m$) contains all those sequences with the same first variable name. The tries: $\text{trie}(R_1), \text{trie}(R_2), \dots, \text{trie}(R_m)$ are constructed in the same way except that at the k th step, the splitting of sets is based on the k th variable name (along the global ordering of variables). They are then connected from their respective roots to a single node to create $\text{trie}(R)$.

In Fig. 2, we show the trie constructed for the variable sequences shown in the third column of Table I. In such a trie, special attention should be paid to all the leaf nodes each labeled with $\$$, representing a conjunction (or a subset of conjunctions). Each edge in the trie is referred to as a tree edge.

In the second step, we will add all S_i^* ($i = 1, \dots, n$) to the trie T to construct a trie-like graph G , as illustrated in Fig. 3. This trie-like graph is constructed for all the variable sequences given in Table I, in which each span is associated with a set of numbers used to indicate what variable sequences the span belongs to. For example, the span $\langle v_0, v_1, v_2 \rangle$ (in Fig. 3) is associated with three numbers: 1, 5, 6, indicating that the span belongs to 3 conjunctions: D_1, D_5 , and D_6 . But no numbers are associated with any tree edges.

We will search G bottom-up level by level. First of all, for each leaf node, we will find all its parents. Then, all such parent nodes will be categorized into different groups such that the nodes in the same group will have the same label (variable name), which enables us to recognizes all those conjunctions which can be satisfied by a same assignment efficiently. All the groups containing only a single node will not be further explored. (That is, if a group contains only one node v , the parent of v will not be checked.) Next, all the nodes with more than one node will be explored. We repeat this process until we reach a level at which each group contains only one node. In this way, we will find a set of subgraphs, each rooted at a certain node v , in which the nodes at the same level must be labeled with the same variable name. Then, the path in the trie from the *root* to v and any path from v to a leaf node in the subgraph correspond to an assignment satisfying all the conjunctions labeling a leaf node in it.

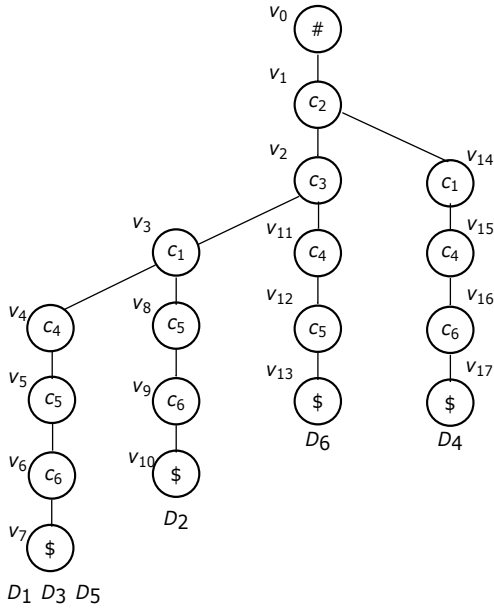


FIG. 2: A trie.

See Fig. 4 for illustration.

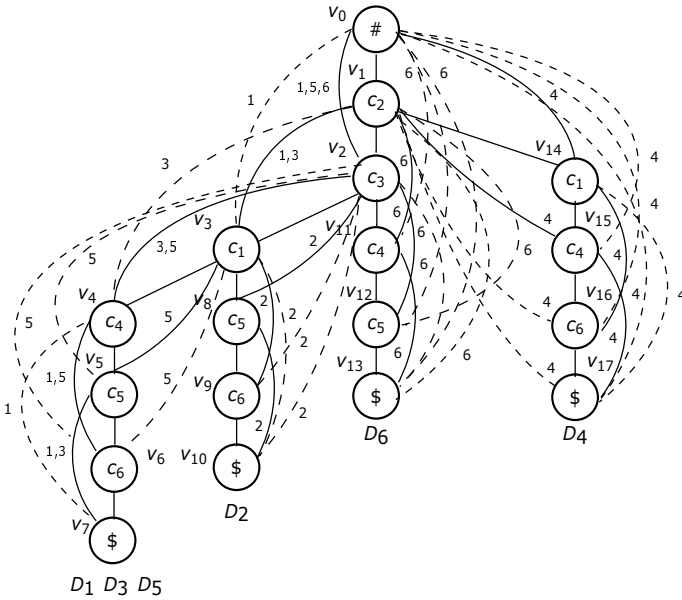


FIG. 3: A trie-like graph G .

In Fig. 4, we show part of the bottom-up process of searching the trie-like graph G shown in Fig. 3.

- step 1: The leaf nodes of G are $v_7, v_{10}, v_{13}, v_{17}$ (see level 1), representing the 6 variable sequences in D shown in Table I, respectively. (Especially, node v_7 alone represents three of them: D_1, D_3, D_5 .) Their parents are all the remaining nodes in G (see level 2 in Fig. 4). Among them, v_6, v_9, v_{16} are all labeled with the same variable name ‘ c_6 ’ and will be put in a group g_1 . The

nodes v_5, v_8 , and v_{15} are labeled with ‘ c_5 ’ and will be put in a second group g_2 . The nodes v_4, v_{11} , and v_{15} are labeled with ‘ c_4 ’ and will be put in the third group g_3 . Finally, the nodes v_3 and v_{14} are labeled with ‘ c_1 ’ and are put in group g_4 . All the other nodes: v_0, v_1, v_2 each are differently labeled and therefore will not be further explored.

- step 2: The parents of the nodes in all groups g_1, g_2, g_3 , and g_4 will be explored. We first check g_1 . The parents of the nodes in g_1 are shown at level 3 in Fig. 4. Among them, the nodes v_5 and v_8 are labeled with ‘ c_5 ’ and will be put in a same group g_{11} ; the nodes v_4 and v_{15} are labeled with ‘ c_4 ’ and put in another group g_{12} ; the nodes v_3 and v_{14} are labeled with ‘ c_1 ’ and put in group g_{13} . Again, all the remaining nodes are differently labeled and will not be further considered. The parents of g_2, g_3 , and g_4 will be handled in a similar way.
- step 3: The parents of the nodes in g_{11}, g_{12}, g_{13} , as well as the parents of the the nodes in any other group whose size is larger than 1 will be checked. The parents of the nodes in g_{11} are v_2, v_3 , and v_4 . They are differently labeled and will not be further explored. However, among the parents of the nodes in group g_{12} , v_4 and v_{15} are labeled with ‘ c_1 ’ and will be put in a group g_{121} . The parents of the nodes in g_{13} are also differently labeled and will not be searched. Again, the parents of all the other groups at level 3 in Fig. 4 will be checked similarly.
- step 4: The parents of the nodes in g_{121} and in any other groups at level 4 in Fig. 4 will be explored. Since the parents of the nodes in g_{121} are differently labeled the whole working process terminates if the parents of the nodes in any other other groups at this level are also differently labeled.

We call the graph illustrated in Fig. 4 a layered representation G' of G . From this, a maximum subset of conjunctions satisfied by a certain truth assignment represented by a subset of variables that are set to 1 (while all the remaining variables are set to 0) can be efficiently calculated. As mentioned above, each node which is the unique node in a group will have no parents. We refer to such a node as a s -root, and the subgraph made up of all nodes reachable from the s -root as a rooted subgraph. For example, the subgraph made up of the blackened nodes in Fig. 4 is one of such subgraphs.

Denote a rooted subgraph rooted at node v by G_v . In G_v , the path labels from v to a leaf node are all the same. Then, any conjunction D_i associated with a leaf node u is satisfied by a same truth assignment σ :

$$\sigma = \{\text{the lables on the path } P \text{ from } v \text{ to } u\} \cup \{\text{the labels on the path from the the root of the whole trie to } v\},$$

if any edge on P is a tree edge or the set of numbers associated with it contains i . We call this condition the *assignment condition*.

For instance, in the rooted subgraph mentioned above (represented by the blackened nodes in Fig. 4), we have two root-to-leaf paths: $v_1 \xrightarrow{6} v_{11} \xrightarrow{6} v_{13}$, $v_1 \xrightarrow{4} v_{15} \xrightarrow{4} v_{17}$, with the same

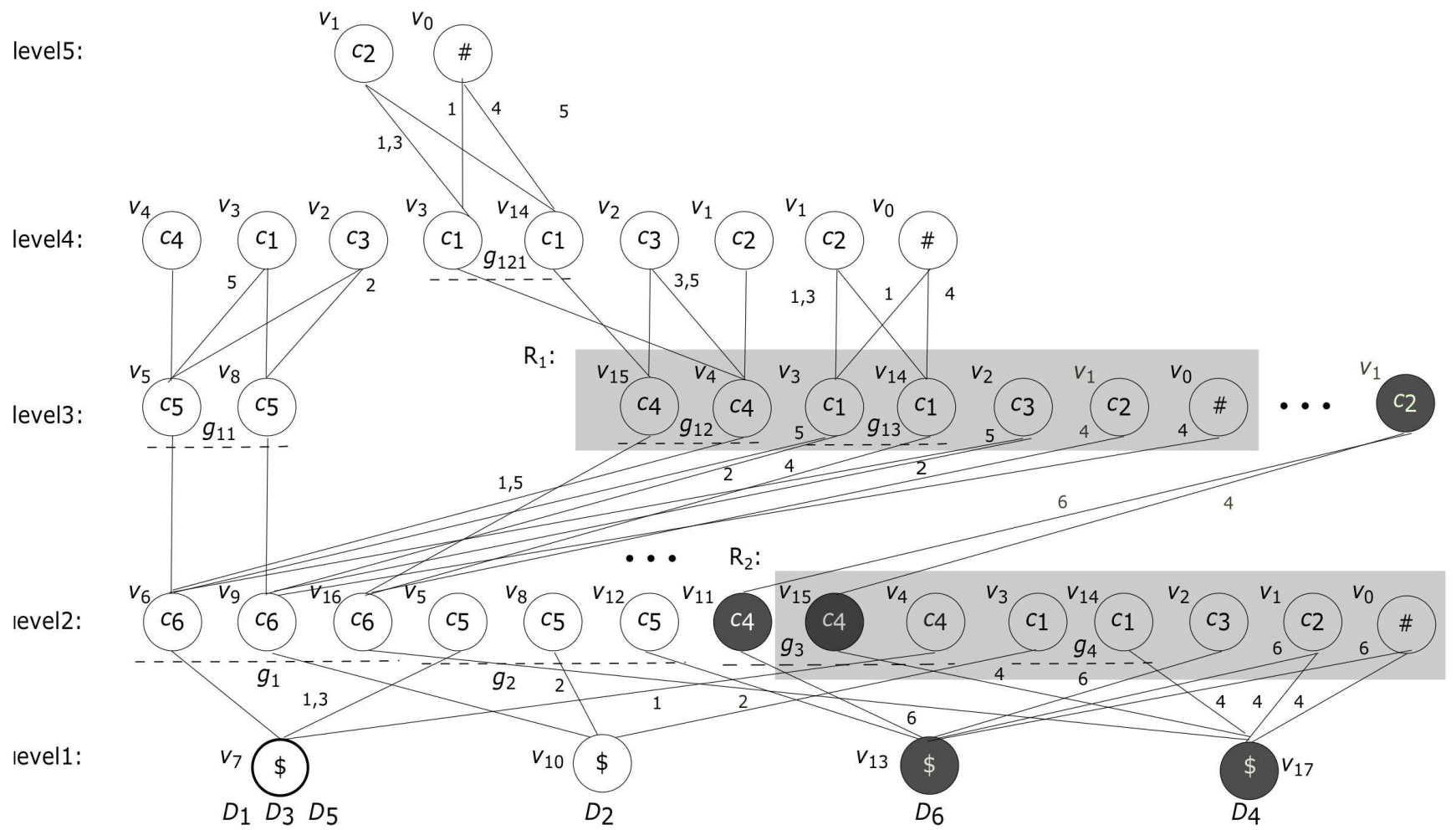


Fig. 4: Illustration for the layered representation G' of G

path label; and both satisfy the *assignment condition*. Then, this rooted subgraph represents a subset: $\{D_4, c_6\}$, which are satisfied by a truth assignment: $\{c_2, c_4\} \cup \{c_2\} = \{c_2, c_4\}$ (i.e., $\{c_2 = 1, c_4 = 1, c_1 = 0, c_3 = 0, c_5 = 0, c_6 = 0\}$)

Now we consider the node v_4 at level 4 in Fig. 4. The rooted subgraph rooted at it contains only one path $v_4 \rightarrow v_5 \rightarrow v_6$, where each edge is a tree edge and v_6 represents $\{D_1, D_3, c_5\}$. This path corresponds to a truth assignment $\sigma = \{c_4, c_5, c_6\} \cup \{c_1, c_2, c_3\} = \{c_1, c_2, c_3, c_4, c_5, c_6\}$ (i.e., $\sigma = \{c_1 = 1, c_2 = 1, c_3 = 1, c_4 = 1, c_5 = 1, c_6 = 1\}$), showing that under σ : D_1, D_3, D_5 evaluate to *true*, which are in fact a maximum subset of satisfied conjunctions in D . From this, we can deduce that in the formula C we must also have a maximum set of three satisfied clauses. Also, according to σ , we can quickly find those three satisfied clauses in C .

In terms of the above discussion, we give the following algorithm. In the algorithm, a *stack* S is used to explore G to form the layered graph G' . In S , each entry is a subset of nodes labeled with a same variable name.

Algorithm 1: SEARCH(G)

Input : a trie-like graph G .
Output: a largest subset of conjunctions satisfying a certain truth assignment.

- 1 $G' := \{\text{all leaf nodes of } G\}$; $g := \{\text{all leaf nodes of } G'\}$;
- 2 push(S, g); (* find the layered graph G' of G *)
- 3 **while** S is not empty **do**
- 4 $g := \text{pop}(S)$;
- 5 find the parents of each node in g ; add them to G' ;
- 6 divide all such parent nodes into several groups:
 g_1, g_2, \dots, g_k such that all the nodes in a group with the same label;
- 7 **for each** $j \in \{1, \dots, k\}$ **do**
- 8 **if** $|g_j| > 1$ **then**
- 9 push(S, g_j);
- 10 **return** $\text{findSubset}(G')$;

Algorithm 2: findSubset(G')

Input : a layered graph G' .
Output: a largest subset of conjunctions satisfying a certain truth assignment.

- 1 $(u, s, f) := (\text{null}, 0, \Phi)$; (* find a truth assignment satisfying a maximum subset of conjunctions. Φ represents an *empty set*.*)
- 2 **for each rooted subgraph** G_v **do**
- 3 determine the subset D' of satisfied conjunctions in G_v ;
- 4 **if** $|D'| > s$ **then**
- 5 $u := v$; $s := |D'|$; $f := D'$;
- 6 **return** (u, s, f) ;

The algorithm can be divided into two parts. In the first part (lines 2 - 12), we will find the layered representation G' of G . In the second part (line 13), we call subprocedure *findSubset*(G'), by which we check all the rooted subgraphs to find a truth assignment such that the satisfied conjunctions are maximized. This is represented by a triplet (u, s, f) , corresponding to a rooted subgraph G_u rooted at u in G' . Then, the variable names represented by the path from the root of the whole trie to u and the variable names represented by any path in G' make up a truth assignment that satisfies a maximal subset of conjunctions stored in f , whose size is s .

Concerning the correctness of the algorithm, we have the following proposition.

Proposition 2. *Let D be a formula in DNF. Let G be a trie-like graph created for D . Then, the result produced by SEARCH(G) must be a truth assignment satisfying a maximum subset of conjunctions in D .*

Proof. By the execution of SEARCH(G), we will first generate the layered representation G' of G . Then, all the rooted subgraphs in G' will be checked. By each of them, we will find a truth assignment satisfying a subset of conjunctions, which will be compared with the largest subset of conjunctions found up to now. Only the larger between them is kept. Therefore, the result produced by SEARCH(G) must be correct. \square

C. Improvements

The working process of constructing the layered representation G' of G does a lot of redundant work, but can be easily removed. For example, in Fig. 4, all the nodes enclosed in the rectangle R_1 at level 3 are identical to the nodes within the rectangle R_2 at level 2. Thus, the parents of the nodes in R_2 needn't be explored. Instead, we can simply add links connecting the parents of the nodes in R_1 to the nodes in R_2 to keep information not lost (see dashed edges in Fig. 4 for illustration). However, to facilitate the recognition of truth assignments for the corresponding satisfied conjunctions, each edge should be now associated with an extra group number. That is, when we explore the parents v of the nodes u from a certain group g , the edges $v \rightarrow u$ should be marked with g , besides the numbers associated with them to indicate what conjunctions they belong to. In this way, a rooted graphs now does not represent only a single subset of conjunctions satisfied by a certain truth assignment, but more than one subsets of conjunctions each satisfied by a different truth assignment. We can use the group numbers associated with edges to make such a recognition of different subsets. Obviously, in this way, the number of nodes at each level becomes bounded by $O(nm)$.

In the following, we discuss a more efficient way to recognize different subsets of conjunctions, by which we will use a *hash*-like function to map each path label to a single value. Then, according to different values associated with leaf nodes in a rooted subgraph, different subsets of conjunctions can be quickly recognized.

In practice, we can use an integer as a variable name. But we can also use a string made up of the symbols out of a certain

rooted subgraphs. Since each level in the layered representation G' of G has at most $O(nm)$ nodes, we have $O(nm^2)$ nodes in G' in total. In addition, the number of edges in each rooted subgraph is bounded by $O(nm)$, the cost of this part of computation is bounded by $O(n^2m^3)$.

Thus, we have the following proposition

Proposition 3. *The total running time of our algorithm is bounded by*

$$\begin{aligned} \sum_{i=1}^4 \tau_i &= O(nm) + (O(nm \log m) + O(nm^2) + O(n^2m^3)) \\ &= O(n^2m^3) \end{aligned}$$

V. CONCLUSIONS

In this paper, we have presented a new method to solve the 2-MAXSAT problem. The time complexity of the algorithm is bounded by $O(n^2m^3)$, where n and m are the numbers of clauses and variables of a logic formula C (over a set V of variables) in CNF , respectively. The main idea behind this is to construct a different formula D (over a set U of variables) in DNF , according to C , with the property that for a given integer $n^* \leq n$ C has at least n^* clauses satisfied by a truth assignment for V if and only if D has least n^* conjunctions satisfied by a truth assignment for U . To find a truth assignment that maximizes the number of satisfied conjunctions in D , a graph structure, called p^* -graph, is introduced to represent each conjunction in D . In this way, all the conjunctions in D can be represented as a trie-like graph. Searching G bottom-up, we can find the answer very efficiently. Since the 2-MAXSAT is NP -complete, our algorithm is in fact a proof of $P = NP$.

REFERENCES

- [1] S. A. Cook, *The complexity of theorem-proving procedures*, in: Proc. of the 3rd Annual ACM Symposium on the Theory of Computing, 1971, pp. 151-158.
- [2] Y. Djenouri, Z. Habbas, D. Djenouri, *Data Mining-Based Decomposition for Solving the MAXSAT Problem: Toward a New Approach*, IEEE Intelligent Systems, Vol. No. 4, 2017, pp. 48-58.
- [3] Y. Even, A. Itai, and A. Shamir, *On the complexity of timetable and multicommodity flow problems*, SIAM J. Comput., 5 (1976), pp. 691-703.
- [4] M. R. Garey, D. S. Johnson, and L. Stockmeyer, *Some simplified NP-complete graph problems*, Theoret. Comput. Sci., (1976), pp. 237-267.
- [5] M.S. Johnson, *Approximation Algorithm for Combinatorial Problems*, J. Computer System Sci., 9(1974), pp. 256-278.
- [6] M. Krentel, *The Complexity of Optimization Problems*, J. Computer and System Sci., 36(1988), pp. 490-509.
- [7] R. Kohli, R. Krishnamurti, and P. Mirchandani, *The Minimum Satisfiability Problem*, SIAM J. Discrete Math., Vol. 7, No. 2, June 1994, pp. 275-283.
- [8] A. Kügel, *Natural Max-SAT Encoding of Min-SAT*, in: Proc. of the Learning and Intelligence Optimization Conf., LION 6, Paris, France, 2012.
- [9] C.M. Li, Z. Zhu, F. Manyà and L. Simon, *Exact MINSAT Solving*, in: Proc. of 13th Intl. Conf. Theory and Application of Satisfiability Testing, Edinburgh, UK, 2010, PP. 363-368.
- [10] C.M. Li, Z. Zhu, F. Manyà and L. Simon, *Optimizing with minimum satisfiability*, Artificial Intelligence, 190 (2012) 32-44.
- [11] A. Richard, *A graph-theoretic definition of a sociometric clique*, J. Mathematical Sociology, 3(1), 1974, pp. 113-126.
- [12] C. Papadimitriou, *Computational Complexity*, Addison-Wesley, 1994.
- [13] V. Vazirani, *Approximation Algorithms*, Springer Verlag, 2001.
- [14] H. Zhang, H. Shen, and F. Manyà, *Exact Algorithms for MAX-SAT*, Electronic Notes in Theoretical Computer Science 86(1):190-203, May 2003.

This figure "fig1.png" is available in "png" format from:

<http://arxiv.org/ps/2304.12517v4>