

Spikingformer: Spike-driven Residual Learning for Transformer-based Spiking Neural Network

Chenlin Zhou¹, Liutao Yu¹, Zhaokun Zhou^{1,2}, Han Zhang^{1,3}, Zhengyu Ma^{1*}, Huihui Zhou¹,
Yonghong Tian^{1,2}

¹Peng Cheng Laboratory, Shenzhen 518055, China

²Department of Computer Science and Technology, Peking University

³Department of Computer Science and Technology, Harbin Institute of Technology

Abstract

Spiking neural networks (SNNs) offer a promising energy-efficient alternative to artificial neural networks, due to their event-driven spiking computation. However, state-of-the-art deep SNNs (including Spikformer and SEW ResNet) suffer from non-spike computations (integer-float multiplications) caused by the structure of their residual connection. These non-spike computations increase SNNs' power consumption and make them unsuitable for deployment on mainstream neuromorphic hardware, which only supports spike operations. In this paper, we propose a hardware-friendly spike-driven residual learning architecture for SNNs to avoid non-spike computations. Based on this residual design, we develop Spikingformer, a pure transformer-based spiking neural network. We evaluate Spikingformer on ImageNet, CIFAR10, CIFAR100, CIFAR10-DVS and DVS128 Gesture datasets, and demonstrated that Spikingformer outperforms the state-of-the-art in directly trained pure SNNs as a novel advanced backbone (74.79% top-1 accuracy on ImageNet, + 1.41% compared with Spikformer). Furthermore, our experiments verify that Spikingformer effectively avoids non-spike computations and reduces energy consumption by 60.34% compared with Spikformer on ImageNet. To our best knowledge, this is the first time that a pure event-driven transformer-based SNN has been developed.

1 Introduction

Being regarded as the third generation of neural network [34], the brain-inspired Spiking Neural Networks (SNNs) are potential competitors to Artificial Neural Networks (ANNs) for their high biological plausibility, event-driven property and low power consumption on neuromorphic hardware [42]. In particular, the utilization of binary spike signals allows SNNs to adopt low-power accumulation (AC) instead of the traditional high-power multiply-accumulation (MAC), leading to significant energy efficiency gains and making SNNs increasingly popular [5].

As SNNs get deeper, their performance has been significantly improved [16, 11, 59, 18, 60, 33, 62]. ResNet with skipping connection has been extensively studied to extend the depth of SNNs [11, 60]. Recently, SEW ResNet[11], a representative convolution-based SNN, easily implement identity mapping and overcome the vanishing/exploding gradient problems of Spiking ResNet [17]. SEW ResNet is the first deep SNN that directly trains deep SNN with more than 100 layers. Spikformer [60], a directly trained representative transformer-based SNN with residual connection, is proposed by leveraging both self-attention capability and biological properties of SNNs. It is the first successful exploration for applying flourishing transformer architecture into SNN design, and

*Corresponding author

shows powerful performance. However, both Spikformer and SEW ResNet face the challenge of non-spike computations (integer-float multiplications) caused by ADD residual connection. This not only limits their ability to fully leverage the benefits of event-driven processing in energy efficient computing, but also makes it difficult to deploy and optimize their performance on neuromorphic hardware [15, 5].

Developing a pure SNN to address the challenge of non-spike computation in Spikformer and SEW ResNet while maintaining high-performance is extremely critical. In this paper, inspired by the architecture design of Binary Neural Network (BNN) [32, 13, 58, 31], we propose Spike-driven Residual Learning architecture for SNN to avoid the non-spike computations. Based on this residual design, we propose a pure transformer-based spiking neural network, named Spikingformer. We evaluate the performance of Spikingformer on static datasets ImageNet[6], static datasets CIFAR[22] (including CIFAR10 and CIFAR100) and neuromorphic datasets (including CIFAR10-DVS and DVS128 Gesture). The experimental results show that Spikingformer effectively avoids integer-float multiplications in Spikformer. In addition, as a novel advanced SNN backbone, Spikingformer outperforms Spikformer in all above datasets by a large margin (eg. + 1.41% on ImageNet, + 1.00% on CIFAR100).

2 Related Work

2.1 Convolution-based Spiking Neural Network

There are two mainstream methods to obtain deep convolution-based SNN models: ANN-to-SNN conversion and direct training through surrogate gradient.

ANN-to-SNN Conversion. In ANN-to-SNN conversion [3, 19, 43, 2, 35, 47], a pre-trained ANN is converted to a SNN by replacing the ReLU activation layers with spiking neurons and adding scaling operations like weight normalization and threshold balancing. This conversion process suffers from long converting time steps and constraints on the original ANN design.

Direct Training through Surrogate Gradient. In the field of direct training, SNNs are unfolded over simulation time steps and trained with backpropagation through time [27, 44]. Due to the non-differentiability of spiking neurons, surrogate gradient method is employed for backpropagation [26, 37]. SEW ResNet[11] is a representative convolution-based SNN model by direct training, and is the first to increase the number of layers in SNNs to larger than 100. However, the ADD gate in residual connections of SEW ResNet produces non-spike computations of integer-float multiplications in deep convolution layers. [5] has identified the problem of non-spike computations in SEW ResNet and Spikformer, and attempts to solve it through adding an auxiliary accumulation pathway during training and removing it during inference. This strategy needs tedious time steps and results in a significant performance degradation comparing to the original models.

2.2 Transformer-based Spiking Neural Network.

Most existing SNNs borrow architectures from convolutional neural networks (CNNs), so their performance is limited by the performance of CNNs. The transformer architecture, originally designed for natural language processing [45], has achieved great success in many computer vision tasks, including image classification [10, 55], object detection [4, 61, 30] and semantic segmentation [46, 56]. The structure of transformer leads to promise for a novel kind of SNNs, with great potential to break through the bottleneck of SNNs' performance. So far, two main related works: Spikformer[60] and Spikeformer[28] have proposed spiking neural networks based on transformer architecture. Although Spikeformer replaces the activation function used in the feedforward layers with a spiking activation function, there are still a lot of non-spike operations left, including floating point multiplication, division, exponential operation. Spikformer proposes a novel Spiking Self Attention (SSA) module by using spike-form Query, Key, and Value without softmax, and achieves state-of-the-art performances on many datasets. However, the structure of Spikformer with residual connection still contains non-spike computation. Obviously, Spikformer is more attractive. In our study, we adopt the SSA module from Spikformer, and modify the residual structure to purely event-driven, which is hardware-friendly and energy efficient while improving performance.

3 Preliminaries

3.1 Spiking Neuron Model

Spike neuron is the fundamental unit of SNNs, we choose Leaky Integrate-and-Fire (LIF) model as the spike neuron in our work. The dynamic of LIF can be formulated as follows:

$$H[t] = V[t - 1] + \frac{1}{\tau} (X[t] - (V[t - 1] - V_{\text{reset}})) \quad (1)$$

$$S[t] = \Theta(H[t] - V_{th}), V[t] = H[t](1 - S[t]) + V_{\text{reset}} S[t] \quad (2)$$

where τ is the membrane time constant, and $X[t]$ is the input current at time step t . When the membrane potential $H[t]$ exceeds the firing threshold V_{th} , the spike neuron will trigger a spike $S[t]$. $\Theta(v)$ is the Heaviside step function which equals to 1 when $v \geq 0$ and 0 otherwise. $V[t]$ represents the membrane potential after the triggered event, which equals to $H[t]$ if no spike is generated and otherwise equals to the reset potential V_{reset} .

3.2 The Fusion of Convolution and Batch Normalization

Obviously, the binary spikes become floating-point values when it has passed through the convolution layer, which leads to subsequent MAC operations in Batch Normalization (BN) layer. However, the homogeneity of convolution allows the following BN and linear scaling transformation to be equivalently fused into the convolutional layer with an added bias when deployment[8, 9, 17, 5]. In particular, each BN and its preceding convolution layer are fused into a convolution *ConvBN* with a bias vector. The kernel and bias $\{W, B\}$ of *ConvBN* can be converted from $\{W, \mu, \sigma, \gamma, \beta\}$. The details of conversion process are shown in Appendix E. Therefore, when calculating the theoretical computational consumption, the consumption of BN could be ignored. In order to facilitate expression, we use *ConvBN* to represent a convolution layer and the subsequent BN layer in this work.

4 Methods

4.1 Drawbacks of Spikformer and SEW ResNet

At present, Spikformer [60] is the representative work combining deep SNNs with transformer architecture, while SEW ResNet [11] is the representative work of convolution-based deep SNNs. The residual learning plays an extremely important role in both Spikformer and SEW ResNet, but the ADD residual connection in Spikformer and SEW ResNet lead to non-spike computation (integer-float multiplications), which are not event-driven computation. As is shown in Fig.1(a), the residual learning of Spikformer and SEW ResNet could be formulated as follows:

$$\begin{aligned} O_l &= SN_l(ConvBN_l(O_{l-1})) + O_{l-1} = S_l + O_{l-1}, \\ O_{l+1} &= SN_{l+1}(ConvBN_{l+1}(O_l)) + O_l = S_{l+1} + O_l, \end{aligned} \quad (3)$$

where S_l denotes the residual mapping learned as $S_l = SN(ConvBN(O_{l-1}))$, but this residual design inevitably brings in non-spike data and thus MAC operations in next layer / block. In particular, S_l and O_{l-1} are spike signals, and their output O_l are non-spike signal whose range is $\{0, 1, 2\}$. Non-spike data can not be event-driven computation in the next convolution layer when computing S_{l+1} of O_{l+1} . As the depth of the network increases, the range of non-spike data values transmitted to the next layer of the network will also expand. In our implements of Spikformer, the non-spike data range could increase to $\{0, 1, 2, \dots, 16\}$ when testing Spikformer-8-512 on ImageNet 2012, which is shown in Sec.C.1. Obviously, the range of non-spike data values is approximately proportional to the number of residual blocks in Spikformer and SEW ResNet.

In fact, integer-float multiplications are usually implemented in the same way as floating-point multiplication in hardware. In this case, the network will incur high computational consumption, closing to energy consumption of ANN with the same structure, which is unacceptable for SNN.

4.2 Spike-driven Residual Learning in Spikingformer

Fig.1(b) shows our proposed spike-driven residual learning in Spikingformer. It could effectively avoid floating-point multiplications and integer-float multiplications, following the spike-driven

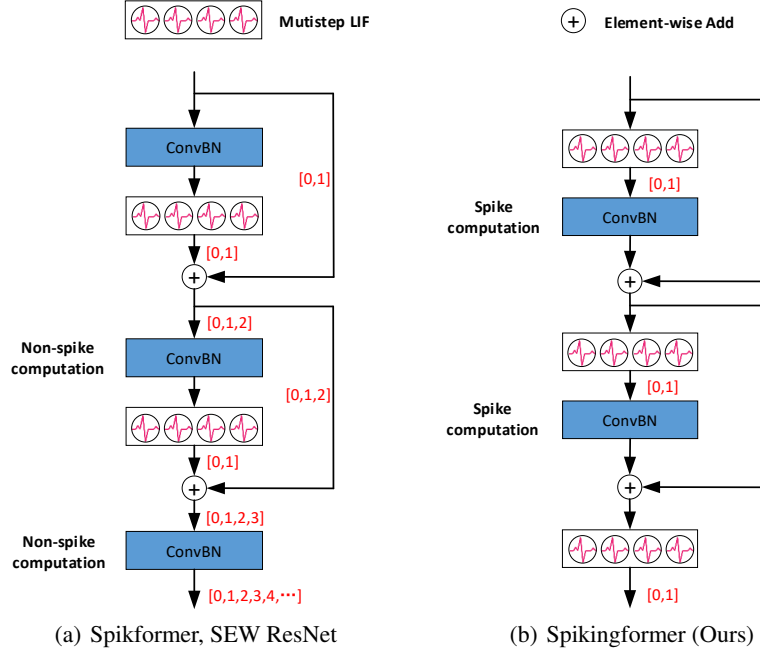


Figure 1: The residual learning in Spikformer, SEW ResNet and Spikingformer (Ours). (a) shows the residual learning of Spikformer and SEW ResNet, which contain non-spike computation (integer-float multiplications) in *ConvBN* layer. (b) shows our proposed spike-driven residual learning in Spikingformer, which could effectively avoid floating-point multiplication and integer-float multiplications, following spike calculation principle. Note that Mutistep LIF is LIF spike neuron with time step $T > 1$. Same with Spikformer, T is an independent dimension for spike neuron layer. In other layers, it is merged with the batch size.

principle. The spike-driven residual learning could be easily formulated as follows:

$$\begin{aligned} O_l &= \text{ConvBN}_l(\text{SN}_l(O_{l-1})) + O_{l-1} = S_l + O_{l-1}, \\ O_{l+1} &= \text{ConvBN}_{l+1}(\text{SN}_{l+1}(O_l)) + O_l = S_{l+1} + O_l. \end{aligned} \quad (4)$$

We proposed *SN-ConvBN* for residual learning in replacement of *ConvBN-SN* in Spikformer and SEW ResNet. In our structure, $S_l + O_{l-1}$ belongs to floating point addition operation, which is same as the addition operation in *SN* layer. Floating point addition operation is the most essential operation of SNN. Obviously, the output O_l is also floating point and will pass through a *SN* layer before participating in the next *ConvBN* computation. Therefore, the pure spike-form feature will be generated after the processing of *SN* layer and the computation of *ConvBN* layer will become pure floating point addition operation, following spike calculation principle and reducing energy consumption vastly.

4.3 Spikingformer Architecture

We propose Spikingformer, which is a novel and pure transformer-based spiking neural network through integrating spike-driven residual blocks. In this section, the details of Spikingformer are discussed. The pipeline of Spikingformer is shown in Fig.2.

Our proposed Spikingformer contains a Spiking Tokenizer (ST), several Spiking Transformer Blocks and a Classification Head. Given a 2D image sequence $I \in \mathbb{R}^{T \times C \times H \times W}$ (Note that $C=3$ in static datasets like ImageNet 2012, $C=2$ in neuromorphic datasets like DVS-Gesture), we use Spiking Tokenizer block for downsampling and patch embedding, the inputs can be project as spike-form patches $X \in \mathbb{R}^{T \times N \times D}$. Obviously, the first layer of Spiking Tokenizer also play a spike encoder role when taking static images as input. After Spiking Tokenizer, The spiking patches X_0 will pass to the L Spiking Transformer Blocks. Similar to the standard ViT encoder block, a Spiking Transformer Block contains a Spiking Self Attention (SSA) [60] and a Spiking MLP block. In the last, a fully-connected-layer (FC) is used for Classification Head. Note that we use a global

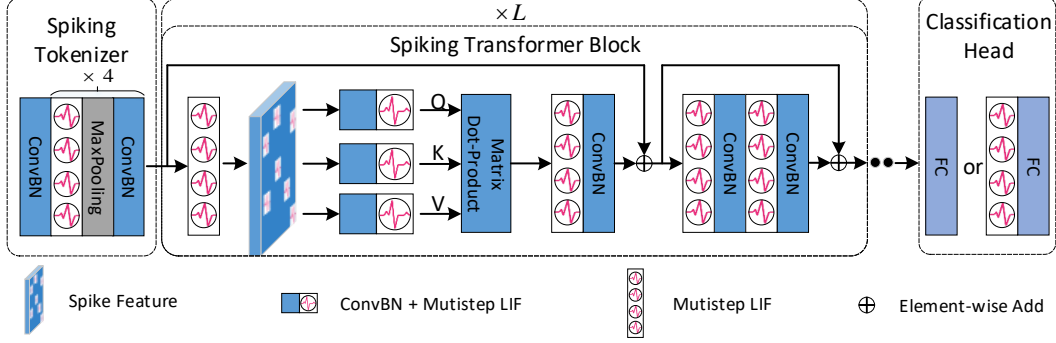


Figure 2: The overview of Spikingformer, which consists of a Spiking Tokenizer, several Spiking Transformer Blocks and a Classification Head.

average-pooling (GAP) before the fully-connected-layer to reduce the parameters of FC and improve the representation ability of Spikingformer.

$$X = \text{ST}(I), \quad I \in \mathbb{R}^{T \times C \times H \times W}, X \in \mathbb{R}^{T \times N \times D}, \quad (5)$$

$$X'_l = \text{SSA}(X_{l-1}) + X_{l-1}, X'_l \in \mathbb{R}^{T \times N \times D}, l = 1 \dots L \quad (6)$$

$$X_l = \text{SMLP}(X'_l) + X'_l, X_l \in \mathbb{R}^{T \times N \times D}, l = 1 \dots L \quad (7)$$

$$Y = \text{FC}(\text{GAP}(X_L)) \quad \text{or} \quad Y' = \text{FC}(\text{GAP}(\text{SN}(X_L))) \quad (8)$$

Spiking Tokenizer. As is shown in Fig.2, Spiking Tokenizer mainly aim at: 1) convolutional spiking patch embedding, similar to the convolutional stream in Vision Transformer [51, 14]. Meanwhile, the dimension of spike-form feature channels gradually increased in each convolution layer and finally matches the embedding dimension of patches. 2) downsampling, projecting the feature into a fixed size. In addition, the first layer of Spiking Tokenizer is utilized as spike encoder when static images as input. As is shown in Eq. 9 and Eq. 10, the convolution part of *ConvBN* represents the 2D convolution layer (stride-1, 3×3 kernel size). *MP* and *SN* represent maxpooling (stride-2) and mutistep spiking neuron, respectively. Eq. 9 is used for Spiking Patch Embedding without Downsampling (SPE), Eq. 10 is Spiking Patch Embedding with Downsampling (SPED). We could use or combine multiple SPEs or SPEDs for specific classification tasks with different downsampling requirements. For example, we use 4 SPEDs for ImageNet 2012 dataset classification with the 224×224 input (using 16 times downsampling). we use 2 SPEs and 2 SPEDs for CIFAR dataset classification with the 32×32 input (using 4 times downsampling). After the processing of Spiking Tokenizer block, the input I is split into an image patch sequence $X \in \mathbb{R}^{T \times N \times D}$.

$$I_i = \text{ConvBN}(\text{SN}(I)) \quad (9)$$

$$I_i = \text{ConvBN}(\text{MP}(\text{SN}(I))) \quad (10)$$

Spiking Transformer Block. A Spiking Transformer Block contains Spiking Self Attention (SSA) mechanism and Spiking MLP block. our Spiking Self Attention part is similar with SSA in Spikformer [60], which is a pure spike-form self attention. In our SSA, we have some differences between Spikformer: 1) we change the spiking neuron layer position according to our proposed spike-driven residual mechanism, avoiding the multiplication of integers and floating-point weights. 2) In Spikingformer, we choose *ConvBN* in replacement of *LinearBN* (linear layer and batch normalization) in Spikformer to reduce computation. So, the SSA in Spikingformer can be formulated as follows:

$$X' = \text{SN}(X), \quad (11)$$

$$Q = \text{SN}_Q(\text{ConvBN}_Q(X')), K = \text{SN}_K(\text{ConvBN}_K(X')), V = \text{SN}_V(\text{ConvBN}_V(X')) \quad (12)$$

$$SSA(Q, K, V) = ConvBN(SN(QK^T V * s)) \quad (13)$$

where $Q, K, V \in \mathbb{R}^{T \times N \times D}$, and are all the pure spike-form (only containing 0 and 1). s is the scaling factor same with [60], controlling the large value of the matrix multiplication result. The Spiking MLP block is consists of two SPEs which is formulated in Eq.9. Spiking Transformer Block is shown in Fig.2, and it is the main component of Spikingformer obviously.

Classification Head. We use a fully-connected-layer as classifier behind the last Spiking Transformer Block. In detail, the classifier could be realized by four forms: *AvgPooling-FC*, *SN-AvgPooling-FC*, *FC-AvgPooling*, *SN-FC-AvgPooling* and formulated as follows:

$$Y = FC(AvgPooling(X_L)) \quad (14)$$

$$Y = FC(AvgPooling(SN(X_L))) \quad (15)$$

$$Y = AvgPooling(FC(X_L)) \quad (16)$$

$$Y = AvgPooling(FC(SN(X_L))) \quad (17)$$

AvgPooling after *FC* (like *SN-FC-AvgPooling*, *FC-AvgPooling*) could be considered as the average of neuron firing, a post-processing of network, but in this way *FC* usually requires numerous parameters. *AvgPooling* before *FC* (like *AvgPooling-FC*, *SN-AvgPooling-FC*) could effectively reduce parameters comparing with the previous way. In the fourth way, only *SN-FC-AvgPooling* could avoid floating-point multiplication operation, but it needs more *FC* parameters than *AvgPooling-FC* or *SN-AvgPooling-FC*, in addition, it also reduces the representation ability of network. In this paper, we mainly use the way of *AvgPooling* before *FC*, and choose *AvgPooling-FC* as the classifier of Spikingformer by default. Some experimental analysis on the classification head will be discussed in Sec.6.1.

4.4 Theoretical Synaptic Operation and Energy Consumption Calculation

We calculate the number of the synaptic operations of spike before calculating theoretical energy consumption for Spikingformer.

$$SOP^i = fr \times T \times FLOPs^i \quad (18)$$

where l is a block/layer in Spikingformer, fr is the firing rate of the block/layer and T is the simulation time step of spike neuron. $FLOPs^i$ refers to floating point operations of block/layer i , which is the number of multiply-and-accumulate (MAC) operations. And SOP is the number of spike-based accumulate (AC) operations. We estimate the theoretical energy consumption of Spikingformer according to [25, 18, 15, 24, 54, 38, 53]. We assume that the MAC and AC operations are implemented on the 45nm hardware [15], where $E_{MAC} = 4.6pJ$ and $E_{AC} = 0.9pJ$. The theoretical energy consumption of Spikingformer can be calculated as follows:

$$E_{Spikingformer}^{rgb} = E_{AC} \times \left(\sum_{i=2}^N SOP_{Conv}^i + \sum_{j=1}^M SOP_{SSA}^j \right) + E_{MAC} \times (FLOP_{Conv}^1) \quad (19)$$

$$E_{Spikingformer}^{neuro} = E_{AC} \times \left(\sum_{i=1}^N SOP_{Conv}^i + \sum_{j=1}^M SOP_{SSA}^j \right) \quad (20)$$

Eq.19 shows energy consumption of Spikingformer for static dataset with RGB images input. $FLOP_{Conv}^1$ is the first layer encoding static RGB images into spike-form. Then the SOPs of N SNN Conv layers and M SSA layers are added together and multiplied by E_{AC} . Eq.20 shows energy consumption of Spikingformer for neuromorphic dataset.

Table 1: Results on ImageNet-1k classification. Power is the average theoretical energy consumption of an image inference on ImageNet, whose calculation detail is shown in Eq19. Same with Spikformer, our Spikingformer- L - D represents a Spikingformer model with L spiking transformer blocks and D feature embedding dimensions. OPs refers to SOPs in SNN and FLOPs in ANN. Note that the default inference input resolution of all the models is 224×224 .

Methods	Architecture	Param (M)	OPs (G)	Power (mJ)	Time Step	Top-1 Acc
Hybrid training[41]	ResNet-34	21.79	-	-	250	61.48
TET[7]	Spiking-ResNet-34	21.79	-	-	6	64.79
	SEW ResNet-34	21.79	-	-	4	68.00
Spiking ResNet[16]	ResNet-34	21.79	65.28	59.295	350	71.61
	ResNet-50	25.56	78.29	70.934	350	72.75
STBP-tdBN[59]	Spiking-ResNet-34	21.79	6.50	6.393	6	63.72
	SEW ResNet-34	21.79	3.88	4.035	4	67.04
SEW ResNet[11]	SEW ResNet-50	25.56	4.83	4.890	4	67.78
	SEW ResNet-101	44.55	9.30	8.913	4	68.76
	SEW ResNet-152	60.19	13.72	12.891	4	69.26
MS-ResNet[18]	ResNet-104	44.55+	-	-	5	74.21
Transformer (ANN)[60]	Transformer-8-512	29.68	8.33	38.340	1	80.80
Spikformer[60]	Spikformer-8-512	29.68	11.09	18.819	4	73.38
	Spikformer-8-768	66.34	22.09	-	4	74.81
Spikingformer	Spikingformer-8-512	29.68	11.09	7.463	4	74.79(+1.41)
	Spikingformer-8-768	66.34	22.09	-	4	ing

5 Experiments

In this section, we carry out experiments on static dataset ImageNet[6], static dataset CIFAR[22] (including CIFAR10 and CIFAR100) and neuromorphic datasets (including CIFAR10-DVS and DVS128 Gesture [1]) to evaluate the performance of Spikingformer. The models for conducting experiments are implemented based on Pytorch [39], SpikingJelly² and Timm³.

5.1 ImageNet Classification

ImageNet contains around 1.3 million 1,000-class images for training and 50,000 images for validation. The input size of our model on ImageNet is set to the default 224×224 . The optimizer is AdamW and the batch size is set to 192 or 288 during 310 training epochs with a cosine-decay learning rate whose initial value is 0.0005. The scaling factor is 0.125 when training on ImageNet and CIFAR. Four SPEDs in Spiking Tokenizer splits the image into $196 \times 16 \times 16$ patches. Following[55, 60], standard data augmentation methods are also used in training.

Same with Spikformer, We try a variety of models with different embedding dimensions and numbers of transformer blocks for ImageNet, which has been shown in Tab. 1. We also give a comparison of synaptic operations (SOPs) [36] and theoretical energy consumption. On one hand, Spikingformer follows SNN computation rules, effectively avoiding floating-point multiplication and integer-float multiplications. The experimental visualization of spike train of Spikingformer and Spikformer is shown in Sec.C, our Spikingformer effectively avoids producing non-spike data of non-spike computations in Spikformer. On the other hand, Spikingformer-8-512 can achieve 74.79% top-1 classification accuracy on ImageNet using 4 time steps, significantly outperforms Spikformer-8-512 by 1.41%, outperforms MS-ResNet model by 0.58% and outperforms the SEW ResNet-152 model by 6.74%. Spikingformer-8-512 only has 7.463 mJ theoretical energy consumption, and reduces energy consumption by 60.34%, comparing with 18.819 mJ of Spikformer-8-512. Note that we recalculate the energy consumption of Spikformer in F due to the non-spike computation of Spikformer can not

²<https://github.com/fangwei123456/spikingjelly>

³<https://github.com/rwightman/pytorch-image-models>

Table 2: Results on CIFAR10/100 classification. Spikingformer improves network performance in all tasks, comparing with Spikformer. Note that Spikingformer-4-384-400E means Spikingformer contains four spiking transformer blocks and 384 feature embedding dimensions, training 400 epochs same with Spikformer. The rest models of Spikingformer are trains 310 epochs by default, being consistent with Spikformer.

Methods	Architecture	Param (M)	Time Step	CIFAR10 Top-1 Acc	CIFAR100 Top-1 Acc
Hybrid training[41]	VGG-11	9.27	125	92.22	67.87
Diet-SNN[40]	ResNet-20	0.27	10/5	92.54	64.07
STBP[48]	CIFARNet	17.54	12	89.83	-
STBP NeuNorm[49]	CIFARNet	17.54	12	90.53	-
TSSL-BP[57]	CIFARNet	17.54	5	91.41	-
STBP-tdBN[59]	ResNet-19	12.63	4	92.92	70.86
TET[7]	ResNet-19	12.63	4	94.44	74.47
MS-ResNet[18]	ResNet-110	-	-	91.72	66.83
	ResNet-482	-	-	91.90	-
ANN[60]	ResNet-19*	12.63	1	94.97	75.35
	Transformer-4-384	9.32	1	96.73	81.02
Spikformer[60]	Spikformer-4-256	4.15	4	93.94	75.96
	Spikformer-2-384	5.76	4	94.80	76.95
	Spikformer-4-384	9.32	4	95.19	77.86
	Spikformer-4-384-400E	9.32	4	95.51	78.21
Spikingformer	Spikingformer-4-256	4.15	4	94.77(+0.83)	77.43(+1.47)
	Spikingformer-2-384	5.76	4	95.22(+0.42)	78.34(+1.39)
	Spikingformer-4-384	9.32	4	95.61(+0.42)	79.09(+1.23)
	Spikingformer-4-384-400E	9.32	4	95.81(+0.30)	79.21(+1.00)

be directly calculated by 4.4. In the last, the most powerful model, Spikingformer-8-768, is coming on the way.

5.2 CIFAR Classification

CIFAR10/CIFAR100 provides 50, 000 train and 10, 000 test images with 32×32 resolution. The difference is CIFAR10 contains 10 categories for classification, but CIFAR100 contains 100 categories, owning better distinguishing ability for classification algorithm. The batch size of Spikingformer is set to 64. We choose two SPEs and two SPEDs in spiking Tokenizer block to splits the input image into $64 \times 4 \times 4$ patches.

The experimental results are shown in Tab.2. From the results, We can find that the performance of Spikingformers surpass all the models of Spikformer with same parameters. In CIFAR 10, our Spikingformer-4-384-400E achieves 95.81% classification accuracy in CIFAR10, significantly outperforms Spikformer-4-384-400E by 0.30% and outperforms MS-ResNet-482 by 3.91%. In CIFAR 100, Spikingformer-4-384-400E achieves 79.21% classification accuracy in CIFAR100, significantly outperforms Spikformer-4-384-400E by 1.00% and outperforms MS-ResNet-110 by 12.38%. To the best of our knowledge, our Spikingformer achieves the state-of-the-art in directly trained pure spike-driven SNN model on both CIFAR10 and CIFAR 100. ANN-Transformer model is 1.12% and 1.93% higher than Spikformer-4-384, respectively. In this experiment, we can also find that the performance of Spikingformer has positive correlation with block numbers, dimensions and training epochs within a certain range in CIFAR dataset.

5.3 DVS Classification

CIFAR10-DVS Classification. CIFAR10-DVS is a neuromorphic dataset converted from the static image dataset by shifting image samples to be captured by the DVS camera, which provides 9, 000 training samples and 1, 000 test samples. We compare our method with SOTA methods on DVS-Gesture. In detail, we adopt four SPEDs in spiking tokenizer block due to 128×128 image size of CIFAR10-DVS, and adopt 2 spiking transformer blocks with 256 patch embedding dimension.

Table 3: Results on neuromorphic datasets, CIFAR10-DVS and DVS128 Gesture. Note that the result of Spikformer is our implement according to its open source code.

Method	Spikes	CIFAR10-DVS		DVS128	
		T	Acc	T	Acc
LIAF-Net [50] ^{TNNLS-2021}	✗	10	70.4	60	97.6
TA-SNN [52] ^{ICCV-2021}	✗	10	72.0	60	98.6
Rollout [23] ^{Front. Neurosci-2020}	✓	48	66.8	240	97.2
DECOLLE [20] ^{Front. Neurosci-2020}	✓	-	-	500	95.5
tdBN [59] ^{AAAI-2021}	✓	10	67.8	40	96.9
PLIF [12] ^{ICCV-2021}	✓	20	74.8	20	97.6
SEW ResNet [11] ^{NeurIPS-2021}	✓	16	74.4	16	97.9
Dspike [29] ^{NeurIPS-2021}	✓	10	75.4	-	-
SALT [21] ^{Neural Netw-2021}	✓	20	67.1	-	-
DSR [35] ^{CVPR-2022}	✓	10	77.3	-	-
MS-ResNet [18]	✓	-	75.6	-	-
Spikformer[60] (Our Implement)	✓	10	78.6	10	95.8
	✓	16	80.6	16	97.9
Spikingformer (Ours)	✓	10	79.9(+1.3)	10	96.2(+0.4)
	✓	16	81.3(+0.7)	16	98.3(+0.4)

The time-step of the spiking neuron is 10 or 16. The training epoch is 106, which is the same with Spikformer. The learning rate is initialized to 0.1 and reduced with cosine decay.

The results of CIFAR10-DVS are shown in Tab.3. Spikingformer achieves 81.3% top-1 accuracy with 16 time steps and 79.9% accuracy with 10 time steps, significantly outperforms Spikformer 1.3% and 0.7% separately. To our best knowledge, our Spikingformer achieves the state-of-the-art in directly trained pure spike-driven SNN models on CIFAR10-DVS.

DVS128 Gesture Classification. DVS128 Gesture is a gesture recognition dataset that contains 11 hand gesture categories from 29 individuals under 3 illumination conditions. The image size of DVS128 Gesture is 128*128. The main hyperparameter setting in DVS Gesture Classification is same with CIFAR10-DVS Classification. The only difference is that training epoch is set as 200 for DVS Gesture Classification, which is the same with Spikformer.

We compare our method with SOTA methods on CIFAR10-DVS in Tab.3. Spikingformer achieves 98.3% top-1 accuracy with 16 time steps and 96.2% accuracy with 10 time steps, outperforms Spikformer 0.4% and 0.4% separately.

6 Discussion

6.1 Further Analysis for Last Layer

We carry out analysis of the last layer of Spikingformer in CIFAR10 and CIFAR100 dataset to study its impacts, and the results are shown in Tab.4. The last layer has significant impacts on model performances although it only occupies a very small component in Spikingformer. Our experiments show that Spikingformer-*L-D** with spike signals performs worse than Spikingformer-*L-D* on the whole. This can be attributed to the fact that the *AvgPooling*

Table 4: Discussion results on the last layer of Spikingformer. Spikingformer-*L-D** means Spikingformer with the last layer of *SN-AvgPooling-FC*. Spikingformer-*L-D* means Spikingformer with the last layer of *AvgPooling-FC* by default.

Dataset	Models	Time Step	Top-1 Acc
CIFAR10	Spikingformer-4-384-400E	4	95.81
	Spikingformer-4-384-400E*	4	95.58
	Spikformer-4-384-400E	4	95.51
CIFAR100	Spikingformer-4-384-400E	4	79.21
	Spikingformer-4-384-400E*	4	78.39
	Spikformer-4-384-400E	4	78.21

layer of *AvgPooling-FC* processes floating point numbers, which have stronger representation abilities than spike signals in *SN-AvgPooling-FC*. However, Spikingformer-*L-D** still outperforms Spikformer-*L-D*, which is end with an *SN-AvgPooling-FC* layer. On one hand, Spikingformer effectively avoids integer-float multiplications of Spikformer in residual learning. On the other hand, Spikingformer have better spike feature extraction and representation ability than Spikformer. These results further verify the effectiveness of Spikingformer as a backbone.

6.2 More Discussion for Activation-Conv-BatchNorm Paradigm

Activation-Conv-BatchNorm is a fundamental building block in Binary Neural Networks (BNN) [32, 13, 58, 31]. MS-ResNet[18] has inherited *Activation-Conv-BatchNorm* in directly trained convolution-based SNNs to successfully extend the depth up to 482 layers on CIFAR10, without experiencing degradation problem. MS-ResNet mainly verifies the ability of *Activation-Conv-BatchNorm* in overcoming the problem of gradient explosion/vanishing and performance degradation in convolution-based SNN model. In contrast, to the best of our knowledge, Spikingformer is the first transformer-based SNN model that uses the *Activation-Conv-BatchNorm* paradigm to achieve pure spiking computation. This work further validates the effectiveness and fundamental of *Activation-Conv-BatchNorm* as a basic module in SNN design. Specifically, Spikingformer achieves state-of-the-art performance on five datasets, and outperforms MS-ResNet by a significant margin: ImageNet, CIFAR10, CIFAR100, CIFAR10-DVS, DVS-Gesture, MS-ResNet (our Spikingformer) achieves 74.21% (74.79%), 91.90% (95.81%), 66.83% (79.21%), 75.6% (81.3%), - (98.3%), respectively.

7 Conclusion

In this paper, we propose spike-driven residual learning for SNN to avoid non-spike computations in Spikformer and SEW ResNet. Based on this residual design, we develop a pure spike-driven transformer-based spiking neural network, named Spikingformer. We evaluates Spikingformer on ImageNet, CIFAR10, CIFAR100, CIFAR10-DVS and DVS128 Gesture datasets. The experiment results verify that Spikingformer effectively avoids integer-float multiplications in Spikformer. In addition, Spikingformer, as a newly advanced SNN backbone, outperforms Spikformer in above all datasets by a large margin (eg. + 1.41% on ImageNet, + 1.00% on CIFAR100). To our best knowledge, Spikingformer is the first pure spike-driven transformer-based SNN model, and achieves state-of-the-art performance on the four datasets above in directly trained pure SNN models.

8 Acknowledgment

This work is supported by grants from National Natural Science Foundation of China 62236009 and 62206141.

References

- [1] Arnon Amir, Brian Taba, David Berg, Timothy Melano, Jeffrey McKinstry, Carmelo Di Nolfo, Tapan Nayak, Alexander Andreopoulos, Guillaume Garreau, Marcela Mendoza, Jeff Kusnitz, Michael Debole, Steve Esser, Tobi Delbruck, Myron Flickner, and Dharmendra Modha. A low power, fully event-based gesture recognition system. In Proceedings of the IEEE/CVF Conference on Computer Vision and Pattern Recognition (CVPR), pages 7243–7252, 2017.
- [2] Tong Bu, Wei Fang, Jianhao Ding, PengLin Dai, Zhaofei Yu, and Tiejun Huang. Optimal ann-snn conversion for high-accuracy and ultra-low-latency spiking neural networks. In International Conference on Learning Representations (ICLR), 2021.
- [3] Yongqiang Cao, Yang Chen, and Deepak Khosla. Spiking deep convolutional neural networks for energy-efficient object recognition. International Journal of Computer Vision, 113(1):54–66, 2015.

- [4] Nicolas Carion, Francisco Massa, Gabriel Synnaeve, Nicolas Usunier, Alexander Kirillov, and Sergey Zagoruyko. End-to-end object detection with transformers. In Proceedings of the European Conference on Computer Vision (ECCV), pages 213–229. Springer, 2020.
- [5] Guangyao Chen, Peixi Peng, Guoqi Li, and Yonghong Tian. Training full spike neural networks via auxiliary accumulation pathway. arXiv preprint arXiv:2301.11929, 2023.
- [6] Jia Deng, Wei Dong, Richard Socher, Li-Jia Li, Kai Li, and Li Fei-Fei. Imagenet: A large-scale hierarchical image database. In Proceedings of the IEEE/CVF Conference on Computer Vision and Pattern Recognition (CVPR), pages 248–255, 2009.
- [7] Shikuang Deng, Yuhang Li, Shanghang Zhang, and Shi Gu. Temporal Efficient Training of Spiking Neural Network via Gradient Re-weighting. In International Conference on Learning Representations (ICLR), 2021.
- [8] Xiaohan Ding, Yuchen Guo, Guiguang Ding, and Jungong Han. Acnet: Strengthening the kernel skeletons for powerful cnn via asymmetric convolution blocks. In Proceedings of the IEEE/CVF international conference on computer vision, pages 1911–1920, 2019.
- [9] Xiaohan Ding, Xiangyu Zhang, Ningning Ma, Jungong Han, Guiguang Ding, and Jian Sun. Repvgg: Making vgg-style convnets great again. In Proceedings of the IEEE/CVF conference on computer vision and pattern recognition, pages 13733–13742, 2021.
- [10] Alexey Dosovitskiy, Lucas Beyer, Alexander Kolesnikov, Dirk Weissenborn, Xiaohua Zhai, Thomas Unterthiner, Mostafa Dehghani, Matthias Minderer, Georg Heigold, Sylvain Gelly, et al. An image is worth 16x16 words: Transformers for image recognition at scale. In International Conference on Learning Representations (ICLR), 2020.
- [11] Wei Fang, Zhaofei Yu, Yanqi Chen, Tiejun Huang, Timothée Masquelier, and Yonghong Tian. Deep Residual Learning in Spiking Neural Networks. In Proceedings of the International Conference on Neural Information Processing Systems (NeurIPS), volume 34, pages 21056–21069, 2021.
- [12] Wei Fang, Zhaofei Yu, Yanqi Chen, Timothée Masquelier, Tiejun Huang, and Yonghong Tian. Incorporating learnable membrane time constant to enhance learning of spiking neural networks. In Proceedings of the IEEE/CVF International Conference on Computer Vision (ICCV), pages 2661–2671, 2021.
- [13] Nianhui Guo, Joseph Bethge, Haojin Yang, Kai Zhong, Xuefei Ning, Christoph Meinel, and Yu Wang. Boolnet: minimizing the energy consumption of binary neural networks. arXiv preprint arXiv:2106.06991, 2021.
- [14] Ali Hassani, Steven Walton, Nikhil Shah, Abulikemu Abuduweili, Jiachen Li, and Humphrey Shi. Escaping the big data paradigm with compact transformers. arXiv preprint arXiv:2104.05704, 2021.
- [15] Mark Horowitz. 1.1 computing’s energy problem (and what we can do about it). In 2014 IEEE International Solid-State Circuits Conference Digest of Technical Papers (ISSCC), pages 10–14. IEEE, 2014.
- [16] Yangfan Hu, Huajin Tang, and Gang Pan. Spiking deep residual networks. IEEE Transactions on Neural Networks and Learning Systems, pages 1–6, 2021.
- [17] Yangfan Hu, Huajin Tang, and Gang Pan. Spiking deep residual networks. IEEE Transactions on Neural Networks and Learning Systems, 2021.
- [18] Yifan Hu, Yujie Wu, Lei Deng, and Guoqi Li. Advancing residual learning towards powerful deep spiking neural networks. arXiv preprint arXiv:2112.08954, 2021.
- [19] Eric Hunsberger and Chris Eliasmith. Spiking deep networks with lif neurons. arXiv preprint arXiv:1510.08829, 2015.
- [20] Jacques Kaiser, Hesham Mostafa, and Emre Neftci. Synaptic Plasticity Dynamics for Deep Continuous Local Learning (DECOLLE). Frontiers in Neuroscience, 14:424, 2020.

- [21] Youngeun Kim and Priyadarshini Panda. Optimizing Deeper Spiking Neural Networks for Dynamic Vision Sensing. *Neural Networks*, 144:686–698, 2021.
- [22] Alex Krizhevsky. Learning multiple layers of features from tiny images. Citeseer, 2009.
- [23] Alexander Kugele, Thomas Pfeil, Michael Pfeiffer, and Elisabetta Chicca. Efficient Processing of Spatio-temporal Data Streams with Spiking Neural Networks. *Frontiers in Neuroscience*, 14:439, 2020.
- [24] Souvik Kundu, Gourav Datta, Massoud Pedram, and Peter A Beerel. Spike-thrift: Towards energy-efficient deep spiking neural networks by limiting spiking activity via attention-guided compression. In *Proceedings of the IEEE/CVF Winter Conference on Applications of Computer Vision (WACV)*, pages 3953–3962, 2021.
- [25] Souvik Kundu, Massoud Pedram, and Peter A Beerel. Hire-snn: Harnessing the inherent robustness of energy-efficient deep spiking neural networks by training with crafted input noise. In *Proceedings of the IEEE/CVF International Conference on Computer Vision (ICCV)*, pages 5209–5218, 2021.
- [26] Chankyu Lee, Syed Shakib Sarwar, Priyadarshini Panda, Gopalakrishnan Srinivasan, and Kaushik Roy. Enabling spike-based backpropagation for training deep neural network architectures. *Frontiers in neuroscience*, 14:119, 2020.
- [27] Jun Haeng Lee, Tobi Delbruck, and Michael Pfeiffer. Training deep spiking neural networks using backpropagation. *Frontiers in neuroscience*, 10:508, 2016.
- [28] Yudong Li, Yunlin Lei, and Xu Yang. Spikeformer: A novel architecture for training high-performance low-latency spiking neural network. *arXiv preprint arXiv:2211.10686*, 2022.
- [29] Yuhang Li, Yufei Guo, Shanghang Zhang, Shikuang Deng, Yongqing Hai, and Shi Gu. Differentiable Spike: Rethinking Gradient-Descent for Training Spiking Neural Networks. In *Proceedings of the International Conference on Neural Information Processing Systems (NeurIPS)*, volume 34, pages 23426–23439, 2021.
- [30] Ze Liu, Yutong Lin, Yue Cao, Han Hu, Yixuan Wei, Zheng Zhang, Stephen Lin, and Baining Guo. Swin transformer: Hierarchical vision transformer using shifted windows. In *Proceedings of the IEEE/CVF International Conference on Computer Vision (ICCV)*, pages 10012–10022, 2021.
- [31] Zechun Liu, Zhiqiang Shen, Marios Savvides, and Kwang-Ting Cheng. Reactnet: Towards precise binary neural network with generalized activation functions. In *Computer Vision–ECCV 2020: 16th European Conference, Glasgow, UK, August 23–28, 2020, Proceedings, Part XIV* 16, pages 143–159. Springer, 2020.
- [32] Zechun Liu, Baoyuan Wu, Wenhan Luo, Xin Yang, Wei Liu, and Kwang-Ting Cheng. Bi-real net: Enhancing the performance of 1-bit cnns with improved representational capability and advanced training algorithm. In *Proceedings of the European conference on computer vision (ECCV)*, pages 722–737, 2018.
- [33] Ali Lotfi Rezaabad and Sriram Vishwanath. Long short-term memory spiking networks and their applications. In *Proceedings of the International Conference on Neuromorphic Systems 2020 (ICONS)*, pages 1–9, 2020.
- [34] Wolfgang Maass. Networks of spiking neurons: the third generation of neural network models. *Neural networks*, 10(9):1659–1671, 1997.
- [35] Qingyan Meng, Mingqing Xiao, Shen Yan, Yisen Wang, Zhouchen Lin, and Zhi-Quan Luo. Training High-Performance Low-Latency Spiking Neural Networks by Differentiation on Spike Representation. *ArXiv preprint arXiv:2205.00459*, 2022.
- [36] Paul A Merolla, John V Arthur, Rodrigo Alvarez-Icaza, Andrew S Cassidy, Jun Sawada, Filipp Akopyan, Bryan L Jackson, Nabil Imam, Chen Guo, Yutaka Nakamura, et al. A million spiking-neuron integrated circuit with a scalable communication network and interface. *Science*, 345(6197):668–673, 2014.

- [37] Emre O Neftci, Hesham Mostafa, and Friedemann Zenke. Surrogate gradient learning in spiking neural networks: Bringing the power of gradient-based optimization to spiking neural networks. *IEEE Signal Processing Magazine*, 36(6):51–63, 2019.
- [38] Priyadarshini Panda, Sai Aparna Aketi, and Kaushik Roy. Toward scalable, efficient, and accurate deep spiking neural networks with backward residual connections, stochastic softmax, and hybridization. *Frontiers in Neuroscience*, 14:653, 2020.
- [39] Adam Paszke, Sam Gross, Francisco Massa, Adam Lerer, James Bradbury, Gregory Chanan, Trevor Killeen, Zeming Lin, Natalia Gimelshein, Luca Antiga, et al. Pytorch: An imperative style, high-performance deep learning library. In *Proceedings of the International Conference on Neural Information Processing Systems (NeurIPS)*, volume 32, 2019.
- [40] Nitin Rathi and Kaushik Roy. Diet-snn: Direct input encoding with leakage and threshold optimization in deep spiking neural networks. *arXiv preprint arXiv:2008.03658*, 2020.
- [41] Nitin Rathi, Gopalakrishnan Srinivasan, Priyadarshini Panda, and Kaushik Roy. Enabling deep spiking neural networks with hybrid conversion and spike timing dependent backpropagation. *arXiv preprint arXiv:2005.01807*, 2020.
- [42] Kaushik Roy, Akhilesh Jaiswal, and Priyadarshini Panda. Towards spike-based machine intelligence with neuromorphic computing. *Nature*, 575(7784):607–617, 2019.
- [43] Bodo Rueckauer, Iulia-Alexandra Lungu, Yuhuang Hu, Michael Pfeiffer, and Shih-Chii Liu. Conversion of continuous-valued deep networks to efficient event-driven networks for image classification. *Frontiers in neuroscience*, 11:682, 2017.
- [44] Sumit B Shrestha and Garrick Orchard. Slayer: Spike layer error reassignment in time. In *Proceedings of the International Conference on Neural Information Processing Systems (NeurIPS)*, volume 31, 2018.
- [45] Ashish Vaswani, Noam Shazeer, Niki Parmar, Jakob Uszkoreit, Llion Jones, Aidan N Gomez, Łukasz Kaiser, and Illia Polosukhin. Attention is all you need. In *Proceedings of the International Conference on Neural Information Processing Systems (NeurIPS)*, volume 30, 2017.
- [46] Wenhai Wang, Enze Xie, Xiang Li, Deng-Ping Fan, Kaitao Song, Ding Liang, Tong Lu, Ping Luo, and Ling Shao. Pyramid vision transformer: A versatile backbone for dense prediction-without convolutions. In *Proceedings of the IEEE/CVF International Conference on Computer Vision (ICCV)*, pages 568–578, 2021.
- [47] Yuchen Wang, Malu Zhang, Yi Chen, and Hong Qu. Signed neuron with memory: Towards simple, accurate and high-efficient ann-snn conversion. In *International Joint Conference on Artificial Intelligence*, 2022.
- [48] Yujie Wu, Lei Deng, Guoqi Li, Jun Zhu, and Luping Shi. Spatio-temporal backpropagation for training high-performance spiking neural networks. *Frontiers in neuroscience*, 12:331, 2018.
- [49] Yujie Wu, Lei Deng, Guoqi Li, Jun Zhu, Yuan Xie, and Luping Shi. Direct Training for Spiking Neural Networks: Faster, Larger, Better. In *Proceedings of the AAAI Conference on Artificial Intelligence (AAAI)*, pages 1311–1318, 2019.
- [50] Zhenzhi Wu, Hehui Zhang, Yihan Lin, Guoqi Li, Meng Wang, and Ye Tang. LIAF-Net: Leaky Integrate and Analog Fire Network for Lightweight and Efficient Spatiotemporal Information Processing. *IEEE Transactions on Neural Networks and Learning Systems*, pages 1–14, 2021.
- [51] Tete Xiao, Mannat Singh, Eric Mintun, Trevor Darrell, Piotr Dollár, and Ross Girshick. Early convolutions help transformers see better. In *Proceedings of the International Conference on Neural Information Processing Systems (NeurIPS)*, volume 34, pages 30392–30400, 2021.
- [52] Man Yao, Huanhuan Gao, Guangshe Zhao, Dingheng Wang, Yihan Lin, Zhaoxu Yang, and Guoqi Li. Temporal-wise attention spiking neural networks for event streams classification. In *Proceedings of the IEEE/CVF International Conference on Computer Vision (ICCV)*, pages 10221–10230, 2021.

- [53] Man Yao, Guangshe Zhao, Hengyu Zhang, Yifan Hu, Lei Deng, Yonghong Tian, Bo Xu, and Guoqi Li. Attention spiking neural networks. arXiv preprint arXiv:2209.13929, 2022.
- [54] Bojian Yin, Federico Corradi, and Sander M Bohté. Accurate and efficient time-domain classification with adaptive spiking recurrent neural networks. *Nature Machine Intelligence*, 3(10):905–913, 2021.
- [55] Li Yuan, Yunpeng Chen, Tao Wang, Weihao Yu, Yujun Shi, Zi-Hang Jiang, Francis EH Tay, Jiashi Feng, and Shuicheng Yan. Tokens-to-token vit: Training vision transformers from scratch on imagenet. In *Proceedings of the IEEE/CVF International Conference on Computer Vision (ICCV)*, pages 558–567, 2021.
- [56] Li Yuan, Qibin Hou, Zihang Jiang, Jiashi Feng, and Shuicheng Yan. Volo: Vision outlooker for visual recognition. arXiv preprint arXiv:2106.13112, 2021.
- [57] Wenrui Zhang and Peng Li. Temporal spike sequence learning via backpropagation for deep spiking neural networks. In *Proceedings of the International Conference on Neural Information Processing Systems (NeurIPS)*, volume 33, pages 12022–12033, 2020.
- [58] Yichi Zhang, Zhiru Zhang, and Lukasz Lew. Pokebnn: A binary pursuit of lightweight accuracy. In *Proceedings of the IEEE/CVF Conference on Computer Vision and Pattern Recognition*, pages 12475–12485, 2022.
- [59] Hanle Zheng, Yujie Wu, Lei Deng, Yifan Hu, and Guoqi Li. Going Deeper With Directly Trained Larger Spiking Neural Networks. In *Proceedings of the AAAI Conference on Artificial Intelligence (AAAI)*, pages 11062–11070, 2021.
- [60] Zhaokun Zhou, Yuesheng Zhu, Chao He, Yaowei Wang, Shuicheng YAN, Yonghong Tian, and Li Yuan. Spikformer: When spiking neural network meets transformer. In *The Eleventh International Conference on Learning Representations*, 2023.
- [61] Xizhou Zhu, Weijie Su, Lewei Lu, Bin Li, Xiaogang Wang, and Jifeng Dai. Deformable detr: Deformable transformers for end-to-end object detection. arXiv preprint arXiv:2010.04159, 2020.
- [62] Zulun Zhu, Jiaying Peng, Jintang Li, Liang Chen, Qi Yu, and Siqiang Luo. Spiking graph convolutional networks. In *Proceedings of the Thirty-First International Joint Conference on Artificial Intelligence (IJCAI)*, pages 2434–2440, 2022.

Appendix

A Direct Training with Surrogate Function

We select the Sigmoid function as the surrogate function with $\alpha = 4$ in all experiments.

$$\text{Sigmoid}(x) = \frac{1}{1 + \exp(-\alpha x)} \quad (21)$$

B Multi-head Spiking Self Attention in Spikingformer

The Multi-head Spiking Self Attention (MSSA) can be easily formulated as follows:

$$X' = SN(X) \quad (22)$$

$$Q, K, V = SN_q(\text{ConvBN}_q(X')), SN_k(\text{ConvBN}_k(X')), SN_v(\text{ConvBN}_v(X')) \quad (23)$$

$$Q', K', V' = (q_1, q_2, \dots, q_H), (k_1, k_2, \dots, k_H), (v_1, v_2, \dots, v_H) \quad (24)$$

$$MSSA(Q', K', V') = \text{ConvBN}(SN((q_1 k_1^T v_1 * s), \dots, (q_H k_H^T v_H * s))) \quad (25)$$

Where $Q, K, V \in \mathbb{R}^{T \times N \times D}$, and reshape it into H-head form $Q', K', V' \in \mathbb{R}^{T \times H \times N \times d}$. That is $D = H \times d$.

C The Spike Train Visualization of Spikformer and Spikingformer

C.1 Visualization of Spikformer on ImageNet

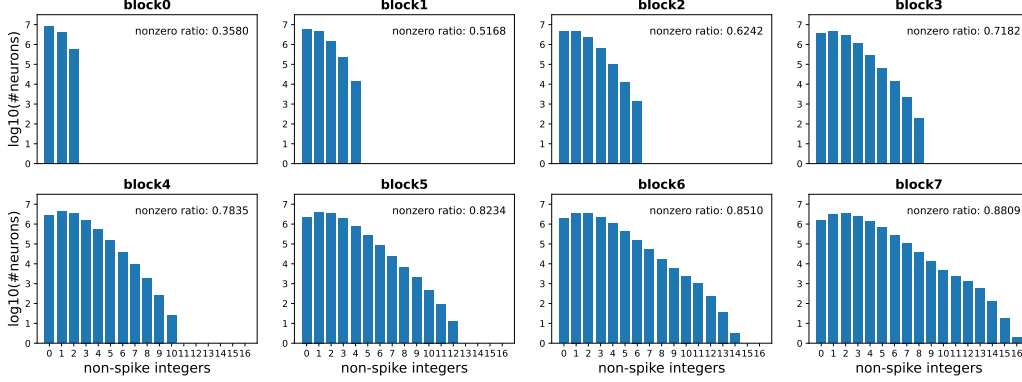


Figure 3: Histogram of the input spike train of each block in Spikformer-8-512 on ImageNet. The abscissa means non-spikes data range with $\{0, 1, 2, \dots, 16\}$ before *ConvBN* layer in transformer block of Spikformer. The ordinate means the *log* value (logarithm with a base of 10) of the neuron numbers of each non-spikes data.

The Fig.3 shows the spike train visualization of Spikformer-8-512 on ImageNet, in detail, we obtain the results by running the trained Spikformer-8-512 on whole ImageNet test set. Spikformer-8-512 has 8 transformer block and two residual connection in every transformer block. Thus, the non-spikes numbers can be up to 16 in Spikformer-8-512. The visualization further verified our analysis : The residual learning of Spikformer results in non-spikes computation (integer-float multiplications) in *ConvBN* layer.

C.2 Visualization of Spikingformer on ImageNet

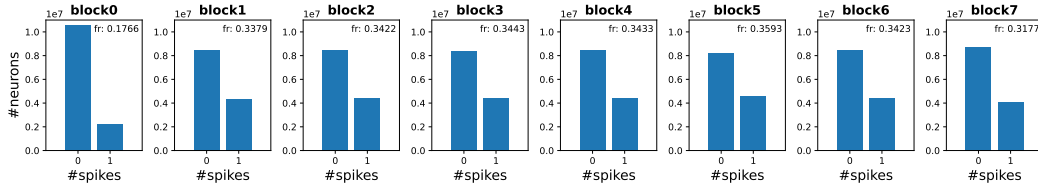


Figure 4: Histogram of the input spike train of each block in Spikingformer-8-512 on ImageNet. The abscissa means binary spike data with $\{0, 1\}$ before *ConvBN* layer in Spikingformer. The ordinate means of the neuron numbers of $\{0, 1\}$.

As in Sec.C.1, we visualized the spike train statistics of Spikingformer-8-512 on ImageNet in Fig.4. The result show our proposed spike-driven residual learning in Spikingformer could effectively avoid integer-float multiplications in Spikformer. In addition, *fr* in Fig.4 represents the fire rate in each spiking transformer block of Spikingformer.

D Additional Results

D.1 Additional Accuracy Results on CIFAR10

We find that spikingformer is not completely convergent on some datasets. For example, Training Spikingformer up to 600 epochs, the accuracy is up to 96.04%. In order to comparison with other methods in same conditions, we choose 300 epochs or 400 epochs. Actually, We find SNN models converges more slowly comparing with ANN in our practice.

Table 5: Training Spikformer up to 600 epochs on CIFAR10.

Backbone	Timestep	CIFAR10
Spikingformer-4-384-300E	4	95.61
Spikingformer-4-384-400E	4	95.81
Spikingformer-4-384-600E	4	96.04

E Theoretical Analysis in Fusion of Convolution and Batch Normalization

The process of convolution and batch normalization for an input element x_i can be formulated as follow:

$$y_{Conv} = w_{Conv} \cdot x_i + b_{Conv} \quad (26)$$

$$y_i = BN_{\gamma, \beta}(x_i) = \gamma \frac{x_i - \mu}{\sqrt{\mu^2 + \varepsilon}} + \beta = \frac{\gamma}{\sqrt{\mu^2 + \varepsilon}} x_i + \beta - \frac{\gamma \cdot \mu}{\sqrt{\mu^2 + \varepsilon}} \quad (27)$$

Thus in deployment, the batch normalization could be formulated as: $y_{BN} = w_{BN} \cdot x_i + b_{BN}$. So, the above steps could be fused:

$$y_i = w_{BN}(w_{Conv} \cdot x_i + b_{Conv}) + b_{BN} = w_{BN} \cdot w_{Conv} \cdot x_i + w_{BN}b_{Conv} + b_{BN} \quad (28)$$

The equivalent Convolution layer $ConvBN$: $W = w_{BN} \cdot w_{Conv}$; $B = w_{BN} \cdot b_{Conv} + b_{BN}$.

F Energy Consumption Recalculation for Spikformer on ImageNet.

In [60], the energy consumption of Spikformer treat the non-spike computation (integer-float multiplications) in $ConvBN$ layer as binary spike-based accumulate operations. That is obviously unreasonable. So, we provide two ways to recalculate the energy consumption of Spikformer on ImageNet: 1) treating integers N ($N > 1$) multiplying with floats as N times binary spike-based accumulate operations. 2) treating integers N multiplying with floats as floating point multiplication, which has much higher energy consumption. The recalculation in Tab.5.1 is according to the first way.