

---

# Meaningful Causal Aggregation and Paradoxical Confounding

---

Yuchen Zhu<sup>1, \*</sup>

Kailash Budhathoki<sup>2</sup>

Jonas Kübler<sup>2</sup>

Dominik Janzing<sup>2</sup>

<sup>1</sup>Department of Computer Science, University College London, UK

<sup>2</sup>Amazon Research Tübingen, Germany

\*Work done during an internship at Amazon Research Tübingen.

## Abstract

In aggregated variables the impact of interventions is typically ill-defined because different micro-realizations of the same macro-intervention can result in different changes of downstream macro-variables. We show that this ill-definedness of causality on aggregated variables can turn unconfounded causal relations into confounded ones and vice versa, depending on the respective micro-realization. We argue that it is practically infeasible to only use aggregated causal systems when we are free from this ill-definedness. Instead, we need to accept that macro causal relations are typically defined only with reference to the micro states. On the positive side, we show that cause-effect relations can be aggregated when the macro interventions are such that the distribution of micro states is the same as in the observational distribution and also discuss generalizations of this observation.

## 1 INTRODUCTION

Discussions on publicly relevant questions in economy, politics, and health typically refer to variables that are actually aggregations over a large number of components. For instance, quantities like *employment rate*, *voter participation* or *vaccination rate* are usually aggregations over business sectors or/and over the whole population of a country or region. Following the literature [Chalupka et al., 2016, Rubenstein et al., 2017], we will refer to those aggregated variables (e.g. ‘total sales’ and ‘total revenue’ of a company) as *macro-variables*, and the detailed individual level quantities as *micro-variables*.

Previous works such as Rubenstein et al. [2017], Spirtes and Scheines [2004] and Beckers and Halpern [2019] show that macro variables do not necessarily admit unambiguous

causal conclusions, but Rubenstein et al. [2017] provide a notion of consistency between macro- and micro-models. Their notion is strong since it requires that all microscopic realizations of an intervention on an aggregated variable result in the same effect on aggregated downstream variables. As follow-up work, Beckers and Halpern [2019] proposes a sequence of definitions of causal consistency, starting from that of Rubenstein et al. [2017], each new definition they provide is stronger than the previous.

Despite the difficulty of consistent aggregation in the real world, the concept of aggregation is ubiquitous. For example, economists study the impact of Gross Domestic Product on civil conflict [Miguel et al., 2004] as it would be overwhelming to model each person’s socioeconomic and political activities; physicists study the impact of pressure and temperature of gas inside a container because it is practically impossible to model the motions of individual particles. Thus, instead of asking whether there is a causal model over macro-variables that is consistent in the sense of Rubenstein et al. [2017], Beckers and Halpern [2019], Spirtes and Scheines [2004], or is approximately consistent [Rischel and Weichwald, 2021, Beckers et al., 2019], we discuss how to make causal claims of interventions on macro-variables *relative to their realizations on micro-variables*. We find that, as a result, *confoundedness* is ambiguous in the macro-variables.

Section 2 introduces the framework of micro- and macro-variable systems. Section 3 introduces ‘natural micro-realizations’ of macro-interventions as those that respect the distributions of micro states for given macro states and show that they enable an unconfounded macro causal model when the micro model is itself unconfounded, while shifts of micro distributions can induce confounding. We derive this phenomenon as a result of a change of coordinate systems where one can identify a macro-intervention with choices of particular coordinate systems for the micro-variables. Section 4 shows cases where the confounding induced by the shift of micro distribution cancels out with confounding from an additional variables, which results in

an unconfounded macro system. Section 5 discusses generalizations of ‘natural micro-realizations’ to general DAGs and their challenges.<sup>1</sup>

The goal of this paper is to initiate a discussion on how meaningful causal aggregation can be made possible, with realistic assumptions, while also being aware of the paradoxes described here.

## 2 MACRO- AND MICRO-INTERVENTION

In this work, micro-level causal models are standard acyclic structural equation models, defined following the standard frameworks introduced by Pearl [2009] and using notation from Peters et al. [2017]:

**Definition 1** (micro causal model) A micro causal model is an acyclic structural causal model (SCM).

**Definition 2** (structural causal model) A structural causal model (SCM)  $M := (\mathbf{S}, P_{\mathbf{N}})$  consists of a collection  $\mathbf{S}$  of  $d$  (structural) assignments

$$X_j := f_j(\mathbf{PA}_j, U_j), \quad j = 1, \dots, d, \quad (1)$$

where  $\mathbf{PA}_j \subseteq \{X_1, \dots, X_d\} \setminus \{X_j\}$  are called **parents of**  $X_j$ ; and a joint distribution  $P_{\mathbf{U}} = P_{U_1, \dots, U_d}$  over the noise variables, which we require to be jointly independent. The corresponding causal DAG  $G$  has nodes  $X_j$  and arrows into  $X_j$  from each of its parents. Note, that  $X_j$  does *not* have to be one-dimensional.

Given a micro-causal model, macro-variables can be thought of to arise from applying an aggregation map on the micro-variables.

**Definition 3** (aggregation map, macro-variables) Given a random variable  $X$  with range  $\mathcal{X}$ , an *aggregation map* is a surjective but non-injective function  $\pi : \mathcal{X} \rightarrow \bar{\mathcal{X}}$ . Define  $\bar{X} = \pi(X)$  to be the *macro-variable* of  $X$  under  $\pi$ .

Graphically, we represent aggregation by the graph  $X \leftrightarrow \bar{X}$ , where the bi-directed arrow visualizes the fact that  $\bar{X}$  can be seen as effect of  $X$  in the observational distribution, but the direction is reversed once we talk about interventions on  $\bar{X}$ . Intuitively, readers can think about total sales as a consequence of individual sales before intervention; during an intervention on total sales, its change is reflected in individual-level sales (so the arrow is reversed).

We will later consider separate aggregations at each node. Then each  $X_j$  will often be a vector in  $\mathbb{R}^n$  and  $\bar{X}_j$  the sum or average of all its components. Given a distribution  $P(X_1, \dots, X_n)$  over the micro-variables, defining  $\pi_j$  for each node induces a joint distribution  $P(X_1, \dots, X_n, \pi(X_1), \dots, \pi(X_n))$ . To avoid further indices, we use the same symbol  $\pi$  instead of  $\pi_j$  for each

node. In our examples we will anyway mostly work with the sum as aggregation map.

**Definition 4** (amalgamated graph) Given a micro causal model and a set of aggregation maps, we define the amalgamated graph,  $G^a := (\mathcal{V}, \bar{\mathcal{V}}, \mathcal{E}, \mathcal{C})$ , where  $V \in \mathcal{V}$  if  $V$  is a micro-variable,  $\bar{V} \in \bar{\mathcal{V}}$  if  $\bar{V}$  is a macro-variable. Further,  $U \rightarrow V \in \mathcal{E}$  if  $U$  and  $V$  are micro-variables and  $U$  is a parent of  $V$ , and  $S \leftrightarrow \bar{S} \in \mathcal{C}$  if  $\bar{S}$  is the aggregation of  $S$ .

The first consequence of aggregation is that the aggregated variables may no longer show a well-defined causal relation:

**Example 1** Consider the cause-effect relation  $X \rightarrow Y$ , with  $X = (X_1, X_2)$  and  $Y = (Y_1, Y_2)$ . For  $j = 1, 2$ , set  $Y_j := \alpha_j X_j$ . Define  $\bar{X} := \pi_X(X_1, X_2) = X_1 + X_2$ , and likewise  $\bar{Y} := \pi_Y(Y_1, Y_2) = Y_1 + Y_2$ . Then, for  $\alpha_1 \neq \alpha_2$ , the effect of setting  $\bar{X}$  to  $\bar{x}$  on  $\bar{Y}$  is ill-defined without any further specification. This example violates the consistency condition set out in [Rubenstein et al., 2017]. We elaborate in Appendix A.

In reality, the case where  $\alpha_1 = \alpha_2$  is rare, and the generic cases are when  $\alpha_1 \neq \alpha_2$ . Since the operation ‘setting  $\bar{X}$  to  $\bar{x}$ ’ is not well-defined *a priori*, its micro-realization needs to be specified whenever talking about it. More precisely, we need to specify a distribution according to which we randomize the micro state (the ‘joint manipulation’ in Spirtes and Scheines [2004]):

**Definition 5** (macro intervention) Given an aggregation map,  $\pi : \mathcal{X} \rightarrow \bar{\mathcal{X}}$ , a (stochastic) *macro-intervention* at  $\bar{x}$ , denoted  $do(\bar{x})$ , is a probability measure over  $\mathcal{X}$ , denoted  $P_{\pi, \bar{x}}^{do}(X)$ , such that  $\pi(x) = \bar{x} \quad \forall x \in \text{supp}(P_{\pi, \bar{x}}^{do}(X))$ . When it is clear in context which aggregation map we refer to, we simply write  $P_{\bar{x}}^{do}(X)$  for light notation. We sometimes refer to  $P_{\pi, \bar{x}}^{do}(X)$  as the *micro realization* of the intervention at  $\bar{x}$ .

Note that also Chalupka et al. [2016] define a macro-level intervention via actual interventions on micro-variables, but consider scenarios where the result is insensitive to the microscopic realization. As a further difference to their setting, we consider stochastic interventions [Correa and Bareinboim, 2020] as well as deterministic, while they only consider the latter.

The following definition formalizes the fact that interventions on aggregated variables reverse the causal relation between  $X$  and  $\bar{X}$ , see also Figure 1:

**Definition 6** (macro-intervention graph) Let  $G^a = (\mathcal{V}, \bar{\mathcal{V}}, \mathcal{E}, \mathcal{C})$  be an amalgamated graph. A macro intervention  $P_{\pi, \bar{x}}^{do}$  maps  $G^a$  to the *macro-intervention graph*,  $G^{a'} := (\mathcal{V}, \bar{\mathcal{V}}, \mathcal{E}', \mathcal{C}')$ , where  $\mathcal{E}' = \mathcal{E} \cup \{\bar{X} \rightarrow X\} \setminus \{V \rightarrow X : V \in \mathcal{V} \setminus \{X\}\}$  and  $\mathcal{C}' = \mathcal{C} \setminus \{X \leftrightarrow \bar{X}\}$ .

<sup>1</sup>In Appendix F we give multiple real-world examples of aggregation to illustrate its ubiquity.

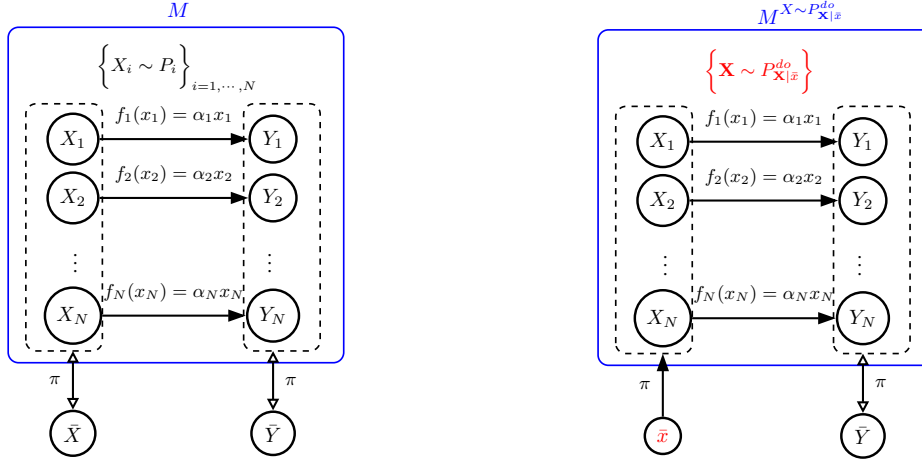


Figure 1: **Left:** The micro-variable causal model  $M$  is described by an SCM, which is shown within the blue frame. The aggregation map  $\pi$  is applied to the micro-variables  $X_1, \dots, X_N$  and  $Y_1, \dots, Y_N$ , both contained in the dashed frame.  $\bar{X}$  and  $\bar{Y}$  are the macro variables which arise from the aggregation map. **Right:** A macro-intervention  $P_{\pi, \bar{x}}^{do}(X)$  is shown. The intervention applied to the macro variable  $\bar{X} := \bar{x}$  is realised as a (perfect) stochastic intervention on  $X$ , note that all values of  $\mathbf{x}$  supported by  $P_{\mathbf{X}|\bar{X}:=\bar{x}}$  give rise to  $\bar{x}$ .

### 3 MACRO-CONFOUNDING IN UNCONFOUNDED MICRO-MODELS

We now show that both the effect of macro-intervention at  $\bar{x}$  and the qualitative property of being confounded or not depends on the micro-realization of the macro-intervention.

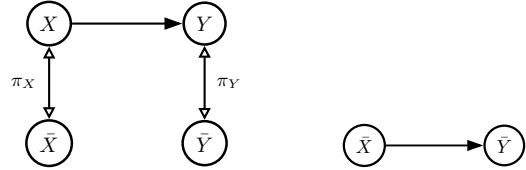


Figure 2: After choosing appropriate microscopic micro-realizations of interventions on  $\bar{X}$ , the cause-effect relation (left) remains unconfounded on the macro level (right).

#### 3.1 CONFOUNDING ON THE MACRO LEVEL

Let  $X$  and  $Y$  be two (multi-variate) micro-variables with associated macro variables  $\bar{X}$  and  $\bar{Y}$ . Suppose that  $X$  precedes  $Y$  in causal order. Denote the observational distribution by  $P$ . Given a macro intervention at  $\bar{x}$ ,  $P_{\bar{x}}^{do}(X)$ , the post-intervention quantity  $P(\bar{y}|do(\bar{X} := \bar{x}))$  is well-defined:  $P(\bar{y}|do(\bar{X} := \bar{x})) = \int_{\mathcal{X}, \mathcal{Y}} P(\bar{y}|Y = y)P(y|do(X := x))P_{\pi, \bar{x}}^{do}(x)dx dy$ . We can then define the notion of macro-confounding by comparing the observational and interventional distributions of macro variables.

**Definition 7** (macro confounding) Let  $X$  and  $Y$  be two micro-variables with associated macro variables  $\bar{X}$  and  $\bar{Y}$  and let  $X$  precede  $Y$  in causal order. Let  $\mathcal{I}$  be a set containing macro-interventions, one for each  $\bar{x} \in \text{Supp}[P(\bar{X})]$ . We say there is *macro-confounding* between macro variables  $\bar{Y}$  and  $\bar{X}$  if  $P(\bar{Y}|\bar{X} = \bar{x}) \neq P(\bar{Y}|do(\bar{X} := \bar{x}))$  for some  $P_{\bar{x}}^{do}(X) \in \mathcal{I}$ .

**Definition 8** (confounding-inducing and confounding-inhibiting macro-interventions) A *confounding-inhibiting macro intervention* is one such that the post-interventional distribution  $P(\bar{Y}|do(\bar{X} := \bar{x}))$  is equal to the observational distribution  $P(\bar{Y}|\bar{X} = \bar{x})$ . On the other hand, a *confounding-inducing macro intervention* is one such that  $P(\bar{Y}|do(\bar{X} := \bar{x})) \neq P(\bar{Y}|\bar{X} = \bar{x})$ .

#### 3.2 A SIMPLE POSITIVE RESULT

The following result provides a simple sufficient condition for which the unconfounded cause-effect relation in Figure 2, left, turns into the unconfounded cause-effect relation in Figure 2, right:

**Theorem 1** (Natural macro-intervention inhibits confounding) Let  $X \rightarrow Y$  and  $\bar{X}$  and  $\bar{Y}$  be macro-variables of  $X$  and  $Y$ , respectively. Then the macro-intervention  $P_{\bar{x}}^{do}(X) := P(X|\bar{X} := \bar{x})$  is confounding-inhibiting, that is, the unconfounded cause-effect relation  $\bar{X} \rightarrow \bar{Y}$  correctly predicts the effect of interventions on  $\bar{X}$ .

To keep notation simple, our proofs will henceforth consider discrete variables but the generalization to continuous variables is obvious.

*Proof.*  $P(\bar{Y}|do(\bar{x})) = \sum_x P(\bar{Y}|x)P(x|\bar{x}) = P(\bar{Y}|\bar{x})$ .  $\square$

Despite its mathematical simplicity, one should appreciate that this result shows an option for consistently aggregating cause-effect relations provided one is willing to accept its *context dependence*: the relation  $\bar{X} \rightarrow \bar{Y}$  holds whenever one assumes that the micro-realization  $P_{\bar{x}}^{do}(X)$  is just the

conditional distribution of micro states  $X$  as is usual ‘in the wild’. This view, however, entails that we refer to different micro-realizations in different marginal distributions of  $X$ , because conditioning macro states would then in general give rise to different distributions of micro states.

Nevertheless, adopting the distribution of micro states from the observational distribution seems like a natural definition for  $P_{\bar{x}}^{do}(X)$  whenever there is no additional knowledge about the system telling us how a ‘more natural’ distribution would look like.<sup>2</sup> We will henceforth call  $P(X|\bar{X})$  the *natural micro-realization*.

**Definition 9** (natural macro-intervention) A *natural macro-intervention* of an aggregated variable is the distribution of the micro-variables conditioned on the value of the macro-variable.

### 3.3 MOTIVATING EXAMPLE

To consider a toy scenario in real life which matches Example 1, suppose there are two identical shops,  $A$  and  $B$ , each with two products, indexed 1 and 2, with prices  $\alpha_1$  and  $\alpha_2$ , respectively. The sales  $X_1, X_2$  of the two products are assumed to be independent Gaussians with means  $\mu_1, \mu_2$  and variances  $\sigma_1^2, \sigma_2^2$ . The total revenue,  $\bar{Y}$  is given by  $\bar{Y} = \alpha_1 X_1 + \alpha_2 X_2$ . Now suppose the shop owners want to understand how total revenue changes *wrt* total sales,  $\bar{X} = X_1 + X_2$ .

Shop  $A$  owner performs the natural micro-realization i.e.  $P^{do}(X_1, X_2|\bar{x}) := P(X_1, X_2|\bar{x})$ .

Clearly this leads them to conclude that  $\bar{X}$  is unconfounded due to Theorem 1. Consequentially, the shop  $A$  owner concludes on the following structural equation which is what would be obtained by regressing  $\bar{Y}$  on  $\bar{X}$ :

$$\bar{Y} = \frac{\text{Cov}(\bar{Y}, \bar{X})}{\text{Cov}(\bar{X}, \bar{X})} \bar{X} + N = \frac{\alpha_1 \sigma_1^2 + \alpha_2 \sigma_2^2}{2} \bar{X} + N, \quad (2)$$

with  $N \perp\!\!\!\perp \bar{X}$ . Meanwhile, shop  $B$  owner performs an experiment also setting the total sales to  $\bar{x}$ , but they do this by observing how many items were sold for product 1, and then turn up (or down) the advertising to make sure they

<sup>2</sup>Motivated by thermodynamics Balian [2007], one may alternatively want to consider the distribution with maximal entropy subject to the constraint  $\bar{X} = \bar{x}$  as ‘most natural’. However, entropy of continuous variables implicitly refers to a reference measure (like the volume in phase space in physics), which again introduces an ambiguity.

Nevertheless, *equilibrium* thermodynamics [Adkins, 1983] provides an example where ‘natural micro-realizations’ exist: regardless of whether macroscopic variables like volume or pressure have been *observed* or *set* by an intervention, in both cases the distribution of micro states is the uniform distribution (maximum entropy) in the sub-manifold of the phase space satisfying the respective macro constraint.

sell  $\bar{x} - x_1$  items for product 2. This amounts to the macro intervention:

$$P_{\bar{x}}^{do}(X_1, X_2) = \mathcal{N}\left(\left(\begin{array}{c} \mu_1 \\ \bar{x} - \mu_1 \end{array}\right), \left(\begin{array}{cc} \sigma_1^2 & -\sigma_1^2 \\ -\sigma_1^2 & \sigma_1^2 \end{array}\right)\right) \quad (3)$$

Shop  $B$  owner, making this intervention, would instead conclude that the structural equation generating  $\bar{Y}$  is

$$\bar{Y} = \alpha_2 \bar{X} + \tilde{N}, \quad (4)$$

where  $\tilde{N} = (\alpha_1 - \alpha_2)X_1$ .

Thus, whenever  $\alpha_1 \neq \alpha_2$ , we have  $\tilde{N} \not\perp\!\!\!\perp \bar{X}$  under  $P$ .

Note that equations (2) and (4) generate the same observational distribution  $P(\bar{Y}, \bar{X})$ , but they correspond to different macro-interventions on  $\bar{X}$ , the former being *confounding-inhibiting* while the latter being *confounding-inducing*.

### 3.4 A PERSPECTIVE FROM LINEAR CHANGE OF COORDINATES

The above example can also be formalized by thinking of the vector of micro variables  $X = (X_1, \dots, X_N)$  as a coordinate system and the aggregation as a result of a linear change of coordinates. Let  $H : \mathbb{R}^N \rightarrow \mathbb{R}^N$  be a bijective linear map (i.e. the change-of-coordinate map). Further, requiring the first row of  $H$  to be ones would give us the sum aggregation:

$$H_{1,:} = (1, 1, \dots, 1) \quad (5)$$

Then, trivially it follows that

$$\begin{aligned} \bar{Y} &:= \alpha^\top X \\ &= \alpha^\top H^{-1} H X \\ &= \underbrace{\sum_{i=1}^N \alpha_i H_{i,1}^{-1}}_{\beta} X + \underbrace{\sum_{i,k=1}^N \sum_{j=2}^N \alpha_i H_{i,j}^{-1} H_{j,k}}_{\tilde{U}_\beta} X_k \end{aligned}$$

Therefore, after a linear change of coordinates with  $\bar{X}$  being part of the new coordinate system,  $\bar{Y}$  still admits a linear structural equation under the new coordinates. We can view this as a usual structural equation of  $\bar{Y}$ , since all we did was changing the coordinates. Now, an intervention on  $\bar{X}$  amounts to changing  $\bar{X}$  while not affecting remaining coordinates  $\sum_{k=1}^N H_{2:,k} X_k$ , and hence the noise term,  $\tilde{U}_\beta$ , which is a linear combination thereof. This translates the ambiguity of  $do(\bar{x})$  into specifying the basis vectors corresponding to the *remaining* coordinates.

One may ask, since  $H$  is constrained - it must satisfy (5) - it needs to be shown that there exist  $H$  so that a given  $\beta$  can be obtained. With a little bit more effort, we can also show that for any  $\Delta$  such that  $\sum_i \Delta_i = 1$ , there also exist  $H$  such that  $\Delta = H_{:,1}^{-1}$ . Indeed, we check this in the following lemma.

**Lemma 1** For a given  $\alpha \in \mathbb{R}^N$ ,  $\alpha \not\propto (1, \dots, 1)$  and  $c \in \mathbb{R}$ , there exists an invertible  $N \times N$  matrix  $H \in \mathbb{R}^{N \times N}$  such that  $H_{1,i} = 1 \forall i = 1, \dots, N$  and  $\sum_i \alpha_i H_{i,1}^{-1} = c$ . Moreover, for any  $\Delta$  such that  $\sum_i \Delta_i = 1$ , there also exist  $H$  such that  $\Delta = H_{:,1}^{-1}$ .

The proof is in Appendix E. Lemma 1 shows that for any  $\beta$ , there exist at least one corresponding change-of-coordinate matrix  $H$ . This is remarkable: When  $\beta = \frac{\text{Cov}(\bar{Y}, \bar{X})}{\text{Cov}(\bar{X}, \bar{X})}$ , we know from regression that  $\bar{X}$  and  $\bar{Y}$  look unconfounded. On the contrary, note that  $\bar{U}_\beta = \alpha^\top X - \beta \bar{X}$ . Therefore, as  $\beta \rightarrow \infty$ ,  $|\text{Cov}(\bar{X}, \bar{U}_\beta)| \rightarrow \infty$ . This means that depending on the change-of-coordinate matrix chosen,  $\bar{X}$  can look either unconfounded or *arbitrarily strongly confounded* with  $\bar{Y}$ .

Relating the ambiguity of macro interventions to the ambiguity of the coordinate systems links this work also to causal representation learning, which deals with causal modeling in scenarios where the variables are not given a priori [Bengio et al., 2013, Schölkopf et al., 2021].

### 3.5 MORE PRACTICAL: SHIFT INTERVENTIONS

In large practical scenarios, interventions that set micro-variables to distribute in a particular way is difficult. More realistically, interventions can change the value *relative* to its current state.

We therefore consider the simple shift-intervention  $X \mapsto X + \delta$  with constant  $\delta$ , which is a special case of general shift-interventions  $X \mapsto f(X)$  [Rothenhäusler et al., 2015, Sani et al., 2020]. In the standard setting (i.e. without dealing with aggregation), a shift intervention is implemented as the practitioner simply observe whichever treatment the subject is about to receive, and then add a constant on top of it. In Appendix B we elaborate on its relations with atomic interventions. Alternatively, one can think of the shift resulting from the linear influence of a cause of  $X$ .

**Macro models under shift interventions.** Clearly, the change-of-coordinate perspective also implies, as a consequence, how to distribute the shift in  $\bar{X}$  to shifts in the micro-variables  $X_1, \dots, X_N$ . From (6), doing  $\bar{X} \mapsto \bar{X} + 1$  amounts to doing  $X \mapsto X + H_{:,1}^{-1}$ :

$$\bar{Y}(\bar{X} + 1) = \underbrace{\alpha^\top H_{:,1}^{-1} \bar{X} + U_\beta}_{\alpha^\top X} + \alpha^\top H_{:,1}^{-1} \quad (6)$$

$$= \alpha^\top (X + H_{:,1}^{-1}) \quad (7)$$

i.e. shifting by 1 on  $\bar{X}$  and shifting  $X$  by  $H_{:,1}^{-1}$  on the micro-variables are the same thing.

This makes calculating  $\beta$  easy if you have already decided how you want to shift  $X$ : by Lemma 1,  $H_{:,1}^{-1}$  can be any vector  $\Delta$  whose elements sum to 1. Therefore, just make

sure that the coefficients of  $\Delta$  sum up to 1, and the corresponding structural coefficient reads  $\beta = \alpha^\top \Delta$ .

### 3.6 NON-GAUSSIAN AND NON-LINEAR GENERALIZATION

Certainly,  $\bar{X}$  can also be the first coordinate after a *non-linear* coordinate transformation. We will see that even in *linear* models, noise terms that have a non-linear effect on the target may be more interpretable. Further, the most interpretable interventions may not necessarily come from *linear* coordinate changes.

To this end, assume that  $Y_j$  is given by

$$Y_j = f_j(X_j) + V_j, \quad j = 1, \dots, N,$$

where  $f_j$  may be non-linear functions and  $V_j$  are noise terms, independent of  $X_j$  and jointly independent.

We will first show that there is an infinite continuum of options for a structural equation that writes  $\bar{Y}$  in terms of  $\bar{X}$  together with an appropriately constructed (formal) noise term. From these options, we will later choose one that renders the causal relation between  $\bar{X}$  and  $\bar{Y}$  unconfounded.

To simplify notation, we introduce the auxiliary variable  $W := \sum_{j=1}^N f_j(X_j)$  and obtain

$$\bar{Y} = W + \bar{V}, \quad (8)$$

with  $\bar{V} := \sum_{j=1}^N V_j$ .

For our coordinate change we can restrict our attention to the two dimensional subspace spanned by  $\bar{X}, W$ : let  $\psi : \mathbb{R}^2 \rightarrow \mathbb{R}^2$  be a bijection that leaves the first component invariant, that is  $\psi(a, b) = (a, \psi_2(a, b))$ . We then have  $\psi^{-1}(a, b) = (a, \phi(a, b))$ , where  $\phi$  denotes the second component of  $\psi^{-1}$ .

We define an additional noise variable  $M := \psi_2(\bar{X}, W)$ , from which we can reconstruct  $W$  via  $W = \phi(\bar{X}, M)$ , and rewrite (8) as

$$\bar{Y} = \phi(\bar{X}, M) + \bar{V}, \quad (9)$$

with  $\bar{V}$  being independent of  $\bar{X}$  and  $M$ , but  $M$  possibly dependent of  $\bar{X}$ . Then, (9) can be interpreted as the SCM of a (possibly confounded) causal relation between  $\bar{X}$  and  $\bar{Y}$  with vector valued noise variable  $(M, \bar{V})$ .

To see that  $M$  can be chosen in a way that renders this relation unconfounded, define  $M$  via the conditional cumulative distribution function

$$M(\bar{x}, w) := P(W \leq w | \bar{X} = \bar{x}).$$

Whenever the conditional distribution of  $W$ , given  $\bar{X}$  is continuous,  $M$  given  $\bar{X}$  is uniformly distributed for all  $\bar{x}$  and thus independent of  $\bar{X}$ . The function  $\phi$  exists if  $M(\bar{x}, \cdot)$  is invertible for all  $\bar{x}$ . With such a choice of  $M$ , (9) is the SCM of an unconfounded causal relation between  $\bar{X}$

and  $\bar{Y}$  and an intervention that keeps  $M$  constant is then confounding-inhibiting.

The different choices of  $M$  may differ with respect to interpretability and the one above (which renders the relation unconfounded) may not be the most interpretable one. Let us revisit the example  $f_j(X_j) = \alpha_j X_j$ , where  $\alpha_j$  is the price per unit and  $V_j := 0$ . We can then define the noise  $M$  by the average price  $M := (\sum_{j=1}^N \alpha_j X_j) / (\sum_{j=1}^N X_j)$ , for which we obtain the SCM

$$\bar{Y} = \bar{X} \cdot M. \quad (10)$$

We can then think of an intervention in which the company starts selling products to an additional country with buying patterns comparable to their existing customers. This increases the sales of all price segments by the same percentage, and thus defines an intervention that keeps the average price  $M$  (the noise in (10)) constant.

### 3.7 MACRO-INTERVENTIONS FOR WHICH WE CANNOT SPECIFY A MACRO CONFOUNDER.

So far we have shown that the macro variables appear confounded or not, depending on the specified macro interventions. It turns out there exist macro interventions which do not make the macro variables look unconfounded, but also do not allow for an explicit construction of a macro-confounder. Due to space limitation, we elaborate on this in Appendix C.

## 4 MACRO-CONFOUNDING IN CONFOUNDED MICRO-MODELS

What if the micro systems themselves are confounded? In 4.1 we first present a technical result in the context of categorical variable models. In 4.2, we also provide a discussion in the continuous variable setting, focusing on linear Gaussian models.

### 4.1 DISCRETE CONFOUNDED MICRO MODELS

Even if the underlying micro system is confounded, there can still be, at times, macro interventions which make the system look unconfounded. Moreover, even if the system remains confounded after aggregation in the effect variable (i.e. the micro-variable causes are confounded with the aggregated effect variable  $\bar{Y}$ ), the system may still regain unconfoundedness after aggregation of the micro-variable causes.

**Theorem 2** Let  $X, Y, Z$  be categorical variables with  $|\mathcal{X}|, |\mathcal{Y}|, |\mathcal{Z}| < \infty$ . Let  $G$  be the causal graph with  $X \rightarrow Y$ ,  $X \leftarrow Z \rightarrow Y$ , and let  $\pi_X : \mathcal{X} \rightarrow \bar{\mathcal{X}}$  and  $\pi_Y : \mathcal{Y} \rightarrow \bar{\mathcal{Y}}$  denote aggregation maps. Let  $G^a$  be the amalgamated

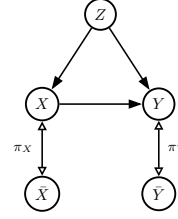


Figure 3: Confounded cause-effect relation between  $X$  and  $Y$ , which can turn into an unconfounded cause-effect relation on the aggregated level, depending on the micro-realization of  $do(\bar{x})$ .

graph of  $G$ ,  $\pi_X$  and  $\pi_Y$ . Further, let  $G^{a'}$  be the macro-intervention graph for an intervention on  $\bar{X}$ . See Figure 3 Let  $P$  denote probability distributions satisfying the conditional independence structure given by  $G^a$ , and  $P^{do}$  denote probability distributions satisfying the independence structure given by  $G^{a'}$ . Suppose  $|\bar{\mathcal{Y}}| < \min(|\mathcal{X}|, |\mathcal{Z}|)$ ,  $|\bar{\mathcal{X}}| < |\mathcal{X}|$ . Then for any coarsening maps  $\pi_X$  and  $\pi_Y$ , and any family of macro interventions on  $\bar{X}$ :  $\{P_{\pi_X, \bar{x}}^{do} \mid \bar{x} \in \bar{\mathcal{X}}, P_{\pi_X, \bar{x}}^{do} \neq P_{X|\bar{X}=\bar{x}}\}$  there exist at least one  $P$  such that

1.  $P(Y|X) \neq P^{do}(Y|X)$ . i.e.  $X$  and  $Y$  are confounded.
2.  $P(\bar{Y}|X) \neq P^{do}(\bar{Y}|X)$ . i.e.  $X$  and  $\bar{Y}$  are confounded.
3.  $P(\bar{Y}|\bar{X} = \bar{x}) = P^{do}(\bar{Y}|\bar{X} = \bar{x})$  for all  $\bar{x} \in \bar{\mathcal{X}}$ . i.e.  $\{(\bar{x}, P_{X|\bar{X}}^{do}) \mid \bar{x} \in \bar{\mathcal{X}}\}$  are confounding-inhibiting macro interventions.

The conditions  $|\bar{\mathcal{Y}}| < \min(|\mathcal{X}|, |\mathcal{Z}|)$  and  $|\bar{\mathcal{X}}| < |\mathcal{X}|$  are sufficient conditions which ensure that there is strong-enough aggregation. The theorem thus states that we could find joint distributions over  $X, Y, \bar{X}, \bar{Y}$  such that even if both  $(X, Y)$  and  $(\bar{X}, \bar{Y})$  are confounded, the confounding can be ‘cancelled out’ for  $(\bar{X}, \bar{Y})$  provided there is enough aggregation.

### 4.2 LINEAR GAUSSIAN CONFOUNDED MODELS

Assume we are given the confounded linear gaussian model

$$\bar{Y} = \alpha^T X + N, \quad (11)$$

where  $N$  is a noise variable that correlates with  $X$  but is not a descendant of  $X$ .

Let  $\pi$  be the aggregation that sums all elements of  $X$ . Is it possible to define  $P_{\pi, \bar{x}}^{do}(X)$  in a way that is confounding-inhibiting, that is, that  $P(\bar{Y}|do(\bar{x})) = P(\bar{Y}|\bar{x})$ ? The following necessary condition shows that it is not always possible. Let  $\Sigma_X^{do(\bar{x})}$  denote the covariance matrix of  $P_{\pi, \bar{x}}^{do}(X)$ . Then  $P(\bar{Y}|do(\bar{x}))$  has variance

$$\text{Var}(\bar{Y}|do(\bar{x})) = \text{Var}(N) + \alpha^T \Sigma_X^{do(\bar{x})} \alpha. \quad (12)$$

Since the second term is non-negative, we can only suppress confounding if

$$\text{Var}(\bar{Y}|\bar{x}) \geq \text{Var}(N). \quad (13)$$

We can give (13) a geometric interpretation if we focus on random variables with zero mean without loss of generality and think of covariance as inner product in the Hilbert space of random variables with finite variance. We can even restrict the attention to the 3-dimensional space spanned by  $\bar{X}$ ,  $\alpha^T X$ ,  $N$ .

Accordingly, we have  $\text{Var}(N) = \|N\|^2$ . Further, let  $Q^\perp$  denote the projection onto the orthogonal complement of  $\bar{X}$ . Then  $\text{Var}(\bar{Y}|\bar{x}) = \|Q^\perp(N + \alpha^T X)\|^2$  for all  $\bar{x}$ , because the conditional variance is given after regressing  $\bar{X}$  out and is homoscedastic since we are considering joint-Gaussian variables. We can thus rewrite (13) as

$$\|Q^\perp(N + \alpha^T X)\| \geq \|N\|. \quad (14)$$

To see that (13) is also sufficient to enable confounding-inhibiting interventions, we will briefly check that  $\alpha^T \Sigma_X^{do(\bar{x})} \alpha$  can be made arbitrarily large, and then it follows (13) is sufficient to guarantee existence of a Gaussian macro-intervention that is confounding-inhibiting. Whenever  $\alpha$  and  $\mathbf{1} = (1, \dots, 1)^T$  are linearly independent (otherwise the problem is anyway trivial), this is achieved by choosing  $\Sigma_X^{do(\bar{x})}$  with  $\mathbf{1}$  being an eigenvector with eigenvalue 0 and other eigenvalues large enough so that  $\alpha^T \Sigma_X^{do(\bar{x})} \alpha = \text{Var}(\bar{Y}|\bar{x}) - \text{Var}(N)$ .

We now need to show that we can define  $do(\bar{x})$  in a way that ensures that conditional expectations also match:

$$E[\bar{Y}|do(\bar{x})] = E[\bar{Y}|\bar{x}]. \quad (15)$$

Since the intervention cannot affect  $N$  by assumption, (11) implies

$$E[\bar{Y}|do(\bar{x})] = \sum_j \alpha_j E[X_j|do(\bar{x})] + E[N].$$

In defining our intervention, we can freely choose each  $E[X_j|do(\bar{x})]$  with the only constraint  $\sum_j E[X_j|do(\bar{x})] = \bar{x}$ . Whenever  $\alpha$  and  $(1, \dots, 1)$  are linearly independent, the term  $\sum_j \alpha_j E[X_j|do(\bar{x})]$  can be made to achieve *any* real value, hence we can certainly ensure (15).

Finally, for which values of  $\alpha$  is (14) (or equiv., (13)) satisfied? When  $\alpha \propto \mathbf{1}$ , it is clearly not satisfied: since  $Q^\perp \bar{X} = 0$  and  $\|Q^\perp N\| < \|N\|$  as  $\bar{X}$  and  $N$  are not perpendicular under the covariance inner product. But as soon as  $\alpha$  and  $\mathbf{1}$  are linearly independent, the RHS of (12) can be made arbitrarily large by scaling up  $\alpha$  while having it always point in the same direction. Thus, it is possible to tune  $\alpha$  as a hyperparameter of the system to ensure that confounding-inhibiting interventions exist.

**Interpretation.** For the relation between sold items  $X_i$  of each product  $i$  with price  $\alpha_i$  and  $Y_i = \alpha_i X_i$  its revenue, let  $Z_i$  be the number of extra products sold on promotion with reduced price  $\gamma_i$ . Assume that if the customer buys

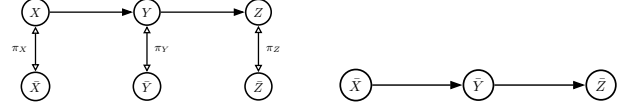


Figure 4: The *natural micro-realization* of macro interventions from Section 3.2 enables coarse graining the chain on the left to the chain on the right whenever  $\bar{X} \perp\!\!\!\perp \bar{Z}|\bar{Y}$ .

one item on reduced price, then they will also buy one on full price, giving rise to the micro-level SCM  $X_i := Z_i$  and  $Y_i := \alpha_i X_i + \gamma_i Z_i$ . Here,  $Z_i$  are micro confounders of the cause-effect pair  $X_i \rightarrow Y_i$  and we obtain an aggregated confounder  $N := \sum_i \gamma_i Z_i$ , which may disappear for appropriate interventions on  $\bar{X}$ , provided the prices  $\alpha_i$  are ‘different enough’ from being all the same.

The above formulation asserts that the shop owner selling the items can make a confounding-inhibiting macro intervention on the total number of items sold on full price ( $\bar{X}$ ) when full prices  $\alpha$  contain enough heterogeneity wrt to the reduced prices  $\gamma$  i.e. When all prices are the same, there is not enough heterogeneity in the micro-model to blur out the confounding. On the other hand, if there is enough heterogeneity in the prices, then the shop owner may find a macro-intervention on the items sold on full prices, for which they can infer the causal effect of, by directly regressing total revenue on total items sold on full price.

## 5 MULTI-VARIATE MODELS

In this section we want to follow up on the positive result of Theorem 1 and discuss generalizations and their challenges.

### 5.1 LINEAR CHAIN

Given the micro model in Figure 4, left, we are now facing two challenges if we wish to aggregate it to the structure on the right. First, the macro variable  $\bar{Y}$  will not necessarily block the influence of  $\bar{X}$  on  $\bar{Z}$  due to information transmission through the micro state  $Y$ . Second, the generalization of *natural micro-realization* raises the following ambiguity for  $do(\bar{y})$ : to someone who focuses on the cause-effect relation  $Y \rightarrow Z$  only, it should be  $P(Y|\bar{y})$ , in alignment with Section 3.2. However, after seeing  $\bar{X}$  one may want to consider  $P(Y|\bar{y}, \bar{x})$  more natural. This appears to be the right choice at least if one restricts the analysis to the sub-population with fixed  $\bar{x}$ . Remarkably, these two questions are related:

**Lemma 2** (irrelevance of cause of causes) Given the causal chain in Figure 4, then setting  $do(\bar{y}) := P(Y|\bar{y})$  results in the same downstream effect on  $\bar{Z}$  as implementing it according to  $P(Y|\bar{y}, \bar{x})$  if and only if

$$\bar{X} \perp\!\!\!\perp \bar{Z}|\bar{Y}. \quad (16)$$

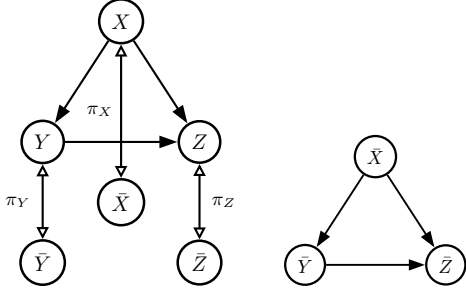


Figure 5: Left: complete DAG with micro variables  $X, Y, Z$ , together with its aggregations  $\bar{X}, \bar{Y}, \bar{Z}$ . Right: The aggregated DAG which we would like to give a causal semantics by introducing appropriate interventions, if possible.

*Proof.* Implementing  $do(\bar{y})$  according to  $P(Y|\bar{y})$  results in the downstream effect  $\sum_y P(\bar{Z}|y)P(y|\bar{y}) = \sum_y P(\bar{Z}|y, \bar{y})P(y|\bar{y}) = P(\bar{Z}|\bar{y})$ . Micro-realization via  $P(Y|\bar{y}, \bar{x})$  results in  $\sum_y P(\bar{Z}|y)P(y|\bar{y}, \bar{x}) = \sum_y P(\bar{Z}|y, \bar{y}, \bar{x})P(y|\bar{y}, \bar{x}) = P(\bar{Z}|\bar{y}, \bar{x})$ . The statement  $P(\bar{Z}|\bar{y}) = P(\bar{Z}|\bar{y}, \bar{x})$  holds for all  $\bar{x}, \bar{y}$  iff. (16) is true.  $\square$

If (16) does not hold, the chain in Figure 4, right, is anyway not a valid aggregation and requires an additional arrow  $\bar{X} \rightarrow \bar{Z}$  instead.<sup>3</sup> Whenever (16) holds, the cause-effect relation  $\bar{Y} \rightarrow \bar{Z}$  is valid with respect to both micro-realizations  $P(Y|\bar{y}, \bar{x})$  and  $P(Y|\bar{y})$ , and they result in same effect on  $\bar{Z}$ . Since the natural micro-realization of  $do(\bar{x})$  has no ambiguity and renders the relation to  $\bar{Y}$  and  $\bar{Z}$  unconfounded, the chain in Figure 4, right, captures all causal relations correctly with respect to natural micro-realizations. It is convenient that (16) is a purely statistical criterion and refers to macro variables only.

## 5.2 BACKDOOR ADJUSTMENTS

Assume now we have the DAG in Figure 5, left. Under which conditions can we define micro-realizations of macro interventions with respect to which the system behaves like the DAG on the right of Figure 5? We already know that  $P(X|\bar{x})$  yields effects on  $\bar{Y}, \bar{Z}$  that align with the observational conditionals  $P(\bar{Y}|\bar{X})$  and  $P(\bar{Z}|\bar{X})$ , respectively. The questionable part is the effect of interventions on  $\bar{Y}$ . We need to define them in a way that ensures

$$P(\bar{Z}|do(\bar{y}), \bar{x}) = P(\bar{Z}|\bar{y}, \bar{x}), \quad (17)$$

that is, the backdoor adjustment formula with  $\bar{X}$  as adjustment variable (Rule 2, Theorem 3.4.1 in Pearl [2009]). We find the following sufficient condition:

**Lemma 3** (macro backdoor adjustment) Given the DAG Figure 5, left, let  $\bar{Z}_y$  denote the random variable  $\bar{Z}$  after

<sup>3</sup>In the context of dynamical processes, this question translates to the difficult question of which macro variables are required to describe the relevant part of the history, see e.g. Crutchfield and Shalizi [1999].

adjusting  $Y$  to some fixed  $y$  in the SCM for  $\bar{Z}$ . If

$$\bar{Z}_y \perp\!\!\!\perp Y | \bar{X}, \quad (18)$$

then (17) holds if  $do(\bar{y})$  is defined by randomizing  $Y$  according to  $P(Y|\bar{y}, \bar{x})$ .

*Proof.* For fixed  $\bar{x}$ , (18) states that  $\bar{Z}$  is a function of noise that is independent of  $Y$ , thus we have equality of the interventional and observational probabilities  $P(\bar{Z}|do(y), \bar{x}) = P(\bar{Z}|y, \bar{x})$ . We conclude  $P(\bar{Z}|do(\bar{y}), \bar{x}) = \sum_y P(\bar{Z}|do(y), \bar{x})p(y|\bar{y}, \bar{x}) = \sum_y P(\bar{Z}|y, \bar{x})p(y|\bar{y}, \bar{x}) = P(\bar{Z}|\bar{y}, \bar{x})$ .  $\square$

Lemma 3 states that we can consider the DAG in Figure 5, as a valid aggregation of the one on the left when we make the macro-intervention  $P(Y|\bar{y}, \bar{x})$ , provided that  $\bar{X}$  blocks the backdoor path between  $Y$  and  $\bar{Z}$ .

Since condition (18) refers to the micro state of  $Y$ , it seems quite strong, but finding conditions that are easier to handle has to be left to the future. Nevertheless, it is worth mentioning that the proof of Lemma 3 straightforwardly generalizes to back-door adjustments in arbitrary DAGs. We first state Definition 3.3.1 in [Pearl, 2009]:

**Definition 10** (back-door criterion) A set  $B$  of variables satisfies the back-door criterion relative to the ordered pair  $(X_i, X_j)$  if (i) no node in  $B$  is a descendant of  $X_i$  and (ii)  $B$  blocks every path between  $X_i$  and  $X_j$  that contains an arrow into  $X_i$ .

Then we have:

**Theorem 3** (general back-door adjustment) Let  $G$  be the causal DAG for  $X_1, \dots, X_n$  and  $P(\bar{X}_1, \dots, \bar{X}_n)$  be Markovian relative to some DAG  $\bar{G}$  that contains  $\bar{X}_i \rightarrow \bar{X}_j$  if  $X_i \rightarrow X_j$  is an arrow in  $G$ , but possibly also additional arrows. Let the set  $B$  of macro variables satisfy the back-door criterion with respect to the pair  $(\bar{X}_i, \bar{X}_j)$  in  $\bar{G}$  and

$$(\bar{X}_j)_{x_i} \perp\!\!\!\perp X_i | B, \quad (19)$$

where  $(\bar{X}_j)_{x_i}$  denotes  $\bar{X}_j$  after adjusting  $X_i$  to  $x_i$ . Then we have

$$P(\bar{X}_j|do(\bar{x}_i), b) = P(\bar{X}_j|\bar{x}_i, b),$$

with respect to the micro-realization  $P(X_i|\bar{x}_i, b)$ .

The proof is immediate by replacing  $Y$  with  $X_i$ ,  $Z$  with  $X_j$ , and  $X$  with  $B$  in the proof of Lemma 3 (note that the back-door condition for  $\bar{G}$  implies the one for  $G$  because there the former can only differ by additional arrows).

Whenever there are different adjustment sets  $B, B'$  with respect to which condition (19) holds, the micro-realizations  $P(X_i|\bar{x}_i, b)$  and  $P(X_i|\bar{x}_i, b')$  result in the same effect on  $\bar{X}_j$ . This is because in any DAG, interventional distributions computed from different back-door adjustments coincide.



## 6 CONCLUSION

Aggregated variables are the rule rather than the exception in causal models of processes in everyday life. Nevertheless, there is today no satisfying way to deal with the ill-definedness of interventions on aggregated variables. On the one hand, this paper shows that this ill-definedness entails ambiguity not only with respect to the quantitative effect, but even with respect to the causal structure, namely whether a cause-effect relation is confounded or not. On the positive side, this paper introduces ‘natural micro-realizations’ of macro interventions which respect the observed distribution of micro states. We have discussed condition for which this admits aggregation in simple causal structures. At the same time, the fact that ‘natural micro-realizations’ depend on the respective observational distribution at hand, reveals that causal statements on aggregated variables are context dependent. This needs to be kept in mind in particular for out of distribution generalization of causal models [Wenzel et al., 2022], e.g., covariate shift [Sugiyama and Kawanabe, 2012, Schölkopf et al., 2012], in case the shift affects also the distribution of micro states.

### Acknowledgements

We gratefully acknowledge Atalanti Mastakouri and Leena Chennuru Vankadara for helpful discussions and for proof-reading the paper.

## A SECTION 2

**Example 1** Let  $M = (\mathbf{S}, P_{\mathbf{N}})$  be a micro causal model where

$$\mathbf{S} = \{X_1 := U_1, X_2 := U_2, Y_1 := \alpha_1 X_1, Y_2 := \alpha_2 X_2\}$$

where  $\alpha_1 \neq \alpha_2, \mathcal{U}_1 = \{0, 1\}, \mathcal{U}_2 = \{0, 1\}, \text{supp}[P_{U_1}] = \text{supp}[P_{U_2}] = \{0, 1\}$ . Now, consider a set of interventions that we are interested in on the micro causal model.

$$\begin{aligned} \mathcal{I} = \{ & i_1 = do(X_1 := 1, X_2 := 0), \\ & i_2 = do(X_1 := 0, X_2 := 1)\}. \end{aligned}$$

as well as aggregation maps  $\bar{X} = \pi_X((X_1, X_2)) = X_1 + X_2$  and  $\bar{Y} = \pi_Y((Y_1, Y_2)) = Y_1 + Y_2$ .

Now applying  $i_1$  to the system results in  $X_1 = 1, X_2 = 0, Y_1 = \alpha_1, Y_2 = 0$ , and thus  $\bar{X} = 1$  and  $\bar{Y} = \alpha_1$ . Meanwhile, applying  $i_2$  to the system results in  $X_1 = 0, X_2 = 1, Y_1 = 0, Y_2 = \alpha_2$ , and thus  $\bar{X} = 1$  and  $\bar{Y} = \alpha_2$ . Thus, there is no structural assignment  $f : \bar{\mathcal{X}} \rightarrow \bar{\mathcal{Y}}$  s.t.

$$\pi_{\#} P^{do(i_k)}(X_1, X_2, Y_1, Y_2) = P^{do(\bar{X}:=1)}(\bar{X}, \bar{Y})$$

where  $k = 1, 2$ .

Therefore, it is not possible to define a sensible causal model on the macro variables: since  $X_1, X_2$  precede  $Y_1, Y_2$  in causal order,  $\bar{X}$  should also precede  $\bar{Y}$  if there is a ‘macro causal model’, yet there is no way to define a structural equation from  $\bar{X}$  to  $\bar{Y}$  that makes the ‘macro causal model’ consistent with the micro model in the sense that the pushforward measure of interventions on the micro model is always equal to the interventional distribution on the macro model given by the corresponding intervention. Here, corresponding intervention is given by the aggregation map. The above intuition can be formalized - [Rubenstein et al., 2017] provides a formal definition of consistency, which is violated by our example exactly for the reason we laid out. In fact, only when  $\alpha_1 = \alpha_2$  are we able to obtain a consistent macro causal model under the definition of theirs.

## B DIGRESSION ON SHIFT INTERVENTIONS

When treatments take real values, atomic interventions can be generated from shift-interventions:

$$\begin{aligned} & \mathbb{P}(Y|do(X := x)) \\ &= \int_{x' \in \mathbb{R}} \mathbb{P}(Y|X = x', do(X := X + (x - x'))) \\ & \quad \cdot \mathbb{P}(X = x') dx' \end{aligned} \tag{20}$$

$$= \int_{x' \in \mathbb{R}} \mathbb{P}(Y|X = x', do(X := x)) \cdot \mathbb{P}(X = x') \tag{21}$$

and vice versa:

$$\begin{aligned} & \mathbb{P}(Y|do(X := X + \delta)) \\ &= \int_{x' \in \mathbb{R}} \mathbb{P}(Y|X = x', do(X := x' + \delta)) \\ & \quad \cdot \mathbb{P}(X = x') dx' \end{aligned} \tag{22}$$

In other words, we can always generate the effect of an atomic intervention from shift interventions, and vice versa: imagine a practitioner observing a particular treatment-assignment group ( $x'$ ), they then make the appropriate shift-intervention ( $x - x'$ ) to change the treatment to  $x$ ; they do this for every observed  $x'$ -treatment-assignment group. Then on average, this is the same as doing an atomic intervention to  $x$  for the whole group.

We can come up with an equivalent notion of no confounding using shift-interventions. Therefore, we may reason safely with shift-interventions and assured that whenever we conclude unconfoundedness under shift-interventions, we will also conclude unconfoundedness under atomic interventions.

**Definition 11** (Unconfoundedness under  $\delta$ -shift-interventions for 1-d Linear Gaussian models) Suppose the causal order is  $X \rightarrow Y$ . Define the counterfactual variable after a  $\delta$ -shift intervention as  $X^\delta := X + \delta$ .  $X$  is unconfounded with  $Y$  if

$$\begin{aligned} \forall \delta \in \mathbb{R}, \forall x \in \mathbb{R} \\ \mathbb{P}(Y|X^\delta = x) = \mathbb{P}(Y|X = x) \end{aligned} \quad (23)$$

The intuition of this is the following: imagine patient A and patient B would have received treatment 1.0 and treatment 1.1 without intervention. The shift-intervention would add +0.1 to all treatments which the patients would have received. So, after the intervention, patient A and patient B would receive treatment 1.1 and treatment 1.2. Note that patient A *after* the intervention and patient B *before* the intervention receive the same treatment (1.1). If unconfoundedness holds, then patient B before intervention and patient A after intervention would react the same way.

We now prove the equivalence of this definition to the one using atomic interventions, in the case of linear structural equations.

**Lemma 4** Define the post-shift-intervention variable as  $X^\delta := X + \delta$ . For a linear structural equation model,  $Y := aX + N$  where  $a$  is a constant coefficient, the following two statements are equivalent:

1.  $\forall x \in \mathcal{X} = \mathbb{R}, P(Y|do(X := x)) = P(Y|X = x)$ .
2.  $\forall \delta \in \mathbb{R}, \forall x \in \mathbb{R}, P(Y|X^\delta = x) = P(Y|X = x)$ ,

*Proof.* (2  $\implies$  1.) By definition,

$$P(Y|X^\delta = x) = P(Y|X = x - \delta, do(X := x)) \quad \forall \delta \quad (24)$$

By 2,

$$P(Y|X = x', do(X := x)) = P(Y|X = x) \forall x' \quad (25)$$

Therefore,

$$P(Y|do(X := x)) = \int_{\mathcal{X}} P(Y|X = x', do(X := x)) \underbrace{P(X = x'|do(X := x))}_{=P(X=x')} dx' \quad (26)$$

$$= \int_{\mathcal{X}} P(Y|X = x)P(X = x')dx' \quad \text{by (25)} \quad (27)$$

$$= P(Y|X = x) \quad (28)$$

(1  $\implies$  2.) By 1,

$$P(Y|do(X := x)) = \int_{\mathcal{X}} P(Y|X = x', do(X := x))P(X = x'|do(X := x))dx' \quad (29)$$

$$= \int_{\mathcal{X}} P(Y|X = x', do(X := x))P(X = x')dx' \quad (30)$$

$$= P(Y|X = x) \quad \forall x \quad (31)$$

Since  $Y = aX + N$ , we have

$$(30) = \int_{\mathcal{X}} P(ax + N|X = x')P(X = x')dx' \quad (32)$$

$$= P(ax + N) \quad \text{(by basic rules of probability)} \quad (33)$$

$$= P(ax + N|X = x) = (31) \quad \forall x \quad (34)$$

This means that  $N \perp\!\!\!\perp X$ , and therefore 1 holds.  $\square$

## C THERE ARE MACRO-INTERVENTIONS FOR WHICH WE CANNOT SPECIFY A MACRO CONFOUNDER.

We have shown that depending on the specified macro interventions, the macro variables appear confounded or not. As we will show next, there also exist macro interventions which do not allow for any model on the macro variables that explains both the observational and interventional distribution. Suppose in the scenario of Section 3.3 we have a third shop owner who made the deterministic intervention

$$\begin{pmatrix} X_1 \\ X_2 \end{pmatrix} \Big| \bar{X} \sim \mathcal{N} \left( \begin{pmatrix} \bar{X} \\ 0 \end{pmatrix}, \mathbf{0} \right) \quad (35)$$

This would induce a deterministic post-intervention relationship between  $\bar{X}$  and  $\bar{Y}$ :

$$\bar{Y} = \alpha_1 \bar{X} \quad (36)$$

Had there been a structural causal model from  $\bar{X}$  to  $\bar{Y}$  under this intervention, it would have the form:

$$\bar{Y} = f(\bar{X}, N) \quad (37)$$

but since intervening on  $\bar{X}$  to set  $\bar{Y}$  to a deterministic value,  $f$  must be constant in  $N$  for every  $\bar{X} = \bar{x}$ , so wlog we can rewrite the structural equation as

$$\bar{Y} = g(\bar{X}) \quad (38)$$

But this implies that the observational random variable,  $\bar{Y}|\bar{X}$ , is also deterministic, which contradicts our hypothesis wherever  $\alpha_1 \neq \alpha_2$ . Thus, there may be macro-interventions for which we cannot write down a macro causal model which is possibly confounded. We leave it for future work to further investigate the range of macro-interventions which admit macro-confounding variables.

## D CONFOUNDING-INHIBITING MACRO INTERVENTIONS IN CONFOUNDING MICRO-VARIABLE MODELS

### D.1 DISCRETE CASE

The following proposition shows that, in the discrete case, even in the case where we have confounding in the micro-level, there sometimes exists, for some  $\pi$  and some  $\pi$ -consistent micro-macro intervention such that we would have no confounding in the macro-level.

When in the discrete setting, we always use the usual way to construct probability spaces i.e. take the entire set as sample space and its power set as the  $\sigma$ -algebra.

We outline here the moral reason that the statement should be true.

For the observational and interventional distributions of  $\bar{Y}|\bar{X}$  to be the same, i.e. unconfoundedness in the macro variables, we can consider the decomposition of  $P_{\bar{Y}|\bar{X}}$  and  $P_{\bar{Y}|\bar{X}}^{do}$ . Since the macro interventions,  $(\bar{x}, P_{X|\bar{x}})$  for various values of  $\bar{x}$ , only impact the generative process for  $X$  and  $\bar{X}$ , we can observe that all other generative mechanisms are invariant before and after the intervention. Writing down the decomposition, we get

$$P_{\bar{Y}|\bar{X}}^{do}(y) = \sum_{i,j} P_{\bar{Y}|x_i,z_j}(y) P_{X|\bar{X}}^{do}(x_i) P_Z(z_j) \quad (39)$$

$$P_{\bar{Y}|\bar{X}}(y) = \sum_{i,j} P_{\bar{Y}|x_i,z_j}(y) P_{X,Z|\bar{X}}(x_i, z_j) \quad (40)$$

Unconfoundedness between  $\bar{X}$  and  $\bar{Y}$  thus amounts to saying that the right-hand-sides of (39) and (40) are the same for all values of  $y$ . (39) and (40) can be written as vectorised equations, and equality of the right-hand-side amounts to saying that, roughly speaking, the difference between  $P_{X|\bar{X}}^{do} \otimes P_Z$  and  $P_{X,Z|\bar{X}}$  lie in the null space of  $P_{\bar{Y}|X,Z}$ . Why should this be true? Morally, this is because the null space of  $P_{\bar{Y}|X,Z}$  is large due to the coarsening, thus possible to contain the said difference sometimes. Additional technical conditions need to be satisfied in the theorem, but these can likewise be satisfied by constructing  $P_{\bar{Y}|X,Z}$  with the correct null space.

**Theorem 2** Let  $X, Y, Z$  be categorical variables with  $|\mathcal{X}|, |\mathcal{Y}|, |\mathcal{Z}| < \infty$ . Let  $G$  be the causal graph with  $X \rightarrow Y$ ,  $X \leftarrow Z \rightarrow Y$ , and let  $\pi_X : \mathcal{X} \rightarrow \bar{\mathcal{X}}$  and  $\pi_Y : \mathcal{Y} \rightarrow \bar{\mathcal{Y}}$  denote coarsening maps. Let  $G^a$  be the amalgamated graph of  $G$ ,  $\pi_X$  and  $\pi_Y$ ,  $G^{a'}$  be the macro-intervention graph for an intervention on  $\bar{X}$ . Let  $P$  denote probability distributions satisfying the conditional independence structure given by  $G^a$ , and  $P^{do}$  denote probability distributions satisfying the independence structure given by  $G^{a'}$ . Suppose  $|\bar{\mathcal{Y}}| < \min(|\mathcal{X}|, |\mathcal{Z}|)$ . Then for any coarsening maps  $\pi_X$  and  $\pi_Y$ , and any family of macro interventions on  $\bar{X}$ :  $\{(\bar{x}, P_{\pi_X, X|\bar{x}}^{do}) \mid \forall \bar{x} \in \bar{\mathcal{X}}\}$  there exist at least one  $P$  such that

1.  $P(Y|X) \neq P^{do}(Y|X)$ . i.e.  $X$  and  $Y$  are confounded.
2.  $P(\bar{Y}|X) \neq P^{do}(\bar{Y}|X)$ . i.e.  $X$  and  $\bar{Y}$  are confounded.
3.  $P(\bar{Y}|\bar{X} = \bar{x}) = P^{do}(\bar{Y}|\bar{X} = \bar{x})$  for all  $\bar{x} \in \bar{\mathcal{X}}$ . i.e.  $\{(\bar{x}, P_{X|\bar{x}}^{do}) \mid \bar{x} \in \bar{\mathcal{X}}\}$  are confounding-inhibiting macro interventions.

*Proof.* The set of probability measures with conditional dependence structure encoded by  $G^a$  is

$$\mathcal{P}^{obs} := \left\{ P \text{ s.t. } P(X, Z, \bar{X}, \bar{Y}) \equiv P(Z)P(X|Z)P(\bar{X}|X)P(\bar{Y}|X, Z) \right\} \quad (41)$$

Meanwhile,  $\mathcal{P}^{do}$  denotes the set of probability measures  $P^{do}$  on the same sample space and  $\sigma$ -algebra, but compatible with performing a macro-intervention on  $\bar{X}$ :

$$\mathcal{P}^{do} := \left\{ P^{do} \text{ s.t. } P^{do}(X, Z, \bar{X}, \bar{Y}) \equiv P^{do}(Z)P^{do}(\bar{X})P^{do}(X|\bar{X})P^{do}(\bar{Y}|X, Z) \right\} \quad (42)$$

Since the generative processes of all variables except for  $\bar{X}$  and  $X$  are invariant before and after macro-intervention on  $\bar{X}$ , write

$$P(Z) = P(Z) = P^{do}(Z) \quad (43)$$

$$P(Y|X, Z) = P(Y|X, Z) = P^{do}(Y|X, Z) \quad (44)$$

Therefore,  $P(\bar{Y}|X, Z) = P^{do}(\bar{Y}|X, Z)$ . So write:

$$P(\bar{Y}|X, Z) = P(\bar{Y}|X, Z) = P^{do}(\bar{Y}|X, Z) \quad (45)$$

Note the decompositions:

$$P(Y|X) = \sum_j^{|\mathcal{Z}|} P(Y|X, Z = z_j)P(Z = z_j|X) \quad (46)$$

$$P^{do}(Y|X) = \sum_j^{|\mathcal{Z}|} P(Y|X, Z = z_j)P^{do}(Z = z_j) \quad (47)$$

$$P(\bar{Y}|X) = \sum_j^{|\mathcal{Z}|} P(\bar{Y}|X, Z = z_j)P(Z = z_j|X) \quad (48)$$

$$P^{do}(\bar{Y}|X) = \sum_j^{|\mathcal{Z}|} P(\bar{Y}|X, Z = z_j)P^{do}(Z = z_j) \quad (49)$$

$$P(\bar{Y}|\bar{X}) = \sum_{i,j}^{|\mathcal{X}|, |\mathcal{Z}|} P(\bar{Y}|X = x_i, Z = z_j)P(X = x_i, Z = z_j|\bar{X}) \quad (50)$$

$$P^{do}(\bar{Y}|\bar{X}) = \sum_{i,j}^{|\mathcal{X}|, |\mathcal{Z}|} P(\bar{Y}|X = x_i, Z = z_j)P^{do}(X = x_i, Z = z_j|\bar{X}) \quad (51)$$

$$(52)$$

Define the following linear maps:

$$f_{1,x} : \mathbb{R}^{|\mathcal{Z}|} \longrightarrow \mathbb{R}^{|\mathcal{Y}|} \quad (53)$$

$$\mathbf{v} \mapsto \sum_j^{|\mathcal{Z}|} P(Y|X=x, Z=z_j)v_j \quad (54)$$

$$f_{2,x} : \mathbb{R}^{|\mathcal{Z}|} \longrightarrow \mathbb{R}^{|\bar{\mathcal{Y}}|} \quad (55)$$

$$\mathbf{v} \mapsto \sum_j^{|\mathcal{Z}|} P(\bar{Y}|X=x, Z=z_j)v_j \quad (56)$$

$$f_3 : \mathbb{R}^{|\mathcal{X}| \times |\mathcal{Z}|} \longrightarrow \mathbb{R}^{|\bar{\mathcal{Y}}|} \quad (57)$$

$$M \mapsto \sum_{i,j}^{|\mathcal{X}|, |\mathcal{Z}|} P(\bar{Y}|X=x_i, Z=z_j)M_{ij} \quad (58)$$

Then conditions 1, 2, 3 are equivalent to

$$\exists x \in \mathcal{X}, \forall \bar{x} \in \bar{\mathcal{X}} : \quad (59)$$

$$P(Z|X=x) - P^{do}(Z) \notin \text{Ker}(f_{1,x}) \quad (60)$$

$$P(Z|X=x) - P^{do}(Z) \notin \text{Ker}(f_{2,x}) \quad (61)$$

$$P(X, Z|\bar{X}=\bar{x}) - P^{do}(X, Z|\bar{X}=\bar{x}) \in \text{Ker}(f_3) \quad (62)$$

Now analyse  $P(X, Z|\bar{X})$  and  $P^{do}(X, Z|\bar{X})$ .

$$P(X, Z|\bar{X}) = \frac{P(\bar{X}|X)P(X|Z)P(Z)}{\sum_{i,j}^{|\mathcal{X}|, |\mathcal{Z}|} P(Z=z_j)P(X=x_i|Z=z_j)P(\bar{X}|X=x_i)} \quad (63)$$

$$P^{do}(X, Z|\bar{X}) = P(Z)P^{do}(X|\bar{X}) \quad (64)$$

*An aside: A probability distribution of a discrete random variable, say  $P(A)$ ,  $A \in \mathcal{A}$ ,  $|\mathcal{A}| < \infty$  can be viewed as a finite-dimensional vector  $\mathbf{v}$  such that  $v_i = P(A = a_i)$ . From now on we refer to this as the vector of  $P(A)$ .*

Note that for a given  $\bar{x}$ ,  $P(\bar{X} = \bar{x}|X = x)$  and  $P^{do}(X = x|\bar{X} = \bar{x})$  must be zero when  $x \notin \pi_X^{-1}(\bar{x})$ . Since  $P(\bar{X}|X)$  is a factor of  $P(X, Z|\bar{X})$ , and  $P^{do}(X|\bar{X})$  is a factor of  $P^{do}(X, Z|\bar{X})$ , we can work out the elements of the vectors  $P(X, Z|\bar{X} = \bar{x})$  and  $P^{do}(X, Z|\bar{X} = \bar{x})$  which are allowed to be non-zero i.e. precisely the elements corresponding to  $x$  with  $x \in \pi_X^{-1}(\bar{x})$ . Note that  $\pi^{-1}(\bar{x}) \cap \pi^{-1}(\bar{x}') = \emptyset$  when  $\bar{x} \neq \bar{x}'$ .

Order the elements of  $\bar{\mathcal{X}}$  as  $\{\bar{x}_1, \dots, \bar{x}_K, K = |\bar{\mathcal{X}}|\}$ . Since  $|\bar{\mathcal{X}}| < |\mathcal{X}|$ , we can choose  $\bar{x}$  such that  $|\pi^{-1}(\bar{x})| > 1$ . Wlog, let this be  $\bar{x}_1$ . Let  $P(X^+, Z|\bar{X} = \bar{x}_1)$  and  $P^{do}(X^{+,1}, Z|\bar{X} = \bar{x}_1)$  be matrices which contain the elements of  $P(X, Z|\bar{X} = \bar{x}_1)$  and  $P^{do}(X, Z|\bar{X} = \bar{x}_1)$  such that  $X \in \pi^{-1}(\bar{x}_1)$ . Precisely,  $X^{+,1}$  is a vector of length  $|\pi^{-1}(\bar{x}_1)|$  where  $x_i^{+,1} \in \pi^{-1}(\bar{x}_1) \forall i = 1, \dots, |\pi^{-1}(\bar{x}_1)|$ . The  $ij^{th}$  element of  $P(X^{+,1}, Z|\bar{X} = \bar{x}_1)$  is given by  $P(X = x_i^{+,1}, Z = z_j|\bar{X} = \bar{x}_1)$ . Choose  $P(Z)$  and  $P(X|Z)$ , such that there exist some values of  $x^{+,1}$  such that  $P(X = x^{+,1}|\bar{X} = \bar{x}) \neq P^{do}(X = x^{+,1}|\bar{X} = \bar{x})$  and  $P(Z|X = x^{+,1}) \neq P(Z)$ . Wlog, let this be  $x_1^{+,1}$ . Then  $P(Z|X = x_1^{+,1})$  and  $P(Z)$  are linearly independent since they are both normalised. It follows that  $\mathbf{u}_{x_1^{+,1}} := P(Z|X^{+,1} = x_1^{+,1}) - P(Z)$  is linearly independent of  $\mathbf{v}_{x_1^{+,1}} := P(Z|X = x_1^{+,1})P(X = x_1^{+,1}|\bar{X} = \bar{x}_1) - P(Z)P^{do}(X = x_1^{+,1}|\bar{x}_1)$ . By Lemma 5, there exist (a distribution which we call  $P(\bar{Y}|X = x_1^{+,1}, Z)$  which maps  $\mathbf{v}_{x_1^{+,1}}$  to 0 and maps  $\mathbf{u}_{x_1^{+,1}}$ 's to a non-zero vector. For the other values of  $x_i^{+,k} \in \pi^{-1}(\bar{x}_k)$ ,  $i, k \neq 1$ , we only need to satisfy (62). Lemma 5 also immediately implies that there is  $P(\bar{Y}|X = x_i^{+,k}, Z)$  such that  $\mathbf{v}_{x_i^{+,k}} := P(Z|X = x_i^{+,k})P(X = x_i^{+,k}|\bar{X} = \bar{x}_k) - P(Z)P^{do}(X = x_i^{+,k}|\bar{X} = \bar{x}_k)$  is mapped to 0. Therefore, conditions 2 and 3 are satisfied.

It remains to satisfy condition 1. This is easy, because the linear map  $f_{2,x}$  is given by composing  $f_{1,x}$  and  $\mathbf{v} \in \mathbb{R}^{|\mathcal{Y}|} \mapsto \sum_k^{|\mathcal{Y}|} P(\bar{Y}|Y = y_k)v_k$ . For a fixed  $f_{2,x}$  and  $P(\bar{Y}|Y)$ ,  $\exists f_{1,x}$  s.t.  $f_{2,x} = P(\bar{Y}|X) \circ f_{1,x}$ , since, for example, take  $P(Y = y_i|X, Z) = \frac{1}{|\pi^{-1}(\bar{y})|} P(\bar{Y} = \bar{y}|X, Z)$  for any  $y_i \in \pi^{-1}(\bar{y})$ . Then since  $f_{2,x}$  maps  $\mathbf{u}_{x^+}$  to a non-zero vector, so must  $f_{1,x^+}$ .  $\square$

## E AUXILIARY LEMMAS

**Lemma 1** For a given  $\alpha \in \mathbb{R}^N$ ,  $\alpha \not\propto (1, \dots, 1)$  and  $c \in \mathbb{R}$ , there exist an invertible  $N \times N$  matrix  $H \in \mathbb{R}^{N \times N}$  such that  $H_{1,i} = 1 \forall i = 1, \dots, N$  and  $\sum_i \alpha_i H_{i,1}^{-1} = c$ . Moreover, for any  $\Delta$  such that  $\sum_i \Delta_i = 1$ , there also exist  $H$  such that  $\Delta = H_{:,1}^{-1}$ .

*Proof.* We aim to choose (column vectors)  $\mathbf{u}_1, \dots, \mathbf{u}_N$  and  $\mathbf{v}_1, \dots, \mathbf{v}_N$  such that  $H = \begin{pmatrix} \mathbf{u}_1^\top \\ \vdots \\ \mathbf{u}_N^\top \end{pmatrix}$  and  $H^{-1} = (\mathbf{v}_1, \dots, \mathbf{v}_N)$

satisfy the conditions in the claim. Let  $\langle \cdot, \cdot \rangle$  denote the standard dot product in  $\mathbb{R}^N$ . First choose  $\mathbf{u}_1 = (1, \dots, 1)$ .

Choose  $\mathbf{v}_1^0 \in \mathbb{R}^N$  such that  $\langle \mathbf{v}_1^0, \mathbf{u}_1 \rangle = 1$ . Let  $d = \langle \mathbf{v}_1^0, \alpha \rangle$ . If  $d = c$ , then set  $\mathbf{v}_1 = \mathbf{v}_1^0$ . Else, take  $\mathbf{v} \in \mathbf{u}_1^\perp$  and  $\mathbf{v} \notin \alpha^\perp$ .  $\mathbf{v}$  exists since  $\alpha \not\propto \mathbf{u}_1$ . Choose  $\mathbf{v}_1 = \mathbf{v}_1^0 + \frac{c-d}{\langle \mathbf{v}, \alpha \rangle} \cdot \mathbf{v}$ , then  $\langle \mathbf{v}_1, \alpha \rangle = \langle \mathbf{v}_1^0, \alpha \rangle + \frac{c-d}{\langle \mathbf{v}, \alpha \rangle} \cdot \langle \mathbf{v}, \alpha \rangle = d + c - d = c$ .

Now choose  $\mathbf{u}_2, \dots, \mathbf{u}_N$  s.t. i)  $\langle \mathbf{u}_i, \mathbf{v}_1 \rangle = 0, \forall i = 2, \dots, N$ , and ii)  $\mathbf{u}_2, \dots, \mathbf{u}_N$  are linearly independent. This can be done since  $\dim(\mathbf{v}_1^\perp) = N - 1$ .

Note also that  $\mathbf{u}_1, \dots, \mathbf{u}_N$  are linearly independent: suppose  $\sum_i m_i \mathbf{u}_i = \mathbf{0}$ , then  $\sum m_i \langle \mathbf{u}_i, \mathbf{v}_1 \rangle = 0$ . But  $\langle \mathbf{u}_i, \mathbf{v}_1 \rangle = 0$  for  $i = 2, \dots, N$ ; therefore,  $m_1 \langle \mathbf{u}_1, \mathbf{v}_1 \rangle = 0$ . Since  $\langle \mathbf{u}_1, \mathbf{v}_1 \rangle = 1$ , we deduce  $m_1 = 0$ . But this means  $\sum_{i=2}^N m_i \mathbf{u}_i = \mathbf{0}$ . Since we know  $\mathbf{u}_2, \dots, \mathbf{u}_N$  are linearly independent,  $m_i = 0$  for  $i = 2, \dots, N$ .

For  $j = 2, \dots, N$ , choose  $0 \neq \tilde{\mathbf{v}}_j \in \text{Span}(\{\mathbf{u}_i, i \neq j\})^\perp$ . Since  $\{\mathbf{u}_i, i \neq j\}$  are linearly independent,  $\dim(\text{Span}(\{\mathbf{u}_i, i \neq j\})^\perp) = 1$ , and thus  $\text{Span}(\tilde{\mathbf{v}}_j) = \text{Span}(\{\mathbf{u}_i, i \neq j\})^\perp$ . Then  $\langle \tilde{\mathbf{v}}_j, \mathbf{u}_i \rangle = 0$  when  $i \neq j$ . When  $i = j$ ,  $\langle \tilde{\mathbf{v}}_j, \mathbf{u}_j \rangle \neq 0$  since otherwise  $\mathbf{u}_j \in \tilde{\mathbf{v}}_j^\perp = \text{Span}(\{\mathbf{u}_i, i \neq j\})$ . Therefore, choose  $\mathbf{v}_j = \frac{\tilde{\mathbf{v}}_j}{\langle \tilde{\mathbf{v}}_j, \mathbf{u}_j \rangle}$ .

The above shows the first statement.

The second statement is obvious by observing that  $\mathbf{v}_1$  can be chosen as  $\Delta$  by construction.  $\square$

**Lemma 5** Let  $\mathbf{v} \in \mathbb{R}^{M \times N}$  be a vector with  $\sum_{i,j} v_{ij} = 0$ , and  $\mathbf{u}_i \in \mathbb{R}^N$  a vector such that  $\sum_j u_{i,j} = 0$ , where  $u_{i,j}$  is the  $j$ th element of  $\mathbf{u}_i$ . Suppose  $\mathbf{u}_i$  and  $\mathbf{v}_i$  are linearly independent,  $M \geq 3, N \geq 2, K \geq 1$ . Then there exists a distribution of discrete variables  $P(\bar{Y}|X, Z)$  where  $|\mathcal{X}| = M, |\mathcal{Z}| = N, |\mathcal{Y}| = K$  such that

1.  $\sum_{i,j=1}^{M,N} P(\bar{Y}|X = x_i, Z = z_j) v_{ij} = \mathbf{0}$ .
2.  $\sum_j P(\bar{Y}|X = x_i, Z = z_j) u_{i,j} \neq \mathbf{0}$ .

*Proof.* Let  $P_{ij}, i = 1, \dots, M, j = 1, \dots, N$  denote the vector of  $P(\bar{Y}|X = x_i, Z = z_j)$ .

The case with  $v_{ij} = 0$  for all  $i, j$  is trivial, so assume that there exist some  $(i, j)$  such that  $v_{ij} \neq 0$ .

If there is some  $i, j$  such that  $v_{ij} = 0$ , then we are done by choosing  $P_{i_1, j_1} = P_{i_2, j_2}$  for any  $(i_1, j_1), (i_2, j_2) \neq (i, j)$  as any valid probability vector, and choosing  $P_{ij}$  to be a different valid probability vector with all elements strictly between 0 and 1. For example, we can choose  $P_{i_1, j_1} = (1/K, \dots, 1/K)$ , and  $P_{ij} = (1/K + \epsilon, 1/K - \epsilon, 1/K, \dots, 1/K)$  with a small enough  $\epsilon$ .

If  $v_{ij} \neq 0$  for all  $(i, j)$ , then clearly  $\sum_{(i,j) \in \mathcal{I}_+} v_{ij} = -\sum_{(i,j) \in \mathcal{I}_-} v_{ij}$ , where  $\mathcal{I}_+$  is the index set for the positive  $v_{ij}$ 's and  $\mathcal{I}_-$  are the negatives. For ease of notation let  $S := \sum_{(i,j) \in \mathcal{I}_+} v_{ij} = -\sum_{(i,j) \in \mathcal{I}_-} v_{ij}$ .

Now first assign arbitrary probability vectors for each  $P_{ij}, (i, j) \in \mathcal{I}_+$ . Wlog, we can assign different probability vectors to each, ensuring that each element of the vectors are strictly between 0 and 1. Then the linear combination  $\sum_{(i,j) \in \mathcal{I}_+, k} v_{ij} P_{k,ij}$  is equal to  $S$ ; here,  $P_{k,ij}$  is the  $k$ th element of the vector of  $P_{k,ij}$ . Now assign for each  $(i, j) \in \mathcal{I}_-, P_{ij} := \frac{1}{S} \sum_{(i,j) \in \mathcal{I}_+} v_{ij} P_{ij}$ . Clearly, every element of  $P_{ij}$  is non-negative and all elements add up to 1, so  $P_{ij}$  is a probability vector. Moreover,  $P(\bar{Y}|X, Z)$  constructed like this will satisfy the requirement that  $\sum_{i,j=1}^{M,N} P(\bar{Y}|X = x_i, Z = z_j) v_{ij} = 0$ .

Now it remains to check condition 2. Take a fixed  $i \in \{1, \dots, M\}$ , if  $\sum_{i,j} u_{i,j} P_{ij} = \mathbf{0}$ , then consider  $\mathbf{v}_i$  and  $\mathbf{u}_i$ . Since they are linearly independent vectors, the linear map induced by the usual inner product with  $\mathbf{v}_i$  has a kernel with a subspace of at least dimension one that is not contained in the kernel of the linear map induced by  $\mathbf{u}_i$ . Let  $\mathbf{d}$  be a unit vector in this

subspace. Define  $P_i = [P_{i1}, \dots, P_{iN}]$ .  $P_i$  is a  $K \times N$  matrix. Construct  $P'_i$  by subtracting a small enough multiple of  $\mathbf{d}$  from the first row of  $P_i$  and adding the same multiple to the second row of  $P_i$ . Redefine  $P_i := P'_i$ , and we will have  $\sum_j u_{ij} P_{ij} \neq \mathbf{0}$  and  $\sum_{i,j} v_{ij} P_{ij} = \mathbf{0}$ . Repeat this for every  $i = 1, \dots, M$  and conditions 1 and 2 will both be satisfied.  $\square$

## F EXAMPLES

### F.1 HOURS OF WORK AND PAY

For manual labourers in a manufacturing plant, the number of hours they work ( $X_i$ ) determines their monthly wage ( $Y_i$ ). In particular, the monthly wage ( $Y_i$ ) of a manual labourer is a product of the number of hours they work ( $X_i$ ) and their hourly wage ( $\alpha_i$ ):

$$Y_i = \alpha_i X_i \quad (65)$$

The hourly wage may differ between labourers due to various factors like work experience. To get a high-level overview of the human resources in the manufacturing plant, its business owner keeps track of total work hours ( $\bar{X}$ ) and total cost of wages ( $\bar{Y}$ ) on a monthly basis. That is, we have a summation coarsening map:

$$\bar{X} = \sum X_i, \quad \bar{Y} = \sum Y_i$$

In this scenario, Gaussian distribution reasonably approximates the distribution of the number of hours of work of a manual labourer ( $X_i$ ) as most labourers work around an average number of hours, with few working extra hours more or less. Moreover, it is reasonable to assume that the number of hours of work of each labourer is independent of other labourers. Altogether, we have the linear unconfounded case with independent Gaussian micro-level causes.

### F.2 GENOMIC MICRO-ARRAY DATA FOR PREDICTION OF DISEASES

Genomic micro-array data contains personal genome information. A micro-array is a rectangular grid where every column contains the genomic expressions of one person (or subject), and every row contains the expressions of one coding gene for every person. Personal genomic expressions as collected in the micro-array are used to predict certain disease types ( $Y$ ). The number of genes ( $X_i$ ) present on a micro-array is vast; moreover, a population of genes could be jointly causing a disease. This may necessitate coarsening in drug design.

While two drugs may both claim to intervene on the causes of disease  $Y$  on a population level,  $\pi((X_i)_i)$ , it is possible that they impact the individual amounts of each gene expression differently. Moreover, due to the complexity of gene regulatory networks, there could be confounding present at the micro level. Suppose the practitioners are willing to assume a Linear Gaussian model, then our example in 4.2 suggests that there is a way for the drug to intervene on the macro variable such that the causal influence of the drug can be directly read off from observational data.

### F.3 POLITICAL CAMPAIGNING FOR VOTES

During the running up to the general election, politicians go around the country to campaign for votes. The amount of time they spend campaigning at county  $i$  can be written  $X_i$ . Some (simplistic) political model may assume a linear relationship between the amount of time campaigning in county  $i$  and the votes harvested at that county  $Y_i$ :

$$Y_i = \alpha_i X_i \quad (66)$$

At the end of the campaign, the team may calculate how much effort they put in, in terms of time, and how many votes they won in total.

$$\bar{X} = \sum X_i, \quad \bar{Y} = \sum Y_i \quad (67)$$

It will be noticed that different counties responds differently to the campaign, so  $\alpha_i$  is not constant. Now, different campaign teams may all decide to increase their campaign time in order to get more votes, but the resultant vote changes may still be different due to the different allocations to each county.



## G MORE DETAILED DISCUSSION OF RELATED WORK

[Rubenstein et al., 2017] propose exact transformations, following which [Beckers and Halpern, 2019] propose a series of stronger notions of causal abstraction. As illustrated by the example in Example 1, the condition required to call a macro system an exact transformation of the the fine-grained one is not satisfied even in extremely simple cases. The moral reason being that when micro causal variables are aggregated, the causal relationships between the micro causal variables do not in general align with the aggregation, such that if multiple micro-cause-states get coarsened to the same macro-state, then the corresponding micro-effect-states get coarsened also to the same macro-state. By contrast, this work explores what happens when the macro system cannot be called an exact-transformation of the micro system.

[Beckers et al., 2019] explores how to quantify the approximation error when the abstraction is not exact. We take a different angle in this work and do not deal with how good our macro-model is at approximating the micro-model. Rather, our work observes that the aggregated system loses resolution on the original, micro-system, and analyses properties when different pairings between the macro- and micro-systems are made.

A different but closely-related line of work is undertaken by [Chalupka et al., 2016, Rischel and Weichwald, 2021], where the coarsest possible consistent coarsening is sought. The macro-variable states are constructed as equivalence classes (of micro-variable states) in the paper, and every micro-variable state in the same equivalence class leads to the same micro-variable effect - this ensures that interventions on the equivalence classes are well-defined. Our work lies in the realm beyond the coarsest consistent partition, and in these cases, the macro interventions become ill-defined.

Finally, our work inspires association with [Blom et al., 2019], which describes a framework for modelling cyclic causal models, where solutions to the model are the equilibrium states for some initial conditions, and interventions amount to changing these initial conditions. In particular, the causal dynamics of the model are fixed by differential equations. Although some might be tempted to view the relationship between micro and macro variables in our case as cyclic, it is, however, fundamentally different. In our case by specifying the  $P_{X|\bar{x}}^{do}$  in the macro-intervention, the dynamics between the macro and micro variables are freely customisable by the practitioner, whereas in their case, the dynamics between the macro and micro variables are fixed a priori by some constraints, for example, by the laws of physics. That being said, there could be situations where the dynamics fixed by the a priori constraints, in some canonical way, already gives rise to the confounding-inhibiting interventions that we described.

### References

- C. J. Adkins. *Equilibrium Thermodynamics*. Cambridge University Press, 3 edition, 1983.
- Roger Balian. *From microphysics to macrophysics*, volume 1. Springer, 2007.
- Sander Beckers and Joseph Y. Halpern. Abstracting causal models. In *AAAI*, 2019.
- Sander Beckers, Frederick Eberhardt, and Joseph Y. Halpern. Approximate causal abstraction. *UAI*, 2019.
- Yoshua Bengio, Aaron Courville, and Pascal Vincent. Representation learning: a review and new perspectives. *IEEE transactions on pattern analysis and machine intelligence*, 35(8):1798–1828, August 2013.
- Tineke Blom, Stephan Bongers, and Joris M. Mooij. Beyond structural causal models: Causal constraints models. In *UAI*, 2019.
- Krzysztof Chalupka, Frederick Eberhardt, and Pietro Perona. Multi-level cause-effect systems. In *AISTATS*, 2016.
- Juan Correa and Elias Bareinboim. A calculus for stochastic interventions: causal effect identification and surrogate experiments. In *AAAI*, volume 34, pages 10093–10100, Apr. 2020.
- James P. Crutchfield and Cosma Rohilla Shalizi. Thermodynamic depth of causal states: Objective complexity via minimal representations. *Phys. Rev. E*, 59:275–283, Jan 1999.
- Edward Miguel, Shanker Satyanath, and Ernest John Sergenti. Economic shocks and civil conflict: An instrumental variables approach. *Journal of Political Economy*, 112:725 – 753, 2004.
- Judea Pearl. *Causality: Models, Reasoning and Inference*. Cambridge University Press, USA, 2nd edition, 2009.

- Jonas Peters, Dominik Janzing, and Bernhard Schölkopf. *Elements of Causal Inference: Foundations and Learning Algorithms*. The MIT Press, 2017. ISBN 0262037319.
- Eigil Fjeldgren Rischel and Sebastian Weichwald. Compositional abstraction error and a category of causal models. In *UAI*, 2021.
- Dominik Rothenhäusler, Christina Heinze, Jonas Peters, and Nicolai Meinshausen. Backshift: Learning causal cyclic graphs from unknown shift interventions. In *NeurIPS*, 2015.
- Paul K. Rubenstein, Sebastian Weichwald, Stephan Bongers, Joris M. Mooij, Dominik Janzing, Moritz Grosse-Wentrup, and Bernhard Schölkopf. Causal consistency of structural equation models. In *UAI*, 2017.
- Numair Sani, Jaron Lee, and Ilya Shpitser. Identification and estimation of causal effects defined by shift interventions. In *UAI*, 2020.
- Bernhard Schölkopf, Dominik Janzing, Jonas Peters, Eleni Sgouritsa, Khun Zhang, and Joris Mooij. On causal and anti-causal learning. In Langford J. and J. Pineau, editors, *Proceedings of the 29th International Conference on Machine Learning (ICML)*, pages 1255–1262. ACM, 2012.
- B. Schölkopf, F. Locatello, S. Bauer, N. R. Ke, N. Kalchbrenner, A. Goyal, and Y. Bengio. Towards causal representation learning. *Proceedings of the IEEE*, 109(5):1–23, 2021.
- Peter Spirtes and Richard Scheines. Causal inference of ambiguous manipulations. 71:833–845, 2004.
- Masashi Sugiyama and Motoaki Kawanabe. *Machine Learning in Non-Stationary Environments: Introduction to Covariate Shift Adaptation*. The MIT Press, 2012. ISBN 0262017091.
- Florian Wenzel, Andrea Dittadi, Peter Vincent Gehler, Carl-Johann Simon-Gabriel, Max Horn, Dominik Zietlow, David Kernert, Chris Russell, Thomas Brox, Bernt Schiele, Bernhard Schölkopf, and Francesco Locatello. Assaying out-of-distribution generalization in transfer learning. In *NeurIPS 2022*, 2022.

This figure "pitt.png" is available in "png" format from:

<http://arxiv.org/ps/2304.11625v1>