

Granular-ball computing: an efficient, robust, and interpretable adaptive multi-granularity representation and computation method

Shuyin Xia, Guoyin Wang, Xinbo Gao,

Abstract—Human cognition has a “large-scale first” cognitive mechanism, which processes information input based on coarse-grained information and therefore possesses adaptive multi-granularity description capabilities. This results in computational characteristics such as efficiency, robustness, and interpretability. Although most existing artificial intelligence learning methods have certain multi-granularity features, they do not fully align with the “large-scale first” cognitive mechanism. For example, classifiers are based on the finest granularity “point” input; most clustering algorithms for non-convex data require calculating the mutual relationship between any two points at the finest granularity and computing adjacency matrices (such as spectral clustering) based on this relationship, or searching for single-granularity “ k ” nearest neighbors to calculate the density (such as density peak and DBSCAN); existing image recognition neural networks mainly analyze input based on pixel points. This finest granularity and single-granularity analysis pattern makes most existing computational methods less efficient, robust, and interpretable, and is an important reason for the current lack of interpretability in neural networks. Multi-granularity granular-ball computing is an important model method developed in the field of granular computing in recent years. This method can use granular-balls of different sizes to adaptively represent and cover the sample space, and perform learning based on granular-balls. Since the number of coarse-grained “granular-ball” is smaller than the number of sample points, granular-ball computing is more efficient; the coarse-grained characteristics of granular-balls are less likely to be affected by fine-grained sample points, making them more robust; the multi-granularity structure of granular-balls can produce topological structures and coarse-grained descriptions, providing natural interpretability. Granular-ball computing has now been effectively extended to various fields of artificial intelligence, developing theoretical methods such as granular-ball classifiers, granular-ball clustering methods, granular-ball neural networks, granular-ball rough sets, and granular-ball evolutionary computing, significantly improving the efficiency, noise robustness, and interpretability of existing methods. Overall, granular-ball computing is a rare and innovative theoretical approach in artificial intelligence that can adaptively and simultaneously enhance efficiency, robustness, and interpretability. It has good innovation, practicality, and development potential. This article provides a systematic introduction to these methods and analyzes the main problems currently faced by granular-ball computing, discussing both the primary applicable scenarios for granular-ball computing and offering references and suggestions for future researchers to develop and improve this theory.

Index Terms—Class, IEEEtran, L^AT_EX, paper, style, template, typesetting.

S. Xia, G. Wang, & X. Gao are with the Chongqing Key Laboratory of Computational Intelligence, Chongqing University of Telecommunications and Posts, 400065, Chongqing, China. E-mail: xiasy@cqupt.edu.cn, wanggy@cqupt.edu.cn, gaobx@cqupt.edu.cn.

I. INTRODUCTION

Multi-granularity distribution is a common way for the human brain to perceive things and is one of the inherent organizational structures of the world. Intuitively, multi-granularity encompasses coarse-grained, fine-grained, and their interrelationships. For example, in the organization of a country, the coarsest granularity is the “country”, followed by finer granularities such as provinces, cities, counties, towns, villages, streets, and individuals. The structure of folders in our computers is similar. In the field of artificial intelligence, many intelligent algorithms also exhibit multi-granular characteristics, such as the k -means clustering algorithm, where a larger k value indicates coarser granularity and a smaller value indicates finer granularity. In a convolutional neural networks, the map features become more abstract and coarser-grained as they progress. Multi-granularity is an important interpretability mechanism, and many artificial intelligence technologies introduce this mechanism to improve the interpretability of models.

Multi-granularity computing, also known as granular computing, is an important theoretical method in artificial intelligence and has a long development history. The famous American control theorist Zadeh proposed the concept of fuzzy information granulation (granular computing) in 1979 [1], [2]. Early core theories of granular computing include fuzzy sets [3], [4], [5], [6], rough sets [7], [8], [9], quotient space theory [10], [11], and cloud model theory [12], [13]. Fuzzy sets use membership functions to granulate fuzzy data. Rough set theory and quotient space theory use equivalence relations and equivalence classes to construct particles of different sizes. The domain of rough set theory is a set of object points, without considering the topological relationships between elements; quotient space theory studies under the premise that topological relationships exist between domain elements. Quotient space and cloud models are important original theoretical achievements in the information field in China. Chinese scholars have also made many outstanding contributions in the field of rough sets, such as Wang Guoyin’s discovery of the difference between the algebraic form and the information entropy form of rough sets [14], Miao Duoqian and others’ discovery of the equivalence between fuzzy soft sets and fuzzy information systems [15], Qian Yuhua and Liang Jiye reduced the positive domain calculation in attribute combination explosion through positive domain reduction and core membership [8], Xu Zeshui established the topological

structure of the covering rough set model [16], Yao Yiyu pointed out the significant interference effect of label noise on upper and lower approximation calculations [17], Hu Qinghua and others proposed neighborhood rough sets [18] and robust rough set models [19], Wu Weizhi and others proposed multi-scale decision tables [20], Chen Hongmei and Li Tianrui proposed the incremental approximation method based on rough sets in dynamic maintenance environments [21]. Xia Shuyin and Wang Guoyin discovered the stability of attribute local redundancy, accelerating classical rough sets [22]; discovered the overfitting characteristics of classical rough sets for attribute noise and proposed attribute relative importance measurement, improving the robustness of rough sets; proposed the classification model of rough sets; organized concept lattices using rough sets, significantly reducing the scale of concept lattices while allowing rough sets to provide more intuitive knowledge representation [22]. These works significantly improved the application performance of rough sets and concept lattices [22]. Xia Shuyin and Wang Guoyin used tree structures for spatial partitioning to generate equivalence classes, proposed rectangle-based granular-ball rough sets, and realized the equivalence class representation analysis of rough sets for continuous data [23]. Further, Xia Shuyin and Wang Guoyin eliminated the heterogeneous transmission phenomenon in traditional neighborhood rough sets based on granular-ball computing, allowing neighborhood rough set upper and lower approximations to use equivalence class representation and established a unified model representation for Pawlak rough sets and neighborhood rough sets, achieving rough set equivalence class representation while adaptively processing continuous attributes for the first time [24]. The multigranularity idea is fully embodied in these works.

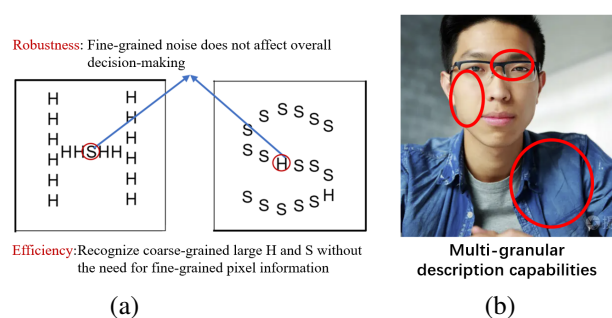


Fig. 1. The cognitive mechanism of “holistic perception” in the human brain has important characteristics such as efficiency, robustness, and multi-granularity description. (a) Efficiency and robustness; (b) Ability to describe with multiple granularities.

Academician Chen Lin’s research published in Sciences in 1982 pointed out the discovery of “the large-scale priority characteristics of human cognition”: As shown in Fig. 1, people first see the large outline letters and then look closely at the specific small letters within the outline letters [25]. Based on this human cognitive mechanism and combining traditional granular computing ideas, Wang Guoyin proposed multi-granularity cognitive computing [26]. Xia Shuyin and Wang Guoyin further discovered that the large-scale priority cognitive mechanism of human cognition has efficiency,

robustness, and interpretability. These cognitive features are important ways to solve the problems of trustworthiness, reliability, and interpretability of artificial intelligence, which was selected as one of the top ten frontier scientific problems by the Chinese Association for Science and Technology in 2022. As shown in Fig. 1, the image is 1000×1000 pixels, that is, an image of 1 million pixels. To recognize the large letters in the image, the human brain can recognize them from a long distance, because the human brain’s cognition first recognizes the coarse-grained contour information; while the existing convolutional neural networks need to input the two images and store them as 1000×1000 matrices, and only after calculating based on each point can the contour information be obtained. The former does not require information from each pixel; comparatively, the latter’s calculation process is obviously inefficient. In addition, looking closely, we can see that the large H contains a small S, and the large S contains a small H, these details do not affect the overall recognition of the human brain; however, they may significantly affect the recognition results of artificial intelligence methods, such as label noise in classification is likely to affect the learning effect of the classifier [27], as shown in Fig. 2(a), the red noise points make the decision curve curved, reducing the generalization performance; adversarial examples may significantly reduce the learning accuracy of neural networks [28], as shown in Fig. 1(b), after adding a small amount of noise points to the face image, although the human brain can still effectively recognize it as the same face, the recognition ability of the neural network will quickly decline. From the perspective of multi-granularity cognition, it is because the finest-grained pixel learning makes the robustness of many existing artificial intelligence learning methods not good enough. The important reason for the interpretability of human brain cognition lies in the coarse-grained and multi-granularity cognitive abilities of the human brain. The single-pixel information is not interpretable, just like the concepts in conceptual learning. The more extensional samples in a concept, the more valuable the concept; concepts described by a single or extremely small number of samples are generally meaningless. Multi-granularity information described by multiple samples, such as contours, can describe the information of things. Taking Fig. 1(b) as an example, human brain cognition recognizes a person, and for the clothing area, due to the lack of color information and semantics, it is described with a very coarse information granularity; for the eyes and face, more and finer attention granularity will be focused on. Therefore, to address the problems of efficiency, robustness, and interpretability of artificial intelligence computing, Wang Guoyin and Xia Shuyin proposed multi-granularity granular-ball computing based on multi-granularity cognitive computing. The original motivation for proposing the multi-granularity granular-ball comes from classifiers, as specifically shown in Fig. 3.

As shown in Fig. 3(a), traditional classifiers are based on the finest granularity of points (x_i) as input and are not thorough multi-granularity classifiers. Therefore, we initially aimed to design a more comprehensive multi-granularity classifier, as shown in Fig. 3(b). Currently, there are many algorithms that incorporate multi-granularity ideas for classification [29], [30],




Fig. 2. “Large-scale first” multi-granularity cognitive computing has important characteristics such as high efficiency, robustness and multi-granularity description.(a)The efficiency and robustness of multi-granularity cognition ;(b) Multi-granularity description ability of multi-granularity cognition

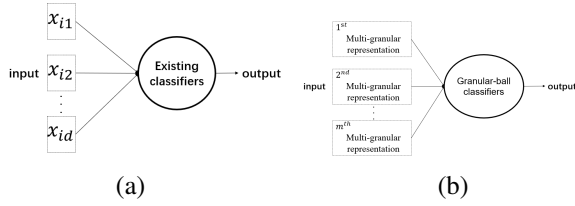


Fig. 3. The cognitive mechanism of “holistic perception” in the human brain has important characteristics such as efficiency, robustness, and multi-granularity description. (a) Efficiency and robustness; (b) Ability to describe with multiple granularities.

such as those based on cluster analysis results. However, what is different in Fig. 3(b) is that, on the one hand, the multi-granularity representation in the figure is not the same as simple data preprocessing but serves as a data representation. Its generation method should be efficient, minimally dependent on learning, and adaptive. If it is inefficient, it will affect the efficiency of the learning framework; if it relies on other feature learning generation methods and introduces other learning parameters or hyperparameters, it will make the multi-granularity learning method dependent on that feature learning generation method. Existing learning methods, such as those based on traditional clustering, are significantly constrained by the performance of the clustering algorithm itself. For example, clustering methods based on k-means are not sufficient for handling non-convex data, and the introduced k value is a hyperparameter [31]. In contrast, some density-based clustering methods, although they can handle non-convex data, are likely to be more inefficient and introduce more hyperparameters. On the other hand, existing methods rarely transform current learning patterns into multi-granularity learning patterns (corresponding to the multi-granularity classifier in Fig. 3(b)), and are not thorough multi-granularity learning patterns. For instance, the support vector machines based on clustering, or the granular mapping of data in different data spaces within support vector machines [32], [31], have to some extent improved the efficiency of SVMs based on multi-granularity ideas, but they have not fundamentally transformed the traditional support vector machine model itself into a multi-granularity support vector machine model that does not rely on point inputs and learning. The work of multi-granularity neural networks mainly involves using fuzzy sets, rough sets, and other multi-granularity methods to granularize input or

output data or to fuzzify/discretize neural network weights to increase the interpretability of the model [33], [34], [35], [36], but these neural network models are still mainly based on point inputs and analysis. Therefore, as shown in Fig. 3(b), we hope to design a multi-granularity classifier based on multi-granularity representation inputs and model enhancement, as well as other learning algorithms. The proposal of this theory does not simply address a single class of problems such as efficiency or interpretability, but is based on a broad range of multi-granularity cognitive mechanisms to simultaneously address efficiency, robustness, and interpretability. Specifically, we use multi-granularity granular-balls for multi-granularity representation and carry out computational learning based on these balls. The fundamental reason for using granular-balls for multi-granularity feature representation is that the geometric shape of a ball is completely symmetrical, and in any dimensional space, it has the simplest and most unified mathematical model expression, i.e., $\{x|(x - c)^d \leq r^d\}$, where x represents the samples within the granular-ball, and c and r represent the center and radius of the granular-ball, respectively. In any dimension, only two pieces of data are needed to characterize the ball: the center and the radius. As a result, it is advantageous for extending to high-dimensional data. In contrast, other geometric representation structures, such as ellipsoids or rectangles, will increase the number of parameters and the complexity of the expressions as the dimension increases. Additionally, the standard granular-ball representation equation is continuous and differentiable, making it possible to derive it. This is an important basis for the granular-ball support vector machine to obtain a dual model and solve it.

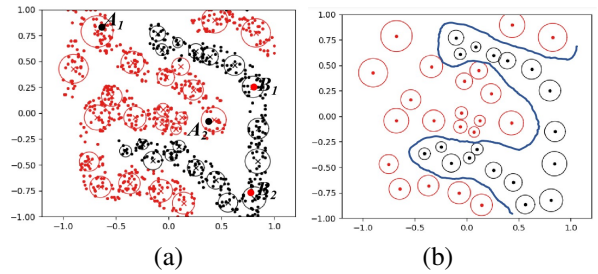


Fig. 4. Taking classification as an example, the basic idea of granular-ball computing. (a)The particle ball covers the sample set; (b)The decision boundary of the ball is consistent with the original data.

Granular-ball coverage representation and computation can be demonstrated through the classification problem in Fig. 4 [37]. As shown in Fig. 4, 4(a) is the result of applying granular-balls coverage to the fourclass dataset; 4(b) is the result after retaining the granular-balls, where the boundaries of the balls and the sample boundaries have the good consistency. Granular-balls, like samples, have corresponding classification labels, with two colors representing two classes of labels. In Fig. 4(a), the average radius is used, so it does not completely cover. There are thousands of sample points in Fig. 4(a), and Fig. 4(b) contains only about 50 granular-balls, which means 100 data points (each granular-ball contains two data points: center and radius). This reduces the data volume by more than ten times, making granular-ball computing more efficient. In

addition, some red granular-balls contain a small number of black points, presenting label noise characteristics, such as A_1 and A_2 . However, these black points do not affect the coarse-grained granular-ball labels, making the computing process robust. The granular-ball computing model can be defined as follows. Given a dataset $D = \{x_i, i = 1, 2, \dots, n\}$, where x_i and n represent the samples and the number of samples in D , respectively. $GB_j (j = 1, 2, \dots, k)$ is a granular-ball generated on D , and k represents the total number of granular-balls generated on D . The standard model for multi-granularity granular-ball computing is shown below:

$$\begin{aligned} f(x, \vec{\alpha}) &\longrightarrow g(GB, \vec{\beta}) \\ \text{s.t.} \quad \min \quad &\lambda_1 \times \frac{n}{\sum_{j=1}^k |GB_j|} + \lambda_2 \times k \quad (1) \\ \text{s.t.} \quad &\text{quality}(GB_j) \geq T, \end{aligned}$$

In this model, $|\cdot|$ represents the number of samples in a set, specifically the number of samples in a granular-ball. Model (1) consists of two parts: the constraint condition representing the granular-ball generation model and the objective representing the granular-ball computing model. The constraint condition is mainly used to constrain the generation of granular-balls. The first term of the constraint condition's objective represents the reciprocal of the coverage degree of granular-balls on samples. In general, the more samples are covered with other learning performance essentially unchanged, the less information loss; the second term is the number of granular-balls, and under other conditions unchanged, the fewer the number of granular-balls, the better the efficiency and robustness of granular-ball computing. λ_1 and λ_2 represent the weight coefficients, usually set to 1 by default. The constraint in the constraint condition is to meet the quality threshold requirement of granular-balls, which is used to control the minimum granularity of balls. This is the only parameter in the entire granular-ball generation process and is not sensitive in many cases; moreover, adaptive methods can be used for constraints. In the objective of the granular-ball computing model, $f(x, \vec{\alpha})$ represents the existing learning model with point x as input, and $\vec{\alpha}$ is the model parameter. $g(GB, \vec{\beta})$ represents the granular-ball computing learning model with the granular-ball GB as input, and $\vec{\beta}$ is the model parameter. When the input of the learning model changes from the traditional point x input to the granular-ball GB , the computing model also transforms from the traditional f to g . Since the number of generated granular-balls GB is often much smaller than the number of sample points x , the computing of granular-balls is more efficient. Compared to traditional point/pixel input, granular-balls have coarser granularity and are less susceptible to interference from fine-grained sample points, thus providing better robustness compared to traditional methods. In contrast to traditional points/pixels, granular-balls serve as a set of sample points that can better represent multi-granular knowledge concepts, depict the overall distribution of data, and align with the large-scale cognitive processes of the human brain, thus offering better interpretability.

In addition to the main features mentioned above, as a multi-granular representation and computation theory, granular-ball

computing possesses other characteristics in specific scenarios, such as the ability to perform subspace decomposition. Granular-balls can adaptively depict the local distribution characteristics of data, and as an accurate geometric structure, they can provide a local multi-granular precise measurement of the relationships in coarse-grained subspaces. In summary, granular-ball computing is a rare AI theoretical framework that can adaptively and simultaneously enhance the efficiency, robustness, and interpretability of artificial intelligence while also introducing other multi-granular features. These aspects will be elaborated upon in the specific granular-ball computing theory methods across various fields discussed later.

The theory of multi-granularity granular-ball computing has been widely applied in various fields, resulting in different methods of granular-balls generation and corresponding granular-ball computing models. Additionally, basic theories such as granular-ball sets [24], granular-ball classifiers [37], [38], granular-ball neural networks [39], granular-ball evolutionary computing [40], and granular-ball fuzzy sets [41] have been established. Compared with traditional methods, granular-ball computing has improved efficiency, robustness, and interpretability. Granular-ball computing was initially developed to solve the adaptive multi-granularity representation and computing problems in classification, resulting in the first classifier model that does not rely on point/pixel input-the granular-ball support vector machine, which achieves more efficient and robust support vector machine classification [37], [38]. Therefore, this paper first introduces the basic ideas of granular-ball computing using the granular-ball support vector machine as an example, and then provides a fundamental introduction to other basic theories of granular-ball computing.

II. GRANULAR-BALL CLASSIFICATION MODEL AND METHOD

As in model (1), the granular-ball classification learning method includes two aspects: one is the granular-ball generation described in the constraints, and the other is the calculation model based on granular-balls input. The generation of granular-balls in classification is divided into two aspects: one is the representation and quality evaluation of granular-balls, and the other is the generation method of granular-balls.

A. The process of granular-ball formation

There are currently two main methods for generating granular-balls. One is the ordered generation method, in which each ball is generated sequentially. The other method is the split generation method, which is currently used more frequently, as shown in Fig. 5. To realize the cognitive law of "large range first", the algorithm starts to generate from the least number of balls, and stops when the constraint is reached. On the one hand, it realizes a cognitive computing process from coarse-grained to fine-grained, and on the other hand, it can ensure the number of granular-balls as small as possible (corresponding to the second factor of the goal in the constraint in model (1)). The entire dataset can be initially viewed as a ball, with the worst quality at this point, and unable to describe any distribution features of the data, which

does not meet the constraint and damages the optimization objective of the specific problem. Then, the number of labels for different categories in the granular-balls is counted, which is 3 in Fig. 5, so 3 balls are split out in (a). However, the quality of each ball is still not high enough, so the balls continue to be split. As the splitting process proceeds, the quality of the granular-balls improves and the decision boundary becomes clearer. The algorithm converges when all granular-balls meet the quality requirements, at which point the boundary is the clearest. As shown in Fig. 5(f), the boundary of the granular-balls and the dataset is very consistent when the algorithm converges. The specific implementation details of granular-ball splitting are as follows:

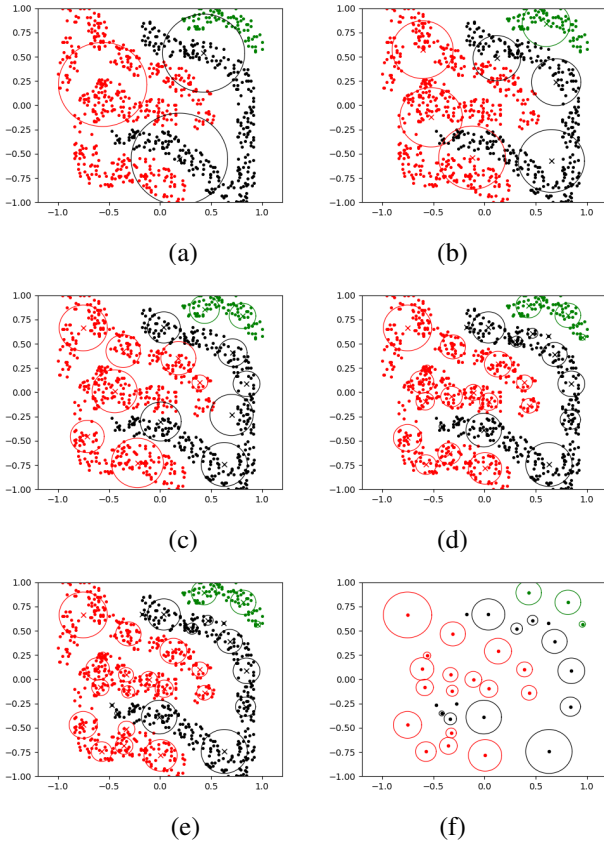


Fig. 5. In the process of ball splitting generation on the UCI data set fourclass, the purity threshold is 1, and the colors of the three balls in the figure (corresponding to the colors of the three sample points) represent the three categories of labels. (a) The data label of the first iteration is 3 classes, so it is 3 granules. (b) The structure after the second particle ball splitting refinement ; (c)-(d) intermediate results ; (e) The final stable results ; (f) The extracted pellets.

In the classification problem, the entire dataset is initially treated as a single granular-ball. The earliest granule-ball splitting method used in existing granular-ball classifiers is the efficient k -means algorithm (where k is the number of labels in a granular-ball) [37], [42] to ensure the overall efficiency of the process. The initial center of each granular-ball when splitting is a point from each label in the ball, such as taking one point from each of the five classes in a granular-ball (i.e., a total of five initial points). Its purpose is that the distribution of the initial point and the granular-ball generation result

is more consistent, so that the granule generation algorithm can converge faster. In 2022, a partition-based method was proposed to replace k -means, which increased the efficiency of granular-balls generation several times to tens of times and reduced the time complexity of the granular-ball computing to $O(mn)$, where m is the number of granular-balls and n is the number of samples [42]. In the previous granular-balls generation methods, the selection of initial granular-ball centers was random, which led to unstable results. To address this issue, in 2023, Zhang Qinghua and Xie Qin proposed an ordered and stable granular-balls generation method by using the centers of different categories in the ball as the initial points of sub-balls, which also improved the convergence speed of granular-ball splitting. These strategies provide some inspirational significance for granular-ball generation in other granular-ball computing methods.

B. Mathematical model of granular ball covering sample space

Model (1) is the fundamental model of granular-ball computing and has significant implications for granular-ball computing theory. In this section, we explain in detail the reason for the constraint design of model (1) in the context of classification problems. The constraint model is described as follows: Given a dataset $D = x_i (i = 1, \dots, n)$, where x_i is a sample in D , and n is the number of samples. Use granular-balls $GB_j (j = 1, \dots, k)$ to cover and represent the dataset D , where k is the number of balls. During the optimization process of the learning objective, the coverage effect of granular-balls is mainly measured by the following factors: 1. Coverage degree. Holding other factors constant, the higher the coverage degree, the less sample information is lost, and the representation is more accurate. Assuming that the number of samples in the j th granular-ball is represented as $|GB_j|$, the coverage degree can be expressed as: $\sum_{j=1}^k (|GB_j|) / n$. In the current granular-ball computation method, only in some cases of the classification problem, because the average radius is used in granular-ball, it is a partial coverage, and others such as granular-ball graph representation and granular-ball clustering are full covered. 2. Holding other factors constant, the number of granular-balls is related to the coarseness of the balls. Minimizing this factor is to make the granular-balls as coarse as possible, in line with the cognitive rule of “large scale first”. The fewer granular-balls there are, the coarser the granularity, and the more corresponding coarse-grained characteristics are: granular-ball computing is more efficient, and the robustness is better. 3. Under different problems, to optimize the corresponding learning objectives, the quality of the granular-balls themselves $quality(GB_j)$ needs to be higher than a given threshold T . This factor is also related to the lower limit of granular-ball coarseness, making the smallest granular-ball “fine” enough to accurately represent the problem. The threshold can be obtained through a given method, grid search, or adaptive method. Obviously, the last method is what we pursue most, as seen in granular-ball clustering [43] and attempts in classification [42]. The coverage degree is inverted to optimize its minimum value,

and the optimization objective of the granular-ball can be expressed as the constraint of model (1), as follows:

$$\begin{aligned} \min \quad & \lambda_1 \times n / \sum_{j=1}^k (|GB_j|) + \lambda_2 \times k \\ \text{s.t.} \quad & \text{quality}(GB_j) \geq T, \end{aligned} \quad (2)$$

Among them, λ_1 and λ_2 are the corresponding weight coefficients. Obviously, k is less than n .

The definition of the granular-ball quality varies in different problems. Currently, in classification problems, the concept of “purity” described in Chapter 2 is used. All three factors are indispensable. Neglecting the granular-ball quality and relying only on factor 1 (coverage) and factor 2 (number of granular-balls) is clearly unreasonable, as shown in the extreme case of Fig. 6(a) where only one granular-ball is used to represent the data set. In this case, the quality of the granular-ball is poor and it cannot capture the distribution characteristics of the data (i.e., data boundaries). Neglecting factor 2 (granular-ball coverage), as shown in Fig. 6(b), will also fail to capture the data set. If factor 3 (number of granular-balls) is not considered, that is, the coarseness or fineness of the granular-balls, the balls can be divided into the finest granularity, where each grain contains only one sample point. In this case, the coarse-grained representation will lose its meaning. Therefore, all these factors are necessary. Overall, factor 1 guarantees a certain coverage, while factors 2 and 3 work together to obtain granular-balls with appropriate coarseness and fineness. When factors 1 and 2 remain unchanged, a smaller threshold of factor 3 results in easier satisfaction of the granular-ball quality, coarser granular-balls, fewer granular-balls, and higher computational efficiency and better robustness, but possibly insufficient detail representation. Higher threshold results in better detail representation, but may reduce efficiency and robustness.

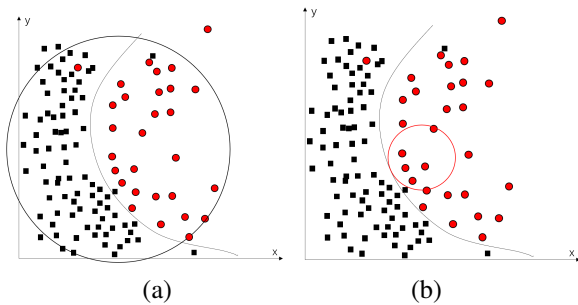


Fig. 6. A schematic diagram of the invalid coverage of the sample space. (a) The coverage results of pellets without considering the mass of pellets ; (b) Coverage results without considering the sample coverage of the granular-ball

The method shown in Section 2.1 is an extendable implementation of model (2) from coarse to fine granularity. In order to accommodate factor 2 in model (2), the entire dataset is initially treated as a single granular-ball, and then split from coarse to fine. During the classification process, factor 1 is considered, i.e., the coverage ratio of granular-balls on samples. When the furthest distance is used as the

granule radius, full coverage is achieved. When the average distance is used, although not all samples are covered, a good sample coverage ratio can still be achieved. The termination condition for coverage is that all granular-balls meet the quality requirement according to factor 3. The entire process takes into account the objectives and constraints of model (2). To implement model (2), other generation methods can also be studied, such as generating more granular-balls at once to speed up the overall convergence rate of the algorithm.

C. Granular-ball representation and quality evaluation in classification problem

The core idea of granular-ball computing is to use hyper-balls (standard or non-standard form) to cover or partially cover the sample space, and use “granular-balls” as input for learning methods (the “multi-granularity representation” in Fig. 3(b) refers to hyper-balls), achieving multi-granularity representation and computation for learning. In classification, the granular-ball representation is as follows: a granular-ball corresponds to an object cluster, i.e., $GB = \{x_i, i = 1 \dots N\}$ (x_i represents a sample in the ball, and N is the number of samples in the granular-ball), with the center of GB denoted as $C = \frac{1}{N} \sum_{i=1}^N x_i$, and the radius of the granular-balls denoted as $r = \frac{1}{N} \sum_{i=1}^N |x_i - C|$, where the coverage ability of the granular-ball decreases, but a more uniform distribution of data inside the ball and a clearer decision boundary can be obtained, which is beneficial for optimizing the classification objective. The standard granular-ball representation form described above is used in classification problems, while in other problems, non-standard forms of granular-balls may be used due to the inability to measure Euclidean distances, such as in image vision, where the pixels of an image are non-Euclidean and stored in a rectangular structure, so an internal rectangle can be used to represent the granular-ball [39]; in granular-ball evolutionary computing, as there are no sample points, the boundary points of a ball can be used to represent the granule [40].

As shown in the constraint in (2), the quality evaluation of the granular-ball is necessary to guide the generation process, and it is also a core issue in various granular-ball computing methods. The measurement of the granular-ball quality generally requires not only effectiveness but also high efficiency, otherwise it will affect the performance of the entire granular-ball computing method. In classification problems, the quality of the granular-ball is measured by an efficient and linear time complexity metric called “purity”, which equals the ratio of the largest label count of all the classes in the granular-ball. Its definition is as follows:

For example, a granular-ball contains 10 samples with 4 different labels. Among the samples, 4 are labeled as +1, 3 are labeled as +2, 2 are labeled as +3, and 1 is labeled as +4. The label “+1” has the largest number of samples (i.e., 4), and the ratio of +1 samples is $4/10=0.4$. Therefore, the purity of the ball is 0.4, and its label is +1. A ball with purity 1 is called a pure ball. When the quality of a granular-ball does not meet the given purity threshold, it will continue

to be split. The higher the purity of the granular-ball in the dataset, the more consistent the data distribution. For example, in Fig. 5, when the algorithm starts, the whole dataset is treated as a single ball containing 3 label categories, as shown in Fig. 5(a). At this point, the granularity of the granular-ball is large, and its purity does not meet the requirement. The boundary of the granular-ball and the classification decision boundary of the dataset is very inconsistent. When further split, the granularity of the granular-ball becomes smaller, and its purity increases, as shown in Fig. 5(b). The consistency between the boundaries of the different color (corresponding to the three label categories) granular-balls and the classification decision boundary of the dataset is rapidly improved. When the algorithm converges to Fig. 5(f), the decision boundary of the different category balls and the original data becomes consistent. Since the purity measurement used to determine whether a granular-ball should be split incorporates supervised label information, the entire process of granular-ball splitting is a combination of unsupervised and supervised learning.

Discussion: the difference between the particle ball generation method and the clustering method

The granule-ball generation method is a representation method that differs from all existing clustering methods, mainly in the following aspects. Firstly, the granule-ball generation method is a data representation method that can fit any data, with the granularity of the granules becoming smaller for complexly distributed data and larger for simply distributed data. Small enough granules can fit almost any complex data while existing clustering methods cannot fit any data. Secondly, the generation of balls is an adaptive, multi-granularity representation method, where the radius, sample size, and the number of balls generated are all different and adaptive. Only one control parameter, the quality threshold, is needed to control the finest granularity, and in many scenarios, such as in the ball clustering model, this parameter is not needed [43], and in the ball classification, this single control parameter for the finest granularity can also be optimized adaptively [42]. However, most existing clustering methods are single-granularity and not fully adaptive. This is mainly because non-convex clustering methods typically require computing the distance between any two points at the finest granularity. In addition, based on the distance, determining the single-scale k -nearest neighbor or neighborhood radius (such as DBSCAN) for density calculation, or determining the number of clusters for efficient clustering of convex data such as the k -means algorithm, will inevitably bring about non-adaptive problems for single-scale calculations. Moreover, most optimization algorithms introduce more hyperparameters and other parameters that need to be optimized. Thirdly, precisely because of the characteristics of the multi-scale representation mentioned above, the time complexity of generating balls is less than quadratic, avoiding the calculation of distances between points at the finest granularity. On the other hand, the design of most non-convex data clustering methods is based on the distance between any two points at the finest granularity, and therefore, their time complexity is above quadratic. Fourthly, the standard equation representation of the granular-ball in the ball calculation is continuous and differentiable, making

it possible to derive the ball support vector machine model, which is a feature that existing clustering methods cannot achieve. Finally, granular-ball generation in ball calculation is an efficient representation method that is not dependent on learning, especially for adaptive ball generation in classification and ball generation in ball clustering, which does not have any arbitrary parameters. This is also a feature that most current clustering methods do not possess. Overall, the reason why ball generation in ball calculation is different from existing clustering methods lies in its adaptive, efficient, and multi-scale representation method. As the main input of ball calculation, it has promoted new efficient, robust, and explainable multi-scale ball calculation modes to deal with “trusted, reliable, and interpretable AI technology”, which was selected as one of the ten cutting-edge basic issues by the China Association for Science and Technology in 2022.

D. Granular-Ball Support Vector Machine

In the classification problem, the basic components of the classifier model algorithm are input points, input point labels, and distances between input points. Similarly, in granular-ball computing, granular-balls replace sample points as inputs to the classifier, and the label of a granular-ball is the label of the sample with the highest proportion within it. The distance between granular-balls is defined as the distance between their boundaries. The model algorithm of the granular-ball classifier does not have sample point inputs, but only granular-balls inputs. A given sample point to be predicted can be considered as a granular-ball with a very small radius and a center at that point. The schematic diagram of the granular-ball SVM model is shown in Fig. 7.

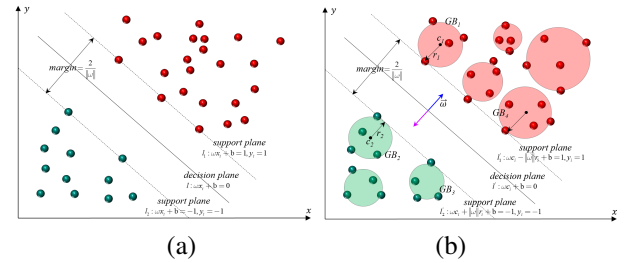


Fig. 7. Comparison of traditional SVM and particle SVM. (a) Traditional SVM ; (b) Granular-ball SVM.

As shown in Fig. 7, traditional SVM trains on points and the support plane is determined by support vectors. In contrast, the SVM in the context of granular-ball computing trains on balls, and the support plane is determined by supporting planes. In granular-ball SVM, the distance from the center of any ball to the support plane is greater than the radius of that ball. Therefore, the expressions for the two support planes are as follows:

$$\begin{aligned} l'_1 : \quad & \frac{\omega}{\|\omega\|} \cdot (c_i - x) \geq r_i, y_i = +1, \\ l'_2 : \quad & \frac{\omega}{\|\omega\|} \cdot (c_i - x) \leq -r_i, y_i = -1. \end{aligned} \quad (3)$$

Calculate the distance between the two, maximize the optimization goal, and convert it into a convex optimization

problem. The original model of the granular-ball SVM is as follows :

$$\begin{aligned} \min_{\omega, b} \quad & \frac{1}{2} \|\omega\|^2 \\ \text{s.t.} \quad & y_i(\omega \cdot c_i + b) - \|\omega\| r_i \geq 1, \quad i = 1, 2, \dots \end{aligned} \quad (4)$$

The granular-ball SVM is the first multi-granularity classifier model that does not require point input and does not have x_i . The parameter r_i controls the granularity of the input granular-balls. When r_i approaches 0, c_i can be regarded as an input point, and the model is transformed into the traditional SVM form. The decision function model is identical to the traditional SVM, except for the form of $\|\omega\|$, but when r_i is extremely small, the decision plane form in Eq. (3) is also identical to that of the granular-ball SVM. Furthermore, the dual model of the granular-ball SVM is as follows:

$$\begin{aligned} \max_{\alpha} \quad & -\frac{1}{2} \|\omega\|^2 + \sum_{i=1}^n \alpha_i \\ \text{s.t.} \quad & \sum_{i=1}^n \alpha_i y_i = 0, \quad i = 1, 2, \dots \end{aligned} \quad (5)$$

Among them,

$$\omega = \frac{\left(\left\| \sum_{i=1}^n \alpha_i y_i c_i \right\| - \sum_{i=1}^n \alpha_i r_i \right) \sum_{i=1}^n \alpha_i y_i c_i}{\left\| \sum_{i=1}^n \alpha_i y_i c_i \right\|} \quad (6)$$

Similarly, the model is the same as traditional SVM in form, and when r is 0, the form of w in the ball is transformed into the form of w in traditional SVM.

The characteristics and advantages of the granular-ball classifier: The characteristics and advantages of the granular-ball classifier: The granular-ball classifier can achieve coarse-grained characterization and measurement of the sample space, and has the characteristics of high efficiency and robustness. The efficiency corresponds to the second factor in the objective of the model (2). After generating high-quality granular-balls through the above steps, granular-balls can replace sample points to participate in learning and calculation. Since each granular-ball covers many points and the number of granular-ball is much smaller than the number of samples (i.e., $k < n$ in the model (2)), and the granular-ball themselves only contain two data, namely the center, and radius, the amount of data is greatly reduced. Therefore, replacing sample points with particles as inputs can make particle computing learning more efficient compared to existing methods. The robustness of the particle model is reflected in its optimization characteristics, corresponding to the constraints in the model (2). When particles contain label noise, a small amount of label noise is smoothed out as it cannot affect the overall label of the granular-ball, making the granular-ball computing method robust. The particle generation method has good adaptability: there is only one parameter, “purity threshold”, used to control the finest granularity. When the purity threshold of the particle is set to 1, the granularity is the finest, which is advantageous

for generating clear decision boundaries, but the robustness against label noise is the weakest. At this point, the entire particle generation process becomes completely parameter-free, and some label noise is distributed in isolated points, namely particles that contain only one point. These isolated points are filtered out and not included in the computation, so the particle computing can still maintain a certain degree of robustness.

E. GBkNN classifier

The k NN algorithm is one of the most widely used artificial intelligence algorithms, with many features such as simplicity, online capability, natural handling of multi-class problems, no dependence on training, applicability for both classification and regression, easy parallelization, ease of implementation. However, the k NN algorithm has some common issues, such as the need to optimize the k value, which is time-consuming and requires quadratic time complexity. From a multi-granularity perspective, the k value is fixed and thus dependent on a single granularity, and the k -nearest neighbor calculation requires the computation of the distance between any two points, which is based on the finest granularity. Therefore, in [37], [42], we introduced granular-balls into k NN and proposed an efficient and k -value-free neighbor algorithm, called Granular-ball k -Nearest Neighbors (GBkNN). The basic idea is very easy to implement: the label of a single query sample point is equal to the label of the nearest granular-ball, which is determined by the majority of sample labels within the granular-ball. Therefore, GBkNN and traditional k NN share the common feature that the label of the query point is determined by many points. However, the important advantage of GBkNN is that, in addition to the inherent efficiency and robustness of the granular-ball classifier, its adaptive multi-granularity neighborhood relation generation eliminates the need for optimizing the parameter k , and the label of the query point is determined by the nearest granular-balls of different coarse granularities.

III. GRANULAR-BALL ROUGH SETS

Rough sets are mainly used in classification problems, so their splitting and generation process is similar to that of classification problems. However, unlike the granular-ball computing approach used in classifiers, the main reason for using granular-ball computing in rough sets is its multi-granularity representation capability compared to the traditional single-granularity neighborhood calculation method. Moreover, rough sets are not only used for classification decisions but also for knowledge representation and feature selection. Therefore, this section provides a separate description of granular-ball rough set work.

A. Backward Granular-ball Neighborhood Rough Set

Rough sets are an essential branch of multi-granularity computing. As shown in Fig. 8(a), classical rough sets can only handle discrete data; fuzzy rough sets can handle continuous data but require prior knowledge to set the membership function. The neighborhood rough set proposed by Hu

Qinghua and other scholars can handle continuous data [18] by determining whether the sample labels within a certain neighborhood radius are consistent. However, as shown in Fig. 8(b), its neighborhood calculation involves a large amount of overlapping calculation, resulting in high computational complexity. It requires manually setting the neighborhood radius to a fixed value, which cannot take into account the different distribution characteristics of different sample points. To address this, in [44], granular-ball computing was introduced into the Neighborhood Rough Set (NRS), and the Granular-ball Neighborhood Rough Set (GBNRS) was proposed, using the generated positive domain instead of the traditional positive domain. As shown in Fig. 8(c), GBNRS can adaptively generate different neighborhood radii, virtually eliminating overlapping neighborhood calculations, and achieving better algorithm efficiency compared to NRS. Additionally, the adaptive neighborhood radius can better consider the different distribution characteristics of different sample points, resulting in better learning outcomes in many scenarios.

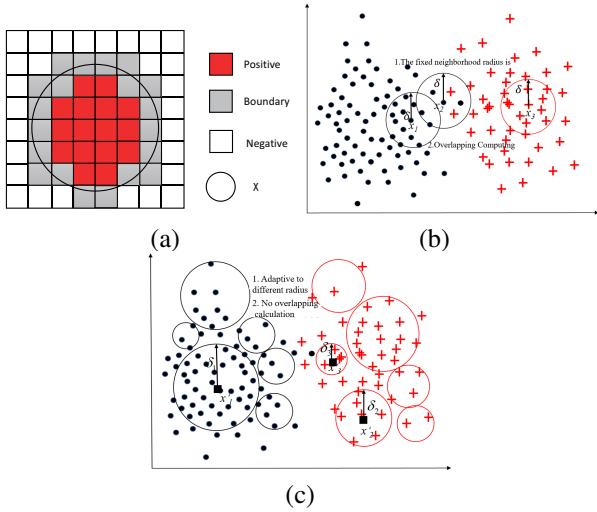


Fig. 8. The principle comparison diagram of three rough set methods. (a) Classical rough set; (b) Traditional neighborhood rough set; (c) GBNRS.

B. Granular-ball Rough Set: A Unified Model of Classical Rough Set and Neighborhood Rough Set

Classical rough sets and neighborhood rough sets are the two most important models in the rough set domain, but they have certain contradictions. Classical rough sets have good knowledge representation capabilities with upper and lower approximations represented by equivalence classes, but they cannot automatically handle continuous data. The performance of processing continuous data depends on discretization methods. Neighborhood rough sets can handle continuous data, but their upper and lower approximations are composed of sample points instead of equivalence classes, losing the ability of knowledge representation. To address this issue, Xia Shuyin and others discovered that the fundamental reason lies in the single-granularity neighborhood relationship of existing neighborhood rough sets, which leads to the “heterogeneous transitivity” phenomenon in Fig. 9(a). As shown in Fig.

9(b), granular-ball computing, which eliminates heterogeneous overlapping relationships, can effectively avoid this problem. Based on the adaptive neighborhood of granular-balls, indistinguishable relationships, equivalence class relationships, upper and lower approximations, and positive and negative domains are constructed, thereby establishing a unified model of classical rough sets and neighborhood rough sets granular-ball rough sets, enhancing the processing capabilities of rough sets [24].

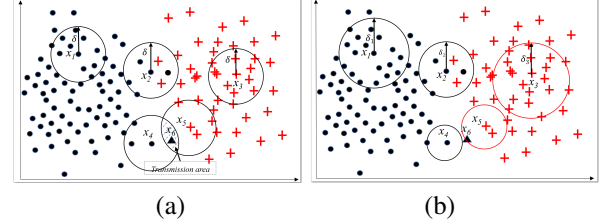


Fig. 9. Granular-ball rough set can adaptively solve the heterogeneous transfer phenomenon in traditional neighborhood rough set. (a) The heterogeneous transfer phenomenon in traditional neighborhood rough sets; (b) Granular rough set eliminates the heterogeneous transmission

IV. GRANULAR-BALL CLUSTERING METHOD

From the perspective of multi-granularity computing, the design of existing clustering methods is still based on single granularity and the finest granularity. The reason is that, on the one hand, existing algorithms capable of handling non-convex data clustering (efficient k -means algorithm can only handle convex data) all rely on the distance calculation between any two points, making them the finest granularity. Moreover, they typically require searching for k -nearest neighbors to calculate density based on the previous step, and the single k setting corresponds to single granularity. Although there are some improvements, they come with other costs. For example, the natural neighbor method is based on forward searching for k -nearest neighbors and then backward searching, with the forward range being a new parameter, and the new operation reduces the algorithm's efficiency.

In 2022, we proposed the granular-ball clustering algorithm, which achieves an efficient, robust, adaptive clustering method for non-convex shaped data without the need to calculate the distance between any two points [43]. As shown in model (1), granular-ball clustering also needs to address several problems: the granular-ball splitting method in clustering problems (i.e., the constraint in model (1)), the granular-ball mass metric (i.e., the $quality(GB_j)$) of the constraint in model (1)), and the calculation method for generating clustering clusters (i.e., $g(GB, \beta)$ in the objective of model (1)). The current method for granular-ball splitting in clustering is to divide it into two sub-balls. The selection of center points should be as far apart as possible to achieve good partitioning. The current method is as follows: the center point of the first sub-ball is the farthest point from the granular-ball's center, and the center point of the second sub-ball is the farthest point from the granular-ball. The quality metric for granular-balls is the average distance from points within the granular-ball to the center of the ball. The smaller the value, the more concentrated

the points in the ball, and the more likely it is to be considered a cluster. In the quality judgment of granular-balls in clustering methods, we borrowed the adaptive strategy of granular-ball quality threshold in classification, that is, if the weighted quality of the sub-ball is greater than the parent granular-ball, continue splitting [42]; otherwise, stop splitting. The calculation method for generating clustering clusters is based on the multi-granularity topological relationship of granular-ball computing, i.e., whether they overlap. If two granular-balls overlap, they belong to the same cluster. The schematic diagram is as follows:

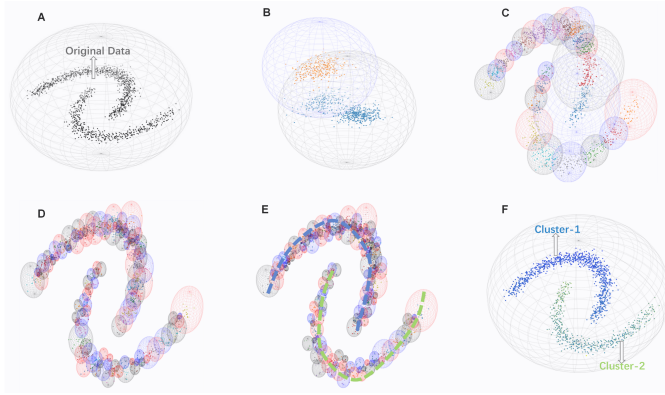


Fig. 10. The schematic diagram of the basic algorithm of granular-ball clustering

As shown in Fig. 10(A), the entire dataset is covered by a single granular-ball, and the quality of this granular-ball is not good enough. The granular-ball continues to split until Fig. 10(D), when the quality of the granular-ball meets the requirements. In Fig. 10(E), two clusters are formed based on the overlapping topological relationship of granular-balls, and the final two clusters are obtained in Fig. 10(F).




Fig. 11. Particle ball generation schematic diagram of particle ball clustering basic algorithm

Fig. 11 shows the granular-ball generation process of the granular-ball clustering algorithm on some complex distribution datasets, and Fig. 12 shows the clustering clusters constructed based on the overlapping relationship of granular-balls. It can be seen that granular-ball clustering can cope well with many complex-shaped clustering tasks. In addition,

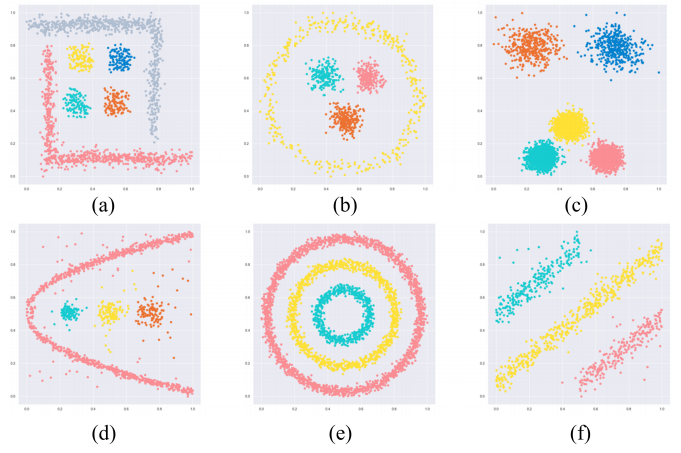


Fig. 12. Particle ball clustering basic algorithm clustering results

as shown in Fig. 11(d), the data contains noise data, which exists in granular-ball clustering as the finest granularity minimal granules (balls containing only one point)/isolated balls, allowing granular-ball clustering to naturally discover and filter noise data. In summary, the entire clustering process is not only concise, efficient, robust, and capable of handling complex shapes, but also almost entirely free from the need to optimize any parameters, making it a fully adaptive process. Granular-ball clustering itself can serve as an excellent clustering method. On the other hand, existing clustering methods have advantages when dealing with certain specific datasets but generally suffer from problems related to fine-grained/single-grained computing and poor robustness. Therefore, granular-ball based clustering methods can be used as an adaptive multi-granularity representation method to optimize existing clustering methods, improving their efficiency and robustness.




Fig. 13. Schematic diagram of granular-ball spectral clustering

For example, in spectral clustering, existing algorithms require the calculation of an adjacency matrix based on the distance between any two points, and further computations

are based on this matrix. This calculation is fine-grained. To address this issue, as shown in Fig. 13, Wang Guoyin, Xia Shuyin, and Xie Jiang used granular-balls to perform adaptive multi-granularity partitioning of the clustering data. They built a granular-ball adjacency matrix based on the distance relationships between multi-granularity granular-balls, and the scale of the granular-ball adjacency matrix is much smaller than that of traditional granular-ball matrices, significantly improving the efficiency of spectral clustering algorithms. In some cases, due to the robustness of the granular-ball multi-granularity representation, the clustering performance of the algorithm can be further improved [45]. In minimum spanning tree clustering methods, not only do they suffer from the inefficiency caused by fine-grained point calculations, but they are also highly susceptible to noise points and boundary points, leading to incorrect partitioning of the minimum spanning tree and reducing clustering performance. Granular-ball minimum clustering methods, based on granular-balls for minimum spanning tree partitioning, can inherently discover and filter out noise, thus demonstrating higher efficiency and robustness compared to traditional minimum spanning tree clustering methods [46]. Stream clustering is another common clustering method. Clustering of stream data is generally divided into two stages: online and offline, with low efficiency and an inability to cope with data drift issues. Additionally, most stream clustering algorithms require numerous parameters and have poor adaptability, which is an important reason why they cannot be widely applied. To address this issue, granular-ball based computation and appropriate decay mechanisms have been proposed for granular-ball stream clustering. Since the granular-ball splitting method can provide a multi-granularity representation of the data, it can inherently perform data quality control within the granular-balls. Moreover, its adaptive splitting differentiation method can efficiently and adaptively respond to data changes, addressing data drift problems.

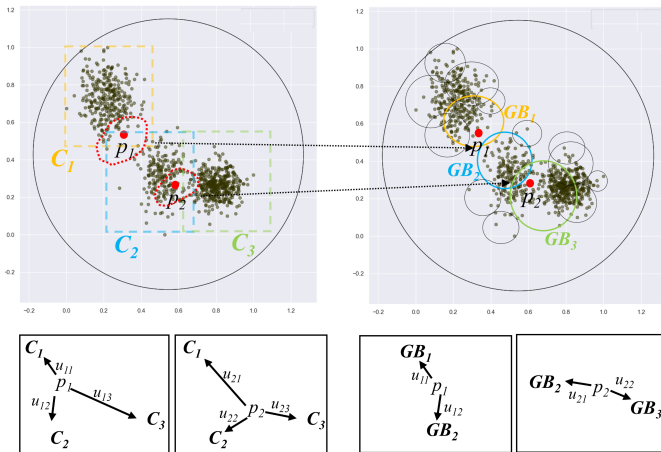


Fig. 14. Schematic diagram of granular-ball fuzzy mean clustering

Fuzzy mean clustering divides each data point according to its membership degree, making the clustering of boundary points more reasonable and effective. However, existing fuzzy clustering algorithms cannot effectively deal with noisy environments and require iterative calculations of membership de-

grees with all clustering centers, ignoring the multi-granularity localized distribution of data. To overcome this issue, granular-ball computing is used to enhance the performance of fuzzy means [47]. As shown in Fig. 14, the red dashed area where p_1 is located can be covered by granular-balls GB_1 and GB_2 , allowing p_1 to iterate its membership degree between the two granular-balls GB_1 and GB_2 , thereby improving efficiency. By iterating in this manner, a fuzzy granular-ball set is generated, and the final overlapping method can produce fuzzy clustering results of any shape. The adaptive characterization of granular-balls eliminates the need for the hyperparameter the number of clusters k . The efficiency improvement of granular-ball computing for fuzzy mean clustering mainly lies in the multi-granularity representation capability of granular-ball computing, which allows fuzzy mean clustering to utilize the local distribution of data, thereby improving the efficiency and adaptability of the algorithm.

In the acceleration of the precise k -means algorithm, granular-balls are used to represent each cluster. The accurate granular-ball geometric structure and coarse-grained representation help discover the coarse-grained neighborhood relationships of clustering clusters. This approach avoids the need for distance calculations between sample points within granular-balls and non-neighboring granular-balls, significantly improving the efficiency of the precise k -means algorithm, especially in large k problems [48], [49].

V. GRANULAR-BALL NEURAL NETWORKS

Vision is one of the most widely applied fields in artificial intelligence technology. The main technology for existing visual processing is the most widely used model - Convolutional Neural Networks (CNN). Deep CNNs inherently possess some multi-granularity characteristics, such as finer-grained semantics at the front layers and coarser-grained semantics at the back layers. However, this multi-granularity is not thorough. Compared to traditional BP neural networks, CNNs can better process images primarily because the convolution operation introduces a local receptive field. From a multi-granularity perspective, this local receptive field can achieve coarser-grained image representation, enabling it to depict the relationships between fine-grained pixels. However, on the one hand, the convolution kernel size in each layer of CNN is fixed and not adaptive, so it is still single-grained and unable to reflect the multi-granularity features of different pixel areas in the image, resulting in poor interpretability of CNN to some extent. On the other hand, it is essentially based on the input of the finest-grained pixels, and this lack of multi-granularity makes CNN less robust, as a small number of pixel modifications can significantly impact the accuracy of the learning results. Some research works attempt to train and learn by extracting coarse-grained regional information [50], [51], [52], [53], but the extraction process of coarse-grained regional information is not adaptive and heavily depends on other learning processes with numerous hyperparameters, making it non-adaptive, less robust, and inefficient. Therefore, many researchers have proposed numerous studies on adversarial defense of neural networks to improve their robustness

[54], [55], [56]. In summary, from the perspective of multi-granularity cognitive computing, the essential reason for the inability of existing deep neural networks to achieve inherent interpretability, reliability, and robustness lies in learning based on the finest-grained pixel input. In contrast, the interpretability of human vision relies on the input of coarse-grained, multi-granularity contour information. From the perspective of conceptual cognition, more extensional samples are needed to form meaningful knowledge, which follows a similar principle. For this reason, we propose a multi-granularity granular-ball representation of images and a graph computing model.

The multi-granularity representation of images and the generation of granular-balls in classification are similar, with different pixel values containing 256 values in the same channel, corresponding to 256 class labels. Additionally, purity is used to measure the quality of granular-balls. Considering the uniqueness of images, gradient calculation needs to be performed beforehand. The granular-ball representation of the image is shown in Fig. 15.

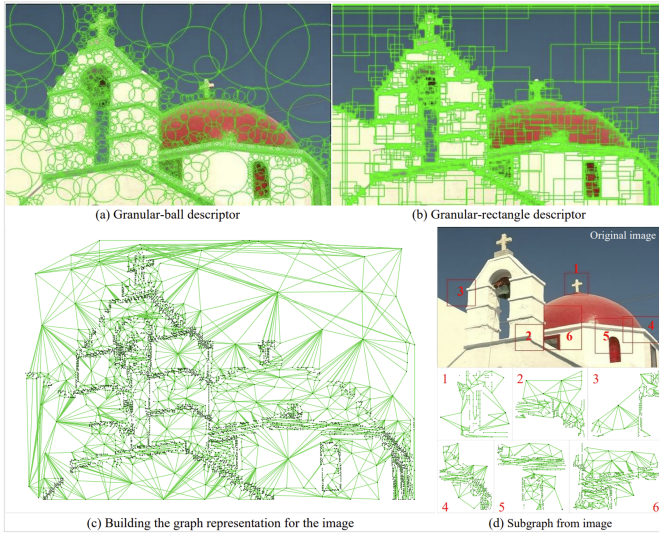


Fig. 15. Granular-ball image representation diagram

As shown in Fig. 15(a), assume the image is 1000×1200 in scale, containing over 10 million pixels. We have carried out a multi-granularity granular-ball representation of the image [39]. In the figure, important information areas such as image edges are composed of many fine-grained small balls; areas with little information content, such as the sky part in the upper right corner, containing over one million pixels, only require about 10 granular-balls or 20 pieces of data information (each granular-ball contains a center and radius data). This not only achieves a multi-granularity image representation but also significantly reduces data information. Moreover, since the pixels in the image are based on non-Euclidean distance and stored in a rectangular manner, non-standard granular-ball forms, such as rectangles, are used to replace spherical representation. If granular-ball clustering is performed, as shown in Fig. 15(c), we use the overlapping relationship of granular-balls to construct a further graph representation, where dense substructures can effectively outline the shape of buildings in

the image. In Fig. 15(d), various transformations are performed on the granular-ball graph representation. Granular-ball graph representation is the first to achieve adaptive, multi-granularity efficient graph representation. Furthermore, the learning mode of images transitions from the convolutional neural network (CNN) mode to the graph neural network (GNN) learning mode. The learning parameters of granular-ball neural networks are more than ten times smaller than the existing graph neural networks. At the same time, due to its excellent multi-granularity graph representation capability, it achieves better learning accuracy than existing methods [39]. In addition, since granular-ball graph representation can capture the multi-granularity structural properties of images, GNN learning based on granular-ball graph representation can directly reflect the target subgraph identified in the learning results, i.e., coarse-grained contour structures, and thus naturally possess interpretability. As shown in Fig. 16(a), for example, in the second image of horse recognition, the correct learning results focus on the key structural subgraphs on the recognition target; in Fig. 16(b), for the second image of bear recognition, the key structural subgraphs deviate from the recognition target itself. The important manifestation of the multi-granularity/coarse-grained interpretability of granular-ball computing lies in visual deep neural networks, which is also the most important research direction for the interpretability of deep neural networks. Finally, like other granular-ball computing methods, due to the coarse-grained and multi-granularity characteristics of granular-ball graph representation, changes in fine-grained pixels will not significantly affect the learning results of the images, and granular-ball graph representation and neural network learning exhibit good defense capabilities against adversarial attacks, that is, robustness. Overall, granular-ball neural network learning can inherently and simultaneously achieve lightweight training, interpretability, and reliable robustness for artificial intelligence without any tricks, and has extensive development potential in the field of deep learning.




Fig. 16. The interpretability of the results of particle image representation and calculation

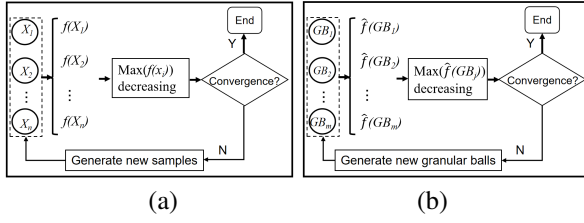


Fig. 17. The comparison diagram of the traditional evolutionary algorithm framework and the granular-ball evolutionary algorithm framework. (a) Traditional evolutionary algorithm framework ; (b) Granular-ball evolution algorithm framework

VI. GRANULAR-BALL EVOLUTION CALCULATION

Evolutionary computing is an important branch of artificial intelligence and has developed many important and widely used basic algorithms, such as particle swarm, genetic algorithm, differential computing, simulated annealing, etc., which can show excellent performance in different scenarios. However, from the perspective of multi-granularity cognitive computing, as shown in Fig. 17(a), the existing main optimization algorithms are based on the finest-grained point optimization, which requires calculating the fitness function values of the points and then determining whether the algorithm has converged. If not converged, new samples are generated according to their own algorithm mechanisms and the new fitness function values are calculated. From the perspective of multi-granularity cognitive computing, this fine-grained calculation method is not sufficient to characterize the global data distribution, and for this reason, we propose the granular-ball evolutionary computing algorithm as shown in Fig. 17(b). Combining model (1), the first step is to define the granular-ball quality in the evolutionary algorithm, and further, to determine the fitness function values of the granular-ball; and then, to determine the representation of the granular-ball, if the standard granular-ball expression cannot be used to calculate the fitness function. Referring to the granular-ball sampling algorithm for classification problems [57], the granular-ball is represented by a set of boundary points formed by the intersection of the ball and the coordinate system. The important reason for choosing coordinate axis intersection points is that they can not only represent the boundaries of the granular-ball but also can be represented by fixed expressions when the dimensions increase, which is beneficial for high-dimensional expansion [57]. The fitness function value of the granular-ball is equal to the optimal fitness function value of the above boundary points and serves as a measure of the quality of the granular-ball. For example, in a two-dimensional space, the quality of a granular-ball is represented by the optimal value of the fitness functions of the four intersection points between the granular-ball and the coordinate axis directions. The splitting method of the granular-ball is similar to that of granular-ball clustering and uses an adaptive approach: the granular-ball splits at its boundary points, and if the quality of the sub-ball is greater than that of the granular-ball, the sub-ball continues to split; otherwise, the splitting stops. Fig. 18 shows a granular-ball splitting optimization process on a two-dimensional function: in Fig. 18(a), a granular-ball covers

the entire sample space; in Fig. 18(b), the granular-ball splits at four boundary points, and since the quality of the sub-ball below is better than that of the granular-ball, in Fig. 18(c), the sub-ball is further split; in Fig. 18(d), the sub-ball on the left is further split, and at this point, further splitting of the sub-ball cannot achieve better granular-ball quality, and the algorithm converges. Due to the granular-ball optimization algorithm being based on the optimization process of different granularity size inputs, it can better take care of the overall distribution characteristics of the data space. Compared with traditional optimization algorithms, the granular-ball optimization algorithm not only demonstrates better convergence speed but also exhibits smaller optimization errors in most cases.

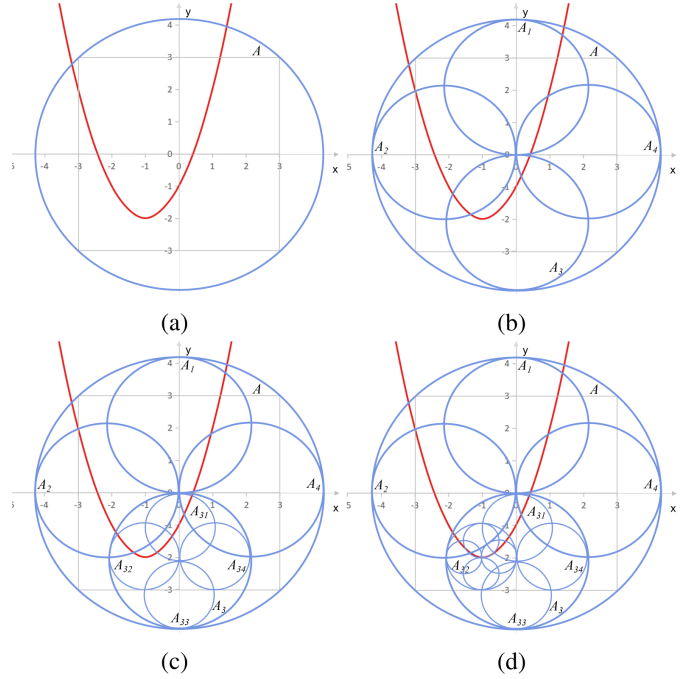


Fig. 18. granular-ball optimization algorithm

VII. GRANULAR-BALL FUZZY SET

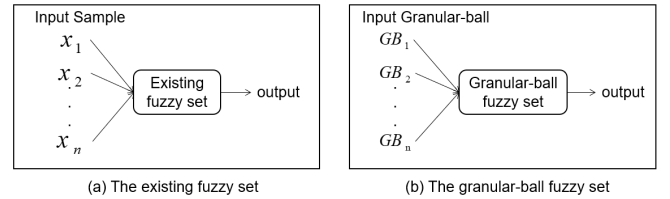


Fig. 19. Comparison diagram of traditional fuzzy set and granular-ball fuzzy set framework.

Fuzzy sets are widely used in the theoretical methods of uncertainty decision analysis. From the perspective of multi-granularity cognitive computing, as shown in Fig. 19(a), existing fuzzy set methods are mainly based on point operations, which still have the problems of inefficiency and insufficient

robustness in fine-grained calculations. For this reason, we propose the granular-ball fuzzy set as shown in Fig. 19(b) to implement fuzzy set theory methods based on granular-ball input [41]. As with previous granular-ball computing methods, the first issue to be solved is still the definition of granular-ball membership. In granular-ball fuzzy sets, the membership of a granular-ball is defined as the average membership of all sample points in the granular-ball or the membership of the center point of the granular-ball. Fuzzy SVM (FSVM) is a classic classifier in fuzzy sets, which achieves better learning accuracy compared to traditional SVM due to the intrinsic weighting of sample membership. Therefore, we further implement the granular-ball fuzzy SVM. We use the granular-ball SVM model as the basis for implementing the fuzzy granular-ball SVM. After introducing the granular-ball into the membership δ_i in the granular-ball SVM, the resulting fuzzy granular-ball SVM model is as follows:

$$\begin{cases} \min_{w,b,\xi_i} & \frac{1}{2}\|w\|^2 + C \sum_{i=1}^l \delta_i \xi_i, \\ s.t. & y_i(wc_i + b) - \|w\|r_i \geq 1 - \xi_i, i = 1, 2, \dots, n, \\ & \xi_i \geq 0. \end{cases} \quad (7)$$

Furthermore, its Lagrange dual model is obtained as follows:

$$\begin{aligned} \max_{\alpha} & \quad -\frac{1}{2}\|w\|^2 + \sum_{i=1}^n \alpha_i, \\ s.t. & \quad \sum_{i=1}^n \alpha_i y_i = 0, \\ & \quad 0 \leq \alpha_i \leq \delta_i C, i = 1, 2, \dots, n, \end{aligned} \quad (8)$$

Where,

$$w = \frac{\left(\left\| \sum_{i=1}^n \alpha_i y_i c_i \right\| - \sum_{i=1}^n \alpha_i r_i \right) \sum_{i=1}^n \alpha_i y_i c_i}{\left\| \sum_{i=1}^n \alpha_i y_i c_i \right\|}. \quad (9)$$

The model 8 has an expression form that is completely consistent with the traditional FSVM. When the radius r_i of the granular-ball is 0, it is completely transformed into the traditional FSVM. Due to the high efficiency and robustness of granular-ball computing, compared to FSVM, granular-ball FSVM achieves both higher learning accuracy and learning efficiency.

VIII. DISCUSSION ON THE MAIN APPLICATION SCENARIOS OF GRANULAR-BALL COMPUTING

Multi-granularity granular-ball computing covers and represents the sample space through balls and achieves more thorough multi-granularity input and computing based on granular-balls input. During the implementation process of granular-ball computing in various fields of artificial intelligence, the granular-ball splitting process is generally based on the “large-scale first” cognitive mechanism - the process from large balls to small balls. The core problem to be solved is the quality evaluation of granular-balls. In different problems, the

methods of the granular-ball quality evaluation vary, but they are essentially based on error calculation. For example, the essence of purity is the opposite value of prediction error, and the convergence index is used in clustering, which can be understood as the average error between other points and the center of the granular-ball cluster. To achieve the quality definition of granular-balls, it is necessary to first achieve their representation. In model (1), the granular-ball representation includes the standard granular-ball equation representation adapted to the Euclidean distance data distribution, which is used in classification, clustering, and other problems. In different problems, extended representations have been derived, such as granular-ball classification sampling problems and granular-ball boundary point representations in granular-ball evolutionary computing. In addition, due to the non-Euclidean distance distribution of graph matrices, an approximate rectangular representation is used in granular-ball graph representation. The generation of granular-balls mainly includes two methods: one is the sequential generation of granular-balls, in which one ball is generated at a time; the other is the splitting generation of granular-balls, which is currently more widely used. The efficiency of granular-balls lies in the reduction of computation information after coarse-grained granular-balls replace sample points. At the same time, the multi-granularity local characterization ability of granular-ball computing is also an important reason for its efficient computing in some scenarios, such as granular-ball fuzzy clustering. In summary, the large-scale first multi-granularity cognitive mechanism makes granular-ball computing one of the very few artificial intelligence theoretical techniques that can simultaneously and adaptively improve the efficiency, robustness, and interpretability of artificial intelligence.

A. Summary of the characteristics of granular-ball computing

Due to its inherent efficiency, robustness, and interpretability, multi-granularity granular-ball computing focuses on different aspects of different problems. Among them, efficiency is the basic characteristic, and in almost all granular-ball methods, the experimental verification of efficiency is necessary and feasible, such as classifiers, clustering, evolutionary algorithms, and neural networks (mainly reflected in lightweight models, i.e., fewer parameters lead to lower training costs). In classifiers, the main advantages lie in efficiency and robustness. Therefore, in the experimental design of the granular-ball classifier research, experiments targeting efficiency and robustness are almost always necessary and effective. In clustering research, the focus is on improving efficiency, and in most cases, robustness can be demonstrated.

B. Current limitations and improvement directions of granular-ball computing

The adaptive multi-granularity data representation method of granular-ball computing brings significant improvements in computational performance; however, there are still some issues that need to be optimized and resolved. For example, when dealing with classification problems in the early stage, granular-balls were generated based on k -means splitting, and

further partitioning was used in the subsequently improved algorithms to enhance efficiency. This performs well on some datasets, but when the partitioning is too fine for some datasets, the number of generated granular-balls is still too large, making the algorithm's efficiency unattainable, and the algorithm's robustness is easily affected. This situation exists to varying degrees in granular-ball clustering and granular-ball graph representation. Therefore, optimizing granular-ball generation techniques in these problems to generate fewer granular-balls while ensuring their quality is one of the important research directions for the future.

In granular-ball computing, the standard granular-ball representation (mainly in classification problems) is based on Euclidean distance, which is not good enough for handling data with inconsistent attribute weights. Therefore, incorporating attribute weight systems into granular-balls generation models or using fast granular-balls generation models to obtain optimized attribute weights to improve a series of granular-ball classification methods is one of the important research directions for the future.

Granular-ball generation representation is a highly adaptive process, but in many granular-ball computing methods, there is still a unique parameter, which is the lower bound of granular-ball quality. This lower bound is used to control the minimum granularity in granular-balls. It can be set to 1 or avoided using existing adaptive methods. However, in many cases, this solution does not show the best performance. Therefore, the adaptive optimization of the granular-ball lower bound is also an important research direction. In addition, in various fields, such as granular-ball graph representation and granular-ball evolutionary computing, further improving the quality of granular-ball generation and enhancing the effects of existing granular-ball computing methods still require continuous research.

In terms of theoretical applicability, granular-ball computing is mainly based on multi-granularity partitioning of sample space, but when the sample size is small, especially when the number of samples is close to the sample dimensions, the sample distribution is already very sparse, and the distribution is approximately linearly separable in classification. In this case, further partitioning of granular-balls is not very meaningful. Currently, granular-ball computing is not suitable for handling datasets with dimensions relatively close to the sample size. From the original intention of the invention of multi-granularity granular-ball computing theory, granular-ball computing is mainly aimed at big data problems, which mainly refer to large sample sizes. Generally, the larger the sample size (relative to the dimensions), the greater the advantage of granular-ball computing.

Granular-ball computing has made progress in many areas of artificial intelligence, but there are still challenges in some areas. For example, in the field of natural language processing, the main development of the granular-ball in this field at present is the clustering representation of the granular-ball on the basis of word vector to improve the capability of confrontation and defense. However, due to the temporal characteristics of the text and the strong regularity of the text, there are challenges in the generation and presentation of the

granular-ball of text. In addition, in the process of word vector representation, the number of word samples is small, which is not conducive to the formation of word vector representation based on the granular-ball.

At present, multi-granularity granular-ball computing has only established basic theoretical models in many fields of artificial intelligence. On the one hand, there is still a lot of important developmental work in related fields. For example, although the basic work of granular-ball fuzzy sets has been proposed, there are many important models in the field of fuzzy sets that are waiting for the foundation of granular-ball fuzzy set theory to improve their efficiency and robustness. There is still much important work to be done in areas such as granular-ball neural networks for video tracking, lightweight deep neural networks, etc. Granular-ball clustering still has great potential for efficiency improvement and robustness enhancement in more clustering techniques. On the other hand, some important artificial intelligence fields facing big data processing problems (especially those with noise robustness issues) are still waiting for the development of multi-granularity granular-ball computing theory to improve their efficiency, robustness, or interpretability, such as 3D point clouds, multi-label learning, conceptual cognition computing, and so on.

REFERENCES

- [1] Lotfi A Zadeh. Fuzzy sets and information granularity. *Fuzzy sets, fuzzy logic, and fuzzy systems: selected papers*, pages 433–448, 1979.
- [2] Lotfi A Zadeh. Toward a theory of fuzzy information granulation and its centrality in human reasoning and fuzzy logic. *Fuzzy sets and systems*, 90(2):111–127, 1997.
- [3] Eric Backer and Anil K Jain. A clustering performance measure based on fuzzy set decomposition. *IEEE Transactions on Pattern Analysis and Machine Intelligence*, (1):66–75, 1981.
- [4] Bart Kosko. Counting with fuzzy sets. *IEEE Transactions on Pattern Analysis and Machine Intelligence*, (4):556–557, 1986.
- [5] Wei-Bo Zhang and Guang-Yu Zhu. A multiobjective optimization of pcb prototyping assembly with ofa based on the similarity of intuitionistic fuzzy sets. *IEEE Transactions on Fuzzy Systems*, 29(7):2054–2061, 2020.
- [6] Xianliang Liu and Shuping Wan. Combinatorial iterative algorithms for computing the centroid of an interval type-2 fuzzy set. *IEEE Transactions on Fuzzy Systems*, 28(4):607–617, 2019.
- [7] Jiye Liang, Feng Wang, Chuangyin Dang, and Yuhua Qian. A group incremental approach to feature selection applying rough set technique. *IEEE Transactions on Knowledge and Data Engineering*, 26(2):294–308, 2012.
- [8] Yuhua Qian, Jiye Liang, Witold Pedrycz, and Chuangyin Dang. Positive approximation: an accelerator for attribute reduction in rough set theory. *Artificial Intelligence*, 174(9-10):597–618, 2010.
- [9] Qinghua Hu, Lingjun Zhang, Yucan Zhou, and Witold Pedrycz. Large-scale multimodality attribute reduction with multi-kernel fuzzy rough sets. *IEEE Transactions on Fuzzy Systems*, 26(1):226–238, 2017.
- [10] Ling Zhang and Bo Zhang. The quotient space theory of problem solving. *Fundamenta Informaticae*, 59(2-3):287–298, 2004.
- [11] Ling Zhang and Bo Zhang. Theory of fuzzy quotient space (methods of fuzzy granular computing). *Journal of Software*, 14(4):770–776, 2003.
- [12] Deyi Li, David Cheung, Xuemei Shi, and Vincent Ng. Uncertainty reasoning based on cloud models in controllers. *Computers & Mathematics with Applications*, 35(3):99–123, 1998.
- [13] Deyi Li, Changyu Liu, and Wenyan Gan. A new cognitive model: Cloud model. *International Journal of Intelligent Systems*, 24(3):357–375, 2009.
- [14] Guoyin Wang. Rough reduction in algebra view and information view. *International Journal of Intelligent Systems*, 18(6):679–688, 2003.
- [15] Daowu Pei and Duoqian Miao. From soft sets to information systems. In *2005 IEEE International Conference on Granular Computing*, volume 2, pages 617–621. IEEE, 2005.

- [16] Z Xu and Q Wang. On the properties of covering rough sets model. *Journal of Henan Normal University (Natural Science)*, 33(1):130–132, 2005.
- [17] Yiyu Yao. Decision-theoretic rough set models. In *Rough Sets and Knowledge Technology: Second International Conference, RSKT 2007, Toronto, Canada, May 14–16, 2007. Proceedings 2*, pages 1–12. Springer, 2007.
- [18] Qinghua Hu, Daren Yu, Jinfu Liu, and Congxin Wu. Neighborhood rough set based heterogeneous feature subset selection. *Information Sciences*, 178(18):3577–3594, 2008.
- [19] Qinghua Hu, Lei Zhang, Shuang An, David Zhang, and Daren Yu. On robust fuzzy rough set models. *IEEE Transactions on Fuzzy Systems*, 20(4):636–651, 2011.
- [20] Wei-Zhi Wu and Yee Leung. Theory and applications of granular labelled partitions in multi-scale decision tables. *Information Sciences*, 181(18):3878–3897, 2011.
- [21] Hongmei Chen, Tianrui Li, Da Ruan, Jianhui Lin, and Chengxiang Hu. A rough-set-based incremental approach for updating approximations under dynamic maintenance environments. *IEEE Transactions on Knowledge and Data Engineering*, 25(2):274–284, 2011.
- [22] Shuyin Xia, Xinyu Bai, Guoyin Wang, Yunlong Cheng, Deyu Meng, Xinbo Gao, Yujia Zhai, and Elisabeth Gien. An efficient and accurate rough set for feature selection, classification, and knowledge representation. *IEEE Transactions on Knowledge and Data Engineering*, 2022.
- [23] Shuyin Xia, Shulin Wu, Xinxing Chen, Guoyin Wang, Xinbo Gao, Qinghua Zhang, Elisabeth Gien, and Zizhong Chen. Grrs: Accurate and efficient neighborhood rough set for feature selection. *IEEE Transactions on Knowledge and Data Engineering*, 2022.
- [24] Shuyin Xia, Cheng Wang, GuoYing Wang, XinBo Gao, Elisabeth Gien, and JianHao Yu. Gbrs: An unified model of pawlak rough set and neighborhood rough set. *arXiv e-prints*, pages arXiv:2201.2022.
- [25] Lin Chen. Topological structure in visual perception. *Science*, 218(4573):699–700, 1982.
- [26] Guoyin Wang. Dgcc: data-driven granular cognitive computing. *Granular Computing*, 2(4):343–355, 2017.
- [27] Shuyin Xia, Guoyin Wang, Zizhong Chen, Yanlin Duan, et al. Complete random forest based class noise filtering learning for improving the generalizability of classifiers. *IEEE Transactions on Knowledge and Data Engineering*, 31(11):2063–2078, 2018.
- [28] Avishek Joey Bose and Parham Aarabi. Adversarial attacks on face detectors using neural net based constrained optimization. In *2018 IEEE 20th International Workshop on Multimedia Signal Processing (MMSP)*, pages 1–6. IEEE, 2018.
- [29] Seok-Beom Roh, Witold Pedrycz, and Tae-Chon Ahn. A design of granular fuzzy classifier. *Expert Systems with Applications*, 41(15):6786–6795, 2014.
- [30] Rami Al-Hmouz, Witold Pedrycz, Abdullah Balamash, and Ali Morfeq. From data to granular data and granular classifiers. In *2014 IEEE International Conference on Fuzzy Systems (FUZZ-IEEE)*, pages 432–438. IEEE, 2014.
- [31] M. Barros de Almeida, A. de Padua Braga, and J.P. Braga. Svm-km: speeding svms learning with a priori cluster selection and k-means. In *Proceedings. Vol.1. Sixth Brazilian Symposium on Neural Networks*, pages 162–167, 2000.
- [32] Yuchun Tang and Yuanchen He. Granular support vector machine with random granularity, April 17 2012. US Patent 8,160,975.
- [33] Witold Pedrycz and George Vukovich. Granular neural networks. *Neurocomputing*, 36(1-4):205–224, 2001.
- [34] Mubeena Syeda, Yan-Qing Zhang, and Yi Pan. Parallel granular neural networks for fast credit card fraud detection. In *2002 IEEE World Congress on Computational Intelligence. 2002 IEEE International Conference on Fuzzy Systems. FUZZ-IEEE'02. Proceedings (Cat. No. 02CH37291)*, volume 1, pages 572–577. IEEE, 2002.
- [35] Ho-Sung Park, Witold Pedrycz, and Sung-Kwon Oh. Granular neural networks and their development through context-based clustering and adjustable dimensionality of receptive fields. *IEEE Transactions on Neural Networks*, 20(10):1604–1616, 2009.
- [36] Daniel Leite, Pyramo Costa, and Fernando Gomide. Evolving granular neural networks from fuzzy data streams. *Neural Networks*, 38:1–16, 2013.
- [37] Shuyin Xia, Yunsheng Liu, Xin Ding, Guoyin Wang, Hong Yu, and Yuoguo Luo. Granular ball computing classifiers for efficient, scalable and robust learning. *Information Sciences*, 483:136–152, 2019.
- [38] Shuyin Xia, Guoyin Wang, Xinbo Gao, and Xiaoli Peng. Gbsvm: Granular-ball support vector machine. *IEEE Transactions on Neural Networks and Learning Systems*, 2023.
- [39] Xia Shuyin, Dai Dawei, Yang Long, Zhany Li, Lan Danf, Wang Guoyi, et al. Graph-based representation for image based on granular-ball. *arXiv preprint arXiv:2303.02388*, 2023.
- [40] Shuyin Xia, Jiancu Chen, Bin Hou, and Guoyin Wang. Granular-ball optimization algorithm. *arXiv preprint arXiv:2303.12807*, 2023.
- [41] Shuyin Xia, Xiaoyu Lian, and Yabin Shao. Fuzzy granular-ball computing framework and its implementation in svm. *arXiv preprint arXiv:2210.11675*, 2022.
- [42] Shuyin Xia, Xiaochuan Dai, Guoyin Wang, Xinbo Gao, and Elisabeth Gien. An efficient and adaptive granular-ball generation method in classification problem. *IEEE Transactions on Neural Networks and Learning Systems*, 2022.
- [43] Shuyin Xia, Jiang Xie, and Guoyin Wang. Gbc: An efficient and adaptive clustering algorithm based on granular-ball, 2023.
- [44] Shuyin Xia, Hao Zhang, Wenhua Li, Guoyin Wang, Elisabeth Gien, and Zizhong Chen. Gbnrs: A novel rough set algorithm for fast adaptive attribute reduction in classification. *IEEE Transactions on Knowledge and Data Engineering*, 34(3):1231–1242, 2020.
- [45] Jiang Xie, Weiyu Kong, Shuyin Xia, Guoyin Wang, and Xinbo Gao. An efficient spectral clustering algorithm based on granular-ball. *IEEE Transactions on Knowledge and Data Engineering*, 2023.
- [46] Jiang Xie, Shuyin Xia, Guoyin Wang, and Xinbo Gao. Gbmst: An efficient minimum spanning tree clustering based on granular-ball. *arXiv e-prints*, pages arXiv:2303.2023.
- [47] Jiang Xie, Qiao Deng, Shuyin Xia, Yangzhou Zhao, Guoyin Wang, and Xinbo Gao. Research on efficient fuzzy clustering method based on local fuzzy granules. *arXiv preprint arXiv:2303.03590*, 2023.
- [48] Shuyin Xia, Daowan Peng, Deyu Meng, Changqing Zhang, Guoyin Wang, Elisabeth Gien, Wei Wei, and Zizhong Chen. Ball k -means: Fast adaptive clustering with no bounds. *IEEE Transactions on Pattern Analysis and Machine Intelligence*, 44(1):87–99, 2020.
- [49] Shuyin Xia, Qing Wen, Guoyin Wang, Deyu Meng, Xinbo Gao, Elisabeth Gien, and Zizhong Chen. A coarse-to-fine adaptive acceleration framework for exact k -means. *IEEE Transactions on Pattern Analysis and Machine Intelligence*, 2023.
- [50] Joseph Redmon, Santosh Divvala, Ross Girshick, and Ali Farhadi. You only look once: Unified, real-time object detection. In *Proceedings of the IEEE conference on computer vision and pattern recognition*, pages 779–788, 2016.
- [51] Ross Girshick. Fast r-cnn. In *Proceedings of the IEEE international conference on computer vision*, pages 1440–1448, 2015.
- [52] Alexey Dosovitskiy, Lucas Beyer, Alexander Kolesnikov, Dirk Weissenborn, Xiaohua Zhai, Thomas Unterthiner, Mostafa Dehghani, Matthias Minderer, Georg Heigold, Sylvain Gelly, et al. An image is worth 16x16 words: Transformers for image recognition at scale. *arXiv preprint arXiv:2010.11929*, 2020.
- [53] Kai Han, Yunhe Wang, Jianyuan Guo, Yehui Tang, and Enhua Wu. Vision gnn: An image is worth graph of nodes. *arXiv preprint arXiv:2206.00272*, 2022.
- [54] Thai Le, Noseong Park, and Dongwon Lee. Shield: Defending textual neural networks against multiple black-box adversarial attacks with stochastic multi-expert patcher. In *Proceedings of the 60th Annual Meeting of the Association for Computational Linguistics (Volume 1: Long Papers)*, pages 6661–6674, 2022.
- [55] Dang Nguyen Minh and Anh Tuan Luu. Textual manifold-based defense against natural language adversarial examples. In *Proceedings of the 2022 Conference on Empirical Methods in Natural Language Processing*, pages 6612–6625, 2022.
- [56] Yi Zhou, Xiaoqing Zheng, Cho-Jui Hsieh, Kai-Wei Chang, and Xuanjing Huan. Defense against synonym substitution-based adversarial attacks via dirichlet neighborhood ensemble. In *Association for Computational Linguistics (ACL)*, 2021.
- [57] Shuyin Xia, Shaoyuan Zheng, Guoyin Wang, Xinbo Gao, and Binggui Wang. Granular ball sampling for noisy label classification or imbalanced classification. *IEEE Transactions on Neural Networks and Learning Systems*, 2021.



Shuyin Xia received his B.S. degree and M.S. degree in computer science in 2008 and 2012, respectively, from Chongqing University of Technology in China. He received his Ph.D. degree from the College of Computer Science, Chongqing University in China. He is an IEEE Member. He is currently an associate professor at the College of Computer Science and Technology, Chongqing University of Posts and Telecommunications. He is also the executive deputy director of the Big Data and Network Security Joint Lab of CQUPT. He has published

more than 30+ papers in journals and conferences, including IEEE T-PAMI, T-KDE, T-NNLS, T-CYB and Information Science. His research interests include classifiers and granular computing.



Guoyin Wang received a B.E. degree in computer software, an M.S. degree in computer software, and a Ph.D. degree in computer organization and architecture from Xi'an Jiaotong University, Xi'an, China, in 1992, 1994, and 1996, respectively. He worked at the University of North Texas, USA, and the University of Regina, Canada, as a visiting scholar during 1998–1999. Since 1996, he has been working at the Chongqing University of Posts and Telecommunications, Chongqing, China, where he is currently a professor and a Ph.D. supervisor; he is

the Director of the Chongqing Key Laboratory of Computational Intelligence and the Dean of the Graduate School. His research interests include data mining, machine learning, rough sets, granular computing, cognitive computing, etc. Dr. Wang is the Steering Committee Chair of the International Rough Set Society (IRSS), a Vice-President of the Chinese Association for Artificial Intelligence (CAAI), and a council member of the China Computer Federation (CCF). He has published 300+ papers in journals and conferences, including IEEE T-PAMI, T-KDE, T-IP, T-NNLS, and T-CYB.



Xinbo Gao (M'02-SM'07) received BEng, MSc, and PhD degrees in signal and information processing from Xidian University, Xi'an, China, in 1994, 1997, and 1999, respectively. From 1997 to 1998, he was a research fellow with the Department of Computer Science, Shizuoka University, Shizuoka, Japan. From 2000 to 2001, he was a postdoctoral research fellow with the Department of Information Engineering, the Chinese University of Hong Kong, Hong Kong. From 2001 to 2020, he has been at the School of Electronic Engineering, Xidian University.

He is currently the president of Chongqing University of Posts and Telecommunications. He has published six books and approximately 200 technical articles in prestigious journals and conferences, including IEEE T-PAMI, T-IP, T-NNLS, T-MI, NIPS, CVPR, ICCV, AAAI and IJCAI.