
Knowledge Distillation Under Ideal Joint Classifier Assumption

Huayu Li¹ Xiwen Chen² Gregory Ditzler³ Ping Chang¹ Janet Roveda¹ Ao Li¹

¹The University of Arizona ²Clemson University ³Rowan University
 {hl459, changp, meilingw, aoli1}@arizona.edu
 xiwenc@g.clemson.edu
 ditzler@rowan.edu

Abstract

Knowledge distillation is a powerful technique to compress large neural networks into smaller, more efficient networks. Softmax regression representation learning is a popular approach that uses a pre-trained teacher network to guide the learning of a smaller student network. While several studies explored the effectiveness of softmax regression representation learning, the underlying mechanism that provides knowledge transfer is not well understood. This paper presents *Ideal Joint Classifier Knowledge Distillation* (IJCKD), a unified framework that provides a clear and comprehensive understanding of the existing knowledge distillation methods and a theoretical foundation for future research. Using mathematical techniques derived from a theory of domain adaptation, we provide a detailed analysis of the student network’s error bound as a function of the teacher. Our framework enables efficient knowledge transfer between teacher and student networks and can be applied to various applications.

1 Introduction

The advancements in deep neural networks in the field of computer vision are undeniable. Deep neural networks outperform classical machine learning algorithms in various tasks such as image recognition [1, 2], semantic segmentation [3–5], and object detection [6, 7]. Unfortunately, the network’s performance is usually determined by the number of parameters it has. Although more parameters result in a higher network capacity, they also lead to an increase in computational complexity and storage costs, which limits the use of deep neural networks on resource-limited hardware. As a result, reducing the size of a deep neural network while retaining the high performance of the large network is a critical to many applications.

Lightweight models, such as those discussed in [8, 9], aim to reduce computational complexity through efficient network architecture design. Model compression techniques have been developed to address the complexity issue beyond architecture, including parameter pruning [10], low-rank factorization [11], and knowledge distillation [12, 13]. The goal of knowledge distillation through model compression is to transfer the “dark” knowledge from a large, highly-accurate pre-trained teacher network to a small, high-speed student network with lower accuracy. Under knowledge distillation, the student’s network is trained using the teacher’s soft labels for guidance [13], or using “hints” from the teacher’s hidden layers [14] to produce higher performance from the student than training the student’s network with hard target labels alone.

An intuitive approach to improve knowledge distillation is to have the student model mimic the teacher model as closely as possible. Recent works in knowledge distillation can be divided into two main categories: representation and logits distillation. Representation-based techniques aim to extract richer information from the intermediate layers of the teacher model [15–17], or to better

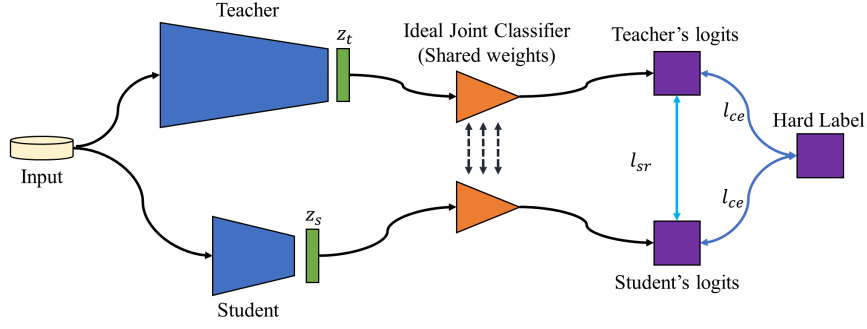


Figure 1: An illustration of the IJCKD framework. The IJCKD framework suggests letting the teacher and student share an ideal joint classifier to mitigate the Δ_1 term, which is the difference between the teacher and student classifiers. Then the student is supposed to produce similar logits as the teacher to approximate the teacher’s behavior to minimize the Δ_2 term, which is the discrepancy between the teacher and student output logits with the ideal joint classifier.

align the teacher and student features [18, 19]. On the other hand, logits-based distillation techniques [20, 21] focus more on the statistical significance of the output logits and probabilities between the teacher and student networks.

Softmax Regression Representation Learning (SRRL) [22] is a type of logits-based distillation that matches the teacher and student logits, while using the teacher’s classifier applied to the student’s feature (penultimate layer output) and teacher’s feature at the same time. SRRL offers a new perspective to improve the student’s performance by not only using the teacher’s logits, but also teacher’s classifier. A related method, Simple Knowledge Distillation (SimKD) [23], further improves SRRL by allowing the student to use a frozen, pre-trained teacher classifier for additional supervision. Despite the improvement achieved by SRRL-based methods, the mechanism that achieves this performance is not well understood because they are based on intuition rather than a solid theoretical explanation.

This paper explains the reasoning for using the teacher classifier as supervision in softmax regression-based distillation via a theory of domain adaptation. We summarized the existing methods and provides a theoretical analysis to understand the regularization effect of these methods. Our work presents an error bound that limits the student network’s error by the teacher’s error and two disagreement terms. As the error bounds are derived, the central motivation for SRRL and SimKD can be explained. We also introduce the concept of the “Ideal Joint Classifier assumption” to tighten the upper bound and better understand how to translate the theory of the upper bound to algorithms that improve the task of knowledge distillation. Using this bound, we presents a unified framework called Ideal Joint Classifier Knowledge Distillation (IJCKD), to connect SRRL and SimKD. The error bound is derived using a proof scheme from a theory of domain adaptation [24].

In conclusion, the authors’ main contributions are:

- A theoretical analysis of softmax regression-based methods and a clear understanding of how these methods function for knowledge distillation is proposed.
- An error bound is provided that relates the teacher and student error under the softmax regression scenario. This bound bridges the gap between existing softmax regression-based methods, offering a comprehensive solution.
- A unification of softmax regression-based methods through the proposed framework, Ideal Joint Classifier Knowledge Distillation (IJCKD). Future works can be conducted via the extension of this framework.

2 Related works

The history of compressing machine models via training smaller models under the supervision of large models can be traced back to [12]. In [12], MUNGE presented a method train a compact neural network to mimic the large and complex ensembles of classifiers. Taking advantage of the universal approximation property of neural networks [25, 26], MUNGE “compresses” the ensemble into smaller size networks. The concept of knowledge distillation was formally defined in [13], which defined the softmax output of the teacher network as the “knowledge”. The student is supervised by hard labels from the oracle, and the soft labels from teacher outputs to achieve higher accuracy than a network trained without distillation. The knowledge distillation objective can be formulated as: $l^{all} = l^{ce} + \lambda \cdot l^{kd}$, where l^{ce} is the cross entropy between student output probabilities and the hard label, and the l^{kd} is the Kullback-Leibler (KL) divergence between the student and teacher output probabilities weighted by a factor λ . Typically, the l^{kd} term has a temperature factor τ that softens the output probabilities. The following distillation works focus on better use of the teacher’s logits. The work proposed in [27] comprehensively compared the difference and association between KL divergence between the softened output probabilities and mean square error (MSE) between the output logits prior to the softmax activation. Based upon their findings, Kim et al. proposed replacing the original KL divergence term with the MSE between the student and teacher logits [27]. Their experimental results showed that the logits loss provided better distillation and performance. Further, decoupled knowledge distillation (DKD) [21] divides the KL divergence into the target and non-target loss according to the ground truth label. Weighted soft label distillation (WSLD) [20] analyzed the regularization effect of knowledge distillation through a bias-variance decomposition and proposed to rescale the knowledge distillation loss with respect to the regularization samples.

Feature matching (e.g., feature based distillation or representation distillation) aims to have the student network approximate intermediate features of the teacher’s network. FitNet [14] directly uses the teacher’s features as hints to supervise the student’s feature representations. A generic feature distillation optimization task can be defined as: $l^{all} = l^{ce} + \lambda \cdot l^{fm}$, where l^{fm} is typically the distance between the intermediate features from teachers and students. Several representative feature based distillation methodologies were proposed after FitNet. Overhaul of Feature Distillation (OFD) [28] investigated the effect of the distillation feature position and distance function. Relational Knowledge Distillation (RKD) [29] designed a new loss from distance- and angle-wise perspectives to extract relations between the feature representations. Contrastive Representation Distillation (CRD) [19] deployed contrastive learning to maximize the mutual information between the student and teacher representations.

The focus of this paper is on a specific type of logits-based distillation, which we refer to as Softmax Regression-based Distillation. SRRL [22] uses the teacher’s classifier as additional supervision to regularize the student’s features. This approach ensures that the student features produce the same outputs as the teacher features when scored by the teacher classifier. By being supervised by the teacher classifier, SRRL achieves outstanding performance with simply two MSE loss terms between the student and teacher penultimate layer features, and the logits produced by the student and teacher features when passed through the teacher classifier. Following this, SimpKD [23] adopts a more aggressive approach known as the reused teacher classifier. SimpKD abandons the student classifier and lets the student use the frozen pre-trained teacher classifier as its own classifier. The student’s network is trained with the feature matching loss to learn the same features as the teacher, and the teacher’s network is frozen. SimpKD also proposes a multi-layer convolutional module with little computational overhead to better align the teacher and student features.

3 Knowledge Distillation Under Ideal Joint Classifier Assumption

Given two deep neural networks f_t and f_s as the teacher and student networks, respectively. The knowledge distillation task aims to train a student network, f_s , from the output of a significantly larger teacher network f_t . More generally, we wish the student network to mimic the teacher. Therefore, upper-bounding the student network’s error with the teacher’s error is essential to study the learning framework of knowledge distillation. Let the dataset $\mathcal{D} = \{\mathcal{X}, \mathcal{Y}\}$ contain n data pairs of inputs $\mathcal{X} = \{x_i\}_{i=1}^n$ and the ground truth labels $\mathcal{Y} = \{y_i\}_{i=1}^n$. A deep neural network f typically consists of a feature extractor $\Phi : \mathcal{X} \rightarrow \mathcal{Z}$ to map the inputs x to the latent representations z and a linear layer

(a classifier) $g : \mathcal{Z} \rightarrow \mathcal{O}$ to classify the latent representations z into their output logits o . We also denote p as the output probability of the classifier after softmax activation, where $p_i = \frac{\exp(o_i)}{\sum_j \exp(o_j)}$.

The error (also called risk) of a neural network f is measured by the disagreement between its predictions and the ground truth labels. Let us define an error $\epsilon(f)$:

$$\epsilon(f) = \mathbb{E}_{\mathcal{D}}[|f(x) - y|] = \mathbb{E}_{\mathcal{D}}[|g \circ \Phi(x) - y|] = \epsilon(g \circ \Phi). \quad (1)$$

To guarantee student performance under the supervision of both the ground truth labels and the teacher, we seek to limit student error in terms of teacher error. For a student network f_s and teacher f_t , we have a basic assumption that the teacher network has a larger capacity than the student, e.g., the teacher has a more significant number of parameters which let the teacher performs better than the student on dataset \mathcal{D} . Thus, we could bound the student error in terms of the teacher error.

Theorem 1. *For a teacher network $f_t = g_t \circ \Phi_t$, a student network $f_s = g_s \circ \Phi_s$, the student error can be bounded as:*

$$\epsilon(f_s) \leq \epsilon(f_t) + \underbrace{\mathbb{E}_{\mathcal{D}}[|g_s \circ \Phi_s(x) - g_t \circ \Phi_s(x)|]}_{\Delta_1} + \underbrace{\mathbb{E}_{\mathcal{D}}[|g_t \circ \Phi_s(x) - g_t \circ \Phi_t(x)|]}_{\Delta_2} \quad (2)$$

Proof.

$$\begin{aligned} \epsilon(f_s) &= \epsilon(f_s) + (\epsilon(f_t) - \epsilon(f_t)) + (\epsilon(g_t \circ \Phi_s) - \epsilon(g_t \circ \Phi_s)) \\ &\leq \epsilon(f_t) + |\epsilon(g_s \circ \Phi_s) - \epsilon(g_t \circ \Phi_s)| + |\epsilon(g_t \circ \Phi_s) - \epsilon(g_t \circ \Phi_t)| \\ &\leq \epsilon(f_t) + \underbrace{\mathbb{E}_{\mathcal{D}}[|g_s \circ \Phi_s(x) - g_t \circ \Phi_s(x)|]}_{\Delta_1} + \underbrace{\mathbb{E}_{\mathcal{D}}[|g_t \circ \Phi_s(x) - g_t \circ \Phi_t(x)|]}_{\Delta_2} \end{aligned}$$

□

This error bound consists of three distinct components: (a) the first term represents the teacher’s risk on the dataset \mathcal{D} , (b) the second term, Δ_1 , captures the difference between the teacher and student classifiers, and (c) the third term, Δ_2 , measures the discrepancy between the teacher and student models when scoring the same inputs. This bound reveals the requirement for training a good student network under knowledge distillation frameworks. First, the Δ_1 term tells us the learned student’s classifier should be similar to the teacher’s classifier, which means that the student’s and teacher’s classifiers are supposed to have close outputs with respect to the same input features. The Δ_2 term represents that a suitable student feature is expected to lead to similar predictions under the teacher’s classifier as the teacher representation. Further, this bound limits the error, but more importantly, it shows us three individual terms that we can seek to minimize to improve the task of knowledge distillation.

In practice, a pairwise loss function l is used for capturing the disagreements, including the MSE loss and the softmax cross-entropy loss, which are defined as:

$$l^{\text{mse}}(y, f(x)) = \|y - o\|_2^2, \quad l^{\text{ce}}(y, f(x)) = - \sum_{i=1}^m y_i \log p_i.$$

With a minor deviation from the original notation, the RHS of the inequality of Theorem 1 can be (approximately) rewritten as:

$$\epsilon(f_t) + \underbrace{\mathbb{E}_{\mathcal{D}}[l(g_s \circ \Phi_s(x), g_t \circ \Phi_s(x))]}_{\Delta_1} + \underbrace{\mathbb{E}_{\mathcal{D}}[l(g_t \circ \Phi_s(x), g_t \circ \Phi_t(x))]}_{\Delta_2}. \quad (3)$$

Note that we are not claiming a strict inequality here as we did in Theorem 1, and we have substituted the absolute loss in (1) with a generic loss $l(\cdot)$. At this point, we can make two observations regarding how SRRL and SimKD address the error bound. SRRL addresses the Δ_2 term by using a softmax regression loss, $l^{\text{sr}}(g_t \circ \Phi_s(x), g_t \circ \Phi_t(x))$. On the other hand, SimKD mitigates the Δ_1 term by allowing the student to share the teacher’s pre-trained classifier, then minimizes the feature matching loss $l^{\text{fm}}(\Phi_s(x), \Phi_t(x))$. Based on these observations, we first address the Δ_1 term as our core assumption. The disparity between the teacher and student classifiers should be small. Hence, we can assume that there exists an ideal joint classifier that achieves the lowest risk for both the student and teacher representations.

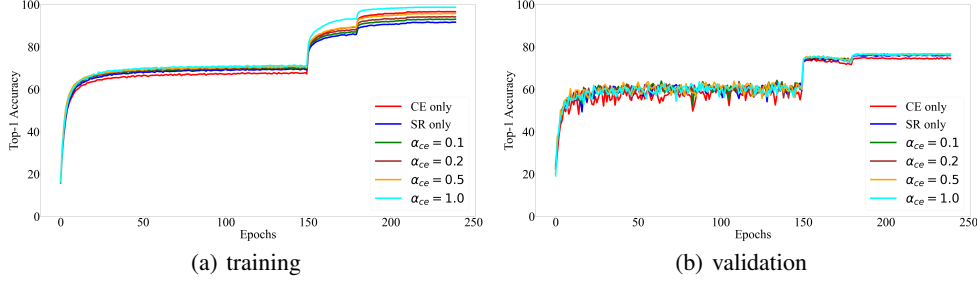


Figure 2: Top-1 accuracy curves for different α_{ce} .

Definition 2. *The ideal joint classifier of the student and teacher representations on a dataset \mathcal{D} is*

$$\hat{g} = \arg \min_g \mathbb{E}_{\mathcal{D}} [l(y, g \circ \Phi_t(x)) + l(y, g \circ \Phi_s(x))] \quad (4)$$

We assume that there exists an ideal joint classifier that could reach a low risk with both the teacher’s and student’s representations. The ideal joint classifier assumption provides insight into analyzing the student’s performance. The student will be unlikely to learn effectively under the teacher’s guidance when there is a large discrepancy between the student’s and the teacher’s classifiers. Under the ideal joint classifier assumption, the student’s risk can be bounded by the teacher’s risk and the discrepancy between the outputs of the ideal joint classifier over the student and teacher representations. SimKD provides a natural choice for reusing the teacher’s classifier as the ideal joint classifier, which we use in our approach. Then, the bound is re-expressed with the ideal joint classifier. This highlights the significance of the ideal joint classifier assumption in understanding the student’s performance and serves as a foundation for further analysis.

Now that we can substitute the ideal joint classifier into the RHS of the modified inequality of Theorem 1 described in (3) and demonstrate how it allows us to bound the student’s error. Given a teacher and a student feature extractor Φ_s and Φ_t , respectively, and an ideal joint classifier \hat{g} , the RHS of the inequality of Theorem 1 can be further rewritten as:

$$\epsilon(\hat{g} \circ \Phi_t) + \mathbb{E}_{\mathcal{D}} [l(\hat{g} \circ \Phi_s(x), \hat{g} \circ \Phi_t(x))]. \quad (5)$$

We can look at the SRRL learning objective. Recall that SRRL defines its learning objective as follows:

$$f_s = g_s \circ \Phi_s = \arg \min_{g, \Phi} \mathbb{E}_{\mathcal{D}} [l^{ce}(y, g \circ \Phi(x)) + \alpha l^{sr}(g_t \circ \Phi_t(x), g_t \circ \Phi(x))]. \quad (6)$$

The softmax regression loss, denoted as l^{sr} , is the key component of the SRRL’s objective, and α controls the trade-off between the losses. We rewrite the SRRL objective function with the ideal joint classifier setting the softmax regression loss to cross-entropy loss:

$$\Phi_s = \arg \min_{\Phi} \mathbb{E}_{\mathcal{D}} [l^{ce}(y, \hat{g} \circ \Phi(x)) + \alpha l^{ce}(\hat{g} \circ \Phi_t(x), \hat{g} \circ \Phi(x))], \quad (7)$$

The objective function can be seen as training the student’s feature extractor Φ_t with the smoothed labels based on the teacher’s prior over each class. If we followed the original implementations of SRRL [22], and set the l^{sr} be mean square error loss l^{mse} , the objective function is defined as:

$$\Phi_s = \arg \min_{\Phi} \mathbb{E}_{\mathcal{D}} [l^{ce}(y, \hat{g} \circ \Phi(x)) + \alpha l^{mse}(o^s, o^t)], \quad (8)$$

where o^s and o^t denote the logits produced by the teacher and student models, respectively. Recent work has observed that using MSE loss between the logits is more effective than cross-entropy loss [22, 27]. Then SRRL, which is closely related to SimKD through the incorporation of the ideal joint classifier assumption, can be formalized into the ICKD framework, as illustrated in Figure 1. However, there is a key difference in the learning objective of ICKD compared to SimKD, as (5) and the ideal joint classifier assumption suggest the minimization of both cross-entropy loss between the student outputs and the hard label, as well as the feature/logits matching loss simultaneously. To summarize, the SRRL, SimKD, and ICKD are outlined in Algorithms 1, 2, and 3, respectively.

Algorithm 1 PyTorch Code for SRRL

```
1 #input: x, hard label: y
2 #student network: net_s, teacher network: net_t
3 #connector for align teacher and student channels
4 logits_s, feat_s = net_s(x)
5 feat_s = connector(feat_s)
6 logits_t, feat_t = net_t(x)
7 logits_aux = net_t.fc(avg_pool(feat_s))
8
9 loss_fm = F.mse_loss(feat_s, feat_t)
10 loss_lm = F.mse_loss(logits_aux, logits_t)
11 loss_ce = F.cross_entropy(logits_s, y)
12
13 #alpha, beta are used to scale the losses
14
15 loss_srml = loss_ce + alpha*loss_lm + beta*loss_fm
```

Algorithm 2 PyTorch Code for SimKD

```
1 #input: x
2 #student network: net_s, teacher network: net_t
3 #connector for align teacher and student channels
4 _, feat_s = net_s(x)
5 feat_s = connector(feat_s)
6 _, feat_t = net_t(x)
7
8 loss_fm = F.mse_loss(feat_s, feat_t)
9
10 loss_simkd = loss_fm
```

Algorithm 3 PyTorch Code for IJCKD

```
1 #input: x, hard label: y
2 #student network: net_s, teacher network: net_t
3 #connector for align teacher and student channels
4 _, feat_s = net_s(x)
5 feat_s = connector(feat_s)
6 logits_t, feat_t = net_t(x)
7 logits_s = net_t.fc(avg_pool(feat_s))
8
9 loss_lm = F.mse_loss(logits_s, logits_t)
10 loss_ce = F.cross_entropy(logits_s, y)
11
12 #alpha is used to scale the losses
13
14 loss_ijckd = loss_ce + alpha*loss_lm
```

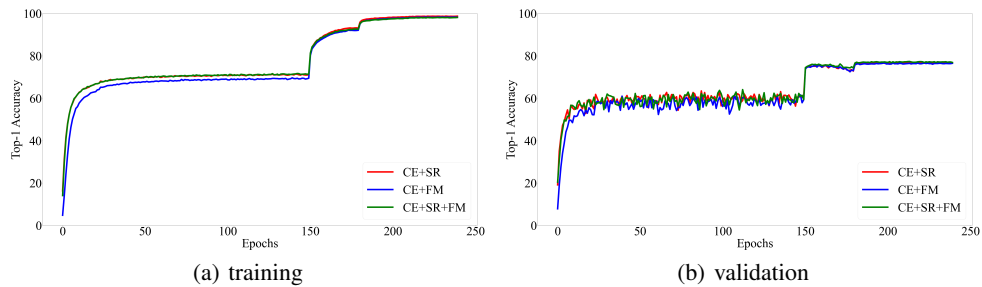


Figure 3: Top-1 accuracy curves for different loss combination.

Table 1: Top-1 accuracy (%) on CIFAR-100.

Teacher	Same architecture style					Different architecture style		
	WRN-40-2	ResNet56	ResNet110	ResNet110	ResNet32x4	ResNet32x4	ResNet32x4	WRN-40-2
Student	75.61	72.34	74.31	74.31	79.42	79.42	79.42	75.61
	71.98	69.06	69.06	71.14	72.50	70.50	71.82	70.50
FitNet	72.24	69.21	68.99	71.06	73.50	73.59	73.54	73.73
KD	73.54	70.66	70.67	73.08	73.33	74.07	74.45	74.83
VID	73.30	70.38	70.16	72.61	73.09	73.38	73.40	73.61
RKD	72.22	69.61	69.25	71.82	71.9	72.28	73.21	72.21
PKT	73.45	70.34	70.25	72.61	73.64	74.10	74.69	73.89
OFD	72.38	69.47	69.53	70.98	73.17	73.55	74.31	73.34
CRD	74.14	71.16	71.46	73.48	75.51	75.11	75.65	76.05
WSLL	74.48	72.15	72.19	74.12	76.05	75.46	75.93	76.21
DKD	74.81	71.97	72.31	74.11	76.32	76.45	77.07	76.70
SRRL	74.75	71.44	71.51	73.80	75.92	75.66	76.40	76.61
SimKD	71.76	68.86	69.98	72.85	75.91	76.48	76.55	75.65
IJCKD	75.14	71.73	71.76	73.98	76.52	76.51	76.56	76.84

Table 2: Comparison with SimKD with different connector architecture.

Teacher/ Student	WRN-40-2 WRN-40-1		resnet32x4 resnet8x4	
Methods	IJCKD	SimKD	IJCKD	SimKD
1×1 Conv	75.14	71.76	76.52	75.91
1×1 Conv- 1×1 Conv	75.33	72.23	77.10	76.21
1×1 Conv- 3×3 Conv- 1×1 Conv	75.57	75.48	77.76	77.46

4 Experiments

This section presents experiments that demonstrate the effectiveness of our proposed IJCKD approach. We first present the results on standard benchmark datasets and compare them with several representative state-of-the-art approaches (CIFAR-100 [30], and ImageNet [31]). We compare IJCKD with SimKD in a separate subsection since the connector’s design is a key factor in SimKD’s performance. Additionally, we conduct experiments where a student network with only a pre-trained teacher classifier to verify whether the pre-trained teacher classifier can be the optimal classifier for the student network. We implemented the IJCKD in Python and the Pytorch framework [32]. The experiments were conducted on a workstation with an Intel i9-12900 processor, and two Nvidia RTX 3090 graphics cards with 24GB RAM.

4.1 Results on CIFAR-100

We followed the standard training procedure adopted by previous works [20, 19, 21]. Specifically, we train the networks for 240 epochs, and the learning rate is decayed multiplying 0.1 at the 150th, 180th, and 210th epochs, respectively. The initial learning rate is set to 0.01 when ShuffleNet is the backbone [9, 33], and an initial learning rate to 0.05 for all other backbones. We used SGD with Nesterov’s momentum of 0.9, a mini-batch size of 64, and a weight decay of 5×10^{-4} . To align the teacher and student feature channels, we applied a 1×1 convolutional layer followed by batch normalization [34], and ReLU activations [35] to the student’s features. We report the top-1 classification accuracy in Table 1. Our study primarily focuses on IJCKD and SRRL, with additional evaluations of several other recent state-of-the-art methods including FitNet [14], KD [13], VID [36], RKD [29], PKT [37], OFD [28], CRD [19], WSLL [20], and DKD [21]. We also present the reproduced results of SimKD with 1×1 connector. We compare distillation approaches across models with both the same and different architectures. To ensure a fair comparison and showcase the versatility of IJCKD,

Table 3: Top-1 accuracy for different loss scale and combination.

α_{ce}	0	0.1	0.2	0.5	1.0	CE only
top-1	75.91	76.36	76.61	76.09	76.52	74.46
Loss comb	$l^{ce} + l^{sr}$		$l^{ce} + l^{fm}$		$l^{ce} + l^{sr} + l^{fm}$	
top-1	76.52		76.47		76.86	

Table 4: Top-1 and top-5 accuracy (%) on ImageNet.

	T: ResNet-34 S: ResNet-18		T: ResNet-50 S: MobileNet-v1	
	top-1	top-5	top-1	top-5
Teacher	73.31	91.42	76.16	92.87
Student	69.75	89.07	68.87	88.76
KD	70.67	90.04	70.49	89.92
AT	71.03	90.04	70.18	89.68
CRD	71.17	90.13	69.07	88.94
WSLL	72.04	90.70	71.52	90.34
DKD	71.70	90.41	72.05	91.05
SRRL	71.73	90.60	72.49	90.92
IJCKD	72.24	91.06	74.67	92.38

Table 5: Top-1 accuracy for the student backbone with teacher and its own classifier.

Teacher	Student	Teacher’s classifier	Student’s classifier
WRN-40-2	WRN-40-1	72.32	71.98
ResNet56	ResNet20	68.91	69.06
ResNet110	ResNet32	70.98	71.14
ResNet32x4	ResNet8x4	74.46	72.50

we set $\alpha = 1$ without an exhaustive search as the scaling factor for the logits matching loss in all teacher-student pairs.

We begin our experimental results by focusing on the differences between IJCKD and SRRL. We observe that the top-1 accuracy of IJCKD is consistently larger than SRRL on all teacher/student pairs evaluated in this work, as shown in Table 1. For example, on the ResNet32x4→ResNet8x4 teacher/student pair, IJCKD achieves 76.52% accuracy, which is 0.6% higher than SRRL. The results demonstrate that the logits matching and cross-entropy losses under ideal joint classifier assumption can further improve the performance of the student network.

4.2 Compare with SimKD

The results discussed in this section comprehensively compare IJCKD with SimKD. Specifically, this section focuses on the evaluation of the algorithm and the connector. We specifically aim to evaluate the effect of different connector architectures on the distillation methods. For this purpose, three different connector architectures were selected, namely $1 \times 1\text{Conv}$, $1 \times 1\text{Conv}-1 \times 1\text{Conv}$, and $1 \times 1\text{Conv}-3 \times 3\text{Conv}-1 \times 1\text{Conv}$. The $1 \times 1/3 \times 3\text{Conv}$ refers to a convolutional layer with $1 \times 1/3 \times 3$ kernel size.

The effectiveness of the IJCKD method in comparison to SimKD with the same connector architecture is demonstrated in Table 2. The results of this analysis highlight the versatility of IJCKD, particularly in terms of its adaptability to different connector architectures. The findings show that IJCKD outperforms SimKD in terms of adaptability, achieving better performance with a smaller connector. In contrast, SimKD is unable to achieve comparable results when using $1 \times 1\text{Conv}$ and $1 \times 1\text{Conv}-1 \times 1\text{Conv}$ connectors. This suggests that the approach behind SimKD, which trains the student to mimic the teacher’s representation in a regression-like manner, is limited by the capability of the connectors. On the other hand, the proposed IJCKD method shows promise as a more reliable and effective approach for handling different connector architectures.

4.3 Ablation Study

An ablation study was performed to determine the impact of different values of α on the distillation performance of IJCKD. The value of α scales the logits matching weights, which can significantly impact the final test accuracy. To evaluate this parameter, experiments were conducted with the ResNet32x4-ResNet8x4 pair on CIFAR-100 with different weights used to scale the losses. To avoid a large loss, we tuned the weight of the cross-entropy, which is denoted as $\alpha_{ce} \in \{0, 0.1, 0.2, 0.5, 1.0\}$,

respectively. The top-1 accuracy results are presented in Table 3. Additionally, we visualized the training and validation top-1 accuracy curves in Figure 2. Our findings indicate that the choice of α_{ce} has a significant impact on IJCKD’s convergence. Specifically, we found that using $\alpha_{ce} = 0.2$ and $\alpha_{ce} = 1.0$ led to the best validation and training accuracy, respectively. It is worth noting that the optimal value depends on the specific teacher-student pair (and will vary from dataset to dataset). Further studies are required to determine the optimal value of α_{ce} for different settings (or best practices), and we suggest hyperparameter tuning as a direction for future work.

In addition to investigating the impact of different values of α , we also examined the effect of using different combination feature/logits matching losses in our study. Our default choice is the naïve softmax regression loss l^{sr} , which is the MSE loss between the teacher and student logits; however, we also explored the feature matching loss l^{fm} , which is the MSE loss between the teacher and student features. Further, we evaluated the combination of both losses. We conducted experiments using the ResNet32x4-ResNet8x4 pair on CIFAR-100 and evaluated these three matching losses. The top-1 accuracy results are presented in Table 3, and the corresponding training and validation curves are displayed in Figure 3. Our findings show that the choice of matching loss significantly affects the performance of IJCKD. Specifically, the combination of feature and logits matching losses outperforms the individual losses, indicating that a joint optimization of both is beneficial in practice.

4.4 Results on ImageNet

For training on ImageNet, we used SGD with the same momentum term as in CIFAR-100 and a weight decay of $1e-4$. The student was trained with a mini-batch size of 512 and an initial learning rate of 0.2, which was divided by 10 at the 30th, 60th, and 90th epochs of the total 120 training epochs. We adopt 1×1 Conv- 3×3 Conv- 1×1 Conv as the connector, and use loss $l^{ce} + l^{sr}$ to train the student. The performance of IJCKD, SRRL, and other methods are presented as the top-1 and top-5 accuracy, and the results are presented in Table 4. We can see that IJCKD consistently outperforms SRRL, with an improvement of 0.51% in top-1 accuracy and 0.46% in top-5 accuracy for ResNet-18, and 2.18% in top-1 accuracy and 1.46% in top-5 accuracy for MobileNet. These results demonstrate the effectiveness of IJCKD on large-scale datasets like ImageNet.

4.5 Can teacher classifier be the ideal joint classifier?

To evaluate the ideal joint classifier assumption that states the joint classifier should achieve lower risks on both teacher and student representations, we compared the performance of a student trained with the teacher’s classifier to a student trained with its own classifier. Specifically, we evaluated four teacher-student pairs on CIFAR-100 and reported the top-1 accuracy in Table 5. The student networks were only trained with hard labels but using the pre-trained teacher classifier. The results show that training the student with the teacher and its own classifier achieved close results across all four teacher-student pairs. This supports our assumption of the existence of the ideal joint classifier. However, we also observed that in some cases, the student trained with a teacher classifier obtained significantly higher accuracy. For example, the ResNet8x4 trained with ResNet32x4’s classifier achieved 1.96% higher accuracy. This suggests that other factors may be at play and there are still unexplored mechanisms behind resuing the pre-trained teacher classifier. Overall, our experiments on CIFAR-100 provide evidence that the ideal joint classifier is a valuable concept in knowledge distillation. Further research is needed to explore its properties and potential applications.

5 Conclusion

In summary, this paper theoretically analyzed the softmax regression-based representation learning, including two representative methods, SRRL and SimKD. We established an error bound which upper bounded the student’s error by the teacher’s error with the disagreement term between student and teacher output logits under the proposed ideal joint classifier assumption. Further, IJCKD, a novel knowledge distillation framework was proposed that unifies the previous work based on the idea of softmax regression. Our experiments demonstrate the effectiveness of IJCKD, which consistently outperformed state-of-the-art methods on a variety of benchmarks. Our results suggest that IJCKD is a versatile and effective method for knowledge distillation, which can be adapted to various architectures and datasets. Overall, we believe that our work provides a valuable contribution to the field of knowledge distillation and can be applied to a wide range of practical applications.

References

- [1] Alex Krizhevsky, Ilya Sutskever, and Geoffrey E Hinton. Imagenet classification with deep convolutional neural networks. *Communications of the ACM*, 60(6):84–90, 2017.
- [2] Kaiming He, Xiangyu Zhang, Shaoqing Ren, and Jian Sun. Deep residual learning for image recognition. In *Proceedings of the IEEE conference on computer vision and pattern recognition*, pages 770–778, 2016.
- [3] Jonathan Long, Evan Shelhamer, and Trevor Darrell. Fully convolutional networks for semantic segmentation. In *Proceedings of the IEEE conference on computer vision and pattern recognition*, pages 3431–3440, 2015.
- [4] Liang-Chieh Chen, George Papandreou, Iasonas Kokkinos, Kevin Murphy, and Alan L Yuille. Deeplab: Semantic image segmentation with deep convolutional nets, atrous convolution, and fully connected crfs. *IEEE transactions on pattern analysis and machine intelligence*, 40(4):834–848, 2017.
- [5] Hengshuang Zhao, Jianping Shi, Xiaojuan Qi, Xiaogang Wang, and Jiaya Jia. Pyramid scene parsing network. In *Proceedings of the IEEE conference on computer vision and pattern recognition*, pages 2881–2890, 2017.
- [6] Ross Girshick, Jeff Donahue, Trevor Darrell, and Jitendra Malik. Rich feature hierarchies for accurate object detection and semantic segmentation. In *Proceedings of the IEEE conference on computer vision and pattern recognition*, pages 580–587, 2014.
- [7] Joseph Redmon, Santosh Divvala, Ross Girshick, and Ali Farhadi. You only look once: Unified, real-time object detection. In *Proceedings of the IEEE conference on computer vision and pattern recognition*, pages 779–788, 2016.
- [8] Andrew G Howard, Menglong Zhu, Bo Chen, Dmitry Kalenichenko, Weijun Wang, Tobias Weyand, Marco Andreetto, and Hartwig Adam. Mobilenets: Efficient convolutional neural networks for mobile vision applications. *arXiv preprint arXiv:1704.04861*, 2017.
- [9] Xiangyu Zhang, Xinyu Zhou, Mengxiao Lin, and Jian Sun. Shufflenet: An extremely efficient convolutional neural network for mobile devices. In *Proceedings of the IEEE conference on computer vision and pattern recognition*, pages 6848–6856, 2018.
- [10] Song Han, Huizi Mao, and William J Dally. Deep compression: Compressing deep neural networks with pruning, trained quantization and huffman coding. *arXiv preprint arXiv:1510.00149*, 2015.
- [11] Cheng Tai, Tong Xiao, Yi Zhang, Xiaogang Wang, et al. Convolutional neural networks with low-rank regularization. *arXiv preprint arXiv:1511.06067*, 2015.
- [12] Cristian Buciluă, Rich Caruana, and Alexandru Niculescu-Mizil. Model compression. In *Proceedings of the 12th ACM SIGKDD international conference on Knowledge discovery and data mining*, pages 535–541, 2006.
- [13] Geoffrey Hinton, Oriol Vinyals, and Jeff Dean. Distilling the knowledge in a neural network. *arXiv preprint arXiv:1503.02531*, 2015.
- [14] Adriana Romero, Nicolas Ballas, Samira Ebrahimi Kahou, Antoine Chassang, Carlo Gatta, and Yoshua Bengio. Fitnets: Hints for thin deep nets. *arXiv preprint arXiv:1412.6550*, 2014.
- [15] Sergey Zagoruyko and Nikos Komodakis. Paying more attention to attention: Improving the performance of convolutional neural networks via attention transfer. *arXiv preprint arXiv:1612.03928*, 2016.
- [16] Defang Chen, Jian-Ping Mei, Yuan Zhang, Can Wang, Zhe Wang, Yan Feng, and Chun Chen. Cross-layer distillation with semantic calibration. In *Proceedings of the AAAI Conference on Artificial Intelligence*, volume 35, pages 7028–7036, 2021.
- [17] Pengguang Chen, Shu Liu, Hengshuang Zhao, and Jiaya Jia. Distilling knowledge via knowledge review. In *Proceedings of the IEEE/CVF Conference on Computer Vision and Pattern Recognition*, pages 5008–5017, 2021.
- [18] Frederick Tung and Greg Mori. Similarity-preserving knowledge distillation. In *Proceedings of the IEEE/CVF International Conference on Computer Vision*, pages 1365–1374, 2019.
- [19] Yonglong Tian, Dilip Krishnan, and Phillip Isola. Contrastive representation distillation. *arXiv preprint arXiv:1910.10699*, 2019.

- [20] Helong Zhou, Liangchen Song, Jiajie Chen, Ye Zhou, Guoli Wang, Junsong Yuan, and Qian Zhang. Rethinking soft labels for knowledge distillation: A bias-variance tradeoff perspective. *arXiv preprint arXiv:2102.00650*, 2021.
- [21] Borui Zhao, Quan Cui, Renjie Song, Yiyu Qiu, and Jiajun Liang. Decoupled knowledge distillation. In *Proceedings of the IEEE/CVF Conference on computer vision and pattern recognition*, pages 11953–11962, 2022.
- [22] Jing Yang, Brais Martinez, Adrian Bulat, Georgios Tzimiropoulos, et al. Knowledge distillation via softmax regression representation learning. *International Conference on Learning Representations (ICLR)*, 2021.
- [23] Defang Chen, Jian-Ping Mei, Hailin Zhang, Can Wang, Yan Feng, and Chun Chen. Knowledge distillation with the reused teacher classifier. In *Proceedings of the IEEE/CVF conference on computer vision and pattern recognition*, pages 11933–11942, 2022.
- [24] Shai Ben-David, John Blitzer, Koby Crammer, Alex Kulesza, Fernando Pereira, and Jennifer Wortman Vaughan. A theory of learning from different domains. *Machine learning*, 79(1):151–175, 2010.
- [25] Kurt Hornik, Maxwell Stinchcombe, and Halbert White. Multilayer feedforward networks are universal approximators. *Neural networks*, 2(5):359–366, 1989.
- [26] Franco Scarselli and Ah Chung Tsoi. Universal approximation using feedforward neural networks: A survey of some existing methods, and some new results. *Neural networks*, 11(1):15–37, 1998.
- [27] Taehyeon Kim, Jaehoon Oh, NakYil Kim, Sangwook Cho, and Se-Young Yun. Comparing kullback-leibler divergence and mean squared error loss in knowledge distillation. *arXiv preprint arXiv:2105.08919*, 2021.
- [28] Byeongho Heo, Jeesoo Kim, Sangdoo Yun, Hyojin Park, Nojun Kwak, and Jin Young Choi. A comprehensive overhaul of feature distillation. In *Proceedings of the IEEE/CVF International Conference on Computer Vision*, pages 1921–1930, 2019.
- [29] Wonpyo Park, Dongju Kim, Yan Lu, and Minsu Cho. Relational knowledge distillation. In *Proceedings of the IEEE/CVF Conference on Computer Vision and Pattern Recognition*, pages 3967–3976, 2019.
- [30] Alex Krizhevsky, Geoffrey Hinton, et al. Learning multiple layers of features from tiny images. 2009.
- [31] Jia Deng, Wei Dong, Richard Socher, Li-Jia Li, Kai Li, and Li Fei-Fei. Imagenet: A large-scale hierarchical image database. In *2009 IEEE conference on computer vision and pattern recognition*, pages 248–255. Ieee, 2009.
- [32] Adam Paszke, Sam Gross, Francisco Massa, Adam Lerer, James Bradbury, Gregory Chanan, Trevor Killeen, Zeming Lin, Natalia Gimelshein, Luca Antiga, et al. Pytorch: An imperative style, high-performance deep learning library. *Advances in neural information processing systems*, 32, 2019.
- [33] Ningning Ma, Xiangyu Zhang, Hai-Tao Zheng, and Jian Sun. Shufflenet v2: Practical guidelines for efficient cnn architecture design. In *Proceedings of the European conference on computer vision (ECCV)*, pages 116–131, 2018.
- [34] Sergey Ioffe and Christian Szegedy. Batch normalization: Accelerating deep network training by reducing internal covariate shift. In *International conference on machine learning*, pages 448–456. pmlr, 2015.
- [35] Vinod Nair and Geoffrey E Hinton. Rectified linear units improve restricted boltzmann machines. In *Proceedings of the 27th international conference on machine learning (ICML-10)*, pages 807–814, 2010.
- [36] Sungsoo Ahn, Shell Xu Hu, Andreas Damianou, Neil D Lawrence, and Zhenwen Dai. Variational information distillation for knowledge transfer. In *Proceedings of the IEEE/CVF Conference on Computer Vision and Pattern Recognition*, pages 9163–9171, 2019.
- [37] Nikolaos Passalis and Anastasios Tefas. Learning deep representations with probabilistic knowledge transfer. In *Proceedings of the European Conference on Computer Vision (ECCV)*, pages 268–284, 2018.