

---

# BERT BASED CLINICAL KNOWLEDGE EXTRACTION FOR BIOMEDICAL KNOWLEDGE GRAPH CONSTRUCTION AND ANALYSIS

---

**Ayoub Harnoune**  
School of Information Sciences  
Meridian Team  
LyRICA Laboratory

**Maryem Rhanoui**  
School of Information Sciences  
Meridian Team  
LyRICA Laboratory

**Mounia Mikram**  
School of Information Sciences  
Meridian Team  
LyRICA Laboratory

**Siham Yousfi**  
School of Information Sciences  
Meridian Team  
LyRICA Laboratory

**Zineb Elkaimbillah**  
Rabat IT Center, ENSIAS  
Mohammed V University in Rabat  
IMS Team, ADMIR Laboratory

**Bouchra El Asri**  
Rabat IT Center, ENSIAS  
Mohammed V University in Rabat  
IMS Team, ADMIR Laboratory

## ABSTRACT

*Background* : Knowledge is evolving over time, often as a result of new discoveries or changes in the adopted methods of reasoning. Also, new facts or evidence may become available, leading to new understandings of complex phenomena. This is particularly true in the biomedical field, where scientists and physicians are constantly striving to find new methods of diagnosis, treatment and eventually cure. Knowledge Graphs (KGs) offer a real way of organizing and retrieving the massive and growing amount of biomedical knowledge.

*Objective* : We propose an end-to-end approach for knowledge extraction and analysis from biomedical clinical notes using the Bidirectional Encoder Representations from Transformers (BERT) model and Conditional Random Field (CRF) layer.

*Methods* : The approach is based on knowledge graphs, which can effectively process abstract biomedical concepts such as relationships and interactions between medical entities. Besides offering an intuitive way to visualize these concepts, KGs can solve more complex knowledge retrieval problems by simplifying them into simpler representations or by transforming the problems into representations from different perspectives. We created a biomedical Knowledge Graph using Natural Language Processing models for named entity recognition and relation extraction. The generated biomedical knowledge graphs (KGs) are then used for question answering.

*Results* : The proposed framework can successfully extract relevant structured information with high accuracy (90.7% for Named-entity recognition (NER), 88% for relation extraction (RE)), according to experimental findings based on real-world 505 patient biomedical unstructured clinical notes.

*Conclusions* : In this paper, we propose a novel end-to-end system for the construction of a biomedical knowledge graph from clinical textual using a variation of BERT models.

## 1 Introduction

In the healthcare industry, AI has provided healthcare institutions and practitioners with tools that can be used to reduce the pressure on their workloads and redefine their workflows [1].

The challenge raised by the exploitation of medical textual data is that the information on patients is diverse and massive [2], making some of the tasks performed by health professionals repetitive, long and tedious such as information retrieval. In fact, hospitals are generating massive amounts of data from which new knowledge can be generated. This tremendous increase in the amount of data available now makes it almost impossible for physicians to properly understand and extract new knowledge without assistance.

The use of efficient computational methods to create knowledge representations is an appropriate alternative to support information retrieval in the medical domain. For example, such representations could provide a way to correlate a concept from a specific work with other concepts from the same study, as well as with concepts from similar investigations. By observing these relationships, physicians and researchers might be able to formulate new hypotheses or draw new conclusions, thus advancing the state of the art in a research area.

This need has led to the search for other more innovative and rapid solutions such as knowledge graph-based information retrieval. Textual, and unstructured data, covers non-trivial latent knowledge [3] that provides significant value for analysis [4]. Retrieving information from such unstructured data is acknowledged as one of the most untapped opportunities in data science.

Knowledge Discovery is the process of transforming low-level raw data into high-level insightful knowledge [5]. To represent this complex knowledge, using a graph-based abstraction offers numerous benefits when compared with traditional representations, as relational model or NoSQL alternatives. Graphs provide a concise and intuitive abstraction for a variety of domains, where edges capture the relations between the entities [6].

In this context, knowledge graphs, inspired by human intelligence and problem solving, is a powerful structured representation of facts, consisting of entities, relationships, and semantic descriptions [7]. It is particularly useful in the health and biomedical field [8, 9].

Transformers [10] are a type of neural network architecture that has gained popularity in recent years due to their high performances in various domains as Natural Language Processing (NLP) [11] and Computer Vision [12]. Specifically, an increasing attention has been brought to the Bidirectional Encoder Representations from Transformers (BERT) [13] pre-trained model that can be easily fine-tuned and achieves state-of-the-art performances for a wide range of NLP tasks.

In this paper, we propose an end-to-end system for the construction of a biomedical knowledge graph from clinical textual, unstructured, and thus difficult to process data, this, using a variation of BERT models. The results of the construction and analysis of this knowledge graph shall provide a basis for medical decisions. This would not only assist healthcare professionals to review the individual entities, but also all the relationships between them. And would also help physicians easily find the relationships between a drug and clinical notes, so that these drugs can be closely monitored.

Moreover, compared to the existing works, most of them focus on a specific part in the life cycle of the construction of a knowledge graph, and thus they are not combining these elements for the global construction of the graph and at times they do not include the analysis part to illustrate the interest of the construction. Thus, in this paper, we cover the graph life cycle starting with the construction part and ending with the graph analysis part.

The main contributions are summarized as follows:

- we built an end-to-end system that automatically structures clinical data into a knowledge graph format that would help physicians and patients quickly find the information they need.
- concretely, we built a named entity recognition model that would recognize entities such as drug, strength, duration, frequency, adverse drug reactions, reason for taking the drug, route of administration and form. In addition, we built a model that would also recognize the relationship between the drug and any other named entity.

The remainder of this paper is organized as follows. In Section two, we present the technical background, then we summarize in section three the related works. Section four presents our proposed approach and finally the last section discusses the results.

## 2 Background

### 2.1 Knowledge Graph and Applications

A knowledge graph (KG) is a representation of knowledge related to a domain in a machine-readable form. It is a directed labeled graph in which the labels have well-defined meanings. A directed labeled graph is composed of nodes, edges and labels.

The knowledge graph represents a collection of related descriptions of entities - objects and events in the real world where :

- Descriptions have formal semantics enabling people and computers to process them efficiently and unambiguously.
- Descriptions of entities contribute to each other, forming a network, where each entity represents a part of the description of entities related to it, and provides a context.

Knowledge graphs are used for a wide range of applications [14] from spatial, journalism, biomedical [15, 16, 17, 18, 19] to education [20, 21, 22], recommender systems [23, 24, 25, 26] and pharmaceuticals [27, 28, 29].

However, among biomedical applications, knowledge graphs for clinical analysis and patient care is still at an early stage despite its considerable interest. These graphs can be constructed from clinical notes or electronic health records, where nodes represent patients, drugs and diseases while edges represent relationships such as a patient being prescribed a treatment or a patient being diagnosed with a disease [17].

## **2.2 Knowledge Graph Construction**

### **2.2.1 Named Entity Recognition**

Named Entity Recognition (NER) (also known as Named Entity Identification, Entity Clipping, and Entity Extraction) is a subtask of information retrieval that aims to locate and classify named entities mentioned in unstructured text into predefined categories such as people’s names, organizations, places, medical codes, time expressions, quantities, monetary values, percentages, etc.

The three main classes are: the entity class (such as person name, place name, and institution name), the time class (such as date and time), and the number class (for example, currency and percentage). These classes can be extended to fit specific application areas.

### **2.2.2 Coreference Resolution**

Coreference resolution (CR) is a challenging task in natural language processing (NLP). It aims at grouping expressions that refer to the same real-world entity in order to obtain a less ambiguous text. It is useful in tasks such as text comprehension, question answering and summarization.

### **2.2.3 Relation Extraction**

Relation extraction (RE) is the extraction of semantic relationships in a text. Extracted relationships typically occur between two or more entities of some type (e.g., person, organization, place) and are classified into a number of semantic categories (e.g., married to, employed by, lives in).

## **2.3 Transformers**

Transformers [30, 11] are a type of neural network architecture that has gained popularity in recent years. They were developed to solve the problem of sequence transduction, or neural machine translation. This means any task that transforms an input sequence into an output sequence, including speech recognition, text-to-speech transformation, etc.

The basic architecture of transformers consists of a stack of encoders fully connected to a stack of decoders. Each encoder consists of two blocks: a self-attentive component and an anticipatory network. Each decoder consists of three blocks: a self-attention component, an encoder-decoder attention component and an anticipation component.

### **2.3.1 BERT**

BERT [13] stands for Bidirectional Encoder Representations from Transformers. This model is both :

- More efficient than its predecessors in terms of learning speed.
- Is adaptable, based on its initial configuration, to a particular task, such as the task of extracting relations.

One of the main reasons for BERT’s excellent performance on different NLP tasks is the possibility of using semi-supervised learning. This translates into the fact that the model is trained to a particular task that allows it to grasp the linguistic patterns. After training, the model is equipped with language processing features that can be used to consolidate other models we develop and train. models that we develop and train using supervised learning.

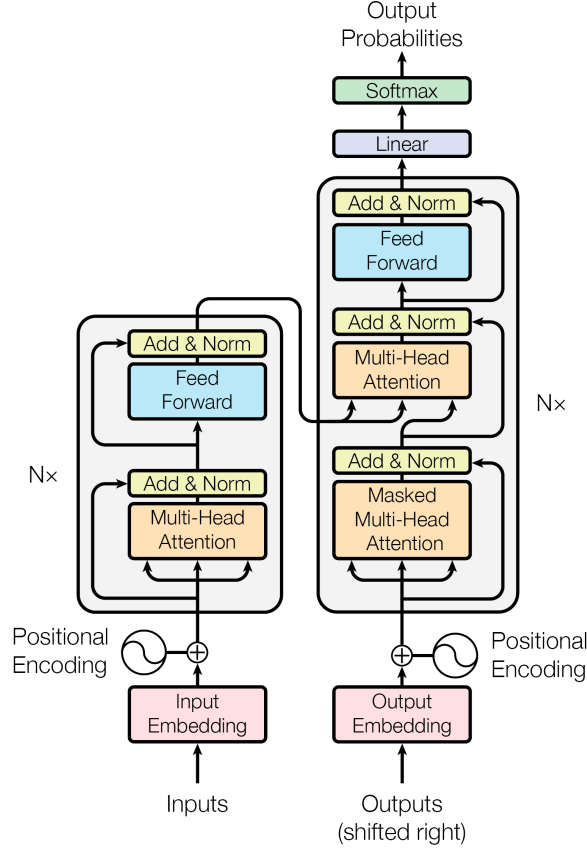


Figure 1: Transformers Architecture [10]

### 2.3.2 BERT Variants

In the following, we will explore several major versions of BERT.

**DistilBERT** DistilBERT [31] is a distilled version of BERT, it is smaller, faster, cheaper and lighter. Distil-BERT has 97% of the performance of BERT while being trained on half of the parameters of BERT. BERT-base has 110 parameters and BERT-large has 340 parameters, which is difficult to manage. To solve this problem, the distillation technique is used to reduce the size of these large models. The general architecture of Distil-BERT is the same as that of BERT, except that token embeddings and the pooler are removed, while reducing the number of layers by a factor of 2, which has a significant impact on computational efficiency.

**BioBERT** BioBERT [32] is a variant of BERT that is pretrained on biomedical dataset. In the pretraining, the weights of the regular BERT model were taken and then pre-trained on the medical datasets like (PubMed abstracts and PMC). This domain specific pretrained model can be refined for many tasks such as Named Entity Recognition (NER), Relationship Extraction (RE) and Question Answering System (QA).

**BioClinicalBERT** Clinical notes contain information about patients that goes beyond structured data such as laboratory values and medications. However, clinical notes have been underutilized compared to structured data because they are highly dimensional and sparse. ClinicalBERT [33] is a variant of BERT that specializes in clinical notes. It highlights high quality relationships between medical concepts as judged by humans. This variant is pretrained on the Medical Information Mart for Intensive Care III (mimiciii) dataset. mimic-iii consists of the electronic medical records of 58,976 unique hospital admissions of 38,597 patients in the intensive care unit between 2001 and 2012. There are 2,083,180 de-identified notes associated with the admissions

**Bio-Discharge-Summary** Bio-Discharge-Summary [33] is a biomedical-specific variant of BERT, which was initialized from BioBERT and trained on the clinical notes from the MIMIC hospital. It was then refined for the five tasks

with minimal architectural modifications. As with BERT, the large (24 layers, 16 attention heads, output integration size of 1024) and basic (12 layers, 12 attention heads, output integration size of 768) versions of this model were pre-trained and refined.

### 3 Related Works

Several works applied Deep Learning to automate the construction of a knowledge graph, some focused on the named entity recognition task, others chose to address relationship extraction, and many others dealt with the coreference resolution problem. The related works are summarized in the Table 1.

Therefore, this section is organized along three axes:

#### 3.1 Named Entity Recognition

Li et al. [34] explore a joint neural model for extracting biomedical entities and their relationships. Their model uses the advantages of several state-of-the-art neural models for entity recognition or relation classification in text mining and NLP. Their model was evaluated on two tasks, namely, extracting drug-related adverse events between the entities "drug" and "disease", and extracting residency relationships between the entities "bacteria" and "location".

Copara et al. [35] studied contextualized language models for French NER in clinical texts in the context of the Text Mining Challenge (TMC) knowledge extraction task. This task is divided into two subtasks, which aim to identify the entities anatomy, dose, examination, mode, time, pathology, sosy, substance, treatment and value in clinical cases. Since each language has its own particularities, their hypothesis is that it is interesting to design a specific linguistic model for French clinical corpora. Thus, they explore a model based on CamemBERT pre-trained on a French biomedical corpus and refined on the data of the DEFT information extraction task.

Jiang et al. [36] applied a BERT-BiLSTM-CRF model to the named entity recognition of Chinese electronic medical records. This model improves the semantic representation of words by using the BERT pre-trained language model, then they combine a BiLSTM network with a CRF layer, and the word vector is used as input for model training. The BERT model can improve the semantic representation of sentences, the BiLSTM network can effectively solve the problem of previous methods that rely on domain knowledge and feature engineering, and the CRF can focus on context annotation information compared to other models.

Lample et al. [37] introduced two new neural architectures, one based on bidirectional LSTMs and conditional random fields, and one that constructs and labels segments using a transition-based approach inspired by shift-reduce parsers. Their models rely on two sources of word information: character-based word representations learned from the supervised corpus, and unsupervised word representations learned from unannotated corpora. Their models achieve state-of-the-art NER performance in four languages without resorting to language-specific knowledge or resources.

Akbik et al. [38] proposed to exploit the internal states of a trained character language model to produce a new type of word embedding that they call contextual string embedding. Their proposed embeddings have the following distinct properties: (a) they are trained without an explicit notion of words and thus fundamentally model words as sequences of characters, and (b) they are contextualized by the surrounding text, meaning that the same word will have different embeddings depending on its contextual use. They performed a comparative evaluation against previous embeddings and found that their embeddings are very useful for downstream tasks in particular, on named entity recognition (NER) in English and German.

Ma et al. [39] proposed a novel neural network architecture that automatically benefits from word- and character-level representations, using a combination of bidirectional LSTM, CNN, and CRF. Their system is truly end-to-end, requiring no feature engineering or data preprocessing, making it applicable to a wide range of sequence labeling tasks.

#### 3.2 Relation Extraction

Wu et al. [40] proposed a model that exploits both the pretrained BERT language model and incorporates information from the target entities to tackle the relationship classification task. They locate the target entities and transfer the information through the pretrained architecture and incorporate the corresponding encoding of both entities.

Wang et al. [41] proposed a convolutional neural network architecture for the relation extraction task, which relies on two levels of attention to better discern patterns in heterogeneous contexts. This architecture helps end-to-end learning from task-specific labeled data without the need for external knowledge such as explicit dependency structures.

Table 1: Related Works

NER						
Ref	Corpus	Input Representation		Context Encoder	Tag Encoder	Perf F1 score
		Character	Word			
[34]	UMLS	CNN	Glove	BiLSTM	Softmax	71%
[35]	DEFT 2020	X	Wordpiece	Bert multilingual cased	Softmax	58%
			(word	Camembert-bio large		65%
			+subword)	Camembert large		67%
[36]	CCKS 2017	LSTM	Glove	Bert+BiLSTM	CRF	83%
[37]	CoNLL-2003	X	Glove	BiLSTM	CRF	91.47%
[38]	CoNLL-2003	X	Flair embedding	BiLSTM	CRF	93.89%
[39]	CoNLL-2003	CNN	Glove	BiLSTM-CNN	CRF	91.87%
RE						
Ref	Corpus	Input Representation		Context Encoder	Classification Layer	Perf F1 score
		Character	Word			
[40]	SemEval 2010	X	SentencePiece	BERT	Softmax	89.25%
[41]	SemEval 2010	X	Word2vec	Word2vec	Att-Pooling-CNN	88%
[42]	SemEval 2010	X	Word representation + self attention + BiLSTM	Word representation + self attention + BiLSTM	Entity aware attention (softmax)	85.2%
[43]	SemEval 2010	X	BiLSTM + position features	BiLSTM + Neural attention	Softmax	84.3%
[44]	DocRED	CNN	Wordpiece	BERT	Softmax	92%
CR						
Ref	Corpus	Input Representation		Model	Perf F1 score	
		Character	Word			
[45]	CoNLL 2012	X	Wordpiece	BERT	76.9%	
[46]	CoNLL 2012	X	Wordpiece	BERT+HOI	80.2%	
[47]	CoNLL 2012	X	SentencePiece	SpanBERT	76.6%	

Lee et al. [42] proposed a new end-to-end recurrent neural model that incorporates an entity-sensitive attention mechanism with a latent entity typing (LET) method. Not only does their model effectively use entities and their latent types as features, but it is also easier to interpret by visualizing the attention mechanisms applied to their model and the results of the LET method.

Xiao et al. [43] introduced a hierarchical recurrent neural network capable of extracting information from raw sentences for relationship classification. their model has several distinguishing features: (1) Each sentence is divided into three contextual subsequences according to two annotated nominals, which helps the model encode each contextual subsequence independently to selectively focus on important contextual information; (2) The hierarchical model consists of two recurrent neural networks (RNNs): the first one learns the contextual representations of the three contextual subsequences, respectively, and the second one computes the semantic composition of these three representations and produces a sentence representation for the relationship classification of the two nominals. (3) The attention mechanism is adopted in both RNNs to encourage the model to focus on important information when learning sentence representations.

Eberts et al. [44] present a joint model for extracting entity-level relations from documents. Unlike other approaches that focus on intra-sentence local mention pairs and thus require mention-level annotations, their model operates at the entity level. For this purpose, they adopt a multi-task approach that relies on coreference resolution and gathers relevant signals via multi-instance learning with multi-level representations combining global information about entities and local mentions.

### 3.3 Coreference Resolution

Joshi et al. [45] applied BERT for coreference resolution, they replaced the entire LSTM-based encoder (with ELMo and GloVe embeddings as input) with the BERT transformer. They addressed the first and last word chunks (concatenated with the assisted version of all word chunks in the interval) as interval representations. The documents are divided into segments of maximum length. A qualitative analysis of the model predictions indicates that, compared to ELMo and BERT-base, BERT-large performs particularly well in distinguishing related but distinct entities.

Xu et al. [46] analyzed the impact of higher order inference (HOI) on the coreference resolution task. HOI has been adapted by almost all recent models of coreference resolution without its actual effectiveness on representation learning having been studied. To perform a comprehensive analysis, They implemented an end-to-end coreference system as well as four HOI approaches, assisted antecedent, feature equalization, extent clustering, and clustering fusion.

Joshi et al. [47] presented SpanBERT which is a pre-training method designed to better represent and predict text spans. Their approach extends BERT by (1) masking contiguous random extents, rather than random tokens, and (2) training extent boundary representations to predict the entire content of the masked extent. SpanBERT consistently outperforms the original BERT, with substantial gains in span selection tasks such as question answering and coreference resolution.

### 3.4 Synthesis and Discussion

The objective of this paper is the construction and analysis of a biomedical knowledge graph from textual data represented by clinical notes, to do this we compare the important versions of BERT in the biomedical domain and we extend the work [35] who tested and applied the variants of BERT in the medical domain for clinical cases written in French for the task of named entity recognition. Therefore, we combine these BERT variants with other layers namely the CRF layer for the named entity detection task in order to maximize the performance.

## 4 Proposed Model

We propose a generic approach for the construction of a knowledge graph from any clinical textual data written in English language in order to analyze it.

Based on the literature review, BERT outperforms other CNN or RNN models in the three life cycle tasks of building a knowledge graph. Therefore, we test and compare different variants of BERT for the biomedical domain.

### 4.1 General Architecture

The architecture is organized in several phases (fig 2):

- Preprocessing
  - Preparing the clinical note data for the coreference resolution task.
- Coreference Resolution
  - Solve the coreference using the NeuralCoref model.
- Named Entity Recognition
  - The outputs of the coreference resolution system, pass to the named entity extraction model to detect the entities and its classes.
- Relation Extraction
  - Then, predicting the existence and types of relationships between the named entities predicted by the named entity extraction model by the relationship extraction model.
- Analysis
  - And finally, storing the prediction results in the Neo4j database for analysis.

### 4.2 Preprocessing

#### 4.2.1 BERT Embedding

Like most deep learning models, BERT passes each input token (the words in the input text) through a token embedding layer so that each token is transformed into a vector representation. Unlike other deep learning models, BERT has additional embedding layers in the form of segment embedding and position embedding.

So a tokenized input sequence of length there are three distinct representations, namely:

- Token Embeddings with the form  $(1, n, 768)$  which are just vector representations of words.
- Segment Embeddings with the form  $(1, n, 768)$  which are vector representations to help BERT distinguish matched input sequences.

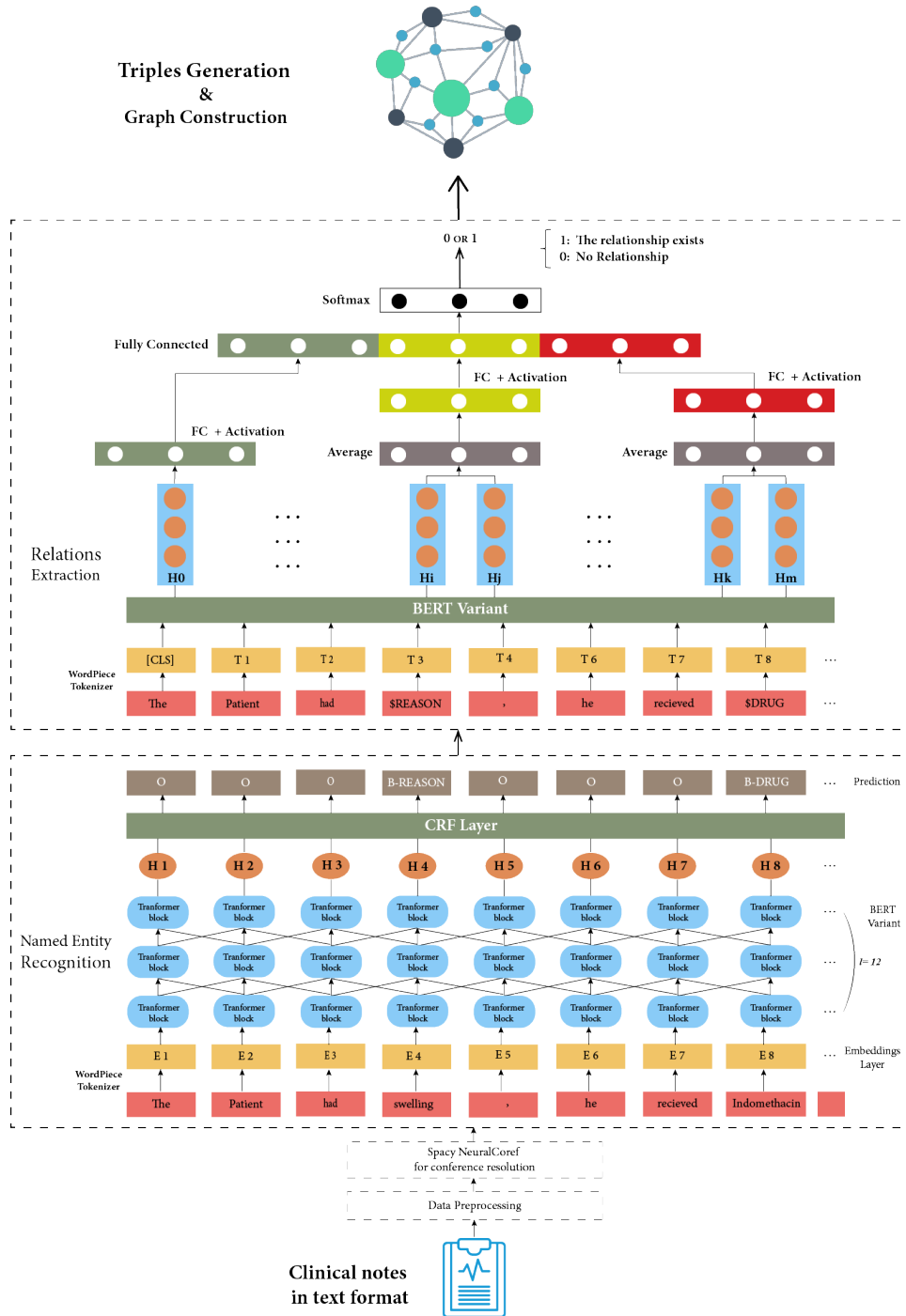


Figure 2: Proposed Architecture



- Position Embeddings with the form (1, n, 768) to let BERT know that the inputs provided to it have a temporal property.

These representations are summed by elements to produce a single representation of form (1, n, 768). This is the input representation that is passed to BERT's Encoder layer.

### 4.3 Knowledge Extraction

#### 4.3.1 Named Entity Recognition

Clinical notes are usually long, and it is not recommended to have such large input sizes for machine learning models, especially for models like BERT that have an input size restriction of 512 tokens. Therefore, a function was implemented to split the clinical note records based on a maximum sequence length parameter. The function attempts to include a maximum number of tokens, keeping as much context as possible for each token. Split points are decided based on the following criteria:

- Includes as many paragraphs as possible within the maximum number of tokens, and splits at the end of the last paragraph found.
- If the function does not find a single complete paragraph, it splits on the last line (within the token limit) that marks the end of a sentence.
- Otherwise, the function includes as many tokens as specified by the token limit, and then splits on the next index.

The data is tokenized using the BERT base tokenizer. Each sequence of labels or tokens in the data was represented using the IOB2 (Inside, Outside, Beginning) tagging scheme for BERT variant models.

To obtain optimal results, we apply and compare the variants of BERT to select the model that gives the best performance in the NER and RE tasks.

In this context, we use BERT variants in the medical domain for context encoding namely: BioBERT, BioClinicalBERT, BioDischargeSummury, BioRoberta, all of which will be coupled with a CRF layer as tag encoding of named entities.

These variants are powerful in feature extraction in the medical domain, providing advantages for clinical notes especially as we deal with long reports which makes its feature extraction or context encoding difficult.

Thus, we adopt the following configuration, as shown in Figure 3:

- 12 stacked encoders.
- 768 as the hidden size representing the number of features of the hidden state for BERT.
- 12 heads in the MultiHead attention layers.
- 128 is the size of the BERT neural network input data.
- 17 is the batch size representing the number of samples that will be propagated through the network.
- 10 for the number of epochs which defines the number of times the learning algorithm will train on the training data set.
- A CRF layer which allows to link the result obtained with the appropriate class of the named entity.

#### 4.3.2 Co-reference Resolution

For coreference resolution, we apply the NeuralCoref model which is a pipeline extension for spaCy 2.1+ that annotates and resolves coreference groups using a neural network.

#### 4.3.3 Relation Extraction

We choose to use BERT variants in this task because the learning process is much faster than that of the LSTM or CNN models since we deal with pre-trained models that only require adjustments. Moreover, the knowledge of the biomedical domain in these variants of the models is an advantage compared to other methods.

Relationship extraction (RE) is a binary classification problem, unlike the named entity recognition task, where it was used for token classification, we will test BERT variants that use the concept of sequence classification to predict relationships.

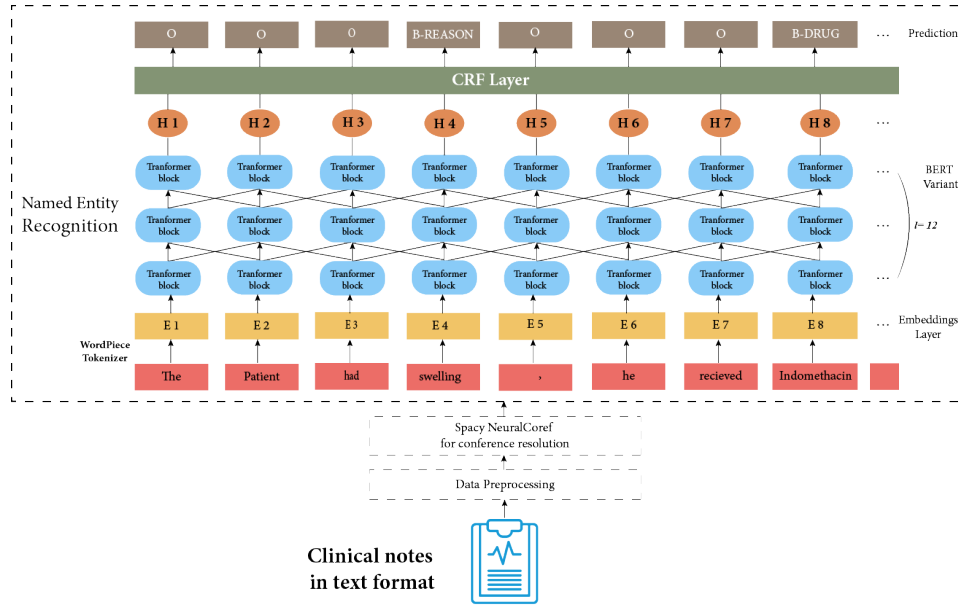


Figure 3: Named Entity Recognition Module

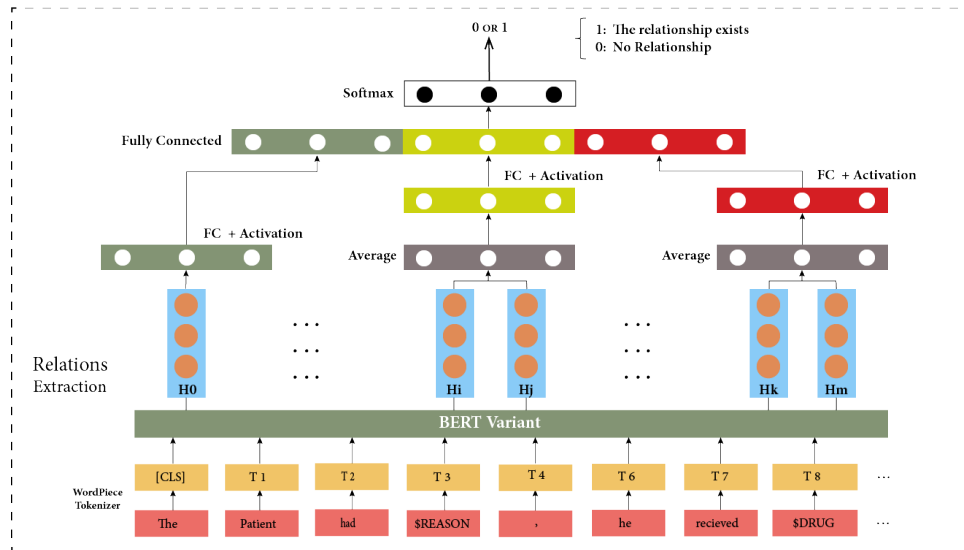


Figure 4: Relationship Extraction Module

In sequence classification, a representation of the input sentence, called the CLS token (for classification) is obtained. This CLS token, which essentially contains information about the words and context of the entire sentence, is fed into a fully connected neural network that implements the binary classification task.

#### 4.4 Graph Construction

In this section, we present the conceptual design of the data model for the knowledge graph. The model is based on the existing labels of the entities in the dataset, which we have organized and structured in consultation with healthcare professionals.

The objective of this model is to analyze the interactions of drugs and their side effects. The model models 5 types of entities with their attributes that will be analyzed in a concise and precise way.

The data model is schematized as shown in the following figure 5:

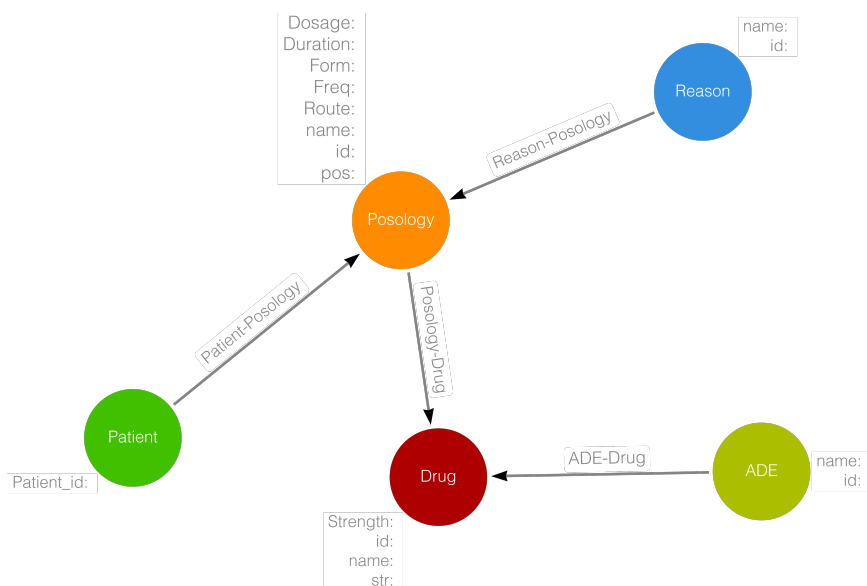


Figure 5: Graph Data Model

In this conceptual data model:

- The node "**POSOLGY**" represents the prescription of the drug, it contains 8 attributes namely: dosage, duration, form, frequency, route of administration of the drug (route), name and identifier (id) of this node and special attribute (pos) which is an expression that gathers all the attributes of the node in a single string.
- The node "**PATIENT**" which contains a single attribute which is the identifier of this patient.
- The node "**DRUG**" represents the drug, it contains three attributes namely: the drug concentration (Strength), the node identifier, and the drug name and the special attribute (str) which collects all the attributes of the node into a single string.
- The node "**ADE**" which represents the side effect, it contains two attributes namely: the name of the side effect and the node identifier.
- The node "**REASON**" which represents the reason for taking this drug, it contains two attributes namely: the name of the reason and the node identifier.

#### 4.5 Graph Analysis

The main objective of this paper is to propose a general approach for the construction of a biomedical knowledge graph that can be used as a basis for analysis. In order to illustrate the interest of this construction we have applied a set of algorithms for its analysis.

Table 2: Graph Data Model Description

Node	Node Description	Attribute	Attribute Description
Posology	The prescription of the drug	Dosage	The amount of a specific dosage of medication taken at one time
		Duration	The period of time for which the drug is effective
		Form	The form of the drug in which it is marketed for use
		Freq	The frequency at which doses of the drug are administered
		Route	The route of administration of the drug
		name	The drug name
		id	A unique number that identifies the node
		pos	An expression that combines all the attributes into a single string
Drug	The information of the drug	Strength	The drug concentration
		name	The drug name
		id	A unique number that identifies the node
		str	An expression that combines all the attributes into a single string
Patient	The patient concerned by the clinical note	id	A unique number that identifies the node
Reason	The reason for the drug intake	name	The name of the reason
		id	A unique number that identifies the node
ADE	A manifestation of a side effect of the drug	name	The name of the side effect
		id	A unique number that identifies the node

## 5 Results and Evaluation

### 5.1 Dataset Description

The data used in this study is openly accessible and consists of 505 patient clinical notes from the Medical Information Mart for Intensive Care-III (MIMIC-III) clinical care database [48]. These records were selected using a query that searched for a clinical note in the International Classification of Diseases code description of each record. Each record in the dataset was annotated by two independent annotators and a third annotator resolved conflicts.

### 5.2 Tools and Environment

For the implementation of the solution, we used neo4j for the construction of the graph database and the Cypher query language for its analysis [49]. Cypher is a declarative query language for graphs that uses graph pattern matching as the primary mechanism for selecting graph data (for read-only and mutation operations).

The environment used for the training and execution of the models is a Linux Ubuntu version 20.04, Core i7, 16G DDR4, dual graphics cards AMD RADEON 4G and INTEL 1G.

For the execution time, and due to the efficiency of neo4j, the generation of the graphs required about 5 to 10 seconds, and the analysis query on the generated graphs about 1 to 2 seconds, depending on the subgraphs used and the size / complexity of the corresponding texts.

### 5.3 Validation and Results

#### 5.3.1 Configuration

As with the Named Entity Recognition model, in order to train and test the relationship extraction models, the data had to be transformed into a particular format.

After dividing the training data into train and dev, each record was divided into paragraphs using the same method used for NER. The next step was to map each drug entity to all other possible entities in that paragraph. This produces a list of all possible relationships in that paragraph. Once the list was obtained, each entity text was replaced with @entity-typ\$.

For example, the drug 'Lisinopril' is replaced by @Drug\$ and '20mg' by @Strength\$. This was performed for each relationship, which means that each data point has only one relationship, i.e. only one pair of entities.

Finally, a label indicating whether the entities in this text are related has been added: 1 representing a relationship and 0 otherwise.

### 5.3.2 Results

We apply this configuration for the 4 BERT variants and compare their performances.

Table 3: Models Performances

Task	Deep Learning Model	F1 Score
NER	BioBERT+CRF	89%
	Bio_ClinicalBERT+CRF	<b>90.7%</b>
	Bio_Discharge_Summary+CRF	87%
	Biomed_roberta_base+CRF	84%
RE	BioBERT	85%
	Bio_ClinicalBERT	<b>88%</b>
	Bio_Discharge_Summary	81%
	Biomed_roberta_base	79%

## 5.4 Graph Construction

Then, we build a graph database on neo4j that we analyze using the Cypher query language and the analysis algorithms for graphs.

We illustrate here a sub-graph built from 17 clinical notes, i.e. the information from 17 patients (Fig 6). The database thus includes 4552 nodes and 14121 relations as shown in the following figure:

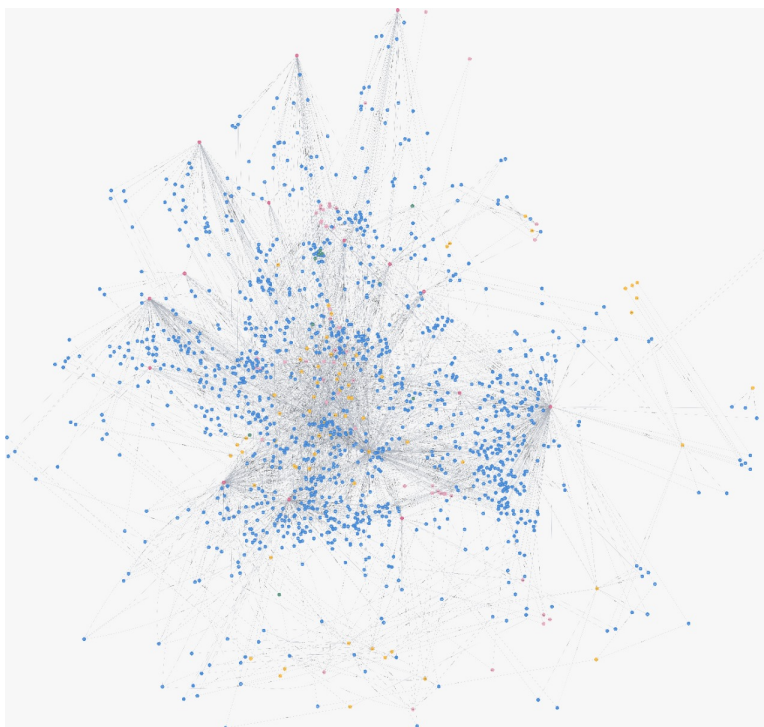


Figure 6: Sub-Graph Generated of 17 clinical notes

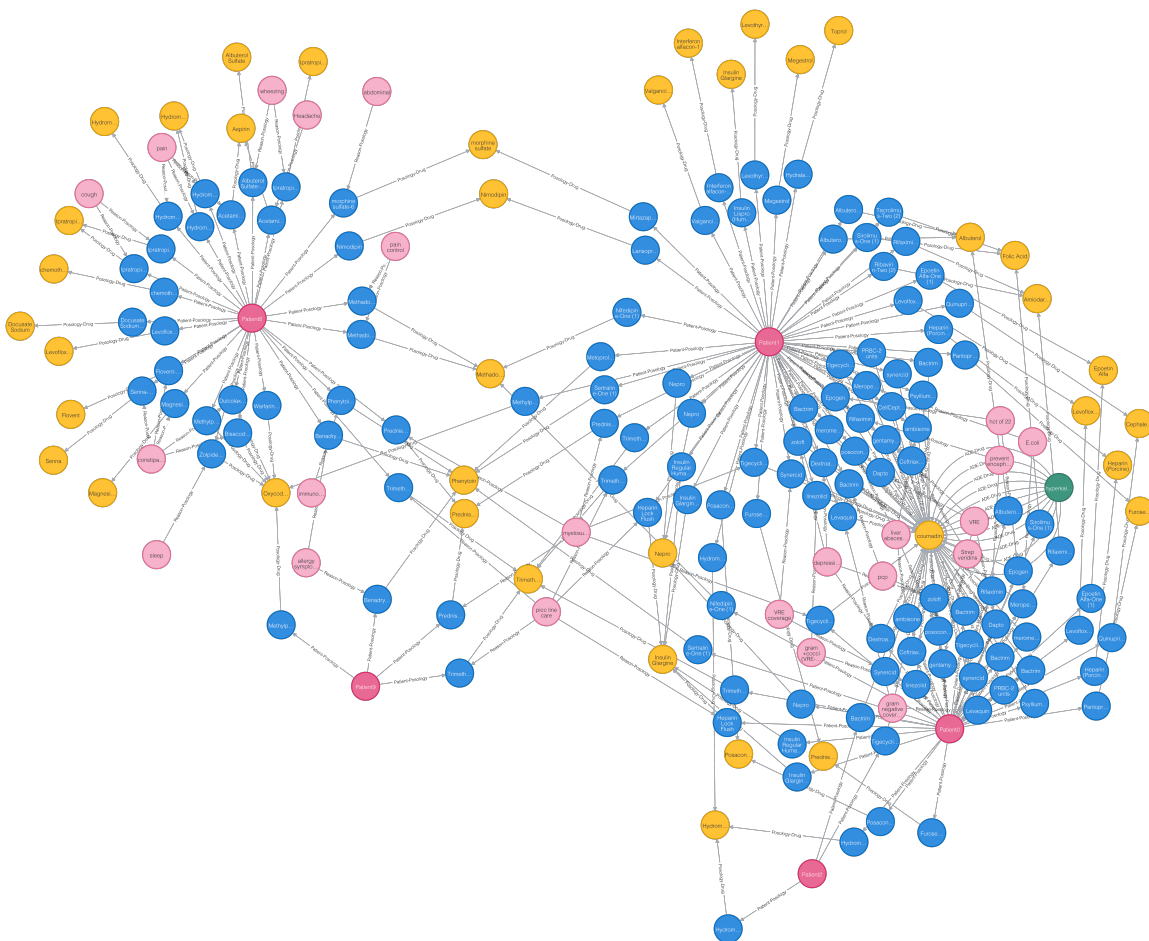


Figure 7: Sub-Graph Excerpt

## 5.5 Graph Analysis

An end-to-end pipeline was created to transform raw clinical notes into a structured and more intuitive form. First, the raw clinical note is preprocessed for coreference resolution task. This preprocessed data is then fed to the BioClinicalBERT+CRF model for NER to obtain predictions about the entities present in the clinical note. Using these predicted entities, the raw clinical note is again preprocessed for the relationship extraction model which is BioClinicalBERT+Softmax.

After obtaining the predictions of the relationships between the entities, a table is generated to associate each drug with all the entities related to it.

From the constructed graph, it is possible to analyze, among others:

- the drug most used by the patients, i.e. the drug node (DRUG) which has the maximum number of incident links.
- the most important reason for taking the drug in the graph, to do this we will apply the same algorithm of degree centrality but this time for the reason type nodes (REASON).
- the set of prescriptions that treat the same symptom. That is, the sets of prescription and reason type nodes that can reach any other node by crossing edges.
- if there are several side effects from the same drug, for this we will detect the compound communities on the "ADE-Drug" relationships.

Hereby, in this extract, it appears that the drug "coumadin", which is an organic compound of the coumarin family, represents the most important drug in the graph because it has a large number of edges that connect to it.

Then, the node "constipation" which represents the fact when one has a bowel movement less than three times a week. And that can be caused by a diet not rich enough in fiber, lack of exercise or pathologies such as hypothyroidism is the most important reason type node.

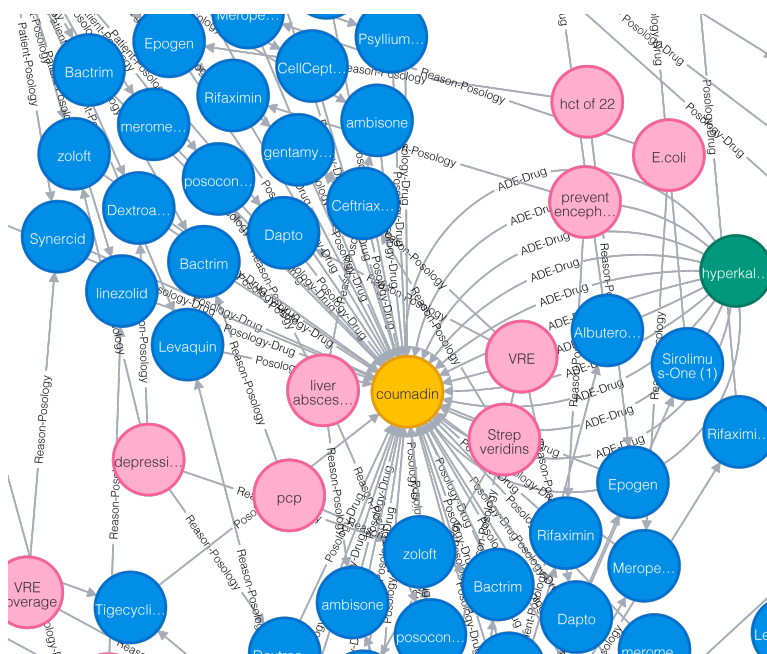


Figure 8: Zoom on Sub-Graph Excerpt

## 6 Conclusion

As a perspective, we aim to develop a search engine for doctors and patients in order to benefit from the functionalities of this knowledge graph for the contextual search of the information they need. On the other hand, we hope to widen the application domain of this knowledge graph in order to be used in other domains, as the pharmaceutical domain.

## References

- [4] Raymond J Mooney and Razvan Bunescu. Mining knowledge from text using information extraction. *ACM SIGKDD explorations newsletter*, 7(1):3–10, 2005.
- [5] Oded Maimon and Lior Rokach. Data mining and knowledge discovery handbook. 2005.
- [6] Aidan Hogan, Eva Blomqvist, Michael Cochez, Claudia d’Amato, Gerard De Melo, Claudio Gutierrez, Sabrina Kirrane, José Emilio Labra Gayo, Roberto Navigli, Sebastian Neumaier, et al. Knowledge graphs. *ACM Computing Surveys (CSUR)*, 54(4):1–37, 2021.
- [7] Shaoxiong Ji, Shirui Pan, Erik Cambria, Pekka Marttinen, and S Yu Philip. A survey on knowledge graphs: Representation, acquisition, and applications. *IEEE Transactions on Neural Networks and Learning Systems*, 2021.
- [8] Longxiang Shi, Shijian Li, Xiaoran Yang, Jiaheng Qi, Gang Pan, and Binbin Zhou. Semantic health knowledge graph: semantic integration of heterogeneous medical knowledge and services. *BioMed research international*, 2017, 2017.
- [9] Fei Wang, Peng Cui, Jian Pei, Yangqiu Song, and Chengxi Zang. Recent advances on graph analytics and its applications in healthcare. In *Proceedings of the 26th ACM SIGKDD International Conference on Knowledge Discovery & Data Mining*, pages 3545–3546, 2020.
- [10] Ashish Vaswani, Noam Shazeer, Niki Parmar, Jakob Uszkoreit, Llion Jones, Aidan N Gomez, Łukasz Kaiser, and Illia Polosukhin. Attention is all you need. In *Advances in neural information processing systems*, pages 5998–6008, 2017.
- [11] Thomas Wolf, Julien Chaumond, Lysandre Debut, Victor Sanh, Clement Delangue, Anthony Moi, Pierric Cistac, Morgan Funtowicz, Joe Davison, Sam Shleifer, et al. Transformers: State-of-the-art natural language processing. In *Proceedings of the 2020 Conference on Empirical Methods in Natural Language Processing: System Demonstrations*, pages 38–45, 2020.
- [12] Salman Khan, Muzammal Naseer, Munawar Hayat, Syed Waqas Zamir, Fahad Shahbaz Khan, and Mubarak Shah. Transformers in vision: A survey. *arXiv preprint arXiv:2101.01169*, 2021.
- [13] Jacob Devlin, Ming-Wei Chang, Kenton Lee, and Kristina Toutanova. Bert: Pre-training of deep bidirectional transformers for language understanding. *arXiv preprint arXiv:1810.04805*, 2018.
- [14] Xiaohan Zou. A survey on application of knowledge graph. In *Journal of Physics: Conference Series*, volume 1487, page 012016. IOP Publishing, 2020.
- [15] Maya Rotmensch, Yoni Halpern, Abdulhakim Tlimat, Steven Horng, and David Sontag. Learning a health knowledge graph from electronic medical records. *Scientific reports*, 7(1):1–11, 2017.
- [16] Jian Xu, Sunkyu Kim, Min Song, Minbyul Jeong, Donghyeon Kim, Jaewoo Kang, Justin F Rousseau, Xin Li, Weijia Xu, Vette I Torvik, et al. Building a pubmed knowledge graph. *Scientific data*, 7(1):1–15, 2020.
- [17] David N Nicholson and Casey S Greene. Constructing knowledge graphs and their biomedical applications. *Computational and structural biotechnology journal*, 18:1414–1428, 2020.
- [18] Changsung Moon, Chunming Jin, Xialan Dong, Saad Abrar, Weifan Zheng, Rada Y Chirkova, and Alexander Tropsha. Learning drug-disease-target embedding (ddte) from knowledge graphs to inform drug repurposing hypotheses. *Journal of biomedical informatics*, 119:103838, 2021.
- [19] Rui Zhang, Dimitar Hristovski, Dalton Schutte, Andrej Kastrin, Marcelo Fiszman, and Halil Kilicoglu. Drug repurposing for covid-19 via knowledge graph completion. *Journal of biomedical informatics*, 115:103696, 2021.
- [20] Penghe Chen, Yu Lu, Vincent W Zheng, Xiyang Chen, and Boda Yang. Knowedu: A system to construct knowledge graph for education. *Ieee Access*, 6:31553–31563, 2018.
- [21] Renato De Donato, Martina Garofalo, Delfina Malandrino, Maria Angela Pellegrino, and Andrea Petta. Education meets knowledge graphs for the knowledge management. In *International Conference in Methodologies and intelligent Systems for Technology Enhanced Learning*, pages 272–280. Springer, 2020.
- [22] Zineb Elkaimbillah, Maryem Rhanoui, Mounia Mikram, and Bouchra El Asri. Comparative study of knowledge graph models in education domain. In *Proceedings of the International Conference on Bigdata, Modelling and Machine learning*, 2021.
- [23] Xiang Wang, Xiangnan He, Yixin Cao, Meng Liu, and Tat-Seng Chua. Kgat: Knowledge graph attention network for recommendation. In *Proceedings of the 25th ACM SIGKDD International Conference on Knowledge Discovery & Data Mining*, pages 950–958, 2019.
- [24] Shuai Zhang, Lina Yao, Aixin Sun, and Yi Tay. Deep learning based recommender system: A survey and new perspectives. *ACM Computing Surveys (CSUR)*, 52(1):1–38, 2019.



- [25] Yixin Cao, Xiang Wang, Xiangnan He, Zikun Hu, and Tat-Seng Chua. Unifying knowledge graph learning and recommendation: Towards a better understanding of user preferences. In *The world wide web conference*, pages 151–161, 2019.
- [26] Zuoxi Yang and Shoubin Dong. Hagerec: hierarchical attention graph convolutional network incorporating knowledge graph for explainable recommendation. *Knowledge-Based Systems*, 204:106194, 2020.
- [27] Ibrahim Abdelaziz, Achille Fokoue, Oktie Hassanzadeh, Ping Zhang, and Mohammad Sadoghi. Large-scale structural and textual similarity-based mining of knowledge graph to predict drug–drug interactions. *Journal of Web Semantics*, 44:104–117, 2017.
- [28] Md Rezaul Karim, Michael Cochez, Joao Bosco Jares, Mamta Uddin, Oya Beyan, and Stefan Decker. Drug-drug interaction prediction based on knowledge graph embeddings and convolutional-lstm network. In *Proceedings of the 10th ACM international conference on bioinformatics, computational biology and health informatics*, pages 113–123, 2019.
- [29] Xiangxiang Zeng, Siyi Zhu, Yuan Hou, Pengyue Zhang, Lang Li, Jing Li, L Frank Huang, Stephen J Lewis, Ruth Nussinov, and Feixiong Cheng. Network-based prediction of drug–target interactions using an arbitrary-order proximity embedded deep forest. *Bioinformatics*, 36(9):2805–2812, 2020.
- [30] Thomas Wolf, Lysandre Debut, Victor Sanh, Julien Chaumond, Clement Delangue, Anthony Moi, Pierric Cistac, Tim Rault, Rémi Louf, Morgan Funtowicz, et al. Huggingface’s transformers: State-of-the-art natural language processing. *arXiv preprint arXiv:1910.03771*, 2019.
- [31] Victor Sanh, Lysandre Debut, Julien Chaumond, and Thomas Wolf. Distilbert, a distilled version of bert: smaller, faster, cheaper and lighter. *arXiv preprint arXiv:1910.01108*, 2019.
- [32] Jinhyuk Lee, Wonjin Yoon, Sungdong Kim, Donghyeon Kim, Sunkyu Kim, Chan Ho So, and Jaewoo Kang. Biobert: a pre-trained biomedical language representation model for biomedical text mining. *Bioinformatics*, 36(4):1234–1240, 2020.
- [33] Emily Alsentzer, John R Murphy, Willie Boag, Wei-Hung Weng, Di Jin, Tristan Naumann, and Matthew McDermott. Publicly available clinical bert embeddings. *arXiv preprint arXiv:1904.03323*, 2019.
- [34] Fei Li, Meishan Zhang, Guohong Fu, and Donghong Ji. A neural joint model for entity and relation extraction from biomedical text. *BMC bioinformatics*, 18(1):1–11, 2017.
- [35] Jenny Copara, Julien Knafo, Nona Naderi, Claudia Moro, Patrick Ruch, and Douglas Teodoro. Contextualized french language models for biomedical named entity recognition. In *6e conférence conjointe Journées d’Études sur la Parole (JEP, 33e édition), Traitement Automatique des Langues Naturelles (TALN, 27e édition), Rencontre des Étudiants Chercheurs en Informatique pour le Traitement Automatique des Langues (RÉCITAL, 22e édition). Atelier DÉfi Fouille de Textes*, pages 36–48. ATALA; AFCP, 2020.
- [36] Shaohua Jiang, Shan Zhao, Kai Hou, Yang Liu, Li Zhang, et al. A bert-bilstm-crf model for chinese electronic medical records named entity recognition. In *2019 12th International Conference on Intelligent Computation Technology and Automation (ICICTA)*, pages 166–169. IEEE, 2019.
- [37] Guillaume Lample, Miguel Ballesteros, Sandeep Subramanian, Kazuya Kawakami, and Chris Dyer. Neural architectures for named entity recognition. *arXiv preprint arXiv:1603.01360*, 2016.
- [38] Alan Akbik, Duncan Blythe, and Roland Vollgraf. Contextual string embeddings for sequence labeling. In *Proceedings of the 27th international conference on computational linguistics*, pages 1638–1649, 2018.
- [39] Xuezhe Ma and Eduard Hovy. End-to-end sequence labeling via bi-directional lstm-cnns-crf. *arXiv preprint arXiv:1603.01354*, 2016.
- [40] Shanchuan Wu and Yifan He. Enriching pre-trained language model with entity information for relation classification. In *Proceedings of the 28th ACM international conference on information and knowledge management*, pages 2361–2364, 2019.
- [41] Linlin Wang, Zhu Cao, Gerard De Melo, and Zhiyuan Liu. Relation classification via multi-level attention cnns. In *Proceedings of the 54th Annual Meeting of the Association for Computational Linguistics (Volume 1: Long Papers)*, pages 1298–1307, 2016.
- [42] Joohong Lee, Sangwoo Seo, and Yong Suk Choi. Semantic relation classification via bidirectional lstm networks with entity-aware attention using latent entity typing. *Symmetry*, 11(6):785, 2019.
- [43] Minguang Xiao and Cong Liu. Semantic relation classification via hierarchical recurrent neural network with attention. In *Proceedings of COLING 2016, the 26th International Conference on Computational Linguistics: Technical Papers*, pages 1254–1263, 2016.

- [44] Markus Eberts and Adrian Ulges. An end-to-end model for entity-level relation extraction using multi-instance learning. *arXiv preprint arXiv:2102.05980*, 2021.
- [45] Mandar Joshi, Omer Levy, Daniel S Weld, and Luke Zettlemoyer. Bert for coreference resolution: Baselines and analysis. *arXiv preprint arXiv:1908.09091*, 2019.
- [46] Liyan Xu and Jinho D Choi. Revealing the myth of higher-order inference in coreference resolution. *arXiv preprint arXiv:2009.12013*, 2020.
- [47] Mandar Joshi, Danqi Chen, Yinhan Liu, Daniel S Weld, Luke Zettlemoyer, and Omer Levy. Spanbert: Improving pre-training by representing and predicting spans. *Transactions of the Association for Computational Linguistics*, 8:64–77, 2020.
- [48] Alistair EW Johnson, Tom J Pollard, Lu Shen, H Lehman Li-Wei, Mengling Feng, Mohammad Ghassemi, Benjamin Moody, Peter Szolovits, Leo Anthony Celi, and Roger G Mark. Mimic-iii, a freely accessible critical care database. *Scientific data*, 3(1):1–9, 2016.
- [49] José Guia, Valéria Gonçalves Soares, and Jorge Bernardino. Graph databases: Neo4j analysis. In *ICEIS (I)*, pages 351–356, 2017.