

# Tokenization Preference for Human and Machine Learning Model: An Annotation Study

Tatsuya Hiraoka      Tomoya Iwakura

Fujitsu Limited

{hiraoka.tatsuya, iwakura.tomoya}@fujitsu.com

## Abstract

Is preferred tokenization for humans also preferred for machine-learning (ML) models? This study examines the relations between *preferred tokenization* for humans (appropriateness and readability) and one for ML models (performance on an NLP task). The question texts of the Japanese commonsense question-answering dataset are tokenized with six different tokenizers, and the performances of human annotators and ML models were compared. Furthermore, we analyze relations among performance of answers by human and ML model, the appropriateness of tokenization for human, and response time to questions by human. This study provides a quantitative investigation result that shows that preferred tokenizations for humans and ML models are not necessarily always the same. The result also implies that existing methods using language models for tokenization could be a good compromise both for human and ML models.

## 1 Introduction

Tokenization is an fundamental preprocessing step that has a considerable effect on the performance of NLP systems such as text classification models. The existing literature concludes that we can obtain performance improvement by selecting an appropriate tokenization method for the downstream task or model (Hiraoka et al., 2019; Bostrom and Durrett, 2020; Shin et al., 2020). Recent work introduces methods that automatically select appropriate tokenizations for improving the performance of machine-learning (ML) models (Salesky et al., 2020; He et al., 2020; Hiraoka et al., 2020, 2021).

Although previous work attempts to find appropriate tokenization for the ML model, it does not address or discuss whether such tokenization is preferred for humans (Figure 1), especially from the quantitative viewpoint. Some tokenization-related studies provide the statistical features of

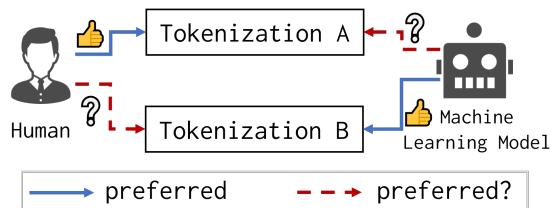


Figure 1: We investigate whether a preferred tokenization for ML model might not always be the same as one for humans and vice versa.

tokenization that improve the ML performance (Provilkov et al., 2020; Gowda and May, 2020; Hiraoka, 2022; Zouhar et al., 2023). A study on optimizing tokenization provides small qualitative observation that the obtained tokenization examples appear inappropriate for readability (Hiraoka et al., 2021). However, these works do not sufficiently discuss the preference of tokenization for humans and the use of human knowledge for further improvement. We think that the investigation of tokenization preference for humans and ML models will provide insights into construction of tokenizers yielding preferred tokenization both for human and machine, also from the viewpoint of human-centered AI and human alignment.

This study provides a quantitative analysis of the relation between preferred tokenization for humans and ML models. Focusing on the Japanese commonsense question-answering (JCommonsenseQA) in JGLUE (Kurihara et al., 2022), we compared six tokenization methods (Table 1) from the viewpoint of humans and ML performance. As for the performance of ML models, we assessed accuracy of models on the QA dataset with different tokenizations. As for the performance of human, we collected the following three annotations with different tokenizations: 1) the appropriateness of the tokenization results of the question text by ranking, 2) the accuracy of human response on the QA dataset, and 3) the

Method	Tokenization
MeCab	もの_を_入れる_容器_を_なんと_言う_?
Unigram	もの_を_入れる_容器_を_なん_と言う_?
BPE	ものを_入れる_容器_を_なん_と言う_?
MaxMatch	ものを_入れる_容器_を_なん_と言う_?
OpTok	もの_を_入れる_容器_を_なん_と言う_?
Random	も_の_を_入_れ_る_容_器_を_なん_と_言_う_?

Table 1: Tokenization examples. “\_” indicates the token boundaries. The text means “What do you call a container that holds things?”.

response time for answering to each question.

Our contribution is to provide a quantitative analysis method and its results for further discussion on the tokenization preference for humans and machines. The investigation result shows that preferred tokenization for humans is not necessarily equivalent to preferred tokenization for ML models and vice versa. The investigation result also shows that existing work language model-based tokenization and the method optimizing tokenization without referencing human knowledge could be an appropriate setting on this research task setting.

## 2 Related Work

Word segmentation is regarded in the NLP field as a task to reproduce hand-crafted word boundaries for unsegmented languages such as Chinese (Sproat et al., 1996; Xue, 2003; Peng et al., 2004; Goldwater et al., 2009; Mochihashi et al., 2009; Zheng et al., 2013). In the neural era, word segmentation (or tokenization) is considered as a preprocessing step for neural networks (Sennrich et al., 2016; Kudo and Richardson, 2018; Song et al., 2021), which is not limited to hand-crafted word boundaries but seeking appropriate tokenization specialized to ML models. Recent studies propose methods to find tokenizations for improving the downstream tasks (He et al., 2020; Hiraoka et al., 2020, 2021). We examined the relation between tokenization preference for humans and ML models, which is not focused on by the existing research.

In the linguistic literature, *word* is defined as an independent, inseparable, meaningful, and smallest unit (Marchand, 1969). A word boundary is discussed from phonological word and grammatical word (Dixon and Aikhenvald, 2003) for languages that do not have orthographic word boundaries indicated with whitespaces. This study provides the first-step investigation in bridging the discussion of tokenization in NLP and word boundary in linguistics by analyzing the preference of tokenization for

humans and ML models.

Recent work (Beinborn and Pinter, 2023) provides an analysis of response times and accuracy of a lexical decision task by human, which uses the similar method to our work. Our work is different from their work in that we focus on the sentence-level tokenization in Japanese, which is much sensitive against tokenization difference because it does not use whitespaces indicating word boundaries

## 3 Experimental Settings

### 3.1 Dataset

In this research, JCommonsenseQA in JGLUE (Kurihara et al., 2022) was used to investigate the preference of tokenization. This is a dataset for a question–answering task of Japanese commonsense with one question text and five word choices. The training split includes 8,939 questions and the validation split includes 1,119 questions (10,058 questions in total). The original data splits were used in this experiment. The test split was unavailable at the time of the experiment.

We chose this dataset because unlike English, Japanese texts are written without whitespaces to indicate word boundaries. Therefore, the Japanese text can be tokenized in various ways with the differences in tokenization having a greater effect on the preference for human and ML model. Moreover, unlike other Asian languages such as Chinese and Korean, most Japanese text includes several types of characters that have different information granularity (e.g., *hiragana*, *katakana* and *kanji*<sup>1</sup>). We consider that these characteristics of Japanese would bring a clear difference of the tokenization effect on preference.

We selected the commonsense QA task because annotators can answer the questions without any special knowledge. Therefore, we can easily compare human and ML model performances. The task is neither too easy for machines nor too difficult for humans. This keeps the experiment from the external effects such as ML models solving the task only from the information of a few tokens (e.g., emotion classification can be solved from some polarity tokens) and human annotators cannot solve the task owing to the lack of special knowledge.

In addition to the QA dataset, we used a Japanese

<sup>1</sup>*Hiragana* and *katakana* are phonograms that do not have any meaning by itself (e.g., “も” in Table 1 pronounced as “mo”). Conversely, *kanji* is an ideograph that has meaning (e.g., “入” pronounced as “i” means “put-in” by itself).

	MeCab	Unigram	BPE	MaxMatch	OpTok	Random
<b>Size of Vocabulary</b>						
# of Vocab in Tokenizer	-	64,000	64,000	64,000	64,000	-
# of Vocab in Train	8,658	11,172	11,534	12,090	10,709	17,473
# of Vocab in Valid	2,459	3,141	3,321	3,431	3,021	3,949
# of Vocab in Total	9,267	11,921	12,292	12,890	11,440	19,077
<b>Tokenization Length</b>						
Train	10.22	8.04	7.79	<u>7.73</u>	8.41	<b>10.59</b>
Valid	10.17	8.00	7.78	<u>7.72</u>	8.35	<b>10.49</b>
Total	10.21	8.03	7.79	<u>7.73</u>	8.40	<b>10.58</b>
<b>Entropy</b>						
Train	<u>8.27</u>	9.68	10.18	10.23	9.35	<b>10.39</b>
Valid	<u>7.90</u>	9.06	9.51	9.54	8.78	<b>9.75</b>
Total	<u>8.29</u>	9.71	10.20	10.25	9.38	<b>10.43</b>

Table 2: Statistics of each tokenization method. Size of vocabulary, averaged token length, and entropy are measured after tokenizing each data split with the tokenizers. Bold and underline indicate the highest and lowest value among each row, respectively.

Wikipedia dump<sup>2</sup> to train several unsupervised tokenizers and to pretrain the module to calculate token embeddings from characters mentioned in the following sections (§3.2 and §5).

### 3.2 Compared Tokenizations

We compared six tokenization methods: dictionary-based tokenization (**MeCab**), unsupervised tokenization (**Unigram**, **BPE**, **MaxMatch**), a method optimizing tokenization to a ML model (**OpTok**), and random tokenization (**Random**). We provide their information as the following.

**MeCab:** We used MeCab (Kudo, 2006) for tokenization using a hand-crafted word dictionary. For the dictionary, we used UniDic<sup>3</sup> with which we obtain tokenization including many shorter tokens compared to other dictionaries (e.g., IPAdic<sup>4</sup> and mecab-ipadic-NEologd (Sato, 2015)). We expect that this tokenization should be the most preferable (appropriate) for humans among the compared methods because it uses hand-crafted dictionary.

**Unigram:** We used SentencePiece (Kudo and Richardson, 2018) with “Unigram-mode”. The tokenizer is trained to increase the likelihood of tokenization with the unigram language model.

**BPE:** Byte-pair encoding (BPE) recursively merges tokens to make tokenization. We used the “BPE-mode” of SentencePiece (Kudo and Richardson, 2018) for BPE tokenization.

**MaxMatch:** A maximum matching-based tokenizer (Song et al., 2021) greedily tokenizes the input text with a vocabulary from the beginning to

the end. We used BertTokenizer known as WordPiece for this tokenization method.

**OpTok:** OpTok (Hiraoka et al., 2021) is a method for seeking appropriate tokenization for a ML model. We used this method to the already trained QA model to obtain the optimized tokenization. Because OpTok is based on the Unigram-based tokenizer, its vocabulary is completely the same to that of Unigram but tokenization is different.

**Random:** We tokenize an input text into tokens from the begging to the end by randomly sampling the length of the token. We counted the frequency of token lengths in the MeCab-tokenized Japanese Wikipedia data, and then used the token length distribution for the random sampling of length in the random tokenization. We expect a randomly tokenized sequence to be the least preferable for both humans and ML models.

We set the number of tokens in the vocabulary to 64,000 for the unsupervised methods,<sup>5</sup>. Then we built the tokenization models with the Japanese Wikipedia. We did not use the training split of JCommonsenseQA to build the tokenization model because recent NLP systems usually utilize a tokenizer that is trained on an outside large corpus (e.g., the tokenizer bundled with large language models like BERT<sub>base</sub> (Devlin et al., 2018)). Table 1 shows the tokenization examples for each method introduced herein.

Table 2 summarizes the statistics of tokenization obtained from each method. The top part of the table named “Size of Vocabulary” shows the number of token types that appear in the training, valida-

<sup>2</sup><https://dumps.wikimedia.org/jawiki/20220820/>

<sup>3</sup>[https://clrd.ninjal.ac.jp/unidic/about\\_unidic.html](https://clrd.ninjal.ac.jp/unidic/about_unidic.html)

<sup>4</sup><https://ja.osdn.net/projects/ipadic/>

<sup>5</sup>In order to obtain similar total number of tokens on the QA corpus by each tokenization method, we selected the vocabulary size because the size leads to almost same total number of tokens of MeCab on the corpus.

---

**Result:** The order can be changed by drag & drop.

---

**Choices:** Click on the ones you think are appropriate tokenization and put them in order in the "Result" part.

- 1 火を\_起こす\_と\_あら\_われ\_る\_も\_く\_もく\_する\_もの\_は\_?
- 2 火\_を\_起こす\_と\_あら\_われる\_も\_く\_もく\_する\_もの\_は\_?
- 3 火\_を\_起こす\_と\_あら\_われ\_る\_も\_く\_もく\_する\_もの\_は\_?
- 4 火\_を\_起こ\_す\_と\_あら\_われ\_る\_も\_く\_もく\_する\_もの\_は\_?
- 5 火\_を\_起こす\_と\_あら\_われ\_る\_も\_く\_もく\_する\_もの\_は\_?
- 6 火\_を\_起こす\_と\_あら\_われ\_る\_も\_く\_もく\_する\_もの\_は\_?

Figure 2: Annotation tool for ranking readability. The Japanese text means “What is that smoldering thing that appears when you build a fire?”. UI instruction texts are translated into English for the explanation.

tion, and entire corpus of JCommonsenseQA, in addition to the size of vocabulary of unsupervised methods. The middle part of the table named “Tokenization Length” reports the average number of tokens comprising question texts tokenized by each method. The bottom of the table named “Entropy” shows the entropy of tokenization that is measured by counting tokens in each split<sup>6</sup>. Lower entropy indicates the peaky distribution of token frequency.

## 4 Tokeniation Preference Annotation

We collected information about tokenization preference for humans by annotation. Herein, we conducted the annotation for the entire samples of a question–answering task, JCommonsenseQA (See §3.1), from two perspectives: appropriateness ranking (§4.1) and the actual human response to the QA (§4.2). All annotations were conducted using a crowdsourcing service. Further, we selected annotation clues that are not specialists in linguistics to prevent the result from being affected by the special knowledge of each annotator.

### 4.1 Appropriateness Ranking

Ranking annotation of the tokenization appropriateness is the simplest way to collect differences of preference in tokenization. The annotators were given a maximum of six different tokenizations of each question text in the dataset. The annotators were then instructed to sort the tokenizations into the order of appropriateness. Figure 2 shows a screenshot of the annotation tool. Notably, the tokenizations were shown in the shuffled order for

<sup>6</sup>We constructed a new unigram language model by counting the frequency of tokens in each split and calculated the perplexity of the language model on the split.

each annotation sample. We focused on only question texts of the QA dataset for the annotation because all the answer choices are single words or very short phrases with few tokenization candidates (see choices in the center box of Figure 3). In this annotation, a single annotator is assigned to conduct the ranking of the entire dataset. Besides, other two annotators are assigned for the validation split of the dataset. In other words, the training split has a single annotation and the validation split has three annotations.

### 4.2 Answering Bag-of-Words Questions

The result of the annotation method in §4.1 may be inconsistent because it has been difficult to define what is appropriate tokenization in this research. In fact, the obtained annotation faced this problem (see §6.2). Moreover, the annotation results would strongly depend on the linguistic knowledge of the annotator even if they are not a linguistic specialist. For example, if the annotator knows a discussion of morphology, they will assign the morphologically reasonable tokenization as the appropriate tokenization. However, herein, we need to collect tokenizations that are preferred to solve the downstream task (i.e., QA) for humans to compare them with preferred tokenization for ML models. Considering this point, the annotation collected in §4.1 is not yet sufficient.

To accomplish this goal, we additionally collected the actual answers to the questions and the response time by annotators<sup>7</sup>. Annotators were given a question and buttons with answer choices, and they are instructed to select one choice that is suitable to the given question. We cannot collect the difference in response caused by tokenization if we simply show the tokenized question to the annotators like the ranking annotation because annotators easily understand the meaning regardless of the tokenization difference. For example, when a text “interesting” is tokenized in two ways and shown in the original token order: “inter\_est\_ing” and “int\_eres\_ting”, English native speakers can easily reproduce the original meaning. Therefore, as shown in the left-box of Figure 3, we shuffled the token order of the question text such as “est\_ing\_inter” and “eres\_int\_ting”. From the above, we hypothesized that if a text is appropriately tokenized, humans can reproduce the original

<sup>7</sup>We followed the existing work that collects annotation using texts and images (Ma et al., 2022)





Figure 3: Annotation tool for the bag-of-words question (left), answer candidates (center), and other UI buttons (right). The original order of the Japanese text is “晴れて\_いる時\_に\_突然\_降る弱い\_雨の\_ことをな\_んとい\_う?” (random tokenization) meaning “What do you call a weak rain that suddenly falls during a sunny day?”. The correct answer is “狐の嫁入り” meaning “Fox’s Wedding”. The texts on the UI buttons are translated into English for the explanation.

meaning of the text even if the word order of the text is shuffled.

The setting of token shuffling can be seen as the bag-of-words setting of the QA task for human annotators because the information on the token order is removed. This allows us to compare the results of human and ML methods in a fairer environment for the bag-of-words model.

In addition to the answers by annotators, we also measured the response time from the appearance of the annotation page to the pushing of the button of choices<sup>8</sup>. Based on the above hypothesis, we expect that the response time for the more appropriate tokenization will be shorter.

We were unable to monitor every action of the work because we used crowdsourcing for the annotation. Therefore, herein, the annotation of response time that is longer than 30 s was removed<sup>9</sup> because annotators might leave the annotation screen untouched for these questions.

Six annotators worked on the annotation of the bag-of-words QA task. To remove the effect of annotation caused by individual differences between annotators, we assigned all tokenization variations of each question to a single annotator. In other words, a single annotator answers to the six different tokenization (i.e., MeCab, Unigram, BPE, MaxMatch, OpTok, and Random) for each question. This causes a problem that the annotator can memorize the contents and answers to the questions because the annotator would annotate the same

<sup>8</sup>The end point of response time is measured at the moment of the final push of a choice button, instead of pushing “Save & Next”. We ignored the pushes of the button before the final choice because annotators sometimes push some buttons without any meaning.

<sup>9</sup>Native Japanese speakers can answer most questions in this dataset around 5 s. Even for the question with a long text, it takes around 15 s (Figure 5).

question up to six times with different tokenization results. To alleviate this issue, we gave the same question to the annotator with some intervals (averaged 1591.8 questions). All the data samples (10,058 questions) are answered by two different annotators.

## 5 QA Architecture

The purpose of this study is to examine and compare the preference of tokenization between humans and ML models. As the first step of this investigation, we use simpler architectures for the QA model. Herein, we used two simple QA methods: (1) a bag-of-words-based method (Boyd-Graber et al., 2012) and (2) a BiLSTM-based method (Hochreiter and Schmidhuber, 1997; Graves and Schmidhuber, 2005).

Given a question comprising  $N$  tokens  $q = w_1, \dots, w_N$ , we calculate the probability  $p(a|q)$  that a choice  $a$  is the answer of  $q$  as the following:

$$\mathbf{v}_q = g(f(\mathbf{v}_{w_1}, \dots, \mathbf{v}_{w_N})), \quad (1)$$

$$p(a|q) \sim \mathbf{v}_q^\top \mathbf{v}_a, \quad (2)$$

where  $f(\cdot)$  is an encoder and  $g(\cdot)$  is an MLP that transforms the output of the encoder into the size of token vectors.  $\mathbf{v}_{w_n}$  and  $\mathbf{v}_a$  are token vectors correspond to  $w_n$  and  $a$ , respectively.

We use the  $f_{\text{BoW}}$  and  $f_{\text{BiLSTM}}$  as  $f(\cdot)$  above for the bag-of-words-based QA system and the BiLSTM-based QA system, respectively.

$$f_{\text{BoW}}(\mathbf{v}_{w_1}, \dots, \mathbf{v}_{w_N}) = \frac{\sum_{w \in s} \mathbf{v}_w}{N}, \quad (3)$$

$$\begin{aligned} f_{\text{BiLSTM}}(\mathbf{v}_{w_1}, \dots, \mathbf{v}_{w_N}) \\ = h(\text{BiLSTM}_{\text{QA}}(\mathbf{v}_{w_1}, \dots, \mathbf{v}_{w_N})), \end{aligned} \quad (4)$$

where  $\text{BiLSTM}_{\text{QA}}(\cdot)$  is a function that yields time step-wise output of a BiLSTM layer, and  $h(\cdot)$  is the maximum pooling of the BiLSTM outputs.

We calculate the token vectors  $\mathbf{v}_{w_n}$  and  $\mathbf{v}_a$  from the character embeddings (Lample et al., 2016; Wang and Xu, 2017) because we need to exclude non-tokenization factors that might affect the performance. Specifically, we use the same method to obtain token embeddings with the same character embeddings over different tokenizations. The token vector  $\mathbf{v}_w$  composed of  $M$  characters  $w = c_1, \dots, c_M$  is calculated as follows:

$$\mathbf{v}_w = h(\text{BiLSTM}_{\text{emb}}(\mathbf{v}_{c_1}, \dots, \mathbf{v}_{c_M})), \quad (5)$$

where  $\mathbf{v}_{c_m}$  is a word embedding corresponding to the  $m$ -th character  $c_m$ . Similarly, we calculate the token vector  $\mathbf{v}_a$  corresponding to the answer choice  $a$ . Figure 4 outlines this calculation.

The size of the embedding  $\mathbf{v}_c$  was 256. We set the size of hidden vectors of  $\text{BiLSTM}_{\text{emb}}$  and  $\text{BiLSTM}_{\text{QA}}$ , and the size of  $\mathbf{v}_w$  as 1,024. We used a single-layered BiLSTM for both  $\text{BiLSTM}_{\text{emb}}$  and  $\text{BiLSTM}_{\text{QA}}$ . The encoders  $f_{\text{BoW}}$ ,  $f_{\text{BiLSTM}}$ , and the MLP  $g$  were trained on the training split. We pretrained  $\mathbf{v}_{c_m}$  and  $\text{BiLSTM}_{\text{emb}}$  on the entire data of the Japanese Wikipedia in the same manner as the character-level bidirectional modeling (Peters et al., 2018), and they were frozen in the training of the QA task. We used cross-entropy loss and Adam (Kingma and Ba, 2014) for the training of the QA task. The QA models were trained in a maximum of 30 epochs, and we selected the best-performing model on the validation split.

## 6 Result and Analysis

### 6.1 Overview of Result

Table 3 summarizes the experimental results with QA models and annotators. ‘‘Accuracy of Machine’’ in the table shows the experimental results of QA models with bag-of-words (BoW) and BiLSTM on the validation split for three runs. The machine-learning model trained with unsupervised-based tokenization (i.e., Unigram, BPE, MaxMatch, and OpTok) showed higher accuracy compared to the models with MeCab and Random.

The second part named ‘‘Appropriateness’’ shows the ranking annotation result of the training, validation, and entire splits (§4.1). We showed the averaged ranks of each method. Notably, some question texts are tokenized in the same way by several tokenization methods (e.g., Unigram and

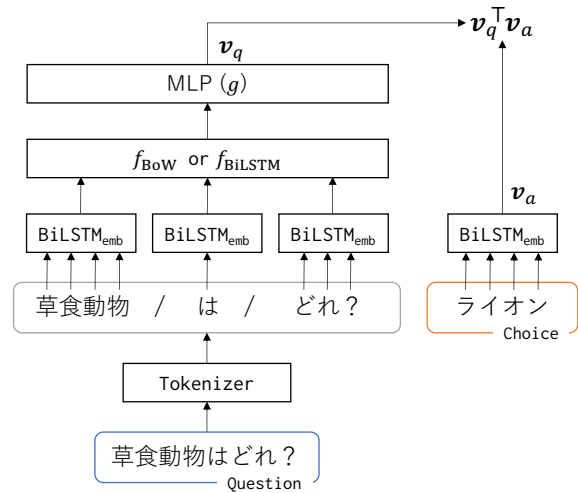


Figure 4: Outline of the QA system using bag-of-words (BoW) or BiLSTM to calculate the score for the question ‘‘草食動物はどれ?’’ (which animals are herbivores?) and the choice ‘‘ライオン’’ (lion).

BPE yield the same tokenization for a text in some cases). We assigned the same ranking score for such tokenization samples. The best appropriateness was obtained with MeCab in most cases.

The third and fourth parts show the accuracy of human and the response time for the annotation, respectively (§4.2). The highest accuracy by annotators on the validation split was 97.5 with MeCab tokenization. Considering the annotation environment, where tokens in the question texts are shown in the shuffled order, this performance is reasonable when compared with the officially reported human accuracy: 98.6 (Kurihara et al., 2022).

We show the response time for all answers and the one only for correctly answered samples. The result shows that the correctly answered samples took shorter response time compared to the entire samples. This implies that understandable tokenization contributes to the shorter response time, and this supports our assumption.

From these results, we see that MeCab with a handcrafted dictionary is the most preferred for human as for accuracy, whereas unsupervised methods lead to the higher accuracy for the ML models. Therefore, we conclude that preferred tokenization for humans is not necessarily equivalent to one for ML models and vice versa. On the other hand, interestingly, we also observe that the response time for MeCab tokenization was not the shortest, which does not match the result of accuracy. We further delve into the results in the following subsections.

	MeCab	Unigram	BPE	MaxMatch	OpTok	Random
<b>Accuracy of Machine (%)</b>						
BoW: Valid	42.48	43.97	<b>44.15</b>	43.61	43.37	<u>41.94</u>
BiLSTM: Valid	44.06	<b>44.80</b>	44.53	44.74	44.30	<u>42.39</u>
<b>Appropriateness (rank)</b>						
Annotator1: Train	<u>1.64</u>	2.74	3.23	3.02	2.54	<b>5.59</b>
Annotator1: Valid	3.63	<u>1.94</u>	2.37	2.39	2.68	<b>5.69</b>
Annotator1: Total	<u>1.86</u>	<u>2.65</u>	3.14	2.95	2.55	<b>5.61</b>
Annotator2: Valid	<u>2.34</u>	<u>2.53</u>	<u>2.95</u>	<u>2.74</u>	<u>2.61</u>	<b>5.53</b>
Annotator3: Valid	<u>2.41</u>	2.59	2.88	2.64	2.67	<b>5.50</b>
<b>Accuracy of Human (%)</b>						
Annotator1: Train	<b>93.90</b>	93.85	93.89	93.68	93.69	<u>93.23</u>
Annotator1: Valid	<b>97.50</b>	97.41	97.32	97.50	<u>97.05</u>	97.23
Annotator1: Total	<b>94.30</b>	94.25	94.27	94.10	94.06	<u>93.67</u>
Annotator2: Train	<u>96.08</u>	<u>96.04</u>	<u>95.86</u>	<b>96.14</b>	<u>95.97</u>	<u>95.65</u>
Annotator2: Valid	<b>93.66</b>	92.94	92.94	93.03	93.12	<u>92.94</u>
Annotator2: Total	<b>95.81</b>	95.69	95.54	95.79	95.66	<u>95.35</u>
<b>Response Time (sec. for all / correct answers)</b>						
Annotator1: Train	6.15 / 5.65	6.06 / 5.56	6.13 / 5.63	6.12 / 5.61	<u>6.05 / 5.53</u>	<b>6.99 / 6.36</b>
Annotator1: Valid	5.47 / 5.29	<u>5.44 / 5.25</u>	5.50 / 5.30	5.59 / 5.39	5.48 / 5.24	<b>6.47 / 6.28</b>
Annotator1: Total	6.07 / 5.61	<u>5.99 / 5.52</u>	6.06 / 5.59	6.06 / 5.58	<u>5.99 / 5.50</u>	<b>6.93 / 6.35</b>
Annotator2: Train	<u>5.08 / 4.75</u>	<u>5.06 / 4.75</u>	<u>5.09 / 4.77</u>	<u>5.09 / 4.79</u>	<u>5.11 / 4.78</u>	<b>5.68 / 5.33</b>
Annotator2: Valid	6.08 / 5.29	<u>6.03 / 5.36</u>	6.11 / 5.37	6.04 / 5.36	6.05 / 5.46	<b>6.53 / 5.87</b>
Annotator2: Total	5.19 / 4.84	<u>5.17 / 4.82</u>	5.20 / 4.84	5.20 / 4.86	5.21 / 4.86	<b>5.78 / 5.39</b>

Table 3: Performance of machine learning models and annotation results for the JCommonsenseQA dataset with six tokenizers. The highest and lowest values in each row are highlighted with bold and underline, respectively.

## 6.2 Machine Accuracy vs. Appropriateness

“Accuracy of Machine” in Table 3 shows that the performance of the BoW scores the best with BPE, and second with Unigram. The BiLSTM-based model performs best with Unigram and MaxMatch. The scores of both QA models for Random and MeCab tokenization have considerably decreased.

The result of annotation in “Appropriateness” shows that the question texts tokenized with MeCab are annotated as the most appropriate in most splits by each annotator. Because MeCab is the tokenizer that uses the hand-crafted dictionary, the result is equivalent to what we expected as the hypothesis (§3.2). Unigram and OpTok tend to be selected as second and third appropriate tokenizations. This shows that tokenization methods with the language model are preferred for humans among other tokenization methods (i.e., BPE and MaxMatch). This seems to be related to the existing report that tokenization yielded by a tokenizer based on a language model match the ones by humans even in the environment of unsupervised word segmentation (Mochihashi et al., 2009).

The performance of QA models with MeCab is the second lowest result for both BoW and BiLSTM, while MeCab is the most appropriate tokenization for humans by a large margin. This result shows that preferred tokenization for the ML model differs from the most preferred one for hu-

mans. With the exception of MeCab, Unigram is selected as the appropriate tokenization in many samples by humans and it also improves the ML performance. This implies that Unigram could be a good compromise between humans and machine preference of tokenization.

One remarkable point of the human annotation is that “Appropriateness” of MeCab on the validation split by Annotator1 was the most inappropriate among the methods excluding Random, in contrast to the overall tendency. We discovered that this is caused by the annotation inconsistency. The standard for what constitute appropriate tokenization was gradually shifted in the annotation, especially in the last part, which includes the validation samples. This fact indicates the difficulty to define what is appropriate tokenization. Facing to this problem, we additionally hired two other annotators as Annotator2 and 3, and collect ranking annotation for the validation split. From the result by three annotators, we can finally say that MeCab could be the most appropriate tokenization for human.

## 6.3 Accuracy of Human vs. Machine

The accuracy of humans reported in “Accuracy of Human” in Table 3 does not show a considerable difference among tokenization methods. However, the performance for Random is relatively lower than the other methods. This tendency is similar to the performance of ML models shown in “Accuracy

of Machine”. We think that the dataset is easy to solve even when the tokens of texts are shuffled.

Although we did not see the remarkable differences in human performance, MeCab showed the highest accuracy for both annotators in total. This trend is different from the ML models whose scores with MeCab were lower than most tokenization methods, implying mismatching of tokenization preference between human and machine.

#### 6.4 Relation between Answer Time and Tokenization

We observed small differences in the accuracy by human for different tokenizations (§6.3). We examine tokenization acceptability from the viewpoint of the response time (Beinborn and Pinter, 2023).

“Response Time” in Table 3 shows that the response time for the question was short when the question text is tokenized with Unigram. This result demonstrates that human annotators can quickly respond to the question that is tokenized with language model-based tokenizers. Unigram-based method, OpTok, also contributes to the shorter response time. OpTok tends to cut off function words like postposition particles compared to the tokenization of Unigram (Hiraoka et al., 2021). This could make the shuffled tokenization easier to be reconstructed into the original meaning and contribute to a faster response.

Random tokenization considerably increases the response time particularly long in all data splits. This indicates that the random tokenization is not appropriate to understand the question because it is difficult for annotators to reconstruct the original meaning of question texts from the shuffled tokens.

Interestingly, the response time for MeCab tokenization is not the shortest in many cases. This result could be owing to the feature of MeCab tokenization that produces longer sequences (“Tokenization Length” in Table 2). When the question text is tokenized into many numbers of tokens and is shuffled, annotators need a much longer time to reconstruct the original token order. The correlation coefficient between the response time and tokenization length was 0.22, indicating a weak positive correlation. We visualized the relation between tokenization length and response time for entire annotations as the box plot in Figure 5.

Moreover, there is another fact that the response speed for OpTok was the shortest for Annotator1 while the tokenization length of OpTok is relatively long. Therefore, we consider that there are other

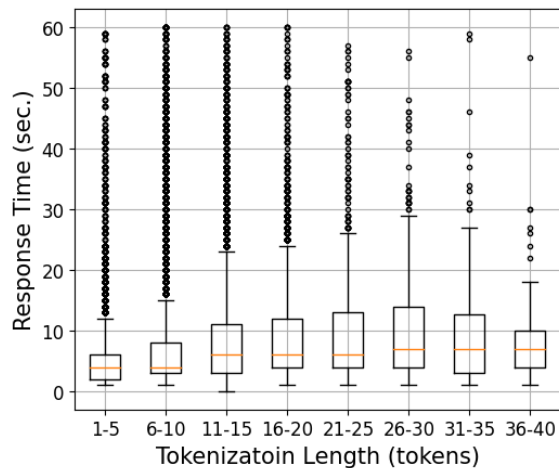


Figure 5: The box plot for the relation between tokenization length and response time over all annotation results. We measured it for entire annotations mixing all tokenizers but excluded the sample whose response time is longer than 60 s.

reasons that affect the response time other than the tokenization length. For example, the annotators might think deeply because they can understand the meaning of questions with MeCab, resulting in a lengthy response time. The MeCab tokenization includes a much larger numbers of appropriate tokens, and annotators can consider many possibilities of choices, while they might select choices by their intuition without thinking anything for the inappropriately tokenized questions.

## 7 Conclusion

This study examines preferred tokenization for human and ML models. The tokenization preference was determined using the QA dataset and tokenizing the question texts with the six tokenization. The annotation result quantitatively shows that preferred tokenization for ML models is not necessarily the same as the one for humans. Our contribution is to provide a quantitative examination of the intuition of the difference in preferred tokenization between humans and ML models.

This study still faces some unaddressed challenges. For example, the annotation schema can be improved to increase the difference in human accuracy because we did not find considerable differences among tokenizations. Some possible ways are to collect the answers by showing shuffled tokens of question texts in a flash card manner or by using eye-tracking systems. This study is the first step to conduct such the advanced investigation.



## Limitation

The scope of this study is limited to Japanese QA dataset for the reasons explained in §3.1. There is room for research in other languages and tasks (e.g., Chinese sentiment classification). The QA architecture is limited to basic methods (i.e., BoW and BiLSTM). Further, this paper focuses on six tokenization methods (i.e., MeCab, Unigram, BPE, MaxMatch, OpTok, and Random). We think these tokenization methods are well known and widely used for current NLP fields.

## Ethics Statement

For the further discussion with NLP researchers, we will open the corrected annotation as publicly available resource. For the annotation, we recruited workers via a crowdsourcing service. The purpose of annotation was told before work. The payment was determined depending on the wage standard in the authors' country.

## Acknowledgement

This work was supported by JST, ACT-X Grant Number JPMJAX21AM, Japan.

## References

- Lisa Beinborn and Yuval Pinter. 2023. [Analyzing cognitive plausibility of subword tokenization](#). In *Proceedings of the 2023 Conference on Empirical Methods in Natural Language Processing*, pages 4478–4486, Singapore. Association for Computational Linguistics.
- Kaj Bostrom and Greg Durrett. 2020. Byte pair encoding is suboptimal for language model pretraining. In *Findings of ACL: EMNLP 2020*, pages 4617–4624.
- Jordan Boyd-Graber, Brianna Satinoff, He He, and Hal Daumé III. 2012. [Besting the quiz master: Crowdsourcing incremental classification games](#). In *Proceedings of the 2012 Joint Conference on EMNLP and CoNLL*, pages 1290–1301, Jeju Island, Korea. Association for Computational Linguistics.
- Jacob Devlin, Ming-Wei Chang, Kenton Lee, and Kristina Toutanova. 2018. Bert: Pre-training of deep bidirectional transformers for language understanding. *arXiv preprint arXiv:1810.04805*.
- Robert MW Dixon and Alexandra Y Aikhenvald. 2003. *Word: A cross-linguistic typology*. Cambridge University Press.
- Sharon Goldwater, Thomas L Griffiths, and Mark Johnson. 2009. A bayesian framework for word segmentation: Exploring the effects of context. *Cognition*, 112(1):21–54.
- Thamme Gowda and Jonathan May. 2020. [Finding the optimal vocabulary size for neural machine translation](#). In *Findings of ACL: EMNLP 2020*, pages 3955–3964, Online. Association for Computational Linguistics.
- Alex Graves and Jürgen Schmidhuber. 2005. Frame-wise phoneme classification with bidirectional lstm networks. In *Proceedings. 2005 IEEE International Joint Conference on Neural Networks, 2005.*, volume 4, pages 2047–2052. IEEE.
- Xuanli He, Gholamreza Haffari, and Mohammad Norouzi. 2020. [Dynamic programming encoding for subword segmentation in neural machine translation](#). In *Proceedings of the 58th Annual Meeting of ACL*, pages 3042–3051, Online. Association for Computational Linguistics.
- Tatsuya Hiraoka. 2022. Maxmatch-dropout: Subword regularization for wordpiece. In *Proceedings of the 29th COLING*, pages 4864–4872.
- Tatsuya Hiraoka, Hiroyuki Shindo, and Yuji Matsumoto. 2019. Stochastic tokenization with a language model for neural text classification. In *Proceedings of the 57th Annual Meeting of ACL*, pages 1620–1629.
- Tatsuya Hiraoka, Sho Takase, Kei Uchiumi, Atsushi Keyaki, and Naoaki Okazaki. 2020. [Optimizing word segmentation for downstream task](#). In *Findings of ACL: EMNLP 2020*, pages 1341–1351, Online. Association for Computational Linguistics.
- Tatsuya Hiraoka, Sho Takase, Kei Uchiumi, Atsushi Keyaki, and Naoaki Okazaki. 2021. Joint optimization of tokenization and downstream model. In *Findings of ACL: ACL-IJCNLP 2021*, pages 244–255.
- Sepp Hochreiter and Jürgen Schmidhuber. 1997. Long short-term memory. *Neural computation*, 9(8):1735–1780.
- Diederik P Kingma and Jimmy Ba. 2014. Adam: A method for stochastic optimization. *arXiv preprint arXiv:1412.6980*.
- Taku Kudo. 2006. Mecab: Yet another part-of-speech and morphological analyzer. <http://taku910.github.io/mecab/>.
- Taku Kudo and John Richardson. 2018. Sentencepiece: A simple and language independent subword tokenizer and detokenizer for neural text processing. In *Proceedings of the 2018 Conference on EMNLP: System Demonstrations*, pages 66–71.
- Kentaro Kurihara, Daisuke Kawahara, and Tomohide Shibata. 2022. [JGLUE: Japanese general language understanding evaluation](#). In *Proceedings of the Thirteenth LREC*, pages 2957–2966, Marseille, France. European Language Resources Association.
- Guillaume Lample, Miguel Ballesteros, Sandeep Subramanian, Kazuya Kawakami, and Chris Dyer. 2016. Neural architectures for named entity recognition. In

- Proceedings of the 2016 Conference of NAACL: HLT*, pages 260–270.
- Chunpeng Ma, Aili Shen, Hiyori Yoshikawa, Tomoya Iwakura, Daniel Beck, and Timothy Baldwin. 2022. [On the effectiveness of images in multi-modal text classification: An annotation study](#). *ACM Trans. Asian Low-Resour. Lang. Inf. Process.* Just Accepted.
- Hans Marchand. 1969. *The categories and types of present-day English word-formation: A synchronic-diachronic approach*. Beck.
- Daichi Mochihashi, Takeshi Yamada, and Naonori Ueda. 2009. Bayesian unsupervised word segmentation with nested pitman-yor language modeling. In *Proceedings of the Joint Conference of the 47th Annual Meeting of the ACL and the 4th International Joint Conference on Natural Language Processing of the AFNLP: Volume 1-Volume 1*, pages 100–108. Association for Computational Linguistics.
- Fuchun Peng, Fangfang Feng, and Andrew McCallum. 2004. [Chinese segmentation and new word detection using conditional random fields](#). In *COLING 2004: Proceedings of the 20th International Conference on Computational Linguistics*, pages 562–568, Geneva, Switzerland. COLING.
- Matthew E. Peters, Mark Neumann, Mohit Iyyer, Matt Gardner, Christopher Clark, Kenton Lee, and Luke Zettlemoyer. 2018. [Deep contextualized word representations](#). In *Proceedings of the 2018 Conference of NAACL: HLT, Volume 1 (Long Papers)*, pages 2227–2237, New Orleans, Louisiana. Association for Computational Linguistics.
- Ivan Provilkov, Dmitrii Emelianenko, and Elena Voita. 2020. BPE-dropout: Simple and effective subword regularization. In *Proceedings of the 58th Annual Meeting of ACL*, pages 1882–1892, Online. Association for Computational Linguistics.
- Elizabeth Salesky, Andrew Runge, Alex Coda, Jan Niehues, and Graham Neubig. 2020. Optimizing segmentation granularity for neural machine translation. *Machine Translation*, pages 1–19.
- Toshinori Sato. 2015. [Neologism dictionary based on the language resources on the web for mecab](#).
- Rico Sennrich, Barry Haddow, and Alexandra Birch. 2016. Neural machine translation of rare words with subword units. In *Proceedings of the 54th Annual Meeting of ACL (Volume 1: Long Papers)*, volume 1, pages P1715–1725.
- Hoo-Chang Shin, Yang Zhang, Evelina Bakhturina, Raul Puri, Mostofa Patwary, Mohammad Shoeybi, and Raghav Mani. 2020. [BioMegatron: Larger biomedical domain language model](#). In *Proceedings of the 2020 Conference on EMNLP*, pages 4700–4706, Online. Association for Computational Linguistics.
- Xinying Song, Alex Salcianu, Yang Song, Dave Dopson, and Denny Zhou. 2021. Fast wordpiece tokenization. In *Proceedings of the 2021 Conference on EMNLP*, pages 2089–2103.
- Richard W. Sproat, Chilin Shih, William Gale, and Nancy Chang. 1996. [A stochastic finite-state word-segmentation algorithm for Chinese](#). *Computational Linguistics*, 22(3):377–404.
- Chunqi Wang and Bo Xu. 2017. Convolutional neural network with word embeddings for chinese word segmentation. In *Proceedings of the Eighth International Joint Conference on Natural Language Processing (Volume 1: Long Papers)*, pages 163–172.
- Nianwen Xue. 2003. [Chinese word segmentation as character tagging](#). In *International Journal of Computational Linguistics & Chinese Language Processing, Volume 8, Number 1, February 2003: Special Issue on Word Formation and Chinese Language Processing*, pages 29–48.
- Xiaoqing Zheng, Hanyang Chen, and Tianyu Xu. 2013. [Deep learning for Chinese word segmentation and POS tagging](#). In *Proceedings of the 2013 Conference on Empirical Methods in Natural Language Processing*, pages 647–657, Seattle, Washington, USA. Association for Computational Linguistics.
- Vilém Zouhar, Clara Meister, Juan Gastaldi, Li Du, Mrinmaya Sachan, and Ryan Cotterell. 2023. [Tokenization and the noiseless channel](#). In *Proceedings of the 61st Annual Meeting of the Association for Computational Linguistics (Volume 1: Long Papers)*, pages 5184–5207, Toronto, Canada. Association for Computational Linguistics.