

Tokenization Tractability for Human and Machine Learning Model: An Annotation Study

Tatsuya Hiraoka Tomoya Iwakura

Fujitsu Limited

{hiraoka.tatsuya, iwakura.tomoya}@fujitsu.com

Abstract

Is tractable tokenization for humans also tractable for machine learning models? This study investigates relations between *tractable tokenization* for humans (e.g., appropriateness and readability) and one for models of machine learning (e.g., performance on an NLP task). We compared six tokenization methods on the Japanese commonsense question-answering dataset (JCommonsenseQA in JGLUE). We tokenized question texts of the QA dataset with different tokenizers and compared the performance of human annotators and machine-learning models. Besides, we analyze relationships among the performance, appropriateness of tokenization, and response time to questions. This paper provides a quantitative investigation result that shows the tractable tokenizations for humans and machine learning models are not necessarily the same as each other.

1 Introduction

Tokenization is a crucial preprocessing that has a remarkable effect on the performance of NLP systems. The existing literature concludes that we can obtain performance improvement by selecting an appropriate tokenization method for the downstream task or model (Hiraoka et al., 2019; Bostrom and Durrett, 2020; Shin et al., 2020). Recent work introduces methods that automatically select such appropriate tokenization for improving the performance of machine learning models (He et al., 2020; Hiraoka et al., 2020, 2021).

Although existing work tackles the challenge to seek tractable tokenization for the machine learning model, they do not discuss whether such tokenization is tractable for humans (Figure 1). Some tokenization-related papers provide the statistical features of tokenization that improve the performance of machine learning (Provilkov et al., 2020; Gowda and May, 2020; Hiraoka, 2022). Researches on optimizing tokenization show the ob-

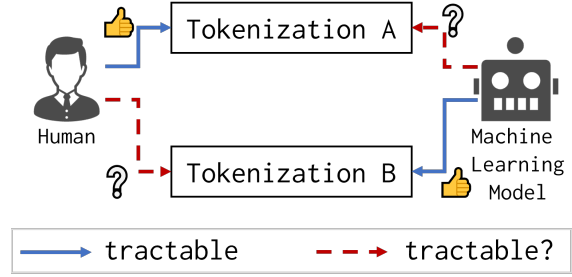


Figure 1: Outline of a focused problem. We investigate whether a tractable tokenization for machine learning model might not always the same as the one for human and vice versa.

tained tokenization examples that look inappropriate for readability (Hiraoka et al., 2021)¹. However, these works do not discuss the tractability of such tokenization for humans.

This study provides a quantitative investigation result of the relationship between tractable tokenization for humans and machine learning models. Focusing on the Japanese commonsense question-answering dataset (JCommonsenseQA) in JGLUE (Kurihara et al., 2022), we compare six popular tokenization methods (Table 1) in the viewpoint of the performance of humans and machine learning models. We measured the performance of machine learning models with accuracy on the QA dataset. As for the human performance, we collected three annotations for each question: (1) appropriateness of tokenization results of the question by ranking, (2) accuracy of the human response on the QA dataset, and (3) response time for the question.

The investigation result demonstrates that tractable tokenization for humans is not necessarily equivalent to tractable tokenization for machine learning models. The contribution of this paper is

¹For example, Hiraoka et al. (2021) reports that the optimized tokenization includes many tiny tokens that might damage tractability for humans.

Method: Tokenization
MeCab: もの_を入れる_容器_を_なん_と言う_?
Unigram: もの_を入れる_容器_を_なん_と言う_?
BPE: ものを_入れる_容器_を_なん_と言う_?
MaxMatch: ものを_入れる_容器_を_な_ん_と言う_?
OpTok: ものを_入れる_容器_を_なん_と言う_?
Random: も_の_を入_れ_る_容_器_を_なん_と言_う_?

Table 1: Tokenization examples by each tokenizer employed in this study. “_” indicates the token boundaries. The Japanese text means “What do you call a container that holds things?”.

to provide a quantitative analysis method and its result for further discussion about the tractability of tokenization for humans and machines.

2 Related Work

In the NLP field, word segmentation is regarded as a task to reproduce hand-crafted word boundaries for unsegmented languages like Chinese (Sproat et al., 1996; Xue, 2003; Peng et al., 2004; Goldwater et al., 2009; Mochihashi et al., 2009; Zheng et al., 2013). In the neural era, word segmentation (or tokenization) is considered an important pre-processing for neural networks (Sennrich et al., 2016; Kudo and Richardson, 2018; Song et al., 2021), which is not specialized to the hand-crafted word boundaries. Recent work proposes methods to find tokenization for improving the downstream tasks (He et al., 2020; Hiraoka et al., 2020, 2021). Because this recent tokenization research does not focus on tokenization tractability for humans, we investigate the relationship between tokenizations for humans and machines.

In the linguistic literature, *word* is usually defined as an independent, inseparable, meaningful, and smallest unit (Marchand, 1969). For languages that do not have orthographic word boundaries indicated with whitespaces, a word boundary is discussed from phonological word and grammatical word (Dixon and Aikhenvald, 2003). We bridge the In addition to these linguistic discussions, we This paper provides the first-step investigation to bridge the discussion of tokenization in NLP and word

boundary in linguistics by analyzing the tractability of tokenization for humans and machines.

3 Experimental Settings

3.1 Dataset

In this research, we employed JCommonsenseQA in JGLUE (Kurihara et al., 2022) to investigate the tractability of tokenization. This is a dataset for a question-answering task composed of one question text and five word choices for the answer about Japanese commonsense. The training split includes 8,939 questions and the validation split includes 1,119 questions (10,058 questions in total). We used the original data splits. The test split is unavailable at the time of the experiment.

We selected the Japanese dataset because Japanese texts are, unlike English, written without whitespaces that indicate word boundaries. Therefore, the Japanese text can be tokenized in various ways and the difference in tokenization have a larger effect on the tractability. Besides, unlike other Asian languages like Chinese and Korean, most Japanese text includes several types of characters that have different information granularity (e.g., *hiragana*, *katakana* and *kanji*²). We consider these characteristics of the Japanese would bring the clear difference of tokenization effect on tractability.

We selected the commonsense QA dataset because human annotators can answer this task without difficulty. Therefore, we can easily compare the performance of humans and machine-learning models. Also, the task is not too easy for machines and not much difficult for humans. This keeps the experiment from the outer effects like machine-learning models solve the task only from the information of a few tokens (e.g., emotion classification can be solved from some polarity tokens) and human annotators cannot solve the task due to the lack of special knowledge.

In addition to the QA dataset, we employed a Japanese Wikipedia dump³ to train several unsupervised tokenizers and to pretrain the module to calculate token embeddings from characters mentioned in the following subsections.

²*Hiragana* and *katakana* are phonograms that do not have any meaning by itself (e.g., “も” in Table 1 pronounced as “mo”). In contrast, *kanji* is an ideograph that have meaning (e.g., “入” pronounced as “i” means “put-in” by itself).

³<https://dumps.wikimedia.org/jawiki/20220820/>

	MeCab	Unigram	BPE	MaxMatch	OpTok	Random
<i>Size of Vocabulary</i>						
# of Vocab in Tokenizer	-	64,000	64,000	64,000	64,000	-
# of Vocab in Train	8,658	11,172	11,534	12,090	10,709	17,473
# of Vocab in Valid	2,459	3,141	3,321	3,431	3,021	3,949
# of Vocab in Total	9,267	11,921	12,292	12,890	11,440	19,077
<i>Tokenization Length</i>						
Train	10.22	8.04	7.79	<u>7.73</u>	8.41	10.59
Valid	10.17	8.00	7.78	<u>7.72</u>	8.35	10.49
Total	10.21	8.03	7.79	<u>7.73</u>	8.40	10.58
<i>Entropy</i>						
Train	<u>8.27</u>	9.68	10.18	10.23	9.35	10.39
Valid	<u>7.90</u>	9.06	9.51	9.54	8.78	9.75
Total	<u>8.29</u>	9.71	10.20	10.25	9.38	10.43

Table 2: Statistics of each tokenization method. Size of vocabulary, averaged token length, and entropy are measured after tokenizing each data split with the tokenizers.

3.2 Compared Tokenizations

We compared six tokenization methods: tokenization with a word dictionary (**MeCab**), tokenization with unsupervised methods (**Unigram**, **BPE**, **MaxMatch**), tokenization optimized to a machine learning model (**OpTok**), and random tokenization (**Random**).

MeCab: We exploited MeCab (Kudo, 2006) for tokenization using a hand-crafted word dictionary. For the dictionary, we employed UniDic⁴ with which we obtain tokenization including many shorter tokens compared to other dictionaries (e.g., IPAdic⁵ and mecab-ipadic-NEologd (Toshinori, 2015)). We expect that this tokenization should be the most tractable (appropriate) tokenization for humans among the compared tokenization methods because it uses the dictionary created by hand.

Unigram: We employed SentencePiece (Kudo and Richardson, 2018) with “unigram-mode” for the tokenization using a unigram language model. The tokenizer is trained to increase the likelihood of tokenization measured by the unigram language model.

BPE: Byte-pair encoding (BPE) recursively merges tokens to make tokenization. We employed the “bpe-mode” of SentencePiece (Kudo and Richardson, 2018) for BPE tokenization.

MaxMatch: A maximum matching-based tokenizer (Song et al., 2021) greedily tokenizes the input text from the beginning to the end with a vocabulary. We employed BertTokenizer known as WordPiece for this tokenization method.

OpTok: OpTok (Hiraoka et al., 2021) is a recent method to find appropriate tokenization for a machine learning model. We apply this method to the already trained QA model to obtain the optimized tokenization. Because OpTok is based on the unigram-based tokenizer, the vocabulary of OpTok is completely the same as the one of Unigram.

Random: We expect a randomly tokenized sequence to be the most intractable both for humans and machine-learning models. In this setting, we tokenize an input text into tokens from the beginning to the end by sampling the length of the token. We counted the frequency of token lengths in the Japanese Wikipedia data tokenized with MeCab, and then, we used the token length distribution for the sampling of length in the random tokenization.

For the unsupervised methods, we set the number of tokens in the vocabulary as 64,000⁶. Then we constructed the tokenization models with the Japanese Wikipedia⁷. We did not use the training split of JCommonsenseQA to make the tokenization model because recent NLP systems usually employ a tokenizer that is trained on an outside large corpus (e.g., the tokenizer bundled with large

⁴https://clrd.ninjal.ac.jp/unidic/about_unidic.html

⁵<https://ja.osdn.net/projects/ipadic/>

⁶We selected the vocabulary size so that the tokens used in the entire corpus of QA is around 10,000, which is similar to the MeCab tokenization.

⁷We only used titles and abstracts of each article.

language models like BERT_{base}). Table 1 shows the tokenization examples by each method.

We summarized the statistics of tokenization obtained by each method in Table 2. The top part of the table named “Size of Vocabulary” shows the number of token types that appear in the training, validation, and entire corpus of JCommonsenseQA. The middle part of the table named “Tokenization Length” reports the average number of tokens comprising question texts tokenized by each method. The bottom of the table named “Entropy” shows the entropy of tokenization that is measured by counting tokens in each split⁸. Lower entropy indicates the peaky distribution of token frequency.

3.3 QA Architecture

The purpose of this study is to investigate the difference in tractable tokenization between humans and machine-learning models. As the first step of this investigation, we should use simpler architectures for the QA model. In this work, we employed two simple methods for the QA method: (1) a Bag-of-Words-based method (Boyd-Graber et al., 2012) and (2) a BiLSTM-based method (Hochreiter and Schmidhuber, 1997; Graves and Schmidhuber, 2005).

Given a question sentence composed of N tokens $q = w_1, \dots, w_N$, we calculate the probability that a choice word a is the answer $p(a|q)$ as the following:

$$\mathbf{v}_q = g(f(\mathbf{v}_{w_1}, \dots, \mathbf{v}_{w_N})), \quad (1)$$

$$p(a|q) \sim \mathbf{v}_q^\top \mathbf{v}_a, \quad (2)$$

where $f(\cdot)$ is an encoder and $g(\cdot)$ is a multilayer perceptron (MLP) that transforms the output of the encoder into the size of token vectors. Besides, both \mathbf{v}_{w_n} and \mathbf{v}_a are token vectors.

We use the following f_{BoW} and f_{BiLSTM} as $f(\cdot)$ above for the bag-of-words-based QA system and the BiLSTM-based QA system, respectively.

$$f_{\text{BoW}}(\mathbf{v}_{w_1}, \dots, \mathbf{v}_{w_N}) = \frac{\sum_{w \in s} \mathbf{v}_w}{N}, \quad (3)$$

$$f_{\text{BiLSTM}}(\mathbf{v}_{w_1}, \dots, \mathbf{v}_{w_N}) = h(\text{BiLSTM}_{\text{QA}}(\mathbf{v}_{w_1}, \dots, \mathbf{v}_{w_N})), \quad (4)$$

where $\text{BiLSTM}_{\text{QA}}(\cdot)$ is a function that yields time step-wise output of a BiLSTM layer, and $h(\cdot)$ is

⁸We constructed a new unigram language model by counting the frequency of tokens in each split, and calculating the perplexity of the language model on the split.

the maximum pooling for each time step of the BiLSTM outputs.

We calculate the token vector from the character embeddings (Lample et al., 2016; Wang and Xu, 2017) because we need to exclude non-tokenization factors that might have an effect on the performance. In other words, we use the same method to obtain token embeddings with the same character embeddings over different tokenizations. The token vector \mathbf{v}_w composed of M characters $w = c_1, \dots, c_M$ is calculated as the following:

$$\mathbf{v}_w = h(\text{BiLSTM}_{\text{emb}}(\mathbf{v}_{c_1}, \dots, \mathbf{v}_{c_M})), \quad (5)$$

where \mathbf{v}_{c_m} is a word embedding corresponding to the m -th character c_m . Figure 2 outlines the calculation of the QA model.

The size of the character embedding \mathbf{v}_c was 256. We set the size of hidden vectors of $\text{BiLSTM}_{\text{emb}}$ and $\text{BiLSTM}_{\text{QA}}$, and the size of \mathbf{v}_w as 1,024. We used a single-layered BiLSTM for both $\text{BiLSTM}_{\text{emb}}$ and $\text{BiLSTM}_{\text{QA}}$. The encoders f_{BoW} , f_{BiLSTM} , and the MLP g were trained on the training split of the QA dataset. We pretrained \mathbf{v}_{c_m} and $\text{BiLSTM}_{\text{emb}}$ on the entire data of the Japanese Wikipedia in the same manner as the character-level language model training (Peters et al., 2018), and they were frozen in the training of the QA task. We employed the cross-entropy loss for the training of the QA task and updated the parameters with Adam (Kingma and Ba, 2014). The QA models were trained in a maximum of 30 epochs and we selected the best-performing model on the validation split.

3.4 Collecting Tractability Annotation of Human

We collected information about tokenization tractability for humans by annotation. In this study, we conducted the annotation for the entire samples of JCommonsenseQA from two viewpoints: appropriateness ranking (§3.4.1 and the actual response of human for the QA (§3.4.2. All annotations were conducted using a crowdsourcing service. Also, we selected annotation clues that are not specialists in linguistics to prevent the result is affected by the special knowledge of each annotator.

3.4.1 Appropriateness Ranking

Ranking annotation of the tokenization appropriateness is the simplest way to collect tokenization differences in tractability. A maximum of six different tokenizations of each question text in the

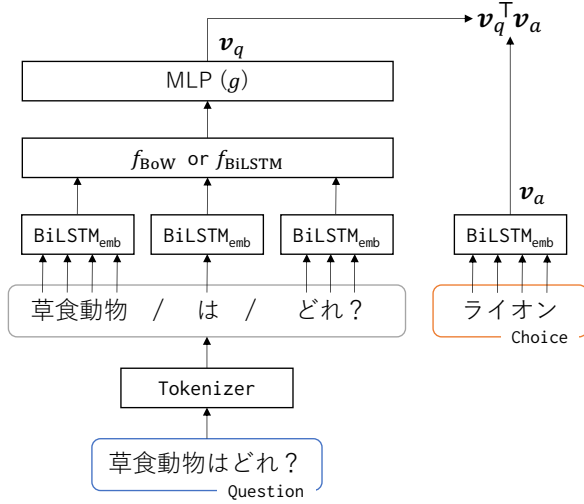


Figure 2: Outline of the QA system using Bag-of-Words (BoW) or BiLSTM to calculate the score for the question “草食動物はどれ?” (which animals are herbivores?) and the choice “ライオン” (lion).

Result: The order can be changed by drag & drop.

Choices: Click on the ones you think are appropriate tokenization and put them in order in the "Result" part.

1. 火を_起こす_と_あら_われ_るも_く_もく_するもの_は_?
2. 火を_起こす_と_あら_われる_もくもく_する_もの_は_?
3. 火を_起こす_と_あら_われ_る_もく_もく_するもの_は_?
4. 火を_起こす_と_あら_われる_もく_もく_するものは_?
5. 火を_起こす_と_あら_われる_もく_もく_するものは_?
6. 火を_起こす_と_あら_われ_る_もく_もく_する_ものは_?

Figure 3: Annotation tool for ranking readability. The Japanese text means “What is that smoldering thing that appears when you build a fire?”. UI instruction texts are translated into English for the explanation. See Figure 6 for the original Japanese instruction.

dataset were given to the annotators. Then, the annotators were instructed to sort the tokenizations into the order of appropriateness. Figure 3 shows the UI of the annotation tool. Note that the tokenization candidates were shown in the shuffled order for each annotation sample. We focused on the annotation of only question texts because all the answer choices are words or very small phrases and they have few tokenization candidates (see choices of Figure 3). In this annotation, a single annotator is assigned to conduct the entire dataset for the ranking.

3.4.2 QA with Bag-of-Words

The result of the annotation method in §3.4.1 might be not consistent because it has been still difficult to define what is tractable tokenization in this research. In fact, the obtained annotation faced to this problem (§4.2 and §Appendix XXX). Besides, the annotation results would strongly depend on the linguistic knowledge of the annotator. For example, if the annotator knows a discussion of morphology, they will assign the morphologically reasonable tokenizations as the appropriate tokenization. However, in this paper, we need to collect tokenizations that are tractable to solve the downstream task (i.e., QA) for human to compare them with tractable tokenization for machine learning models. Considering this point, the annotation collected in §3.4.1 is not sufficient yet.

To accomplish this goal, we additionally collected the actual answers for the questions and the response time⁹. For the collection of actual answers, annotators were given a question text and buttons of answer choices, and they are instructed to select one choice. If we simply show the tokenized question text to the annotators as well as the ranking annotation, we cannot collect the difference in response caused by tokenization because annotators easily understand the meaning. For example, when a text “interesting” is tokenized in two ways and shown in the original token order: “inter_est_ing” and “int_eres_ting”, English speakers do not have difficulty reproducing the original meaning “interesting”. Therefore, as shown in Figure 4, we shuffled the token order of the question text like “est_ing_inter” and “eres_int_ting”. From the above, we hypothesize the following; if a text is tokenized appropriately, humans can reproduce the original meaning of the text even though the word order of the text is shuffled.

The setting of token shuffling can be seen as the Bag-of-Words setting of the QA task for human annotators because the information of token order is removed. This enables us to compare the results of human and machine learning methods in a fairer environment for the QA model with Bag-of-Words.

In this annotation, we also collected the response time for each question. Concretely, we measured the time from the appearance of the annotation page to the pushing of the button of choices¹⁰. Based on

⁹We followed the existing work that collects annotation using texts and images (Ma et al., 2022)

¹⁰The end point of response time is measured at the moment

晴れて いる時 雨の
降る弱い ことをな 突然
う? に んとい

赤狐 (Red Fox)

猪 (Boar)

狐の嫁入り (Fox's Wedding)

豚 (Pig)

狐の孫 (Fox Grandchild)

Save & Next

Save & Abort

Abort

Figure 4: Annotation tool for Bag-of-Words QA. The original order of the Japanese text is “晴れて_いる時_に_突然_降る弱い_雨の_ことをな_んとい_う?” (random tokenization) meaning “What do you call a weak rain that suddenly falls during a sunny day?”. The correct answer is “狐の嫁入り” meaning “Fox’s Wedding”. The texts on the UI buttons are translated into English for the explanation. See Figure 7 for the original Japanese instruction.

the above hypothesis, we expect that the response time should be shorter for the more appropriate tokenizations.

Since we utilized crowdsourcing for annotation, it is not possible to monitor every action of the work. Therefore, in this paper, we removed the annotation of response time that is longer than 30 seconds¹¹ because annotators might leave the annotation screen untouched for these questions.

Six annotators worked on the annotation of the Bag-of-Words QA task. To remove the effect of annotation caused by individual differences between annotators, we assigned all tokenization variations of the questions to one annotator. In concrete, we split the QA dataset into six portions and assigned each portion to each annotator. Then, each annotator answered the question tokenized by all methods (i.e., MeCab, Unigram, BPE, MaxMatch, OpTok, Random) in the assigned portion. This causes a problem that the annotator can memorize the contents and answers to questions because the annotator would annotate the same question up to six times with different tokenization results. To alleviate this problem, we gave the same question to the annotator with some intervals (averaged 1591.8 questions). All samples of the data (10,058 questions) have at least one annotation.

of the final push of a choice button, instead of pushing the “Save & Next” button. We ignored pushes of the button before the final choice because annotators sometimes push some buttons without any meaning.

¹¹Native Japanese speakers can answer most questions (e.g., Figure 4) in this dataset around 5 seconds. Even for the question with long text, it takes around 15 seconds (see also Figure 5).

4 Result and Analysis

4.1 Result

Table 3 summarizes the result of the experiments with QA models and human annotation. In the part of “Accuracy of Machine Learning”, we reported the experimental results of QA models with Bag-of-Words and BiLSTM on the validation split (§3.3)^{12,13,14}.

The second part named “Appropriateness” shows the result of the ranking annotation for the training, validation, and entire splits (§3.4.1). We showed the averaged ranks of each method. Note that some question texts are tokenized in the same way by several tokenization methods (e.g., Unigram and BPE yield the same tokenization for a text in some cases). We assigned the same ranking score for such tokenization samples.

The parts named “Accuracy of Human” and “Response Time” show the accuracy of human and the response time for the annotation, respectively (§3.4.2). The highest accuracy by annotators on the validation split was 97.5 in the table. Considering the annotation environment where tokens in the question texts are shown in the shuffled order, this performance is reasonable as compared with the officially reported accuracy of human: 98.6 (Kurihara et al., 2022).

¹²We averaged the scores of three different runs.

¹³As for OpTok, we trained the OpTok model for a single BiLSTM-based QA model and obtain the optimized tokenization. We used this tokenization for the evaluation of other QA models that are initialized with different parameters. Because we evaluated the QA model with tokenization that is optimized to the other model, the score of OpTok is not high.

¹⁴Using the validation split for the evaluation is sufficient to achieve the main purpose of this experiment that we compare the capability of QA models with different tokenization methods.

	MeCab	Unigram	BPE	MaxMatch	OpTok	Random
<i>Accuracy of Machine (%)</i>						
Valid (Bag-of-Words)	42.48	43.97	44.15	43.61	43.37	<u>41.94</u>
Valid (BiLSTM)	44.06	44.80	44.53	44.74	44.30	<u>42.39</u>
<i>Appropriateness (rank)</i>						
Train	<u>1.64</u>	2.74	3.23	3.02	2.54	5.59
Valid	3.63	<u>1.94</u>	2.37	2.39	2.68	5.69
Total	<u>1.86</u>	2.65	3.14	2.95	2.55	5.61
<i>Accuracy of Human (%)</i>						
Train	93.90	93.85	93.90	93.69	93.69	<u>93.23</u>
Valid	97.50	97.40	97.32	97.50	<u>97.05</u>	<u>97.23</u>
Total	94.30	94.25	94.28	94.11	94.06	<u>93.67</u>
<i>Response Time (sec.)</i>						
Train	5.44	5.37	5.44	5.42	<u>5.35</u>	6.06
Valid	5.09	<u>5.02</u>	5.06	5.17	5.04	5.98
Total	5.40	5.33	5.40	5.39	<u>5.31</u>	6.05

Table 3: Performance of machine learning models and annotation results for the JCommonsenseQA dataset with six tokenization methods. The highest and lowest values in each row are highlighted with bold and underline, respectively.

4.2 Machine Accuracy vs Appropriateness

As shown in the result of “Accuracy of Machine”, the performance of the Bag-of-Words-based model scores the highest with BPE, and second with Unigram. The BiLSTM-based model scores the highest with Unigram and MaxMatch. The scores of both QA models for Random and MeCab tokenization have remarkably decreased.

The result of annotation in “Appropriateness” shows that the question texts tokenized with MeCab are annotated as the most appropriate in the overall splits (see the row named “Total”). Because MeCab is the tokenizer using the hand-crafted dictionary, the result is equivalent to what we expected as the hypothesis (§3.2). OpTok and Unigram are the second and third appropriate tokenization. This indicates that tokenization methods with the language model are tractable for humans among other tokenization methods (i.e., BPE and MaxMatch). This seems to be related to the existing report that tokenizations yielded by a tokenizer using a language model match the ones by humans even in the environment of unsupervised word segmentation (Mochihashi et al., 2009).

The performance of QA models with MeCab tokenization is the second lowest result both for Bag-of-Words and BiLSTM, while MeCab is the most appropriate tokenization for humans by a large margin. This result implies that the tractable tokenization for the machine learning model is dif-

ferent from the most tractable tokenization for humans. Excluding MeCab tokenization, Unigram is selected as the appropriate tokenization in many samples. Unigram also leads to higher performance for machine learning models. Considering this relation, Unigram tokenization could be a good compromise between the tractability of humans and machine.

One remarkable point of the human annotation is that “Appropriateness” of MeCab on the validation split was the most inappropriate among the methods excluding Random, in contrast to the overall tendency. We analyzed that this is caused by the inconsistency of annotation. The standard of what is appropriate tokenization was gradually shifted in the annotation, especially in the last part including the validation samples. Therefore, we discussed the relation between appropriateness and the accuracy of the machine with the annotation result on the entire splits in this section. Appendix B further discusses the shift of appropriateness in the annotation work and the result with re-shuffled data splits.

4.3 Accuracy of Human vs Machine

The obtained accuracy of humans reported in “Accuracy of Human” in Table 3 does not show a large difference among tokenization methods. However, the performance for Random is relatively lower than the other methods. This tendency is similar

to the performance of machine learning models shown in “Accuracy of Machine”.

We think that the dataset is much easy to solve even when the tokens of texts are shuffled. Although we did not see the remarkable differences in human performance, MeCab showed the highest accuracy for all data splits for human annotation. This trend is different from the machine learning models whose scores with MeCab were lower than most tokenization methods.

4.4 Relation between Answer Time and Tokenization

As described in §4.3, did not see the remarkable differences in the performance of human accuracy by different tokenization results. In this section, we investigate tokenization acceptability from the viewpoint of the response time.

The annotation result shown in “Response Time” in Table 3 indicates that the response time for the question was short when the question text is tokenized with OpTok or Unigram. Because OpTok is a modified version of Unigram, this result demonstrates that human annotators can quickly respond to the question that is tokenized with language model-based tokenizers. OpTok tends to cut off function words like postposition particles compared to the tokenization of Unigram (Hiraoka et al., 2021). This could make the shuffled tokenization easy to be constructed into the original meaning and contribute to a faster response.

Random tokenization makes the response time particularly long in all data splits. This result indicates that the random tokenization is intractable to understand the question because it is difficult for annotators to reconstruct the original meaning of question texts from the shuffled tokens.

Interestingly, the response time for MeCab tokenization is not short among the compared methods. This result could be caused by the feature of MeCab tokenization that yields longer sequences (“Tokenization Length” in Table 2). When the question text is tokenized into many numbers of tokens and is shuffled, annotators need a much longer time to reconstruct the original token order. In fact, the correlation coefficient between the response speed and tokenization length over all annotation results was 0.22 indicating a weak positive correlation. We visualized the relation between tokenization length and response time for entire annotations as the box plot in Figure 5.

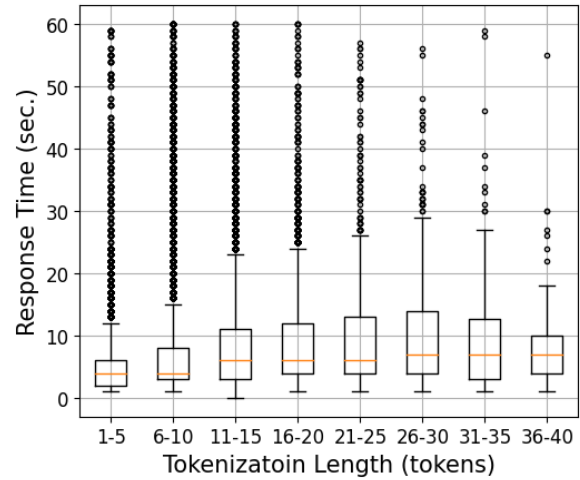


Figure 5: The box plot for the relation between tokenization length and response time. We measured the relation for entire annotations mixing all tokenization methods but excluded the sample whose response time is longer than 60 seconds.

On the other hand, there is another fact that the response speed for OpTok was the shortest while the tokenization length of OpTok is relatively long. Therefore, we consider that there are other reasons that affect the response time other than the tokenization length. For example, the annotators might think deeply because they can understand the meaning of questions, and this made the response time long. The MeCab tokenization includes much more numbers of appropriate tokens, and annotators can think of many possibilities of choices, while they might select choices by their intuition for the inappropriately tokenized questions.

5 Conclusion

This paper provides an investigation of tractable tokenization for human and machine-learning models. We collected the tractability of six tokenization by employing the QA dataset and tokenizing the question texts with the six tokenization. The annotation result implies that the tractable tokenization for machine learning models is not necessarily the same as the one for humans. The contribution of this paper is to provide a quantitative investigation for the intuition of the difference in tractable tokenization between humans and machine learning models.

We recognize that some challenges remain for this study. For example, we need to improve the annotation format to make the difference in human accuracy larger because we could not obtain

remarkable differences among tokenization methods. Some possible way are to collect the answers by showing shuffled tokens of question texts in the flash card manner or by utilizing eye-tracking systems. Besides, we need to improve the experimental settings of the machine learning side. For the more practical situation, we should compare the performance of systems with large language models (Devlin et al., 2018) that are pretrained with different tokenization. This paper is the first step to conduct such an advanced investigation.

Acknowledgement

This work was supported by JST, ACT-X Grant Number JPMJAX21AM, Japan.

References

- Kaj Bostrom and Greg Durrett. 2020. Byte pair encoding is suboptimal for language model pretraining. In *Findings of ACL: EMNLP 2020*, pages 4617–4624.
- Jordan Boyd-Graber, Brianna Satinoff, He He, and Hal Daumé III. 2012. [Besting the quiz master: Crowdsourcing incremental classification games](#). In *Proceedings of the 2012 Joint Conference on EMNLP and CoNLL*, pages 1290–1301, Jeju Island, Korea. Association for Computational Linguistics.
- Jacob Devlin, Ming-Wei Chang, Kenton Lee, and Kristina Toutanova. 2018. Bert: Pre-training of deep bidirectional transformers for language understanding. *arXiv preprint arXiv:1810.04805*.
- Robert MW Dixon and Alexandra Y Aikhenvald. 2003. *Word: A cross-linguistic typology*. Cambridge University Press.
- Sharon Goldwater, Thomas L Griffiths, and Mark Johnson. 2009. A bayesian framework for word segmentation: Exploring the effects of context. *Cognition*, 112(1):21–54.
- Thamme Gowda and Jonathan May. 2020. [Finding the optimal vocabulary size for neural machine translation](#). In *Findings of ACL: EMNLP 2020*, pages 3955–3964, Online. Association for Computational Linguistics.
- Alex Graves and Jürgen Schmidhuber. 2005. Frame-wise phoneme classification with bidirectional lstm networks. In *Proceedings. 2005 IEEE International Joint Conference on Neural Networks, 2005.*, volume 4, pages 2047–2052. IEEE.
- Xuanli He, Gholamreza Haffari, and Mohammad Norouzi. 2020. [Dynamic programming encoding for subword segmentation in neural machine translation](#). In *Proceedings of the 58th Annual Meeting of ACL*, pages 3042–3051, Online. Association for Computational Linguistics.
- Tatsuya Hiraoka. 2022. Maxmatch-dropout: Subword regularization for wordpiece. In *Proceedings of the 29th COLING*, pages 4864–4872.
- Tatsuya Hiraoka, Hiroyuki Shindo, and Yuji Matsumoto. 2019. Stochastic tokenization with a language model for neural text classification. In *Proceedings of the 57th Annual Meeting of ACL*, pages 1620–1629.
- Tatsuya Hiraoka, Sho Takase, Kei Uchiumi, Atsushi Keyaki, and Naoaki Okazaki. 2020. [Optimizing word segmentation for downstream task](#). In *Findings of ACL: EMNLP 2020*, pages 1341–1351, Online. Association for Computational Linguistics.
- Tatsuya Hiraoka, Sho Takase, Kei Uchiumi, Atsushi Keyaki, and Naoaki Okazaki. 2021. Joint optimization of tokenization and downstream model. In *Findings of ACL: ACL-IJCNLP 2021*, pages 244–255.
- Sepp Hochreiter and Jürgen Schmidhuber. 1997. Long short-term memory. *Neural computation*, 9(8):1735–1780.
- Diederik P Kingma and Jimmy Ba. 2014. Adam: A method for stochastic optimization. *arXiv preprint arXiv:1412.6980*.
- Taku Kudo. 2006. Mecab: Yet another part-of-speech and morphological analyzer. <http://taku910.github.io/mecab/>.
- Taku Kudo and John Richardson. 2018. Sentencepiece: A simple and language independent subword tokenizer and detokenizer for neural text processing. In *Proceedings of the 2018 Conference on EMNLP: System Demonstrations*, pages 66–71.
- Kentaro Kurihara, Daisuke Kawahara, and Tomohide Shibata. 2022. [JGLUE: Japanese general language understanding evaluation](#). In *Proceedings of the Thirteenth LREC*, pages 2957–2966, Marseille, France. European Language Resources Association.
- Guillaume Lample, Miguel Ballesteros, Sandeep Subramanian, Kazuya Kawakami, and Chris Dyer. 2016. Neural architectures for named entity recognition. In *Proceedings of the 2016 Conference of NAACL: HLT*, pages 260–270.
- Chunpeng Ma, Aili Shen, Hiyori Yoshikawa, Tomoya Iwakura, Daniel Beck, and Timothy Baldwin. 2022. [On the effectiveness of images in multi-modal text classification: An annotation study](#). *ACM Trans. Asian Low-Resour. Lang. Inf. Process.* Just Accepted.
- Hans Marchand. 1969. *The categories and types of present-day English word-formation: A synchronic-diachronic approach*. Beck.
- Daichi Mochihashi, Takeshi Yamada, and Naonori Ueda. 2009. Bayesian unsupervised word segmentation with nested pitman-yor language modeling. In

Proceedings of the Joint Conference of the 47th Annual Meeting of the ACL and the 4th International Joint Conference on Natural Language Processing of the AFNLP: Volume 1-Volume 1, pages 100–108. Association for Computational Linguistics.

Fuchun Peng, Fangfang Feng, and Andrew McCallum. 2004. [Chinese segmentation and new word detection using conditional random fields](#). In *COLING 2004: Proceedings of the 20th International Conference on Computational Linguistics*, pages 562–568, Geneva, Switzerland. COLING.

Matthew E. Peters, Mark Neumann, Mohit Iyyer, Matt Gardner, Christopher Clark, Kenton Lee, and Luke Zettlemoyer. 2018. [Deep contextualized word representations](#). In *Proceedings of the 2018 Conference of NAACL: HLT, Volume 1 (Long Papers)*, pages 2227–2237, New Orleans, Louisiana. Association for Computational Linguistics.

Ivan Provilkov, Dmitrii Emelianenko, and Elena Voita. 2020. BPE-dropout: Simple and effective subword regularization. In *Proceedings of the 58th Annual Meeting of ACL*, pages 1882–1892, Online. Association for Computational Linguistics.

Rico Sennrich, Barry Haddow, and Alexandra Birch. 2016. Neural machine translation of rare words with subword units. In *Proceedings of the 54th Annual Meeting of ACL (Volume 1: Long Papers)*, volume 1, pages P1715–1725.

Hoo-Chang Shin, Yang Zhang, Evelina Bakhturina, Raul Puri, Mostofa Patwary, Mohammad Shoeybi, and Raghav Mani. 2020. [BioMegatron: Larger biomedical domain language model](#). In *Proceedings of the 2020 Conference on EMNLP*, pages 4700–4706, Online. Association for Computational Linguistics.

Xinying Song, Alex Salcianu, Yang Song, Dave Dopson, and Denny Zhou. 2021. Fast wordpiece tokenization. In *Proceedings of the 2021 Conference on EMNLP*, pages 2089–2103.

Richard W. Sproat, Chilin Shih, William Gale, and Nancy Chang. 1996. [A stochastic finite-state word-segmentation algorithm for Chinese](#). *Computational Linguistics*, 22(3):377–404.

Sato Toshinori. 2015. [Neologism dictionary based on the language resources on the web for mecab](#).

Chunqi Wang and Bo Xu. 2017. Convolutional neural network with word embeddings for chinese word segmentation. In *Proceedings of the Eighth International Joint Conference on Natural Language Processing (Volume 1: Long Papers)*, pages 163–172.

Nianwen Xue. 2003. [Chinese word segmentation as character tagging](#). In *International Journal of Computational Linguistics & Chinese Language Processing, Volume 8, Number 1, February 2003: Special Issue on Word Formation and Chinese Language Processing*, pages 29–48.

Xiaoqing Zheng, Hanyang Chen, and Tianyu Xu. 2013. [Deep learning for Chinese word segmentation and POS tagging](#). In *Proceedings of the 2013 Conference on Empirical Methods in Natural Language Processing*, pages 647–657, Seattle, Washington, USA. Association for Computational Linguistics.

A Original UI Instruction in Japanese

Figure 6 and Figure 7 show the UI instruction texts in Japanese that are originally used in the annotation for the ranking annotation (§3.4.1) and the Bag-of-Words annotation (§3.4.2), respectively.

B Inconsistency of Ranking Annotation

The ranking annotation was conducted by a single annotator from the beginning to the end of the QA dataset (the final 1,119 samples correspond to the validation split). As reported in §4.2, the MeCab tokenization scored lower in the validation split, while it scores the highest in total. We found it caused by the shift of the standard for appropriateness of tokenization through the annotation. Figure 8 shows the averaged ranking of MeCab, Unigram, and Random for every 100 samples. As shown in the figure, the annotator tended to assign higher scores to Unigram after the 8,000th sample. Because the validation split is created from the final 1,119 samples, “Appropriateness” in Table 3 shows a different tendency. Considering that the ranking of Random is consistently the lowest, the annotation itself is conducted seriously. There are 17 questions that have the completely same question text appearing in both the training and validation split. 9 out of 17 questions are assigned that MeCab tokenization is the most appropriate in the training split, but in the validation split, 4 out of 9 questions are assigned that other tokenization like Unigram and BPE is the most appropriate. This result demonstrates that the standard of tokenization appropriateness was changed during the annotation work.

To remove the effect of the change of annotation standard, we conducted the experiments again with the QA dataset whose training and validation splits were shuffled. Table 4 shows the result corresponding to Table 2 and 3. The result does not conflict with the statement in §4.

晴れて いる時 雨の
降る弱い ことをな 突然
う? に んとい

Figure 6: Actually used UI in Japanese for the QA annotation.

結果 ドラッグ&ドロップで順番を変えることができます。

選択肢:区切り方として適切だと思うものからクリックして「結果」欄に順番に並べて下さい。

- 1 火を_起こす_と_あらわれ_るも_く_もくするもの_は_?
- 2 火_を_起こす_と_あらわれる_もくもく_する_もの_は_?
- 3 火_を_起こす_と_あらわれ_る_もく_もく_するもの_は_?
- 4 火_を_起こす_と_あら_われる_もく_もく_するものは_?
- 5 火を_起こす_と_あら_われる_もく_もく_するものは_?
- 6 火_を_起こす_と_あらわれ_る_もく_もく_する_ものは_?

Figure 7: Actually used UI in Japanese for the ranking annotation.

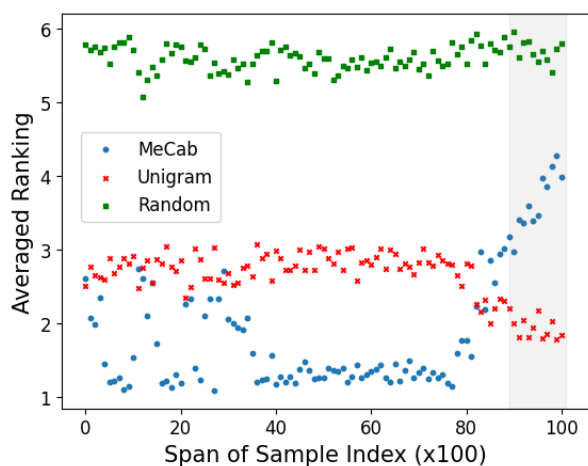


Figure 8: Averaged ranking of MeCab, Unigram, and Random for every 100 samples. The annotation was conducted from the beginning of data. The shaded part corresponds to the validation splits.

	MeCab	Unigram	BPE	MaxMatch	OpTok	Random
<i>Size of Vocabulary</i>						
Vocab of Tokenizer	-	64,000	64,000	64,000	64,000	-
Vocab Used in Train	8,692	11,227	11,597	12,152	10,758	17,528
Vocab Used in Valid	2,418	3,101	3,290	3,367	2,966	3,952
Vocab Used in Total	9,267	11,921	12,292	12,890	11,440	19,077
<i>Tokenization Length</i>						
Train	10.20	8.02	7.77	<u>7.71</u>	8.39	10.56
Valid	10.32	8.11	7.93	<u>7.86</u>	8.49	10.68
Total	10.21	8.03	7.79	<u>7.73</u>	8.40	10.58
<i>Entropy</i>						
Train	<u>8.27</u>	9.68	10.18	10.23	9.35	10.40
Valid	8.91	9.08	9.52	9.56	<u>8.80</u>	9.75
Total	<u>8.29</u>	9.71	10.20	10.25	9.38	10.43
<i>Accuracy of Machine</i>						
Valid (Bag-of-Words)	39.92	41.91	40.75	41.41	41.29	<u>39.29</u>
Valid (BiLSTM)	42.12	43.61	42.95	42.90	44.15	<u>40.57</u>
<i>Appropriateness</i>						
Train	<u>1.86</u>	2.65	3.14	2.94	2.56	5.60
Valid	<u>1.87</u>	2.67	3.13	2.98	2.50	5.61
Total	<u>1.86</u>	2.65	3.14	2.95	2.55	5.61
<i>Accuracy of Human</i>						
Train	94.22	94.03	94.17	94.03	93.88	<u>93.58</u>
Valid	95.08	95.97	95.17	94.72	95.53	<u>94.45</u>
Total	94.30	94.25	94.28	94.11	94.06	<u>93.67</u>
<i>Averaged Response Time</i>						
Train	5.44	5.37	5.44	5.42	<u>5.35</u>	5.06
Valid	5.09	<u>5.03</u>	5.07	5.17	5.05	5.98
Total	5.40	5.33	5.40	5.39	<u>5.31</u>	6.05

Table 4: Tokenization information and experimental results on the newly created training/validation splits.