

Improving Grounded Language Understanding in a Collaborative Environment by Interacting with Agents Through Help Feedback

Nikhil Mehta* Milagro Teruel** Patricio Figueroa Sanz*** Xin Deng***
Ahmed Hassan Awadallah*** Julia Kiseleva***¹

*Purdue University

**Universidad Nacional de Córdoba

***Microsoft

mehta52@purdue.edu

Abstract

Many approaches to Natural Language Processing (NLP) tasks often treat them as single-step problems, where an agent receives an instruction, executes it, and is evaluated based on the final outcome. However, human language is inherently interactive, as evidenced by the back-and-forth nature of human conversations. In light of this, we posit that human-AI collaboration should also be interactive, with humans monitoring the work of AI agents and providing feedback that the agent can understand and utilize. Further, the AI agent should be able to detect when it needs additional information and proactively ask for help. Enabling this scenario would lead to more natural, efficient, and engaging human-AI collaborations.

In this work, we explore these directions using the challenging task defined by the IGLU competition (Kiseleva et al., 2021), an interactive grounded language understanding task in a Minecraft-like world. We explore multiple types of help players can give to the AI to guide it and analyze the impact of this help in AI behavior, resulting in performance improvements.

1 Introduction

One of the long-lasting goals of AI agents (Winograd, 1972) is the ability to seamlessly interact with humans to assist in solving tasks. To achieve this, the agent must be able to understand human language and respond to it so that it can execute instructions in a given environment (Skrynnik et al., 2022) or ask clarifying questions (Aliannejadi et al., 2021). Over the years, researchers have proposed a large number of tasks aimed at tackling this human-AI collaboration challenge, many centered around humans providing instructions to the agent to solve a goal (Gluck and Laird, 2018; Shridhar et al., 2020). An early example of this is the blocks world task, where the agent must understand human instructions to move blocks on a grid (Winograd, 1972; Bisk et al., 2016). Other setups use

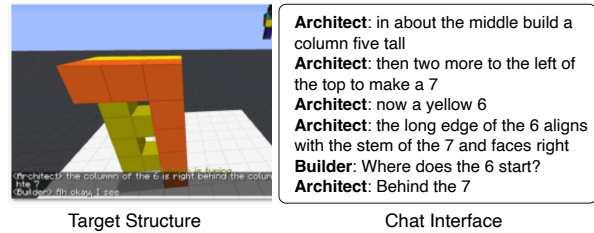


Figure 1: An example of the IGLU task, collected using all human data: Based on the Target Structure (left), the Human Architect provides instructions to the Builder via the Chat Interface (right). As shown, during data collection the human Builder also responds.

Minecraft (Gray et al., 2019), such as to move objects around (Abramson et al., 2020), or to simulate human behavior (Park et al., 2023).

A more recently proposed human-AI instruction-based interaction task is Interactive Grounded Language Understanding in a Collaborative Environment (IGLU) (Kiseleva et al., 2021, 2022), where agents collaborate with humans to build a reference structure in the Minecraft 3D world, by placing blocks on a grid. An example of the IGLU task is seen in Fig. 1, where the human *Architect* (Narayan-Chen et al., 2019) provides instructions to the AI *Builder* agent, via a Chat Interface, to build the *Target Structure*. As seen in the figure, IGLU task is particularly challenging, since human architect instructions are complex, often referring to broad spatial concepts in the 3D world, such as “in about the middle build a column five tall” or “place the block two more to the left”. Understanding these concepts and executing the instructions successfully, even for state-of-the-art systems, is still challenging and well below human performance (Kiseleva et al., 2022).

Typically, tasks such as IGLU are evaluated single-step, where an agent is given an instruction, executes it, and is evaluated to obtain final results. However, language is inherently *interactive*, where humans converse back and forth with each other. In this paper, following prior work (Mehta and Goldwasser, 2019), we take a different approach,

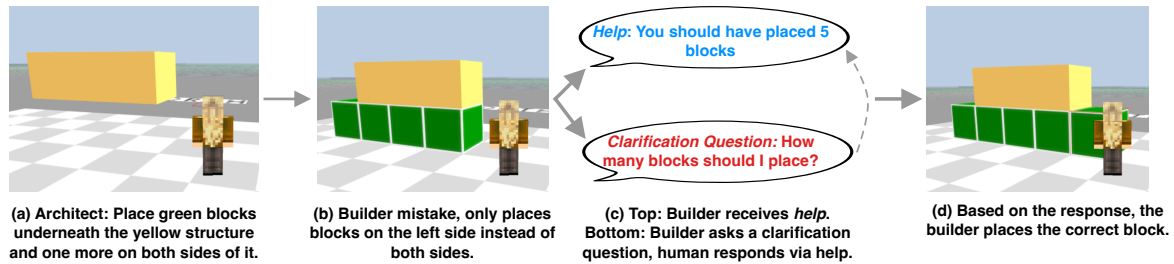


Figure 2: Our framework overview: **Improving Grounded Language Understanding in a Collaborative Environment by Interacting with Agents using Help Feedback:** Based on the initial architect instruction (a), the Builder Agent places blocks (b). Noticing a mistake has been made, the human can *interact* to provide *help* (c top), in this case telling the model how many blocks to place. This easy to provide help enables the Builder to solve the task better, leading to a correct prediction (d). Further, the Builder can self-detect confusion and realize it may make a mistake, asking a Clarifying Question (c bottom), which the human can respond to via *help* (c top), leading to a better prediction (d).

and propose multiple ways in which the AI agent can interact with humans to solve the IGLU task better. Specifically, we propose ways in which humans can interact with AI agents to correct their mistakes, by offering four different forms of *help*, a form of online feedback. Following Mehta and Goldwasser, we define *help* as a high level feedback to the model, that allows it to solve the current task better and learn knowledge for the future. For example, after the agent makes a mistake and places too many blocks on the grid, one form of *help* informs the agent how many blocks it should have placed. While not solving the task directly, this *help* makes the task easier, which leads to the following benefits:

- *help* enables the agent to make a better prediction on the current instruction (i.e. the model knows how many blocks to place)
- *help* provided at training enables the agent to learn better for the future. For example, once the agent knows how many blocks to place, it can focus on learning other aspects of the instruction (such as where to place the blocks), which can generalize to future instructions, where similar concepts may apply.
- *help* is simple for humans to provide, as humans don't need to solve the final task, allowing humans to interact with agents easily.

Each form of the proposed help is based on a high-level *concept* that is useful for the IGLU task.

Through *help* discussed above, the agent is able to understand and take advantage of interactions from humans beyond the initial instruction, to do better. However, in a true interactive scenario the agent should also be able to speak to the human, even unprovoked. To enable this, we propose a method based on *help* in which the agent can self-identify confusion, and use it to ask an appropriate clarification question to the human. This is done

by the agent first providing itself several different forms of help (which needs no human interaction and can be done using a separate ML model) until it identifies a concept it doesn't understand. Then, it asks a clarification question based on that concept. Combined with understanding and following help from above, this enables the agent to be fully interactive. It can detect when it's confused, ask for help, and then utilize that help effectively. Experiments show performance improvements. Fig. 2 shows an overview of our framework.

To summarize, our main contributions are:

- C1:** A framework to tackle tasks like IGLU in an interactive manner, where human Architects can have a back and forth interaction with AI agents.
- C2:** Four different forms of help, based on relevant IGLU concepts, that humans can use to help AI agents, specifically when they make mistakes.
- C3:** A method for agents to self-generate this help, so human interaction is not necessary.
- C4:** A novel method to take advantage of help for the agent to detect when it's confused, and ask a relevant clarification question.
- C5:** Performance improvements in these settings, enabling a true interactive agent for solving the IGLU task.

Sec. 3 describes the baseline model we build on, while Sec. 4 discusses the forms of help we propose, how we incorporate them, and how we use them to ask relevant clarifying questions. Finally, Sec. 5 presents results, and Sec. 6 analyzes them.

2 Related Work

Human-AI Interaction Tasks The task of humans interacting with AI agents to solve real-world tasks is a long-standing problem (Winograd, 1972).

Among other challenges, the AI agent needs to understand complex human language, spatial world orientation, and unseen concepts. As this problem is still challenging, datasets like IGLU (Kiseleva et al., 2021) and MineDojo have been recently proposed (Fan et al., 2022). We focus on the IGLU Builder sub-task, which involves building an agent that learns to understand language instructions from an Architect and uses them to place blocks on a grid, with the final goal of building a 3D structure.

IGLU Task Since the IGLU task was proposed by Kiseleva et al., it has been the subject of multiple competitions, such as a RL task (building a RL-based first-person agent to place blocks) and a NLP task (determining when and what clarification questions to ask) (Kiseleva et al., 2022). In contrast, as we are interested in building a fully interactive agent, we focus on a dialogue only IGLU task setup, where an instruction is provided and a model predicts the blocks to be placed. As we do not focus on building a RL agent and we do not use a vision component (the 3D world space is encoded as language in our setup), our work is not directly comparable to existing IGLU works. However, we use similar metrics when applicable. Further, we hypothesize that our interactive framework can be applied to other IGLU-based tasks, by adding a language component that understands help similar to this paper, and leave it for future work.

User-Feedback As tasks like IGLU are difficult, a crucial component of human-AI interactive systems is the ability of the agent to receive “help” from the human operator, whenever it makes a mistake. Prior works have tackled this problem of using user feedback to improve performance. Active learning mechanisms (Ren et al., 2021) show how users can interact with the agent during training, such as by providing more training examples or selecting mistakes. Elgohary et al. learn to apply user-provided syntactic edit operations. Other works (Madaan et al., 2021; Tandon et al., 2022; Dalvi et al., 2022) show how user-feedback can be used to correct/improve Language Models, and even be saved in memory to be re-used in the future. Building on this, recent works (Madaan et al., 2023; Paul et al., 2023) use LLMs to generate the feedback/reasoning steps. Closest to us, Mehta and Goldwasser show how hints can be provided to the model. We build upon their regional (“top right”) and directional (“move left”) hints, to enable more

forms of user feedback.

Agent Questions As instructions may be vague or unclear, the AI agent should be able to ask clarification questions, to better understand the instruction and solve the task better. This problem is often studied, especially in dialogue systems, and is still challenging (White et al., 2021). Kim et al. built a NN to maximize user satisfaction, while, Shi et al. built a fusion neural model to predict if a clarification question should be asked. We use our “help” to determine when the model is confused and should ask a clarification question, and the question context is based upon what “help” the model is needed.

3 Task-Specific Models

In this section, we first discuss the specific task formulation of IGLU we use, which is different than other tasks (Kiseleva et al., 2022). We then briefly explain the model we use for it:

Task Formulation: The IGLU (Kiseleva et al., 2021) task involves two players, a Builder and an Architect, that are collaborating to build a reference structure in the 3-D Minecraft world. The Builder places blocks based on instructions provided by the Architect. In our version of this task, the Architect is a human, while the Builder is an AI agent. Thus, the Builder places blocks and subsequently makes mistakes/needs to ask for clarification, while the human Architect (which we simulate) helps the Builder. Further, our task formulation is fully language-based, and there is no vision component. This is because we are primarily interested in how to make agents more interactive (which is a language component), so we chose this setup for simplicity. Thus, our task formulation is as follows: Given the Architect and Builder history complete with the last instruction, and a dialogue representation of the current Minecraft World State, predict the locations of the blocks to place.

Model Architecture We now briefly discuss the baseline system we use for the Builder model, based on Zholus et al.. It is a BART-base (Lewis et al., 2019) Transformer, trained for Conditional Generation with the Hugging-face package (Wolf et al., 2020). As this is a language model, all its’ inputs and outputs are in natural language, as mentioned above. Thus, we now discuss the method we used to convert block locations in the Minecraft World Grid to language, so they can be passed into the model as textual input. To convert a (x, y, z) coordinate location to a language sentence, we first

determine how far the coordinate is from the origin of the grid $(0, 0, 0)$, for each axis. In language, we define the x-axis as ‘left/right’, y-axis as ‘up/down’, and z-axis as ‘higher/lower’. We then combine the distance and direction into a sentence, for example an x location of -2 would be “2 left” and a z location of 3 would be “3 higher”. The reverse of this process can be used to convert natural language model outputs to coordinate locations. We ignore model outputs that do not follow this format, as they are invalid. Input grids with multiple blocks can also be encoded into language the same way, just with multiple sentences such as “2 left 1 up 3 higher. 4 right 2 down 4 lower.”.

4 Help-Specific Models

While the Builder model introduced above in Sec. 3 achieves competitive IGLU performance (Sec. 5.4), it still makes a large amount of mistakes. Thus, in this paper, we propose an interactive setup, where a human can interact to “help” the model when it makes a mistake. Rather than telling the model where to place the blocks, which would be hard to provide and difficult to learn from, we propose that humans “help” the model by assisting it with a high-level concept necessary to solve the final task, making it easier. While not only being simpler to provide than solving the final task, this “help” enables the model to better learn the task, to perform better when no help is provided (it can focus on other aspects of the task, different from the concept provided by the help; for results see Sec 5.4). For example, through one form of help, “length help”, humans assist the model by telling it how many blocks to place. Once the model understands this, it can focus and better learn other aspects of the task instruction, such as where to actually place each block. In this paper, we experiment with humans providing help via a natural language sentence.

We first introduce 4 different forms of help feedback humans can provide agents, all based on different high level concepts relevant to the IGLU task (Sec 4.1). Two of them were introduced by Mehta and Goldwasser, and the others are novel to this work. Detailed examples of the help are in App. A. Then, in Sec. 4.2, we discuss how this help can be learned and effectively incorporated into the Transformer baseline from Sec. 3. (Raffel et al., 2020). Finally, in Sec. 4.3, we explain how agents can take advantage of their understanding of different forms of help to help themselves, better self-identify con-

fusion, and ask clarification questions. This last step completes a true interactive scenario, where the agent can receive interactions in the form of “help”, and provide interactions in the form of asking clarifying questions. Further, when agents help themselves, they can perform better **without any human interactions**.

4.1 Help Types

4.1.1 Restrictive

Similar to Mehta and Goldwasser, restrictive help limits the search space of the agent to a general region, such as *top left* or *lower right*. The regions are determined by dividing the grid based on the number of regions desired and then choosing the appropriate one based on the true block location (if multiple blocks are placed by a single instruction we choose the region randomly from the set of valid ones). Restrictive help significantly simplifies the challenging task of determining where to place blocks, allowing the agent to perform better and learn better for the future when it is provided. An example: “Place the block in the top left region.”

We experimented with two ways of forming the regions. The first divides the grid equally, leading to 4 regions total. The second divides the center equally (center divided into 4 or 8 regions) and then the rest of the grid equally (divided into 4 regions) for a total of 8 or 12 regions (4 or 8 from the center and 4 from the non-center).

4.1.2 Length-based

Length-based help informs the agent how many blocks to place, and if they should be placed together, like a tower. This help is especially useful for instructions involving length-based keywords. Ex: “You should place 3 blocks.”.

4.1.3 Corrective

Also similar to Mehta and Goldwasser, corrective help is provided after observing the agent’s initial prediction, and then determining which direction (*up, down, left, right*) to adjust it so that it is closer to the target. Corrective help assists the agent to improve on its prediction while also restricting the search space by one direction (such as the agent only having to look ‘left’). Ex: “Look left”

4.1.4 Mistake-based

Like as in corrective help, mistake-based help is provided after the agent’s initial prediction. However, rather than adjusting the prediction’s direction,

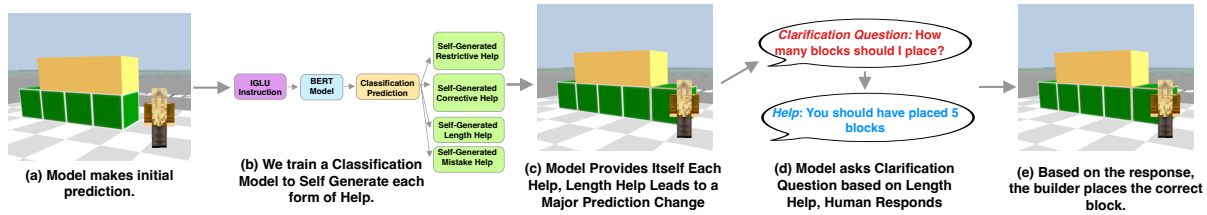


Figure 3: Framework to Detect Confusion and Ask Clarification Questions: After a model’s initial prediction (a), we train a separate classification model (b) to self-generate each form of help. The model takes in the IGLU Architect instruction, and trains a BERT Model to predict the appropriate help. For example, for length help, it predicts how many blocks to place (0-6). The agent then provides itself each help, and determines if any help leads to a significant prediction change (c). If it does, the model detects that it is confused and asks a clarification question based on that help (d). Based on the response, the builder places the correct block (e).

mistake-based help is count-based. Specifically, it makes it easier for the agent to recover from mistakes, by telling it exactly how many blocks it placed incorrectly. Ex: “2 blocks are wrong.”

4.1.5 Forming Help in Language

To generate help utterances without having humans provide it (which would be costly), we use synthetic utterances, generated via slot filling. For example, we have utterances with placeholders such as *Place the block in the _ region.* (for restrictive help) and then the slot can be filled in with the appropriate region based on where the block should be placed (which can be determined based on the gold data). We use different language at train and test time, to simulate real humans. Detailed examples in App. A. Our future work involves experimenting with real humans providing feedback. However, we hypothesize that due to the high level nature of *help* and the knowledge encoded in Language Models (LLM), our setup would be able to handle the language variety of real human feedback well. For example, for restrictive help, a LLM can be few-shot trained/prompted to determine the appropriate region from a generic help sentence.

4.2 Incorporating Help

In this sub-section, we detail the three different ways we experimented with to incorporate the help language as input into the Builder model. This is important as accurately understanding help is a critical part of being able to effectively utilize it.

4.2.1 Pre-trained Neural Network

In the first approach, similar to Mehta and Goldwasser, we pre-train a neural network, and then load parameters from it into the final task-specific IGLU model. Assuming this model learns to understand the meaning of the help sentences, then its’ parameters can be useful in helping the final

IGLU model easily incorporate it. For example, to pre-train a model to understand restrictive help, we train a binary prediction task over 100K examples: Given a random input coordinate and a help sentence containing a region, the model should predict positive if the coordinate is in the region specified, else negative. Details: App. C

4.2.2 Additional Grounding Layer

The second approach is a subset of the first approach, where instead of pre-training a model, we only add the additional layers to the BART decoder.

4.2.3 Additional Dialogue Input

In the final approach, we don’t use any extra layers, making no changes to the task-specific IGLU BART model. Instead, we only provide the help as an input to the BART dialogue model, appended as natural language to the end of the instruction.

4.3 Using Help for Clarifying Questions

In addition to receiving interactions from humans, end-to-end interactive agents should be able to communicate with humans, even unprovoked. One way to do this, which we explore in this paper, is for the agent to self identify confusion and ask intelligent clarifying questions, when confused. This is particularly important as without it, agents would make predictions even when they are confused, and thus those predictions are likely be incorrect. Further, agents that ask intelligent questions to humans are more likely to receive better responses than ones that don’t, and thus will perform better, particularly if they can understand the responses.

Inspired by these ideas, in this paper, we propose to use *help* feedback to identify confusion and ask clarification questions. First, we focus on identifying confusion. We hypothesize that an agent is confused if it **significantly changes its predictions after receiving help**, as this means the help

greatly benefited/hurt the initial prediction. Thus, the agent likely didn’t understand the initial instruction well, and thus was probably confused by it. In this case, we believe the agent should ask a clarification question, based on the concept (or *help* type) that caused the significant prediction change, to avoid making an incorrect prediction.

As the agent must identify confusion itself, it cannot receive *help* from humans. However, based on our methodology, the agent determines that its confused if its predictions change significantly after receiving *help*. Thus, the agent needs to be able to **provide itself help**, make predictions based on that *help*, and then ask clarifying questions.

To enable agents to provide themselves help, which is an interesting task, we are inspired by Mehta and Goldwasser, who propose model self-generated advice, which is a way to generate help **without human intervention**. The broad idea is to build a classification ML model and train it to predict the help the agent needs to provide itself. For example, for restrictive help and the IGLU task, the model takes in the IGLU specific dialogue input and predicts what region to place the block in (if there are 4 regions, this is a 4 way classification problem). Then, based on the region predicted, we can automatically generate the help. For example, if the model predicted region 3, and it corresponds to the top left region, the generated help sentence would be: *Place the block in the top left*. Intuitively, in this self-generated help setup, the agent is solving a simpler classification task first, using that to generate help, and providing that as input for the more complicated final task of placing blocks. We explain more details of our self-generated help models including classification objectives for each help type in Sec. 4.3.1.

Once the agent is able to self-generate all forms of help discussed in Sec 4.1, it can provide itself all of them iteratively, and see where its output prediction changes the most compared to the model that doesn’t receive any help (we look at the number of blocks placed). If it is over a threshold (i.e. the number of blocks placed by the agent with self-generated help is significantly more than the agent without the help), we hypothesize that the agent is confused. Then, for that help, the agent can ask a clarification question based on the help, such as *“What quadrant should the block be placed in?”* if restrictive help was chosen, and the human can respond by providing help, as in Sec 4.1. Assuming

we have learned the model to incorporate help from Sec 4.2, the agent will be able to understand the human help and take advantage of it for the final IGLU block prediction task. Below, we discuss the models we use to self-generate the help. Algorithm 1 and Fig. 3 detail the above process for how an agent can take advantage of self-generated help to detect confusion and ask clarification questions.

Algorithm 1 Detecting Confusion and Asking Clarification Questions

Overview: The IGLU task model first generates an initial prediction without help. Then, we iterate through all forms of help, self-generating and feeding them into the IGLU model. The help that leads to the biggest difference in model prediction, if it is bigger than a hyper-parameter threshold, is used to generate a clarification question. The clarification question list is pre-defined and slot-filled based on the help chosen.

```

1: Input:  $D$  (IGLU Architect Dialogue),  $G$  (Current Grid State),  $H$  (All Help Types)
2: Output:  $Q_s$  (clarification questions)
3:  $o_0 = m(d_0, g_0)$  Run IGLU Model
4:  $o_m = 0$  Placeholder for Max Difference from Initial Prediction
5:  $h_m = 0$  Placeholder for Most Impactful Help
6: for all  $i = 1, \dots, n$  do {loop over all help}
7:    $h_i = f_{h_i}(d_i, g_i)$  Generate Help
8:    $o_i = m(d_i, g_i, h_i)$  Run IGLU Model with Help
9:   if  $o_i - o_0 > o_m$  then {If Difference to Initial is More than Max Difference So Far}
10:      $o_m = o_i$  Store as New Output
11:      $h_m = i$  Store as Max Help
12:   end if
13: end for
14: if  $o_m < \text{threshold}$  then {Max Different Below Threshold No Clarification Question}
15:   return 0
16: end if
17: Choose Question  $q = q_m(h_m)$  Choose Clarification Question From Help
18: return  $q$  (Clarification Question)

```

4.3.1 Self-Generated Help Models

We now discuss more details of the self-generated help models, which are used to generate help that the model provides to itself to determine confusion and generate clarification questions. The self-generated help models are classification based BART-models. As in the BART for conditional generation model used for the IGLU Builder Task in Sec 3, they take in the architect history complete with the last instruction, and a dialogue representation of the current grid. Below, we detail the specific classification goal of each model:

Restrictive Help The model is trained to output one of 4 quadrants/general regions the block must be placed in.

Length-Based The model is trained to predict one of 7 classes, corresponding to how many blocks

must be placed. There are 6 classes referring to 0-5 blocks, and the 7th refers to more than 5 blocks.

Corrective Help The model must output one of 4 directions the predictions must be adjusted towards. In addition to the original input, this model also takes in a grid with the blocks placed based on the most recent Architect instruction, as that is what it needs to adjust its prediction based off of.

Mistake-Based The model learns how many blocks must be adjusted. There are 7 classes, corresponding to how many blocks must be adjusted, and None. As with corrective help, this model also takes in an additional input grid (represented as dialogue) with the blocks placed based on the most recent Architect instruction.

5 Experiments

We now discuss the results of our help-based models on the IGLU Builder task.

5.1 Data

We use the public IGLU MultiTurn Dataset¹. The dataset breaks down the complicated IGLU task of building a reference structure into steps, and we train and evaluate our models on each step. Thus, the input to our model is the most recent Architect instruction and language context (prior Builder/Architect instructions), while the output is a sentence describing where blocks should be placed (if any; parsing this output is discussed in Sec 3). We use the `train_data_augmented_part1.json` file for training, and the `val_data.json` file for testing. We have 8,736 training samples, 11,283 validation, and 1,238 test. When evaluating the confusion/clarification question models, we use 50% of the training/dev data to learn the self-generated help models, and then generate help for the validation/test sets, using gold at train time. For fair comparison, the test sets in all settings are the same.

Note that our single-step dialogue only setup is different from other IGLU task setups, which is why we establish our own baselines. Our models are not comparable to the reinforcement learning (RL) or clarification question IGLU sub-tasks (Kiseleva et al., 2022), as we are not training a first-person 3D RL agent and we ask clarification

questions based on confusion to improve final task performance.

5.2 Evaluation Metrics

We use five IGLU evaluation metrics, the first two of which are used by other IGLU models, and the other three are specific to our approach.

The first, *IGLU Reward*, determines the invariant intersection between the predicted grid and the target grid (code²). As the IGLU competition (Kiseleva et al., 2021) uses this metric for evaluation, it’s our primary metric, and we want it to be high.

The second, *Task Success Rate*, evaluates how often the model succeeds, i.e. all the blocks that should be placed are placed in the correct locations.

The third, *IGLU Distance*, determines how close on average each model block prediction is to the closest block in the target (lower = better). To account for the difference in # of blocks placed, we multiply the distance by 1 plus the absolute value of the difference between the # of blocks predicted vs. the number of blocks in the gold grid. If the model doesn’t predict any blocks, the distance is set to a high value of 100, as a harsh penalty.

The fourth, *# Blocks Placed* evaluates how many blocks the model places. This is important as not only do most IGLU instructions require multiple blocks to be placed, but also to make sure the model is outputting valid block dialogue sentences (outputs must be of a certain format to be parsed into coordinates, as discussed in Sec. 3).

The final, *Help Followed*, evaluates how often the model correctly follows the help (either it does or doesn’t, and the average is computed). For example, for restrictive help it must place the block in the correct region, and for corrective it must adjust the prediction by the correct direction.

5.3 Pre-Trained Help

Our Pre-Trained models to learn the help achieve high (99.99%) accuracy. By focusing the models on a simple task and using large amounts of data, we are able to achieve this high performance and thus effectively learn the help.

5.4 Help Feedback

Tab 1 shows the results on the test set. We compare our models to M1, which is our baseline BART

¹https://gitlab.aicrowd.com/aicrowd/challenges/iglu-challenge-2022/iglu-2022-rl-mhb-baseline/-/tree/master/nlp_training

²`argmax_intersection` function here: <https://github.com/iglu-contest/gridworld/blob/7b2d491d4c536fb24d91704f8bc947fb9beed917/gridworld/tasks/task.py>

Model	Distance	Reward	# Blocks Placed	% Help Followed
M1 : BART Language Model	12.64 (51.75)	1.26 (1.49)	2.56 (2.10)	86.78 (33.86)
M2 : Restrictive Help Loaded	223.75 (348.95)	0.04 (0.21)	0.72 (0.44)	0.29 (0.45)
M3 : Restrictive Help Pre-Trained	80.59 (176.27)	.15 (0.36)	0.94 (0.23)	51.35 (49.98)
M4 : Restrictive Help Model Add. Input	11.64 (53.01)	1.39 (1.60)	2.84 (2.32)	84.48 (36.20)
M5 : Correct Help Model Add. Input	11.66 (58.17)	1.66 (1.85)	2.80 (2.35)	61.78 (48.59)
M6 : Length Help Model Add. Input	18.93 (48.03)	1.32 (1.61)	2.80 (2.47)	61.31 (48.70)
M7 : Mistake Help Model Add. Input	16.18 (78.84)	1.46 (1.62)	2.68 (2.28)	93.24 (25.09)

Table 1: Results at the best test set for our different help models. Each cell shows mean and standard deviation (std. in parenthesis) for each metric. Gold blocks placed mean is 3.40 and STD is 3.53. All forms of help provided as additional model input in natural language (M4 – M7) improve model performance from the baseline M1 : on both distance (lower is better) and reward (higher is better), showing how help can be useful for the IGLU task. Moreover, help is followed a majority of the time by the models, showing that they can successfully incorporate it.

Model	Distance	Reward	# Blocks Placed	% Help Followed
A1 : BART Language Model	12.64 (51.75)	1.26 (1.49)	2.56 (2.10)	86.78 (33.86)
A2 : Restrictive Help Model Add. Input	10.62 (48.63)	1.38 (1.54)	2.90 (2.34)	81.60 (38.74)
A3 : Corrective Help Model Add. Input	5.10 (9.10)	1.74 (1.83)	3.28 (2.47)	71.98 (44.90)
A4 : Length Help Model Add. Input	29.13 (103.22)	0.92 (1.07)	2.04 (1.50)	46.26 (49.86)
A5 : Mistake Help Model Add. Input	11.39 (75.17)	1.67 (1.73)	3.09 (2.51)	95.11 (21.55)
A6 : Clarification Questions	13.07 (63.06)	1.29 (1.56)	2.62 (2.07)	67.52 (46.86)

Table 2: Results at the best test set for our different help models using self-generated help. Gold blocks placed mean is 3.40 and STD is 3.53. Except for length help, which also has low help prediction accuracy, all forms of self generated help achieve performance improvements over baselines. This shows that even without any human interactions, help can improve performance, as the model learns to predict and then incorporate the help. Further, generating clarification questions based on model confusion, and then providing accurate help in response to the question also increases performance over the baseline.

Language model from Sec. 3 that achieved Strong IGLU performance and was used as a baseline in the IGLU competition (Kiseleva et al., 2022).

When evaluating the different methods of incorporating Restrictive Help into the IGLU Task-Specific BART Model from See Sec. 4.2, we get the best performance when adding the help as an additional language input. When adding new layers to BART in M2 (Sec. 4.2.3) or pre-training (Sec. 4.2.1) those layers in M3, we notice significantly worse performance compared to the baseline M1. We hypothesize this happens because the additional layers added to BART change the decoder architecture. Thus, the decoder cannot be initialized from pre-trained language modeling weights, reducing the amount of knowledge the model retains from the pre-training language modeling objective. Thus, for the rest of this paper, we incorporate help by adding help utterances to the BART dialogue input.

When incorporating help as language input, we see performance improvements across all help (M4 – M7), showing that the model can take advantage of all of them. Most notably, mistake help improves average reward by $\sim 25\%$, and corrective help also leads to large improvements. Further, the

model follows all help with higher than random accuracy. This shows that through training with help feedback, the model learns how to incorporate it, and it can be a powerful form of human feedback to improve model performance. Moreover, it is simple to provide, as it can be done in natural language and is based on high-level concepts.

Help Type	Train	Valid	Test
Restrictive	65.88	66.56	62.35
Corrective	58.12	55.48	29.88
Length-based	99.28	52.12	40.22
Mistake-Based	98.35	82.08	70.40

Table 3: Accuracy of model self-generated help at training, validation, and test time.

5.5 Self-Generated Help and Clarification ?’s

The Table above shows the results of our self-generated help models from 4.3.1. We achieve high performance for restrictive, corrective, and mistake-based help. However, length-based help struggles, as the BART model struggles to accurately quantify the number of blocks to place.

When self-gen help is used at test time in Tab. 2 instead of fully accurate help in Tab. 1, we still

notice performance improvements in all settings, except length help, **without human intervention**. Corrective help performs the best, even achieving a higher reward than when it is provided accurately. We hypothesize that this occurs as whenever the self-generated help is incorrect, the model can ignore it, and use the knowledge it’s learned during training to perform better. In the fully accurate case, it’s possible that the model can’t incorporate the help, and thus performs worse. We leave investigating this to future work.

Tab 2 A6 : shows results when the model receives accurate help from clarification questions, once it determines which one it needs by providing itself all forms of self-generated help. Results show performance improvements over baselines, but worse compared to some self-generated help models, and we leave the investigation of this to future work.

6 Discussion

In this section, we analyze our IGLU models with help feedback, by asking the following questions:

- (1) *How does varying the # of regions change restrictive help performance?*
- (2) *How does our model do when help is not accurate?*

6.1 Restrictive Help: Number of Regions

Table 4 shows an ablation study, where we evaluated the number of regions we used for restrictive help on the test set, and chose 8 regions.

6.2 Handling Inaccurate Help

Help may not always be accurate, especially if provided by a human or someone trying to confuse the model, but the model should still be able to adapt. Table 3 shows the performance of self generated help which that was provided at test time, and it still lead to performance increases (Tab. 2).

7 Summary

We proposed an interactive framework for grounded language understanding tasks, such as IGLU (Kiseleva et al., 2022). Our framework enables humans to interact with AI agents through four different forms of help feedback, to provide high level tips based on concepts relevant for the final task. As it is high level, the help is simple to provide and useful for the AI agent. Further, we proposed a way for the AI agent to self-identify

confusion and ask clarification questions. To do this, we took advantage of help feedback by building a model to self-generate help, provide it to the agent, and then ask a clarification question based on the help if confusion is detected. Overall, this setup creates a fully interactive agent, one that can receive and provide interactions to a human. We showed performance improvements in these settings. Future work focuses on increasing clarification question performance.

8 Limitations

In this section, we first discuss some limitations of our model and framework (Sec. 8.1). Then, we expand with a discussion on ethics as it relates to the deployment of our models (Sec. 8.2).

8.1 Limitations

Our model has been trained on the IGLU (Kiseleva et al., 2022, 2021) dataset. Although in the paper we provided results to demonstrate strong performance on this dataset and we hypothesize that our results will generalize to our AI agent instruction following tasks, we have not tested these hypothesis yet, and it is part of our future work. However, we believe our interactive framework of an agent receiving help based on concepts relevant for its task to and also identifying confusion to ask relevant clarifying questions is a general contribution and may be applicable in other scenarios.

Scaling our models to larger settings on larger datasets would likely require more compute, and could impact performance/training time. We trained on a single NVIDIA 12 GB Titan X GPU, and training took a day. Running hyper-parameter search also took a week, to find the best parameters for our Large Language Model.

8.2 Ethics

To the best of our knowledge we did not violate any code of ethics through the experiments done in this paper. We reported the details of our experiments both in the main body of the paper and the appendix, including hyperparameter details, training/validation set performance, etc. Moreover, qualitative result we report is an outcome from a machine learning model and does not represent the authors’ personal views.

Our interactive framework in general should be used to improve the performance of AI agents. However, we understand that some users may use

it with malicious intent, such as providing incorrect help feedback to make the agent make a wrong prediction. We showed in the paper, especially in the model self-generated help and discussion sections, that our model can adapt to incorrect human feedback, since the model does not solely rely on human feedback, but also utilizes the knowledge it learns in the training data. However, studying malicious human feedback is an ongoing area of our future work, and users deploying this system should be aware of this possibility.

References

- Josh Abramson, Arun Ahuja, Iain Barr, Arthur Brussee, Federico Carnevale, Mary Cassin, Rachita Chhaparia, Stephen Clark, Bogdan Damoc, Andrew Dudzik, et al. 2020. Imitating interactive intelligence. *arXiv preprint arXiv:2012.05672*.
- Mohammad Aliannejadi, Julia Kiseleva, Aleksandr Chuklin, Jeff Dalton, and Mikhail Burtsev. 2021. [Building and evaluating open-domain dialogue corpora with clarifying questions](#). In *Proceedings of the 2021 Conference on Empirical Methods in Natural Language Processing*, pages 4473–4484, Online and Punta Cana, Dominican Republic. Association for Computational Linguistics.
- Yonatan Bisk, Deniz Yuret, and Daniel Marcu. 2016. Natural language communication with robots. In *Proceedings of the 2016 Conference of the North American Chapter of the Association for Computational Linguistics: Human Language Technologies*, pages 751–761.
- Bhavana Dalvi, Oyvind Tafjord, and Peter Clark. 2022. Towards teachable reasoning systems. *arXiv preprint arXiv:2204.13074*.
- Ahmed Elgohary, Christopher Meek, Matthew Richardson, Adam Fourney, Gonzalo Ramos, and Ahmed Hassan Awadallah. 2021. NI-edit: Correcting semantic parse errors through natural language interaction. *arXiv preprint arXiv:2103.14540*.
- Linxi Fan, Guanzhi Wang, Yunfan Jiang, Ajay Mandekar, Yuncong Yang, Haoyi Zhu, Andrew Tang, De-An Huang, Yuke Zhu, and Anima Anandkumar. 2022. Minedojo: Building open-ended embodied agents with internet-scale knowledge. In *Thirty-sixth Conference on Neural Information Processing Systems Datasets and Benchmarks Track*.
- Kevin A Gluck and John E Laird. 2018. *Interactive task learning: Humans, robots, and agents acquiring new tasks through natural interactions*. The MIT Press.
- Jonathan Gray, Kavya Srinet, Yacine Jernite, Haonan Yu, Zhuoyuan Chen, Demi Guo, Siddharth Goyal, C. Lawrence Zitnick, and Arthur Szlam. 2019. [Craftassistant: A framework for dialogue-enabled interactive agents](#).
- Sepp Hochreiter and Jürgen Schmidhuber. 1997. Long short-term memory. *Neural computation*, 9(8):1735–1780.
- Joo-Kyung Kim, Guoyin Wang, Sungjin Lee, and Young-Bum Kim. 2021. Deciding whether to ask clarifying questions in large-scale spoken language understanding. In *2021 IEEE Automatic Speech Recognition and Understanding Workshop (ASRU)*, pages 869–876. IEEE.
- Diederik P Kingma and Jimmy Ba. 2014. Adam: A method for stochastic optimization. *arXiv preprint arXiv:1412.6980*.
- Julia Kiseleva, Ziming Li, Mohammad Aliannejadi, Shrestha Mohanty, Maartje ter Hoeve, Mikhail Burtsev, Alexey Skrynnik, Artem Zholus, Aleksandr Panov, Kavya Srinet, et al. 2021. Neurips 2021 competition iglu: Interactive grounded language understanding in a collaborative environment. *arXiv preprint arXiv:2110.06536*.
- Julia Kiseleva, Alexey Skrynnik, Artem Zholus, Shrestha Mohanty, Negar Arabzadeh, Marc-Alexandre Côté, Mohammad Aliannejadi, Milagro Teruel, Ziming Li, Mikhail Burtsev, et al. 2022. Iglu 2022: Interactive grounded language understanding in a collaborative environment at neurips 2022. *arXiv preprint arXiv:2205.13771*.
- Mike Lewis, Yinhan Liu, Naman Goyal, Marjan Ghazvininejad, Abdelrahman Mohamed, Omer Levy, Ves Stoyanov, and Luke Zettlemoyer. 2019. Bart: Denoising sequence-to-sequence pre-training for natural language generation, translation, and comprehension. *arXiv preprint arXiv:1910.13461*.
- Aman Madaan, Niket Tandon, Prakhar Gupta, Skyler Hallinan, Luyu Gao, Sarah Wiegrefe, Uri Alon, Nouha Dziri, Shrimai Prabhumoye, Yiming Yang, et al. 2023. Self-refine: Iterative refinement with self-feedback. *arXiv preprint arXiv:2303.17651*.
- Aman Madaan, Niket Tandon, Dheeraj Rajagopal, Yiming Yang, Peter Clark, Keisuke Sakaguchi, and Ed Hovy. 2021. Improving neural model performance through natural language feedback on their explanations. *arXiv preprint arXiv:2104.08765*.
- Nikhil Mehta and Dan Goldwasser. 2019. Improving natural language interaction with robots using advice. *arXiv preprint arXiv:1905.04655*.
- Anjali Narayan-Chen, Prashant Jayannavar, and Julia Hockenmaier. 2019. [Collaborative dialogue in Minecraft](#). In *Proceedings of the 57th Annual Meeting of the Association for Computational Linguistics*, pages 5405–5415, Florence, Italy. Association for Computational Linguistics.
- Joon Sung Park, Joseph C O’Brien, Carrie J Cai, Meredith Ringel Morris, Percy Liang, and Michael S Bernstein. 2023. Generative agents: Interactive simulacra of human behavior. *arXiv preprint arXiv:2304.03442*.

- Debjit Paul, Mete Ismayilzada, Maxime Peyrard, Beatriz Borges, Antoine Bosselut, Robert West, and Boi Faltings. 2023. Refiner: Reasoning feedback on intermediate representations. *arXiv preprint arXiv:2304.01904*.
- Colin Raffel, Noam Shazeer, Adam Roberts, Katherine Lee, Sharan Narang, Michael Matena, Yanqi Zhou, Wei Li, Peter J Liu, et al. 2020. Exploring the limits of transfer learning with a unified text-to-text transformer. *J. Mach. Learn. Res.*, 21(140):1–67.
- Pengzhen Ren, Yun Xiao, Xiaojun Chang, Po-Yao Huang, Zhihui Li, Brij B Gupta, Xiaojiang Chen, and Xin Wang. 2021. A survey of deep active learning. *ACM computing surveys (CSUR)*, 54(9):1–40.
- Zhengxiang Shi, Yue Feng, and Aldo Lipani. 2022. Learning to execute actions or ask clarification questions. In *Findings of the Association for Computational Linguistics: NAACL 2022*, pages 2060–2070.
- Mohit Shridhar, Jesse Thomason, Daniel Gordon, Yonatan Bisk, Winson Han, Roozbeh Mottaghi, Luke Zettlemoyer, and Dieter Fox. 2020. Alfred: A benchmark for interpreting grounded instructions for everyday tasks. In *Proceedings of the IEEE/CVF conference on computer vision and pattern recognition*, pages 10740–10749.
- Alexey Skrynnik, Zoya Volovikova, Marc-Alexandre Côté, Anton Voronov, Artem Zholus, Negar Arabzadeh, Shrestha Mohanty, Milagro Teruel, Ahmed Awadallah, Aleksandr Panov, et al. 2022. Learning to solve voxel building embodied tasks from pixels and natural language instructions. *arXiv preprint arXiv:2211.00688*.
- Niket Tandon, Aman Madaan, Peter Clark, and Yiming Yang. 2022. Learning to repair: Repairing model output errors after deployment using a dynamic memory of feedback. *NAACL Findings.(to appear)*.
- Julia White, Gabriel Poesia, Robert Hawkins, Dorsa Sadigh, and Noah Goodman. 2021. Open-domain clarification question generation without question examples. In *Proceedings of the 2021 Conference on Empirical Methods in Natural Language Processing*, pages 563–570.
- Terry Winograd. 1972. Understanding natural language. *Cognitive psychology*, 3(1):1–191.
- Thomas Wolf, Lysandre Debut, Victor Sanh, Julien Chaumond, Clement Delangue, Anthony Moi, Pierric Cistac, Tim Rault, Rémi Louf, Morgan Funtowicz, Joe Davison, Sam Shleifer, Patrick von Platen, Clara Ma, Yacine Jernite, Julien Plu, Canwen Xu, Teven Le Scao, Sylvain Gugger, Mariama Drame, Quentin Lhoest, and Alexander M. Rush. 2020. [Transformers: State-of-the-art natural language processing](#). In *Proceedings of the 2020 Conference on Empirical Methods in Natural Language Processing: System Demonstrations*, pages 38–45, Online. Association for Computational Linguistics.
- Artem Zholus, Alexey Skrynnik, Shrestha Mohanty, Zoya Volovikova, Julia Kiseleva, Artur Szlam, Marc-Alexandre Côté, and Aleksandr I Panov. 2022. Iglu gridworld: Simple and fast environment for embodied dialog agents. *arXiv preprint arXiv:2206.00142*.

A Help Details

In this section, we provide detailed examples of the help types discussed in Sec 4.1. Help is generated based on gold data, or in the model self-generated case based on model predictions. Based on these coordinates (either gold or predicted), we can generate the help and fill it into a pre-defined slot based on each help type.

A.1 Restrictive

For Restrictive Help, we divide the center region (from -0.5 to 0.5 in the x and y directions) into an equal number of regions (either 4 or 8, depending on the model). Then, we divide the rest of the grid into 4 regions, also in the x and y directions. For example, a coordinate with (x, y) location (0.8, 0.8) is in the ‘upper left not in the center’ region, while a coordinate (0.2, 0.2) is in the ‘upper left in the center’ region. These regions are then filled into the slots in the sentence ‘Place the block in the _ region’, to form the final *help* sentence: ‘Place the block in upper left not in the center region’. As we have 8 total regions, the different region descriptions we use are: "upper right", "upper left", "lower left", "lower right", "upper upper right", "upper upper left", "lower lower left", and "lower lower right"

A.2 Length-Based

Length-based help tells the model how many blocks to place. For example, if 3 blocks must be placed, then the help is ‘You should place 3 blocks’. To generate the help utterance, we slot fill the sentence ‘You should place _ blocks’ with a number representing the number of blocks to place.

A.3 Corrective

Corrective help tells the model what direction to adjust its’ predictions in. For example, if the model predicted a (x, y) coordinate of (0.5, 0.5) and the true block location was (0.8, 0.5), then the model should place the block more to the right, based on the x coordinate. Thus, the help would be be: ‘Place the block more to the right’. To generate the help utterance, we slot fill the sentence ‘Place the block more to the _ ‘ with either "left", "right", "up", or "down" (depending on the direction to adjust).

A.4 Mistake-Based

Mistake-based help tells the model how many blocks it placed incorrectly. For example, if the

model placed 3 blocks and 2 were placed incorrectly, the help would be: ‘You placed 2 blocks incorrectly’. To generate the help utterance, we slot fill the sentence ‘You placed _ blocks incorrectly’ with a number corresponding to how many blocks were placed incorrectly.

B Implementation Details

We implement our models using the PyTorch Framework³ and use the Transformers package (Wolf et al., 2020) for our Transformer implementations. We use the Facebook BART-Base model everywhere that we use a Transformer Language Model (Lewis et al., 2019). We train our end-to-end model with a learning rate of 1e-4 and the Adam optimizer (Kingma and Ba, 2014). Our self-generated models use a learning rate of 1e-6 and the classification layer is not pre-loaded. We trained all our models using a 12GB TITAN XP GPU card. Training the self-generated model took approximately 5 hours, whereas training the end-to-end models took anywhere from 1-2 days. We mentioned the details of our dataset in Sec. 5.1.

C Pre-trained Model Implementation Details

In this section, we describe the details of our pre-trained model to incorporate help from Sec 4.2.1. We experimented with a model that is pre-trained to understand restrictive help, trained as a binary prediction task: Given a random input coordinate and a help sentence containing a region, the model should predict positive if the coordinate is in the region specified, else negative. Through 100,000 randomly generated training examples, this objective enables the model to learn which regions correspond to which coordinate locations.

This pre-trained model uses a 128 dim., 2 hidden state LSTM (Hochreiter and Schmidhuber, 1997) to encode the help sentence. Its output is then concat with the embedding of the coordinate (100 dim. fully connected (FC) layer for each coordinate), which is fed into a FC layer for prediction.

To use the parameters in the task-specific IGLU model, we load the pre-trained LSTM layers into the decoder section of the BART model discussed in Sec 3, concatenating it with the original decoder input from the Transformer architecture, and adding a FC layer to match dims. Now, when help is

³<https://pytorch.org/>

provided, it is encoded and understood by the pre-trained LSTM and thus can be used by the task-specific IGLU BART model.

D Ablation Study for Restrictive Help

In Tab. 4, we show an ablation study for restrictive help, evaluated on a smaller dataset. It is clear that restrictive help with 8 regions leads to the best performance, which is why we use it.

E Real World Application of Help

In this section, we discuss a potential real-world application of our help system, enabling humans to communicate with AI agents for tasks like IGLU in natural language.

In this paper, we simulated the help by slot filling pre-defined utterances. However, in the real-world, humans can provide help in a variety of language. To handle this, we first note that each form of help is constrained in some way, i.e. has a limited number of options for the types of help that can be given. For example, restrictive help can have 8 regions, length-based help has a maximum of 8 blocks that can be placed, corrective help has 4 directions to move, and mistake-based help has up to 8 number of blocks that can be placed incorrectly. Thus, every human help utterance must be mapped to one of the options. We hypothesize that this can be done using a few-shot prompted Large Language Model (LLM), where the model is trained for a classification problem. For example, it could be trained to first identify which form of help the human is providing, i.e. restrictive, and then which version of restrictive help, i.e. which region the block should be placed in. This would allow converting a varying language help utterance into one of our "slot-filled" help utterances, and then our framework could be used as normal.

Further, in this paper we only experimented with a single-step dialogue only IGLU setup, but it is possible that IGLU be solved with a different setup, like a Reinforcement Learning (RL) agent. In this case, our help can be provided as an additional input to the RL agent model via a Language Model component, and then everything can be used as normal.

Model	Distance	Reward	# Blocks Placed	% Help Followed
Restrictive Help 4 Regions	23.06 (37.67)	0.48 (0.73)	2.32 (1.53)	69.56 (46.01)
Restrictive Help 8 Regions	23.03 (27.71)	0.54 (0.76)	2.54 (0.70)	65.22 (47.62)
Restrictive Help 16 Regions	37.69 (108.12)	0.42 (0.63)	2.60 (1.15)	62.64 (48.37)

Table 4: Ablation Study: Test Set Results for different number of regions for restrictive help. We find that 8 regions provides the best performance. Gold blocks placed mean is 3.40 and STD is 3.53.