

An Introduction to Transformers

Richard E. Turner
Department of Engineering, University of Cambridge, UK
Microsoft Research, Cambridge, UK
ret26@cam.ac.uk

Abstract. The transformer is a neural network component that can be used to learn useful representations of sequences or sets of data-points [Vaswani et al., 2017]. The transformer has driven recent advances in natural language processing [Devlin et al., 2019], computer vision [Dosovitskiy et al., 2021], and spatio-temporal modelling [Bi et al., 2022]. There are many introductions to transformers, but most do not contain precise mathematical descriptions of the architecture and the intuitions behind the design choices are often also missing¹. Moreover, as research takes a winding path, the explanations for the components of the transformer can be idiosyncratic. In this note we aim for a mathematically precise, intuitive, and clean description of the transformer architecture.

¹See Phuong and Hutter [2022] for an exception to this.

1 Preliminaries

Let's start by talking about the form of the data that is input into a transformer, the goal of the transformer, and the form of its output.

1.1 Input data format: sequences of tokens

In order to apply a transformer, data must be converted into a sequence¹ of N tokens $x_n^{(0)}$ of dimension D (see figure 1). The tokens can be collected into a matrix $X^{(0)}$ which is $D \times N$ e.g. a sequence of words embedded into vectors or patches of images embedded into vectors.² These embeddings can be fixed or they can be learned with the rest of the parameters of the model e.g. the vectors representing words can be optimised and so too can the linear transform used to embed image patches (see figure 2).

A sequence of tokens is a generic representation to use as an input – many different types of data can be “tokenised” and transformers are then immediately applicable rather than requiring a bespoke architectures for each modality (CNNs for images, RNNs for sequences, deepsets for sets). Moreover, this means that you don't need bespoke handcrafted architectures for mixing data of different modalities — you can just throw them all into a big set of tokens.

1.2 Goal: representations of sequences

The transformer will ingest the input data $X^{(0)}$ and return a representation of the sequence in terms of another matrix $X^{(M)}$ which is also of size $D \times N$. The slice $x_n = X_{:,n}^{(M)}$ will be a vector of features representing the sequence at the location of token n . These representations can be used for auto-regressive prediction of the next (n+1)th token, global classification of the entire sequence (by pooling across the whole representation), sequence-to-sequence or image-to-image prediction problems, etc. Here M denotes the number of layers in the transformer.

2 The transformer block

The representation of the input sequence will be produced by iteratively applying a transformer block

$$X^{(m)} = \text{transformer-block}(X^{(m-1)}).$$

The block itself comprises two stages: one operating across the sequence and one operating across the features. The first stage refines each feature independently according to relationships between tokens across the sequence e.g. how much a word in a sequence at position n depends on previous words at position n' , or how much two different patches from an image are related to one another. This stage acts horizontally across rows of $X^{(m-1)}$. The second stage refines the features representing each token. This stage acts vertically across a column of $X^{(m-1)}$. By repeatedly applying the transformer block the representation at token n and feature d can be shaped by information at token n' and feature d' .

2.1 Stage 1: self-attention over time

The output of the first stage of the transformer block is another $D \times N$ array, $Y^{(m)}$. The output is produced by aggregating information across the sequence independently for each feature using an operation called *attention*.

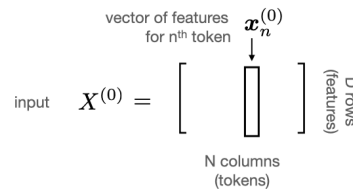


Figure 1: The input to a transformer is N vectors $x_n^{(0)}$ which are each D dimensional. These can be collected together into an array $X^{(0)}$.

¹ Strictly speaking, the collection of tokens does not need to have an order and the transformer can handle them as a set (where order does not matter), rather than a sequence. See section 3.

² Note that much of the literature uses the transposed notation whereby the data matrix is $N \times D$, but I want sequences to run across the page and features down it in the schematics (a convention I use in other lecture notes).

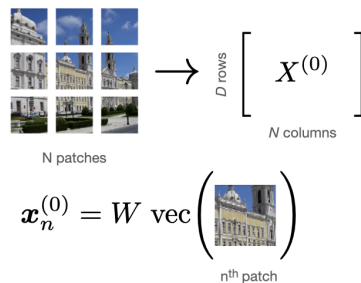


Figure 2: Encoding an image: an example [Dosovitskiy et al., 2021]. An image is split into N patches. Each patch is reshaped into a vector by the vec operator. This vector is acted upon by a matrix W which maps the patch to a D dimensional vector $x_n^{(0)}$. These vectors are collected together into the input $X^{(0)}$. The matrix W can be learned with the rest of the transformer's parameters.

Attention. Specifically, the output vector at location n , denoted $\mathbf{y}_n^{(m)}$, is produced by a simple weighted average of the input features at location $n' = 1 \dots N$, denoted $\mathbf{x}_{n'}^{(m)}$, that is³

$$\mathbf{y}_n^{(m)} = \sum_{n'=1}^N \mathbf{x}_{n'}^{(m)} A_{n',n}^{(m)}. \quad (1)$$

Here the weighting is given by a so-called *attention matrix* $A_{n',n}^{(m)}$ which is of size⁴ $N \times N$ and normalises over its columns $\sum_{n'=1}^N A_{n',n}^{(m)} = 1$. Intuitively speaking $A_{n',n}^{(m)}$ will take a high value for locations in the sequence n' which are of high relevance for location n . For irrelevant locations, it will take the value 0. For example, all patches of a visual scene coming from a single object might have high corresponding attention values.

We can compactly write the relationship as a matrix multiplication,

$$\mathbf{Y}^{(m)} = \mathbf{X}^{(m-1)} \mathbf{A}^{(m)}, \quad (2)$$

and we illustrate it below in figure 3.⁵

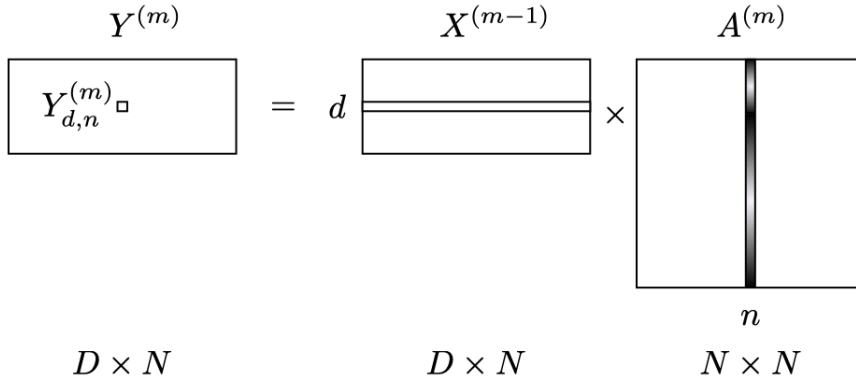


Figure 3: The output of an element of the attention mechanism, $Y_{d,n}^{(m)}$, is produced by the dot product of the input horizontally sliced through time $X_{d,:}^{(m)}$ with a vertical slice from the attention matrix $A_{:,n}^{(m)}$. Here the shading in the attention matrix represent the elements with a high value in white and those with a low value, near to 0, in black.

Self-attention. So far, so simple. But where does the attention matrix come from? The neat idea in the first stage of the transformer is that the attention matrix is generated from the input sequence itself – so-called *self-attention*.

A simple way of generating the attention matrix from the input would be to measure the similarity between two locations by the dot product between the features at those two locations and then use a softmax function to handle the normalisation i.e.⁶

$$A_{n,n'} = \frac{\exp(\mathbf{x}_n^\top \mathbf{x}_{n'})}{\sum_{n''=1}^N \exp(\mathbf{x}_n^\top \mathbf{x}_{n''})}.$$

However, this naïve approach entangles information about the similarity between locations in the sequence with the content of the sequence itself.

An alternative is to perform the same operation on a linear transformation of the sequence, $U\mathbf{x}_n$, so that⁷

³ **Relationship to Convolutional Neural Networks (CNNs).** The attention mechanism can recover convolutional filtering as a special case e.g. if $\mathbf{x}_n^{(0)}$ is a 1D regularly sampled time-series and $A_{n',n}^{(m)} = A_{n'-n}^{(m)}$ then the attention mechanism in eq. 1 becomes a convolution. Unlike normal CNNs, these filters have full temporal support. Later we will see that the filters themselves dynamically depend on the input, another difference from standard CNNs. We will also see a similarity: transformers will use multiple attention maps in each layer in the same way that CNNs use multiple filters (though typically transformers have fewer attention maps than CNNs have channels).

⁴ The need for transformers to store and compute $N \times N$ attention arrays can be a major computational bottleneck, which makes processing of long sequences challenging.

⁵ When training transformers to perform autoregressive prediction, e.g. predicting the next word in a sequence based on the previous ones, a clever batching technique can be used to accelerate training. This involves applying the transformer to the whole sequence, and using masking in the attention mechanism ($A^{(m)}$ becomes an upper triangular matrix) to prevent future tokens affecting the representation at earlier tokens. Causal predictions can then be made for the entire sequence in one forward pass through the transformer. See section 4 for more information.

⁶ We temporarily suppress the superscripts here to ease the notation so $A_{n,n'}^{(m)}$ becomes $A_{n,n'}$ and similarly $\mathbf{x}_n^{(m)}$ becomes \mathbf{x}_n .

⁷ Often you will see attention parameterised as

$$A_{n,n'} = \frac{\exp(\mathbf{x}_n^\top U^\top U \mathbf{x}_{n'} / \sqrt{D})}{\sum_{n''=1}^N \exp(\mathbf{x}_n^\top U^\top U \mathbf{x}_{n''} / \sqrt{D})}.$$

Dividing the exponents by the square-root of the dimensionality of the projected vector helps numerical stability, but in this presentation we absorb this term into U .

$$A_{n,n'} = \frac{\exp(\mathbf{x}_n^\top U^\top U \mathbf{x}_{n'})}{\sum_{n''=1}^N \exp(\mathbf{x}_{n''}^\top U^\top U \mathbf{x}_{n'})}$$

In this way only some of the features in the input sequence need be used to compute the similarity, the others being projected out, thereby decoupling the attention computation from the content. However, the numerator in this construction is symmetric. This could be a disadvantage. For example, we might want the word ‘caulking iron’ to be strongly associated with the word ‘tool’ (as it is a type of tool), but have the word ‘tool’ more weakly associated with the word ‘caulking iron’ (because most of us rarely encounter it).⁸

Fortunately, it is simple to generalise the attention mechanism above to be asymmetric by applying two different linear transformations to the original sequence,

$$A_{n,n'} = \frac{\exp(\mathbf{x}_n^\top U_q^\top U_k \mathbf{x}_{n'})}{\sum_{n''=1}^N \exp(\mathbf{x}_{n''}^\top U_q^\top U_k \mathbf{x}_{n'})}. \quad (3)$$

The two quantities that are dot-producted together here $\mathbf{q}_n = U_q \mathbf{x}_n$ and $\mathbf{k}_n = U_k \mathbf{x}_n$ are typically known as the *queries* and the *keys*, respectively.

Together equations 2 and 3 define the self-attention mechanism. Notice that the $K \times D$ matrices U_q and U_k are the only parameters of this mechanism.⁹

Multi-head self-attention (MHSA). In the self-attention mechanisms described above, there is one attention matrix which describes the similarity of two locations within the sequence. This can act as a bottleneck in the architecture – it would be useful for pairs of points to be similar in some ‘dimensions’ and different in others.¹⁰

In order to increase capacity of the first self-attention stage, the transformer block applies H sets of self-attention in parallel¹¹ (termed H heads) and then linearly projects the results down to the $D \times N$ array required for further processing. This slight generalisation is called *multi-head self-attention*.

$$Y^{(m)} = \text{MHSA}_\theta(X^{(m-1)}) = \sum_{h=1}^H V_h X^{(m-1)} A_h^{(m)}, \quad \text{where} \quad (4)$$

$$[A_h^{(m)}]_{n,n'} = \frac{\exp\left(\left(\mathbf{q}_{h,n}^{(m)}\right)^\top \mathbf{k}_{h,n'}^{(m)}\right)}{\sum_{n''=1}^N \exp\left(\left(\mathbf{q}_{h,n''}^{(m)}\right)^\top \mathbf{k}_{h,n'}^{(m)}\right)} \quad (5)$$

$$\mathbf{q}_{h,n}^{(m)} = U_{q,h}^{(m)} \mathbf{x}_n^{(m-1)} \quad \text{and} \quad \mathbf{k}_{h,n}^{(m)} = U_{k,h}^{(m)} \mathbf{x}_n^{(m-1)}. \quad (6)$$

Here the H matrices V_h which are $D \times D$ project the H self-attention stages down to the required output dimensionality D .¹²

The addition of the matrices V_h , and the fact that retaining just the diagonal elements of the attention matrix $A^{(m)}$ will interact the signal instantaneously with itself, does mean there is some cross-feature processing in multi-head self-attention, as opposed to it containing purely cross-sequence processing. However, the stage has limited capacity for this type of processing and it is the job of the second stage to address this.

Figure 4 shows multi-head self-attention schematically. Multi-head attention comprises the following parameters $\theta = \{U_{q,h}, U_{k,h}, V_h\}_{h=1}^H$ i.e. $3H$ matrices of size $K \times D$, $K \times D$, and $D \times D$ respectively.

2.2 Stage 2: multi-layer perceptron across features

The second stage of processing in the transformer block operates across features, refining the representation using a non-linear transform. To do this, we simply

⁸ Some of this effect could be handled by the normalisation in the denominator, by asymmetric similarity allows more flexibility.

⁹ **Relationship to Recurrent Neural Networks (RNNs).** It is illuminating to compare the temporal processing in the transformer to that of RNNs which recursively update a hidden state feature representation ($\mathbf{x}_n^{(1)}$) based on the current observation ($\mathbf{x}_n^{(0)}$) and the previous hidden state $\mathbf{x}_n^{(1)} = f(\mathbf{x}_{n-1}^{(1)}; \mathbf{x}_n^{(0)}) = f(f(\mathbf{x}_{n-2}^{(1)}; \mathbf{x}_{n-1}^{(0)}); \mathbf{x}_n^{(0)})$. Here we’ve unrolled the RNN one step to show that observations which are nearby to the hidden state (e.g. $\mathbf{x}_n^{(0)}$) are treated differently from observations that are further away (e.g. $\mathbf{x}_{n-1}^{(0)}$), as information is propagated by recurrent application of the function $f(\cdot)$. In contrast, in the transformer, self-attention treats all observations at all time-points in an identical manner, no matter how far away they are. This is one reason why they find it simpler to learn long-range relationships.

¹⁰ If attention matrices are viewed as a data-driven version of filters in a CNN, then the need for more filters / channels is clear. Typical choices for the number of heads H is 8 or 16, lower than typical numbers of channels in a CNN.

¹¹ The computational cost of multi-head self-attention is usually dominated by the matrix multiplication involving the attention matrix and is therefore $\mathcal{O}(HDN^2)$.

¹² The product of the matrices $V_h X^{(m-1)}$ is related to the so-called *values* which are normally introduced in descriptions of self-attention along side queries and keys. In the usual presentation, there is a redundancy between the linear transform used to compute the values and the linear projection at the end of the multi-head self-attention, so we have not explicitly introduced them here. The standard presentation can be recovered by setting V_h to be a low-rank matrix $V_h = U_h U_{v,h}$ where U_h is $D \times K$ and $U_{v,h}$ is $K \times D$. Typically K is set to $K = D/H$ so that changing the number of heads leads to models with similar numbers of parameters and computational demands.

$$\begin{array}{c}
\boxed{Y^{(m)}} = \sum_{h=1}^H \boxed{V_h} \times \boxed{X^{(m-1)}} \times \boxed{A_h^{(m)}} \\
D \times N \qquad D \times D \quad D \times N \qquad N \times N \\
\qquad \qquad \qquad \times H \qquad \qquad \qquad \times H
\end{array}$$

Figure 4: Multi-head self-attention applies H self-attention operations in parallel and then linearly projects the $HD \times N$ dimensional output down to $D \times N$ by applying a linear transform, implemented here by the H matrices V_h .

apply a multi-layer perceptron (MLP) to the vector of features at each location n in the sequence,

$$x_n^{(m)} = \text{MLP}_\theta(y_n^{(m)}).$$

Notice that the parameters of the MLP, θ , are the same for each location n .¹³

2.3 The transformer block: Putting it all together with residual connections and layer normalisation

We can now stack MHSA and MLP layers to produce the transformer block. Rather than doing this directly, we make use of two ubiquitous transformations to produce a more stable model that trains more easily: residual connections and normalisation.

The use of residual connections is widespread across machine learning as they make initialisation simple, have a sensible inductive bias towards simple functions, and stabilise learning [Szegedy et al., 2017]. Instead of directly specifying a function $x^{(m)} = f_\theta(x^{(m-1)})$, the idea is to parameterise it in terms of an identity mapping and a residual term

$$x^{(m)} = x^{(m-1)} + \text{res}_\theta(x^{(m-1)}).$$

Equivalently, this can be viewed as modelling the differences between the representation $x^{(m)} - x^{(m-1)} = \text{res}_\theta(x^{(m-1)})$ and will work well when the function that is being modelled is close to identity. This type of parameterisation is used for both the MHSA and MLP stages in the transformer, with the idea that each applies a mild non-linear transformation to the representation. Over many layers, these mild non-linear transformations compose to form large transformations.

The use of normalisation, such as LayerNorm and BatchNorm, is also widespread across the deep learning community as a means to stabilise learning. LayerNorm [Ba et al., 2016] acts on each feature dimension independently, removing the mean and dividing by the standard deviation,¹⁴

$$\bar{x}_{d,n} = \frac{1}{\sqrt{\text{var}(\mathbf{x}_d)}} (x_{d,n} - \text{mean}(\mathbf{x}_d)) = \text{LayerNorm}(X)_{d,n}$$

where $\text{mean}(\mathbf{x}_d) = \frac{1}{N} \sum_{n=1}^N x_{d,n}$ and $\text{var}(\mathbf{x}_d) = \frac{1}{N} \sum_{n=1}^N (x_{d,n} - \text{mean}(\mathbf{x}_d))^2$. This transform stops feature representations blowing up in magnitude as non-linearities are repeatedly applied through neural networks.¹⁵ In transformers, LayerNorm is applied in the residual terms of both the MHSA and MLP stages. Putting this all together, we have the transformer block shown schematically in figure 5.

3 Position encoding

The transformer treats the data as a set — if you permute the columns of $X^{(0)}$ (i.e. re-order the tokens in the input sequence) you permute all the representations throughout the network $X^{(m)}$ in the same way. This is key for many

¹³ The MLPs used typically have one or two hidden-layers with dimension equal to the number of features D (or larger). The computational cost of this step is therefore roughly $N \times D \times D$. If the feature embedding size approaches the length of the sequence $D \approx N$, the MLPs can start to dominate the computational complexity (e.g. this can be the case for vision transformers which embed large patches).

¹⁴ This is also known as z-scoring in some fields and is related to whitening.

¹⁵ Whilst it is possible to control the non-linearities and weights in neural networks to prevent explosion of the representation, the constraints this places on the activation functions can adversely affect learning. The LayerNorm approach is arguably simpler and simpler to train.

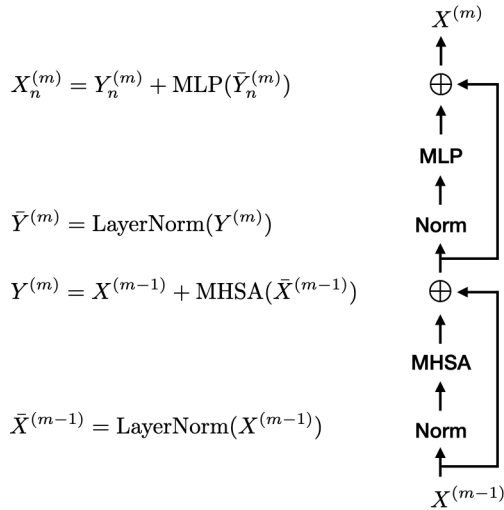


Figure 5: The transformer block. Residual connections are added to the multi-head self-attention (MHSA) stage and the multi-layer perceptron (MLP) stage. Layer normalisation is also applied to the inputs of both the MHSA and the MLP. They are then stacked. This block can then be repeated M times.

applications since there may not be a natural way to order the original data into a sequence of tokens. For example, there is no single ‘correct’ order to map image patches into a one dimensional sequence.

However, this presents a problem since positional information is key in many problems and the transformer has thrown it out. The sequence ‘herbivores eat plants’ should not have the same representation (up to permutation) as ‘plants eat herbivores’. Nor should an image have the same representation as one comprising the same patches randomly permuted. Thankfully, there is a simple fix for this: the location of each token within the original dataset should be included in the token itself, or through the way it is processed. There are several options how to do this, one is to include this information directly into the embedding $X^{(0)}$. E.g. by simply adding the position embedding (surprisingly this works¹⁶) or concatenating. The position information can be fixed e.g. adding a vector of sinusoids of different frequencies and phases to encode position of a word in a sentence [Vaswani et al., 2017], or it can be a free parameter which is learned Devlin et al. [2019], as it often done in image transformers. There are also approaches to include relative distance information between pairs of tokens by modifying the self-attention mechanism [Wu et al., 2021].

4 The Head of the Transformer

For completeness we will give some simple examples for how the head of the network is setup to handle simple prediction tasks.

4.1 Auto-regressive language modelling

For auto-regressive language modelling the goal is to predict the next word w_n in the sequence given the previous words $w_{1:n-1}$. To do this we apply the transformer block M times to the input sequence of words. We then take the representation at token $n - 1$, that is $x_{n-1}^{(M)}$ which captures information in the sequence at this point, and generate the probability of the next word through a

¹⁶ Vision transformers [Dosovitskiy et al., 2021] use $x_n^{(0)} = Wp_n + e_n$ where p_n is the n th vectorised patch, e_n is the learned position embedding, and W is the patch embedding matrix. Arguably it would be more intuitive to append the position embedding to the patch embedding. However, after applying a linear transform,

$$\begin{aligned}
 V \begin{bmatrix} Wp_n \\ e_n \end{bmatrix} &= \begin{bmatrix} V_{11} & V_{12} \\ V_{21} & V_{22} \end{bmatrix} \begin{bmatrix} Wp_n \\ e_n \end{bmatrix} \\
 &= \begin{bmatrix} V_{11}Wp_n + V_{12}e_n \\ V_{21}Wp_n + V_{22}e_n \end{bmatrix} \\
 &= W'p_n + e'_n
 \end{aligned}$$

we recover the additive construction, which is one hint as to why it works.

softmax operation

$$p(w_n = w | w_{1:n-1}) = p(w_n = w | \mathbf{x}_{n-1}^{(M)}) = \frac{\exp(\mathbf{g}_w^\top \mathbf{x}_{n-1}^{(M)})}{\sum_{w=1}^W \exp(\mathbf{g}_w^\top \mathbf{x}_{n-1}^{(M)})}.$$

Here W is the vocabulary size, the w th word is w and $\{\mathbf{g}_w\}_{w=1}^W$ are softmax weights.

One the face of it, auto-regressive application of the transformer is expensive to train. We seem to have to apply the transformer for each prediction that needs to be evaluated on the training data e.g. we make a prediction for the first word, then we pass the first observed word through the transformer and predict the next one, then we take the first two observed words and pass these through, and so on. This is computationally extremely costly requiring N applications of the transformer. A clever batching trick is to instead apply the transformer to the entire observed sequence directly and to use masking to stop future words from affecting the representation of words that appear earlier in the sequences. This can be conveniently handled by making the attention matrix upper-triangular so that $A_{n,n'} = 0$ when $n > n'$.¹⁷

¹⁷ Notice that this masking operation also encodes position information since you can infer the order of the tokens from the mask.

4.2 Image classification

For image classification the goal is to predict the label y given the input image which has been tokenised into the sequence $X^{(0)}$, that is $p(y|X^{(0)})$. One way of computing this representation would be to aggregate the final layer of the transformer, $X^{(M)}$, across the sequence e.g. by spatial pooling $\mathbf{h} = \sum_{n=1}^N \mathbf{x}_n^{(M)}$ in order to form a feature representation for the entire image. The representation \mathbf{h} could then be used to perform softmax classification. An alternative approach is found to perform better [Dosovitskiy et al., 2021]. Instead we introduce a new fixed (learned) token at the start $n = 0$ of the input sequence $\mathbf{x}_0^{(0)}$. At the head we use the $n = 0$ vector, $\mathbf{x}_0^{(M)}$, to perform the softmax classification. This approach has the advantage that the transformer maintains and refines a global representation of the sequence at each level M that is appropriate for classification.

4.3 More complex uses

The transformer block can be used as part of more complicated systems e.g. in encoder-decoder architectures for sequence-to-sequence modelling for translation [Devlin et al., 2019, Vaswani et al., 2017] or in masked auto-encoders for self-supervised vision systems [He et al., 2021].

Acknowledgements. We thank Dr. Max Patacchiola and Sasha Shysheya for feedback on a draft version of this note. Richard E. Turner is supported by Microsoft, Google, Amazon, ARM, Improbable and EPSRC grant EP/T005386/1.

References

- Jimmy Lei Ba, Jamie Ryan Kiros, and Geoffrey E Hinton. Layer normalization. *arXiv preprint arXiv:1607.06450*, 2016.
- Kaifeng Bi, Lingxi Xie, Hengheng Zhang, Xin Chen, Xiaotao Gu, and Qi Tian. Pangu-weather: A 3d high-resolution model for fast and accurate global weather forecast, 2022.

- Jacob Devlin, Ming-Wei Chang, Kenton Lee, and Kristina Toutanova. BERT: Pre-training of deep bidirectional transformers for language understanding. In *Proceedings of the 2019 Conference of the North American Chapter of the Association for Computational Linguistics: Human Language Technologies, Volume 1 (Long and Short Papers)*, pages 4171–4186, Minneapolis, Minnesota, June 2019. Association for Computational Linguistics. doi: 10.18653/v1/N19-1423. URL <https://aclanthology.org/N19-1423>.
- Alexey Dosovitskiy, Lucas Beyer, Alexander Kolesnikov, Dirk Weissenborn, Xiaohua Zhai, Thomas Unterthiner, Mostafa Dehghani, Matthias Minderer, Georg Heigold, Sylvain Gelly, Jakob Uszkoreit, and Neil Houlsby. An image is worth 16x16 words: Transformers for image recognition at scale. In *9th International Conference on Learning Representations, ICLR 2021, Virtual Event, Austria, May 3-7, 2021*. OpenReview.net, 2021. URL <https://openreview.net/forum?id=YicbFdNTTy>.
- Kaiming He, Xinlei Chen, Saining Xie, Yanghao Li, Piotr Dollár, and Ross Girshick. Masked autoencoders are scalable vision learners, 2021.
- Mary Phuong and Marcus Hutter. Formal algorithms for transformers. *arXiv preprint arXiv:2207.09238*, 2022.
- Christian Szegedy, Sergey Ioffe, Vincent Vanhoucke, and Alexander Alemi. Inception-v4, inception-resnet and the impact of residual connections on learning. In *Proceedings of the AAAI conference on artificial intelligence*, volume 31, 2017.
- Ashish Vaswani, Noam Shazeer, Niki Parmar, Jakob Uszkoreit, Llion Jones, Aidan N Gomez, Lukasz Kaiser, and Illia Polosukhin. Attention is all you need. In I. Guyon, U. Von Luxburg, S. Bengio, H. Wallach, R. Fergus, S. Vishwanathan, and R. Garnett, editors, *Advances in Neural Information Processing Systems*, volume 30. Curran Associates, Inc., 2017. URL https://proceedings.neurips.cc/paper_files/paper/2017/file/3f5ee243547dee91fbd053c1c4a845aa-Paper.pdf.
- K. Wu, H. Peng, M. Chen, J. Fu, and H. Chao. Rethinking and improving relative position encoding for vision transformer. In *2021 IEEE/CVF International Conference on Computer Vision (ICCV)*, pages 10013–10021, Los Alamitos, CA, USA, oct 2021. IEEE Computer Society. doi: 10.1109/ICCV48922.2021.00988. URL <https://doi.ieeecomputersociety.org/10.1109/ICCV48922.2021.00988>.