

Conditional Generative Models for Learning Stochastic Processes

Salvatore Certo,¹ Anh Pham,¹ Nicolas Robles,² and Andrew Vlasic¹

¹*Deloitte Consulting, LLP*

²*IBM Quantum, IBM Research*

(Dated: April 24, 2023)

A framework to learn a multi-modal distribution is proposed, denoted as the Conditional Quantum Generative Adversarial Network (C-qGAN). The neural network structure is strictly within a quantum circuit and, as a consequence, is shown to represent a more efficient state preparation procedure than current methods. This methodology has the potential to speed-up algorithms, such as Monte Carlo analysis. In particular, after demonstrating the effectiveness of the network in the learning task, the technique is applied to price Asian option derivatives, providing the foundation for further research on other path-dependent options.

I. INTRODUCTION

The work in this manuscript establishes a framework for conditional quantum generative models to learn conditional distributions, such as in stochastic processes conditioned on time. Quantum machine learning (QML) is leveraged to train the generative model with a specific variational circuit that offers a compact structure, yielding an efficient state preparation procedure that can be utilized as a subprocess in various algorithms. An example of pricing the derivatives of Asian options is given.

Many algorithms have been created which can provide a quadratic speedup of certain calculations [1], including those in finance like Monte Carlo simulations for derivative pricing and Value at Risk (VaR). These algorithms involve applying functions to one or more random variables and extracting the expected value of the function which is the quantity of interest. For example, finding the fair price for a European Call Option includes evaluating the payoff function based on the strike price and the distribution of the expected spot prices for the asset at maturity. In a quantum setting, this example would involve several steps, including loading the spot price distribution into a quantum state, computing the payoff function, and finally extracting the expected value from the amplitude of a quantum state [2–5].

While demonstrations on pricing these simple derivatives (contracts contingent on the derived performance of the underlying asset) in a quantum setting has shown promise to extend the same methodology to more complex financial instruments, it is unclear on the best methodology and implementation to do so while retaining the quadratic advantage. It is known that state preparation and quantum arithmetic are two of the more expensive operations on quantum devices. For example, the well-known Grover-Rudolph method [6] has been shown to negate a quadratic speed-up [7]. These negations are exacerbated when attempting to approximate stochastic processes, where the evolution of underlying dynamics across many time steps effects the expectation values of interest. Further literature of dealing with stochastic differential equations (SDEs) and the partial differential equation arising from these SDEs can be found in [8, 9].

Notably, prior work on pricing instruments whose value is derived from a stochastic process has suggested separate registers for each time step [4] and expensive quantum operations to evolve the process arithmetically. This work takes a different approach, where it is aimed to learn the dynamics of the stochastic process with quantum machine learning in tandem with a control register that allows for efficient operations on specific timesteps of that process. With this intuition, we explore the use of Conditional Quantum Generative Models (C-qGM), and a specific implementation of them in Conditional Quantum Generative Adversarial Networks (C-qGAN). The C-qGAN was inspired from similar frameworks in the classical setting [10]. The implementation of pricing an Asian option is explicitly given and results are shown are ran on a quantum simulator with 13 qubits.

II. GENERATIVE MODELS

Generative models play an important role in many applications, for instance chemistry, text generation, and finance. Many of these models are trained adversarially in the Generative Adversarial Network model (GAN) where two deep neural networks compete against each other to either decipher where the data is fake and fool the other network about being fake data [11]. In particular, the discriminator is noted as the network that learns to discern real data from fake data, and the other network, noted as the generator, learns how to mimic real data in order to fooling the discriminator.

As one may observe, GANs are useful when the distribution of the random variable is unknown or is of increasingly high dimension to model. However, if the distribution of the random variable is known, or of small dimension, the discriminator in the adversarial component can be dropped and the generator can trained explicitly with the known distribution at hand.

Recently, the network structure of a GAN has been extended to quantum circuits, and intuitively called a quantum generative adversarial network (qGAN) [12–15]. Initial numerical results have shown that quantum machine learning models can be trained with less data than

their classical counterparts [16], displaying a quantum advantage.

A. Quantum Generative Adversarial Networks

The goal of any state preparation procedure is to load a quantum state

$$|\psi\rangle_n = \sum_{i=0}^{2^n-1} \sqrt{p_i} |i\rangle_n,$$

where $|i\rangle$ is the binary string of the integer i , which represents the event of being to the left or right of the i number with probability p_i . Observe that, in practice, this quantum state is usually an approximated discretized distribution of a continuous distribution.

It has been shown that directly loading arbitrary states into a quantum system requires a $\mathcal{O}(2^n)$ number of gates [7, 17, 18]. However, there is potential to derive a quantum subprocess to load in arbitrary states that reduces the number of gates to size $\mathcal{O}(\text{poly}(n))$ by reducing many of the controlled gates in a general circuit [13].

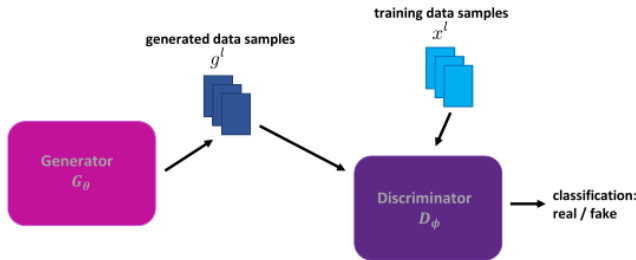


FIG. 1: General structure of a qGAN.

This subprocess is typically a qGAN. In general, the deep neural network structure of a classical generator is replaced with a parameterized quantum circuit in such a manner as to reduce the amount of data records to train a robust statistical model that mimics the unknown distribution more accurately and with less training time; see Figure 1 for a high-level structure for training. These distributions, as noted above, create the desired quantum state. A high-level depiction of the general structure of a qGAN is shown in Figure 1.

Using the reduced general framework of a qGAN, it is proposed to utilize the simple QML neural network architecture as a basis to derive a novel temporal based distribution, thereby retaining the quantum-advantage in applications which require these distributions as a sub-circuit. While promising, it is not only necessary for this QML approach to limit the size of the parameterized circuit (both in 2-qubit gates, controlled gates, and depth), but also in reducing the training time.

B. Conditional-qGANs

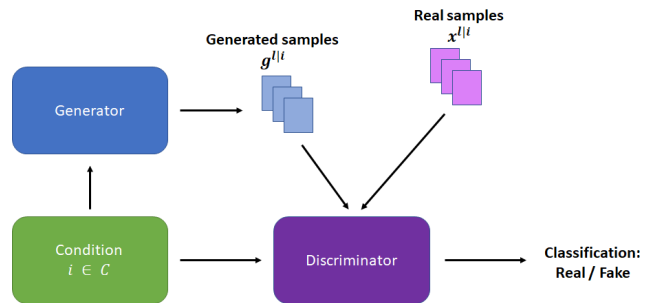


FIG. 2: Proposed structure of the Conditional-qGAN.

Although qGANs are useful for modeling intricate high-dimensional distributions, qGANs assume the underlying distribution is invariant. Classically, a multi-modal distribution has been algorithmically modeled as a conditionally generative adversarial network [10]. A hybrid classical-quantum version of this algorithm was recently created and shared on GitHub [19].

Following the method in [10] to extract information from a multi-modal distribution, we derive the purely quantum based neural network qGAN, denoted as the Conditional-qGAN (C-qGAN); see Figure 2 for the high-level structure for training.

The contribution to quantum algorithms is the the addition of an ancilla register that feeds in the conditional state that establishes that particular distribution. This technique that captures information within multi-modal distributions is purely within the quantum circuit. Figure 3 displays an explicit implementation of this circuit for the states 00, 01, 10, and 11, where each state represents a condition.

Algorithm 1 Conditional Generative Model Training

Input: Conditional ansatz CMAP with c α parameters, distribution ansatz $Ansatz_D$ with n θ parameters. T conditions and specific conditions t mapped to binary integers to be loaded on condition register of size $c \leq 2^T$.

Desired precision p

- 1: $Loss \leftarrow 0, \epsilon \leftarrow T - Loss$
 - 2: **while** $\epsilon \geq p$
 - 3: **For** $t = 0$ to T **Do**
 - 4: Initialize $|t\rangle$
 - 5: Measure $Ansatz_D(\theta_n)$
 - 6: Loss += Loss-Function
 - 7: $\epsilon \leftarrow T - Loss$
 - 8: Classical-Optimizer($\alpha_c, \theta_n, Loss$)
 - 9: **return** ϵ
-

In particular, a circuit implementation allows for direct control over the generated data from a single quantum register, including applying mixtures of conditions like weighted or unweighted averages. Moreover, the C-qGAN circuit may integrate a single register with a parameterized circuit can now output completely different

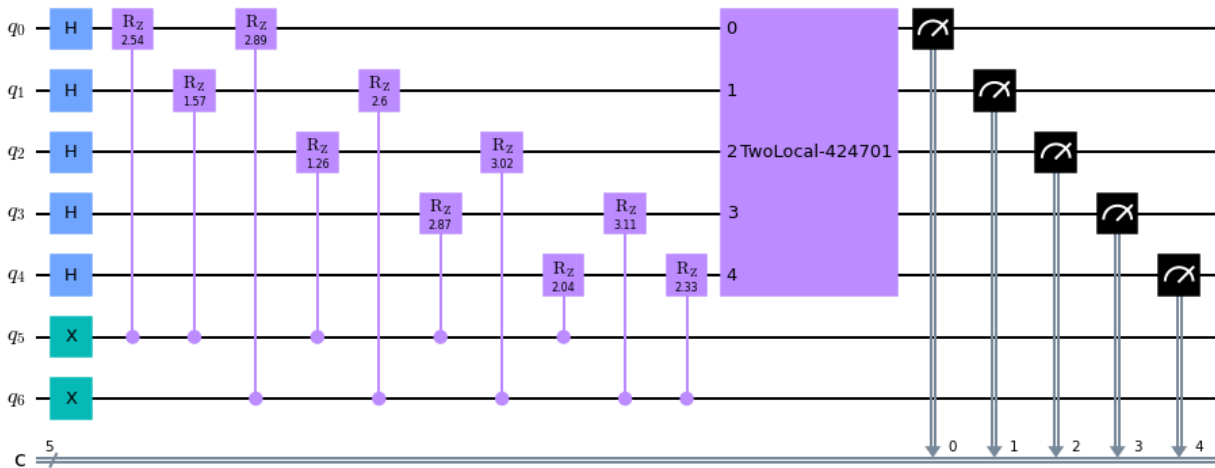


FIG. 3: Example of a Conditional Generative Model with learned parameters for 4 conditions initialized to the last. Here q_5 and q_6 are the condition qubits and q_0 through q_4 outputs the discretized distribution with 2^5 states.

distributions based on how the condition register is initialized, compared to separate registers being required for GANs, QGANs, and hybrid implementations. Figure 4 shows a general circuit structure.

To display this observation, consider the circuit in Figure 3. Within this circuit a one-dimensional distribution is approximated with 5 qubits and four sequentially conditioned distributions is implemented with a total of 7 qubits for the register. A direct implementation with, say, the Grover-Rudolph technique would require one register for each distribution, in addition to the gate complexity required to implement each register and a way to feed the output of one randomly selected register into the larger algorithm.

Algorithm 1 gives the pseudo-algorithm to train a C-qGM. In the experiments, cosine similarity coupled with SPSA (see [20]) as the Loss-Function and Classical-Optimizer, respectively, were shown to perform well to learn the parameters of the circuit. Section VI has further details on the numerical experiments.

III. ASIAN OPTIONS

Let $S_t \in T$ be a stochastic process with T timesteps and $f(S_t)$ be a function computed on the distribution of the random variable at time t . The prerequisite for further quantum computation is to load the discretized distribution of the random variable at time t in one or more quantum registers, $|S_t\rangle$. The most compact and efficient state preparation procedure is to utilize only one register for the distribution and another for the time step, having the form $|S_t\rangle |t\rangle$. The underlying distribution of our equity stock $S = S_t = S(t)$ follows the accepted

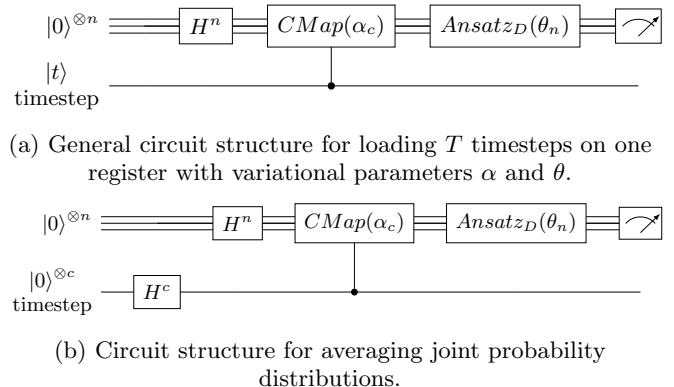


FIG. 4: Examples of different multi-modal distributions loaded into a circuit.

geometric Brownian motion SDE

$$dS_t = \mu S_t dt + \sigma S_t dW_t, \quad (1)$$

where μ and σ are constants known as the drift and the volatility, respectively. Furthermore $W_t = W(t)$ denotes standard Brownian motion.

Employing Ito's lemma and setting $F(S) = \log S$ one can see that

$$\begin{aligned} dF &= \frac{\partial F}{\partial S} dS + \frac{1}{2} \frac{\partial^2 F}{\partial S^2} (dS)^2 \\ &= \frac{1}{S} (\mu S dt + \sigma S dW_t) - \frac{1}{2} \frac{1}{S^2} \sigma^2 S^2 dt, \end{aligned} \quad (2)$$

which implies that

$$d(\log S) = \left(\mu - \frac{1}{2} \sigma^2 \right) dt + \sigma dW_t; \quad (3)$$

see [21] for further information. Therefore, S_t has closed analytic form

$$S(t) = S_0 \exp \left[\left(\mu - \frac{1}{2} \sigma^2 \right) t + \sigma W_t \right]. \quad (4)$$

Since W_t is a one-dimensional Brownian motion, at time $t > 0$, $W_t \sim \phi \sqrt{t}$ for $\phi \sim N(0, 1)$ (see [22]). The initial condition $S_0 > 0$ is the price of the stock at $t = 0$.

The payoff we are interested in is the *Asian option* which averages the path taken by S_t during its life cycle. Ergo, denoting K as the strike price and X_T as the current value, which is the average of the observations, X_T has the analytic form

$$X_T = \frac{1}{T} \int_0^T S(t) dt, \quad (5)$$

and therefore the payoff for the Asian option is calculated as $\max(X_T - K, 0)$; see [21] for further information.

For further illumination of pricing derivatives, consider the *lookback option* with a fixed strike (see [21]). The current value is the observed maximal value,

$$X_T = \max_{0 \leq t \leq T} S_t,$$

and hence the current value of the derivative is calculated as $\max(X_T - K, 0)$.

For simplicity purposes, and without loss of generality, we take $T = 1$ and scale other time factors accordingly. Therefore the analytic form of the Asian options simplify to

$$\begin{aligned} X &= X_1 = \int_0^1 S(t) dt \\ &= S_0 \int_0^1 \exp \left[\left(\mu - \frac{1}{2} \sigma^2 \right) t + \sigma W_t \right] dt. \end{aligned} \quad (6)$$

To simplify matters further, let us take μ and σ such that $\mu - \frac{1}{2} \sigma^2 = 0$, e.g. $\mu = \frac{1}{32} = 0.03125$ and $\sigma = \frac{1}{4} = 0.25$. We also skip S_0 and add back at the end. Therefore we end up with

$$X_1 = \int_0^1 \exp(\sigma W_t) dt \quad \text{with} \quad \sigma = \frac{1}{4}. \quad (7)$$

Our first step is to perform a MacLaurin expansion so that

$$X_1 = \int_0^1 \sum_{n=0}^{\infty} \frac{\sigma^n W^n(t)}{n!} dt. \quad (8)$$

Since X_1 converges absolutely, one is able to interchange the summation and integration, which yields the approximation

$$\begin{aligned} X_1 &= \sum_{n=0}^{\infty} \frac{\sigma^n}{n!} \int_0^1 W^n(t) dt \\ &= \int_0^1 W^0(t) dt + \sigma \int_0^1 W(t) dt + \frac{\sigma^2}{2} \int_0^1 W^2(t) dt \\ &\quad + O(W^3(t)). \end{aligned}$$

While one needs to show that the following approximation is applied with minimal information loss, we give a manner to simplify the noise, which in turn would assist in faster speed-ups of the Monte Carlo analysis.

The first term holds the following equivalency in distribution,

$$\int_0^1 W^0(t) dt \stackrel{d}{=} \int_0^1 dt = 1.$$

For the linear term we employ integration by parts on a slightly more general term

$$\begin{aligned} \int_0^T W_t dt &= t W_t \Big|_0^T - \int_0^T t dW_t \\ &= T \int_0^T dW_t - \int_0^T t dW_t = \int_0^T (T - t) dW_t. \end{aligned} \quad (9)$$

Next, we use the well-known result that if $f(t)$ is a deterministic square integrable function, then the stochastic integral

$$\int_0^T f(t) dW_t \sim N \left(0, \int_0^T |f(t)|^2 dt \right). \quad (10)$$

Therefore

$$\int_0^T W_t dt \sim N \left(0, \int_0^T |T - t|^2 dt \right) \sim N \left(0, \frac{T^3}{3} \right). \quad (11)$$

Recalling that $T = 1$, we obtain

$$\int_0^1 W(t) dt \sim N \left(0, \frac{1}{3} \right). \quad (12)$$

The quadratic term is much more interesting as we need to make use of the Karhunen-Loeve expansion of the Wiener process

$$W(s) = \frac{\sqrt{2}}{\pi} \sum_{k=1}^{\infty} Z_k \frac{\sin((k - \frac{1}{2})\pi s)}{k - \frac{1}{2}}, \quad (13)$$

where Z_k are independent and identically distributed (i.i.d.) standard normal random variables. Using the orthogonality relation

$$\int_0^1 \sin((j - \frac{1}{2})\pi s) \sin((k - \frac{1}{2})\pi s) ds = \begin{cases} \frac{1}{2}, & \text{if } j = k, \\ 0, & \text{if } j \neq k \end{cases}$$

leads to the equality

$$\int_0^1 W^2(t) dt = \frac{1}{\pi^2} \sum_{k=1}^{\infty} \frac{Z_k^2}{(k - \frac{1}{2})^2}. \quad (14)$$

Further terms in the expansion can also be computed, albeit with more effort. For example, if we look at the

cubic term, then

$$\begin{aligned} & \int_0^1 \sin((k_1 - \frac{1}{2})\pi s) \sin((k_2 - \frac{1}{2})\pi s) \sin((k_3 - \frac{1}{2})\pi s) ds \\ &= \frac{1}{2\pi} \left(\frac{1}{3 - 2(k_1 + k_2 + k_3)} + \frac{1}{-1 + 2(k_1 + k_2 - k_3)} \right. \\ & \quad \left. + \frac{1}{-1 + 2(k_1 - k_2 + k_3)} + \frac{1}{-1 + 2(-k_1 + k_2 + k_3)} \right) \\ &=: \mathfrak{W}(k_1, k_2, k_3). \end{aligned}$$

We note how the combinatorics becomes much complicated and all three indices k_1, k_2 and k_3 survive. Therefore, the next term in the expansion will given by

$$\begin{aligned} & \int_0^1 W^3(t) dt \\ &= \sum_{k_1, k_2, k_3 \geq 1} \sum_{k_1, k_2, k_3 \geq 1} \frac{Z_{k_1} Z_{k_2} Z_{k_3}}{(k_1 - \frac{1}{2})(k_2 - \frac{1}{2})(k_3 - \frac{1}{2})} \mathfrak{W}(k_1, k_2, k_3). \end{aligned}$$

This means that whereas in the quadratic case we were summing ‘shifted and re-scaled’ squares of normal distributions, now we are summing even more shifted and re-scaled products of three normal distributions. This process can be carried out further, but two or three terms in the MacLaurin expansion intuitively suffices to obtain an adequate approximation. The remaining step is to add these normal distributions and obtain the emergent probability density function (PDF) of the new random variable. It is known, for example, that adding squares of normal distributions leads to the chi-squared distribution, i.e. if Z_1, Z_2, \dots, Z_k are i.i.d. standard normal variables, then

$$Q(k) = \sum_{n=1}^k Z_n^2 \sim \chi^2(k), \quad (15)$$

where χ^2 has pdf given by

$$f_{\chi^2}(x) = \frac{x^{k/2-1} e^{-x/2}}{2^{k/2} \Gamma(k)}. \quad (16)$$

Unfortunately, this is not our situation since each Z_k^2 in our expansion for $\int_0^1 W^2(t) dt$ is affected by the coefficient $\frac{1}{(k-\frac{1}{2})^2}$.

In addition, we are dealing with an infinite sum of i.i.d. normal random variables, not with a finite sum. Therefore, a truncation will be needed. In order to overcome the former situation, one needs to look at generating functions. Suppose we have two independent random variables X and Y with PDFs $f_X(x)$ and $f_Y(y)$ and set $Z = X + Y$. One can find the PDF $f_Z(x)$ of Z by computing the convolution

$$f_Z(x) = \int_{-\infty}^{\infty} f_X(x) f_Y(z-x) dx. \quad (17)$$

In our case of interest, these convolutions would become increasingly difficult to solve analytically and therefore numerical methods would be needed. Surprisingly, very little is known about how to add lognormal distributions. It is known that the *product* of two lognormals is another lognormal distributions, however, addition has eluded an analytical solution.

In summary, one can manufacture an approximation to the probability distribution of the Asian option by integrating the exponential of Brownian motion. This entails convolving powers of i.i.d. standard normal variables affected with certain algebraic coefficients and then adding the resulting PDFs. While this is a mathematically difficult problem, it bypasses the necessity of employing high dimensionality techniques as often invoked in the literature of quantum option pricing.

IV. AMPLITUDE ESTIMATION

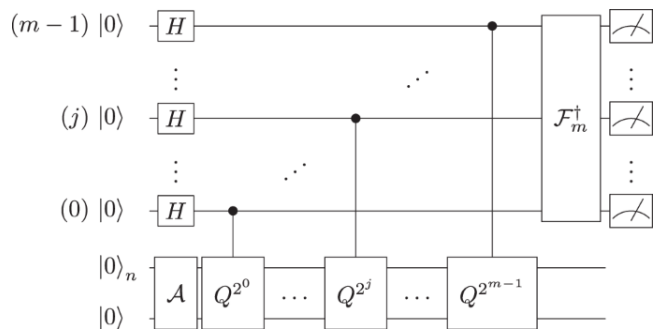


FIG. 5: Canonical algorithm for Amplitude Estimation by Quantum Phase Estimation.

Of the steps required to price a derivative on a quantum computer, it is only in the last step of extracting the expected value where the quadratic speedup is obtained. The retrieval of the expected value of these computations rely on Quantum Amplitude Estimation, which converges as $O(1/M)$ compared to the classical convergence rate of $O(1/\sqrt{M})$, see [1]. Therefore there is a motivation to perform Amplitude Estimation (AE) in an efficient and accurate way, and to benchmark its success on current hardware. Formally, the goal of AE is to provide an approximation of a prepared by an operator \mathcal{A} , for instance,

$$\mathcal{A}|0_n\rangle|0\rangle = \sqrt{1-a}|\psi_0\rangle_n|0\rangle + \sqrt{a}|\psi_1\rangle_n|1\rangle \quad (18)$$

In other words, there is a set of quantum operators \mathcal{A} (e.g., the payoff function of a call option) that maps a quantity of interest (e.g., the expected value of the option) into a quantum state $|\psi_1\rangle|1\rangle$ where the goal is to find the amplitude of that state, \sqrt{a} . The canonical method was to use Quantum Phase Estimation (QPE) to provide an estimate for the amplitude [23].

The QPE approach relied on using a controlled version

of the Grover iterate \mathcal{Q} , where \mathcal{Q} is defined as

$$\mathcal{Q} = \mathcal{A}\mathcal{S}_0\mathcal{A}^\dagger\mathcal{S}_\psi.$$

Here $\mathcal{S}_\psi = \mathcal{I} - 2|\psi_1\rangle_n\langle\psi_1|_n \otimes |1\rangle\langle 1|$ and $\mathcal{S}_0 = \mathcal{I} - 2|0\rangle_{n+1}\langle 0|_{n+1}$. In other words, \mathcal{S}_ψ adds a negative sign to the $|\psi_1\rangle$ states and \mathcal{S}_0 reflects around the zero state. Finally, performing Quantum Fourier Transform (QFT) on the control register of size m we would get an estimate for a .

This method has operators that make it unsuitable for current noisy devices. The qubit topography of many quantum systems make control gates expensive and can quickly increase the depth of the circuit. Similarly, QFT requires expensive operations that are generally not practically implementable in current devices.

There has been active research into other ways to conduct AE, some even involving variational methods [24]. Most current methods involve non-controlled applications of \mathcal{Q} and some classical post processing to create an estimate of a [25, 26]. These methods rely on the fact that $\mathcal{A}|0_n\rangle = \cos\theta|\psi_0\rangle + \sin\theta|\psi_1\rangle$. If we can get an accurate estimate for θ , then $\sin^2\theta = a$. Included in these methods are the Maximum Likelihood Amplitude Estimation (MLAE) algorithm [26], which applies successive applications of the Grover Iterate \mathcal{Q} and finds the θ that is most likely given the results. A benefit of MLAE is that it allows us to control the number of applications as well as the number of circuit evaluations for the \mathcal{Q} oracle.

Given a number m_k of repetitions of \mathcal{Q} , the number of circuit evaluations N_k , and the number of times h_k that $|\psi_1\rangle|1\rangle$ was measured, the probability of measuring $|\psi_1\rangle|1\rangle$ is $P(m_k; a) = \sin^2((2m_k + 1)\theta_a)$. The likelihood function is therefore

$$\mathcal{L}(h; a) = \prod_{k=0}^M [P(m_k; a)]^{h_k} [1 - P(m_k; a)]^{N_k - h_k} \quad (19)$$

The number of repetitions of \mathcal{Q} as well as the number of circuit evaluations per each repetition define the sequencing schedule for the algorithm. Different schedules have been proposed, including the Linearly Incremental Sequence (LIS), the Exponential Incremental Sequence (EIS), and the Power Law schedule [27, 28].

V. LINEAR PAYOFF FUNCTION

The payoff function of the Asian option contract we have introduced is piece-wise linear and thus can be constructed from the method in [4]. We first incorporate an integer comparison operator, which flips a target qubit if the basis state is greater than or equal to an integer:

$$|i\rangle_n |0\rangle \mapsto |i\rangle_n |i \geq L\rangle$$

Here we choose L to be the mapped basis state of the strike price. Using this ancilla qubit and the distribution

register, we can now use a series of controlled-y rotations to embed the piecewise linear function into a final qubit where AE is to be performed. Due to the non-linear change of the amplitude of the qubit to multiple rotational gates, we center the amplitude around $\sin\frac{\pi}{4}$ and take a small value c so that interval of the range of the function is $2c$. Hence, the minimum of the function is mapped to the amplitudes to $\sin(\frac{\pi}{4} - c)$ and the maximum to $\sin(\frac{\pi}{4} + c)$.

The smaller c values lead to centering the payoff function around the ‘close-to linear part of sine and will give a more accurate value when extracted with AE, albeit with slightly worse convergence. This can be shown by plotting the different intervals of the AE of the qubit amplitude given a value of c , shown in Figure 7.

In [29], Herbert demonstrated that the economy from the arithmetic of the payoff function cannot ever be quadratic within the accepted mainframe presented in [2, 30]. The technique present in [30] has an adverse effect on the rate of convergence; the requirement of quantum arithmetic was removed to reduce the circuit depth, but this comes at the cost of reduced convergence rate. This implies that deeper circuits will eventually be needed to achieve the desired estimation accuracy. Herbert solves this problem by employing a Fourier series decomposition of the sum that approximates the payoff of the European option, where each component is estimated individually using QAE. Adapting Herbert’s work to the payoff of the Asian option will be the objective of future research.

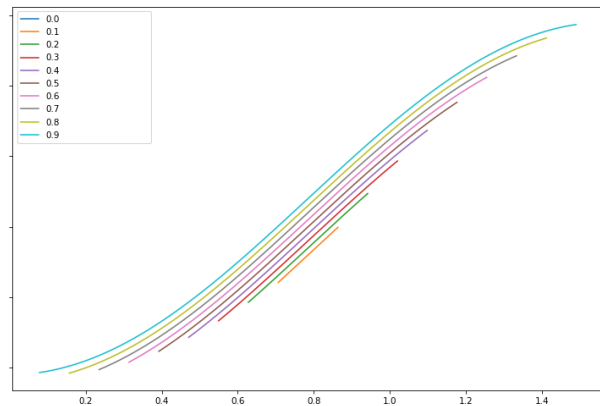


FIG. 7: The figure displays how well different values of c approximate ‘close-to’ linear part of the sine function. Observe that smaller values of c are better estimates.

VI. RESULTS

To demonstrate the effectiveness of our approach, we first classically simulated the evolution of a stock price over 4 time steps with a risk free rate of .1 and annualized volatility of .5 and an initial price of 100. The resulting distributions had a minimum value of 17. and a maximum value of 300., of which we discretized with 32 intervals (5

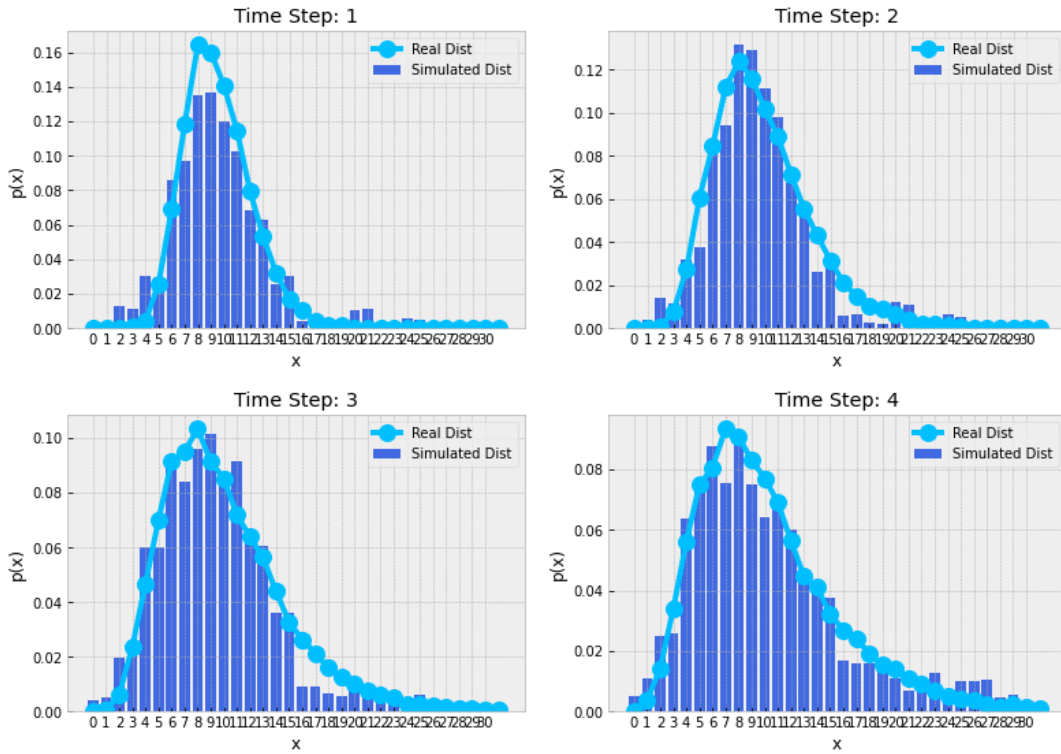


FIG. 6: The histograms above show the results of the qGAN on each of the time steps.

qubits). After training, the distributions for each time step can be seen in Figure 6.

The steps therefore to price the Asian option is to first initialize these time steps in equal superposition, creating a simple average of them in the distribution register and then performing the integer comparator followed by our linear payoff functions via controlled- y rotations. Finally, we extracted the expected value of the last qubit through AE. The full circuit is shown in Figure 8.

With a strike price of 110., the true value of the Asian option via the discretized distributions is 13.854 vs. 14.41, given the distributions actually loaded on the quantum simulator. This difference represents the error in our training regime, of which we believe there is room for improvement to narrow this gap. Our quantum circuit in Figure 8, given an appropriately small c value, arrives at the correct fair value price of 14.41.

VII. CODE AVAILABILITY

The code that supports the findings of this study is available from the corresponding author SC upon reasonable request.



FIG. 8: Option pricing circuit incorporating C-qGAN as a subprocess.

VIII. ACKNOWLEDGMENT

The authors would like to acknowledge participation in the IBM Quantum Finance Working Group Kickoff that took place in October 2022 in New York City where the ideas for this manuscript were first discussed.

IX. DISCLAIMER

A. Deloitte

About Deloitte: Deloitte refers to one or more of Deloitte Touche Tohmatsu Limited (“DTTL”), its global network of member firms, and their related entities (collectively, the “Deloitte organization”). DTTL (also referred to as “Deloitte Global”) and each of its member firms and related entities are legally separate and independent entities, which cannot obligate or bind each other in respect of third parties. DTTL and each DTTL member firm and related entity is liable only for its own acts and omissions, and not those of each other. DTTL does not provide services to clients. Please see www.deloitte.com/about to learn more.

Deloitte is a leading global provider of audit and assurance, consulting, financial advisory, risk advisory, tax and related services. Our global network of member firms and related entities in more than 150 countries and territories (collectively, the “Deloitte organization”) serves

four out of five Fortune Global 500® companies. Learn how Deloitte’s approximately 330,000 people make an impact that matters at www.deloitte.com. This communication contains general information only, and none of Deloitte Touche Tohmatsu Limited (“DTTL”), its global network of member firms or their related entities (collectively, the “Deloitte organization”) is, by means of this communication, rendering professional advice or services. Before making any decision or taking any action that may affect your finances or your business, you should consult a qualified professional adviser. No representations, warranties or undertakings (express or implied) are given as to the accuracy or completeness of the information in this communication, and none of DTTL, its member firms, related entities, employees or agents shall be liable or responsible for any loss or damage whatsoever arising directly or indirectly in connection with any person relying on this communication. Copyright © 2022. For information contact Deloitte Global.

B. IBM

IBM, the IBM logo, and ibm.com are trademarks of International Business Machines Corp., registered in many jurisdictions worldwide. Other product and service names might be trademarks of IBM or other companies. The current list of IBM trademarks is available at <https://www.ibm.com/legal/copytrade>.

-
- [1] Ashley Montanaro. Quantum speedup of monte carlo methods. *Proceedings of the Royal Society A: Mathematical, Physical and Engineering Sciences*, 471(2181):20150301, Sep 2015.
 - [2] Daniel J Egger, Ricardo García Gutiérrez, Jordie Cahue Mestre, and Stefan Woerner. Credit risk analysis using quantum computers. *IEEE Transactions on Computers*, 2020.
 - [3] Stefan Woerner and Daniel J Egger. Quantum risk analysis. *npj Quantum Information*, 5(1):1–8, 2019.
 - [4] Nikitas Stamatopoulos, Daniel J Egger, Yue Sun, Christa Zoufal, Raban Iten, Ning Shen, and Stefan Woerner. Option pricing using quantum computers. *Quantum*, 4:291, 2020.
 - [5] Román Orús, Samuel Mugel, and Enrique Lizaso. Quantum computing for finance: overview and prospects. *Reviews in Physics*, page 100028, 2019.
 - [6] Lov Grover and Terry Rudolph. Creating superpositions that correspond to efficiently integrable probability distributions. *arXiv preprint quant-ph/0208112*, 2002.
 - [7] Steven Herbert. The problem with grover-rudolph state preparation for quantum monte-carlo. *arXiv preprint arXiv:2101.02240*, 2021.
 - [8] Kenji Kubo, Yuya O. Nakagawa, Suguru Endo, and Shota Nagayama. Variational quantum simulations of stochastic differential equations. *Phys. Rev. A*, 103:052425, May 2021.
 - [9] Hedayat Alghassi, Amol Deshmukh, Noelle Ibrahim, Nicolas Robles, Stefan Woerner, and Christa Zoufal. A variational quantum algorithm for the feynman-kac formula. *Quantum*, 6:730, 2022.
 - [10] Mehdi Mirza and Simon Osindero. Conditional generative adversarial nets. *arXiv preprint arXiv:1411.1784*, 2014.
 - [11] Antonia Creswell, Tom White, Vincent Dumoulin, Kai Arulkumaran, Biswa Sengupta, and Anil A Bharath. Generative adversarial networks: An overview. *IEEE signal processing magazine*, 35(1):53–65, 2018.
 - [12] Seth Lloyd and Christian Weedbrook. Quantum generative adversarial learning. *Physical review letters*, 121(4):040502, 2018.
 - [13] Christa Zoufal, Aurélien Lucchi, and Stefan Woerner. Quantum generative adversarial networks for learning and loading random distributions. *npj Quantum Information*, 5(1):1–9, 2019.
 - [14] Shouvanik Chakrabarti, Huang Yiming, Tongyang Li, Soheil Feizi, and Xiaodi Wu. Quantum wasserstein generative adversarial networks. *Advances in Neural Information Processing Systems*, 32, 2019.
 - [15] Haozhen Situ, Zhimin He, Yuyi Wang, Lvzhou Li, and Shenggen Zheng. Quantum generative adversarial network for generating discrete distribution. *Information Sciences*, 538:193–208, 2020.

- [16] Matthias C Caro, Hsin-Yuan Huang, Marco Cerezo, Kunal Sharma, Andrew Sornborger, Lukasz Cincio, and Patrick J Coles. Generalization in quantum machine learning from few training data. *arXiv preprint arXiv:2111.05292*, 2021.
- [17] Martin Plesch and Časlav Brukner. Quantum-state preparation with universal gate decompositions. *Physical Review A*, 83(3):032302, 2011.
- [18] Yuval R Sanders, Guang Hao Low, Artur Scherer, and Dominic W Berry. Black-box quantum state preparation without arithmetic. *Physical review letters*, 122(2):020502, 2019.
- [19] Pavan Jayasinha. qosf-qgan. <https://github.com/Sinestro38/qosf-qgan>, 2021.
- [20] James C Spall. *Introduction to stochastic search and optimization: estimation, simulation, and control*. John Wiley & Sons, 2005.
- [21] Steven E Shreve et al. *Stochastic calculus for finance II: Continuous-time models*, volume 11. Springer, 2004.
- [22] Eckhard Platen and Nicola Bruti-Liberati. *Numerical solution of stochastic differential equations with jumps in finance*, volume 64. Springer Science & Business Media, 2010.
- [23] Gilles Brassard, Peter Høyer, Michele Mosca, and Alain Tapp. Quantum amplitude amplification and estimation. *Quantum Computation and Information*, page 53–74, 2002.
- [24] Kirill Plekhanov, Matthias Rosenkranz, Mattia Fiorentini, and Michael Lubasch. Variational quantum amplitude estimation, 2021.
- [25] Dmitry Grinko, Julien Gacon, Christa Zoufal, and Stefan Woerner. Iterative quantum amplitude estimation. *npj Quantum Information*, 7(1):1–6, 2021.
- [26] Yohichi Suzuki, Shumpei Uno, Rudy Raymond, Tomoki Tanaka, Tamiya Onodera, and Naoki Yamamoto. Amplitude estimation without phase estimation. *Quantum Information Processing*, 19(2):75, 2020.
- [27] Tomoki Tanaka, Yohichi Suzuki, Shumpei Uno, Rudy Raymond, Tamiya Onodera, and Naoki Yamamoto. Amplitude estimation via maximum likelihood on noisy quantum computer. *Quantum Information Processing*, 20(9):1–29, 2021.
- [28] Tudor Giurgica-Tiron, Iordanis Kerenidis, Farrokh Labib, Anupam Prakash, and William Zeng. Low depth algorithms for quantum amplitude estimation. *Quantum*, 6:745, 2022.
- [29] Steven Herbert. Quantum monte carlo integration: The full advantage in minimal circuit depth. *Quantum*, 6:823, 2022.
- [30] Shouvanik Chakrabarti, Rajiv Krishnakumar, Guglielmo Mazzola, Nikitas Stamatopoulos, Stefan Woerner, and William J Zeng. A threshold for quantum advantage in derivative pricing. *Quantum*, 5:463, 2021.
- [31] Ryan LaRose et al. Mitiq: A software package for error mitigation on noisy quantum computers. *Quantum*, 6:774, 2022.
- [32] Lorenza Viola, Emanuel Knill, and Seth Lloyd. Dynamical decoupling of open quantum systems. *Phys. Rev. Lett.*, 82:2417–2421, Mar 1999.

Appendix A: Training Conditional-qGAN to Load Multiple Distributions on a Noisy Device

Previous study suggested the feasibility of loading a random probability distribution using a noisy device [13] due to the short circuit depth of the ansatz in the qGAN model. To explore the possibility of loading multiple distributions using our C-qGAN on a noisy device, we conducted a simple experiment to train our C-qGAN circuit with 4 qubits and one conditional qubit to load two random distributions. For our experiment, we used the simulated Nairobi backend which contains the same topology and noise model as the 7-qubit IBMQ Nairobi device. Specifically, we used 10000 shots and utilized the gradient free SPSA classical optimizer [20]. Error mitigation using dynamic decoupling technique was also implemented using the mitiq package [31]. Dynamic decoupling adds a series of simple pauli gates to the idle qubits to minimize the effect of crosstalk errors [32]. A simple application of the pauli X gates [Fig. A.1] to the idle qubits in our C-qGAN model produces improved training results to load the two targeted probabilities [Fig. A.2].

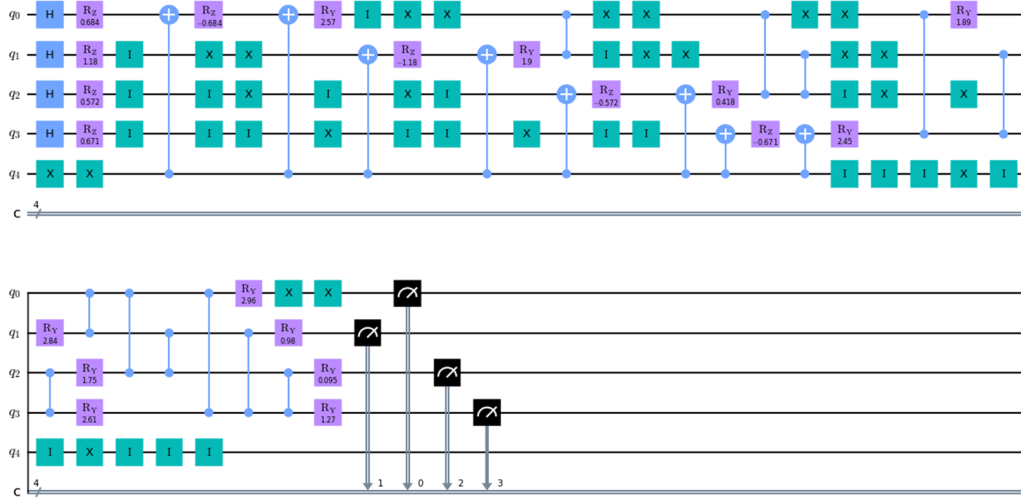


FIG. A.1: C-qGAN circuit with dynamic decoupling using X gates. Here q_4 is the conditional qubits and q_0 through q_3 outputs the discretized distribution with 2^4 states.

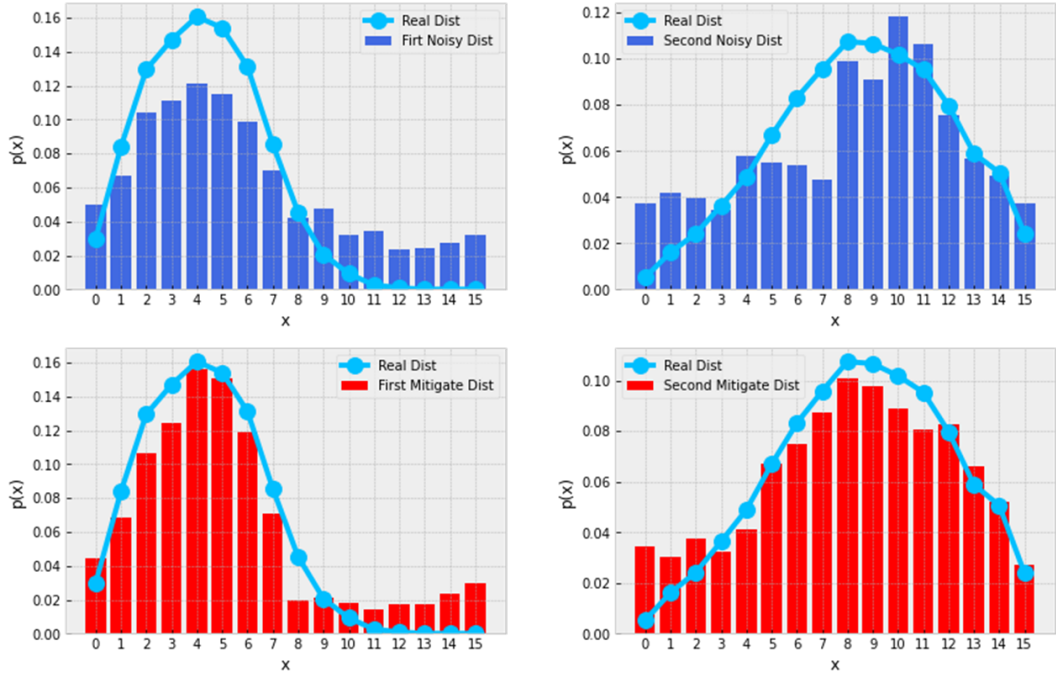


FIG. A.2: Distributions generated without error mitigation (blue) and with error mitigation (red) using our C-qGAN model.