

Recurrent Transformer for Dynamic Graph Representation Learning with Edge Temporal States

Shengxiang Hu¹, Guobing Zou^{1,*}, Shiyi Lin¹, Liangrui Wu¹, Chenyang Zhou¹,
Bofeng Zhang^{2,*} and Yixin Chen³

¹School of Computer Engineering and Science, Shanghai University

²School of Computer and Information Engineering, Shanghai Polytechnic University

³Department of Computer Science and Engineering, Washington University in St. Louis
gbzou@shu.edu.cn, bfzhang@sspu.edu.cn

Abstract

Dynamic graph representation learning is growing as a trending yet challenging research task owing to the widespread demand for graph data analysis in real world applications. Despite the encouraging performance of many recent works that build upon recurrent neural networks (RNNs) and graph neural networks (GNNs), they fail to explicitly model the impact of edge temporal states on node features over time slices. Additionally, they are challenging to extract global structural features because of the inherent over-smoothing disadvantage of GNNs, which further restricts the performance. In this paper, we propose a recurrent difference graph transformer (RDGT) framework, which firstly assigns the edges in each snapshot with various types and weights to illustrate their specific temporal states explicitly, then a structure-reinforced graph transformer is employed to capture the temporal node representations by a recurrent learning paradigm. Experimental results on four real-world datasets demonstrate the superiority of RDGT for discrete dynamic graph representation learning, as it consistently outperforms competing methods in dynamic link prediction tasks.

1 Introduction

In numerous application domains, such as traffic flow forecasting [Lan *et al.*, 2022], service computing [Hu *et al.*, 2022] and recommender systems [Feng *et al.*, 2022; Liang *et al.*, 2022], graphs are commonly used to describe interactions between entities in realistic complex systems. A complex system is typically time-varying, with frequently emergent or disappearing entities and interactions. Therefore, it can be intuitively abstracted as either a discrete or continuous dynamic graph [Pareja *et al.*, 2020; You *et al.*, 2022; Nguyen *et al.*, 2018; Wen and Fang, 2022]. Representation learning of dynamic graphs is essential because it specifies how the graph interacts and evolves, hence facilitating the comprehension and prediction of system behavior. In contrast to representing static graphs [Perozzi *et al.*, 2014; Grover and Leskovec, 2016], dynamic graph representation

learning task necessitates reflecting the graph’s evolutionary dynamic characteristics in addition to the topological features, resulting in an exceptionally complicated model design and making the task rather challenging. In this paper, we focus on the discrete dynamic graph representation learning task due to its widespread applications.

Many promising efforts [Pareja *et al.*, 2020; Wang *et al.*, 2021; Hu *et al.*, 2022] have been made to integrate message-passing-based graph neural networks (GNNs) [Mikolov *et al.*, 2013; Hamilton *et al.*, 2017] with recurrent neural networks (RNNs) [Hochreiter and Schmidhuber, 1997; Chung *et al.*, 2014] in recent years. They generally use GNNs to retrieve graph structure information, whereas sequence models capture the evolutionary dynamics. Although these efforts provide state-of-the-art performance on a variety of graph-oriented downstream tasks, they fail to explicitly capture the impact of edge temporal states on node features. Intuitively, a node feature can be characterized by other nodes with directly or indirectly interactions. These interactions probably persist, emerge or disappear over time, which results in the evolving edge temporal states. However, existing investigations disregard such distinct influences of diverse edge temporal states, which is crucial for effectively learning high-quality node representations. Moreover, due to the inherent over-smoothness, GNNs struggle to concurrently acquire local and global structural features, further restricting the learning effectiveness of node representations.

To address the issues, we present a novel perspective based on dynamic weighted multi-relation difference graphs, named recurrent difference graph transformer (RDGT). Our critical insight is that distinct edge temporal states should be explicitly accounted for in the representation learning procedure. Specifically, RDGT first converts each snapshot into a weighted multi-relation graph, where the edge temporal states and differences between surrounding snapshots are collaboratively illustrated by various edge types and weights. The key to understanding the evolutionary patterns of dynamic graphs is to learn the changes in node features resulting from these differences, taking explicit account of the edge temporal states. In this way, we secondly transform dynamic graph representation learning into a recurrent procedure by a series of static graph representation learning tasks, which begins with extracting the node features of an initial snapshot and updating them recurrently over time based on

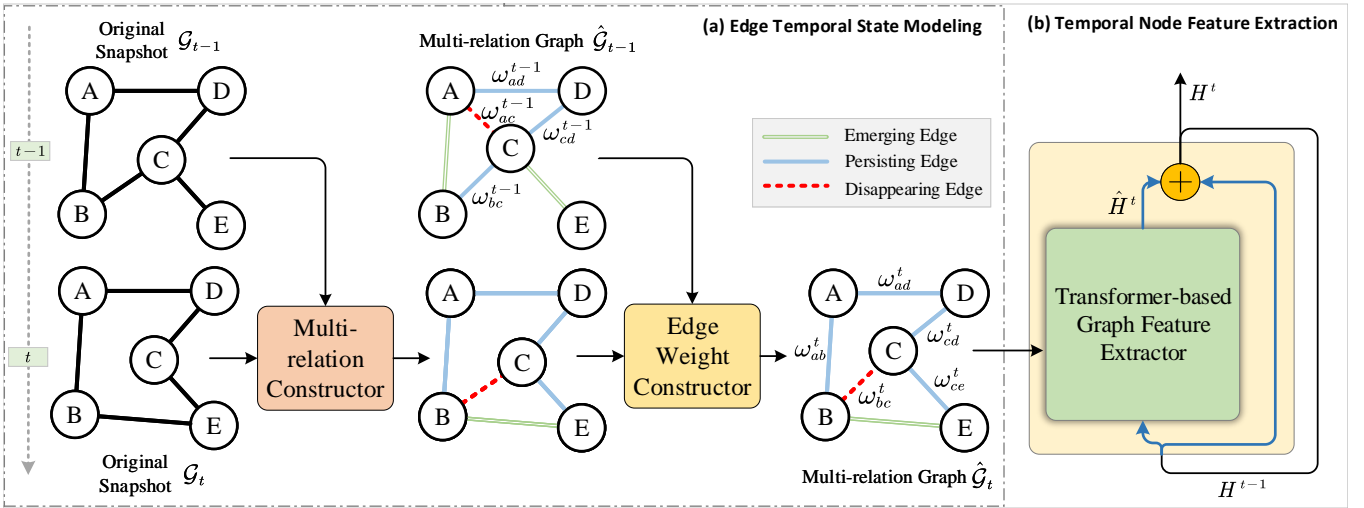


Figure 1: Overall framework of the recurrent difference graph transformer.

the upcoming snapshots. Inspired by the advancements of Transformer on static graph-oriented tasks [Ying *et al.*, 2021; Chen *et al.*, 2022], we propose a structure-reinforced graph transformer to simultaneously extract local-global topological and evolving dynamic features over the dynamic weighted multi-relation graph.

In summary, the main contributions of this paper are summarized as follows:

- We propose a recurrent representation learning framework RDGT for dynamic graphs based on the weighted multi-relation difference graph, which explicitly accounts for the edge temporal states in the feature learning procedure.
- We design a novel structure-reinforced graph transformer to simultaneously extract local-global topological and evolving dynamic features from the modeled weighted multi-relation graph, boosting the effectiveness of node feature extraction.
- Extensive experiments on four real-world datasets demonstrate the superior performance of RDGT.

2 Problem Formulation

Here, we present the formulations of dynamic graph representation learning by a set of definitions.

Definition 1 (Dynamic Graph). A discrete dynamic graph \mathcal{G} can be regarded as an ordered sequence of static graphs $\{\mathcal{G}_1, \dots, \mathcal{G}_t\}$, where \mathcal{G}_t indicates the snapshot of \mathcal{G} at time slice t . \mathcal{G}_t can be formulated as $\langle V_t, E_t, W_t \rangle$, where V_t is the current node set, and E_t is the edge set, W_t is the corresponding edge weight set. If there is $e_{ij}^t \in E_t$ means node $v_i \in V_t$ is linked with node $v_j \in V_t$ at time slice t and the associated edge weight is $w_{ij}^t \in W_t$.

As time evolves, nodes and edges may emerge or disappear. It is vital to employ dynamic graph representation learning to understand its evolutionary patterns for better capturing the node representations.

Definition 2 (Dynamic Graph Representation Learning). The task of dynamic graph representation learning aims to learn a mapping function that obtains a low-dimensional representation $H_t \in \mathbb{R}^{|V_t| \times d}$ ($d \ll |V_t|$) by giving a series of snapshots $\{\mathcal{G}_1, \dots, \mathcal{G}_t\}$ till time slice t . The i -th row h_i^t of H_t indicates the obtained representation of node v_i at time slice t , which encodes the structural information and evolutionary dynamics.

The effectiveness of node representations is beneficial to graph oriented downstream tasks. Here, we employ dynamic link prediction as a side task to assist the model training of the proposed RDGT and validate its effectiveness of obtained node representations.

Definition 3 (Dynamic Link Prediction). Given a series of snapshots $\{\mathcal{G}_1, \dots, \mathcal{G}_t\}$ till time slice t , dynamic link prediction task is to predict whether a candidate edge e_{ij}^{t+1} exists in the upcoming snapshot \mathcal{G}_{t+1} at time slice $t+1$.

3 Approach

Figure 1 illustrates the overall framework of RDGT, which comprises primarily two phases: (a) edge temporal state modeling, which assigns various relational types and weights to edges based on the differences between adjacent snapshots; (b) temporal node feature extraction, where structure-reinforced graph transformer considers both the graph topology and edge temporal states over the current weighted multi-relation graph to update node features recurrently.

3.1 Edge Temporal State Modeling

Given a dynamic graph \mathcal{G} , it is intuitive that the feature of a target node v_i can be reflected by other directly or indirectly interacted nodes $v_j \in (N_i^h)^t$, where $(N_i^h)^t$ indicates the h -hop neighborhood of v_i at time slice t . Since these interactions may persist, emerge or disappear over time, the temporal states of the edges between v_i and v_j are continually changing. Such variations significantly effect the strength of correlation between v_i and v_j . Thus, the key to mining

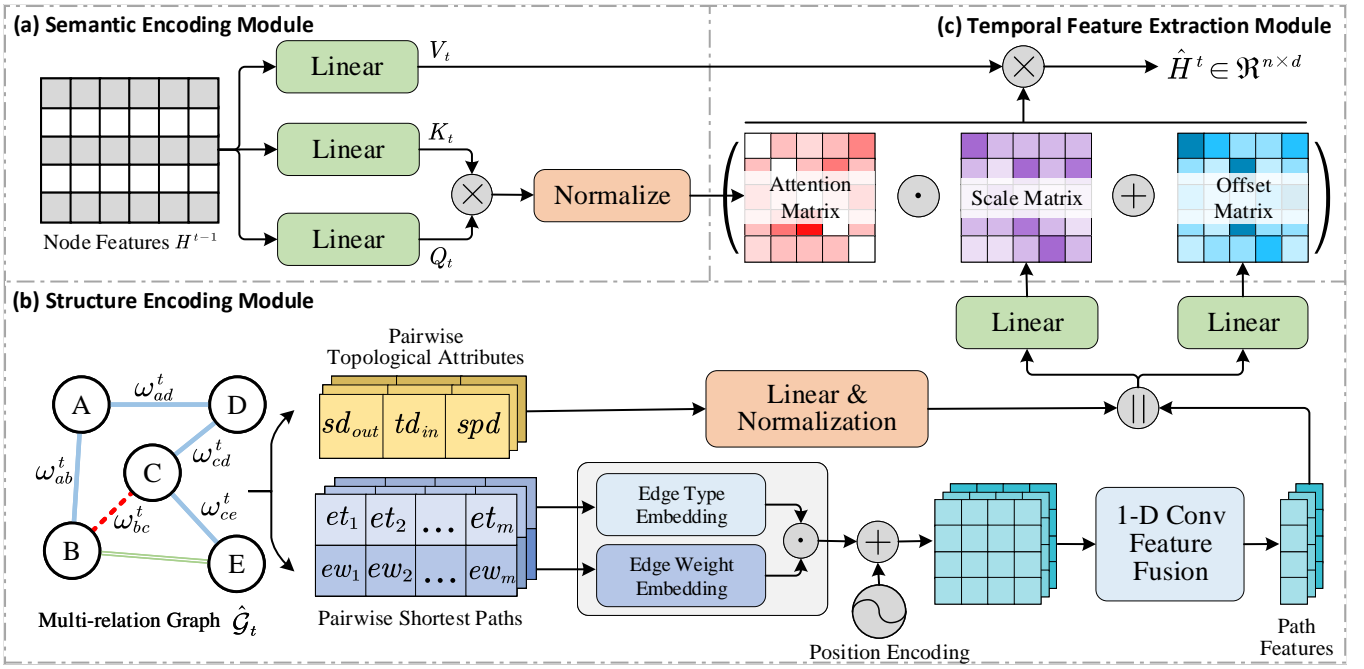


Figure 2: Structure-reinforced graph transformer for temporal node feature extraction.

the evolutionary pattern of \mathcal{G} is to correctly learn the influence of distinct edge temporal states on the features of nodes across snapshots of different time slices. Explicitly modeling the edge temporal states provided as heuristic information to the downstream feature extraction model facilitates effective node representation learning.

The temporal state of a particular edge is primarily reflected in two aspects: one is for short-term dynamic, i.e., whether it persisted, newly emerged, or disappeared from the prior snapshot; another is for long-term dynamic, that is, the degree of its accumulated influences on the strength of the correlation between associated nodes. Here, we introduce an edge temporal state modeling strategy based on the weighted multi-relation difference graph. It transforms each snapshot \mathcal{G}_t at time slice t into a weighted multi-relation graph $\hat{\mathcal{G}}_t = \langle V_t, \hat{E}_t, TP_t, \hat{W}_t \rangle$, where TP_t is the edge type set and \hat{W}_t is the edge weight set. Various edge types indicate the short-term dynamics, while the corresponding edge weights reflect long-term dynamics.

As shown in the left part of Figure 1, a multi-relation constructor employs a Markov process to assign a distinct type $tp_{ij}^t \in TP_t$ to each edge $e_{ij}^t \in \hat{E}_t$, which is formulated as follows:

$$\begin{aligned} \hat{E}_t &= E_{t-1} \cup E_t & (1) \\ tp_{ij}^t &= \begin{cases} e & \text{if } e_{ij}^t \in E_t - E_{t-1} \\ p & \text{if } e_{ij}^t \in E_t \cap E_{t-1} \\ d & \text{if } e_{ij}^t \in E_{t-1} - E_t \end{cases} & (2) \end{aligned}$$

The value of tp is drawn from the set $\{e, p, d\}$, where e indicates an emerging edge, p represents a persisting edge, while d means a disappearing edge from prior snapshot.

Since the disappearance of edges with different temporal states may cause various side influences, we reconstruct those disappearing edges in $\hat{\mathcal{G}}_t$.

Considering the relationship of edge duration for the degree of correlation between nodes, the edge weight constructor allocates a strength coefficient ω to each edge that is positively related to its duration:

$$\omega_{ij}^t = \begin{cases} 1 & \text{if } tp_{ij}^t = e \\ \alpha k^\beta & \text{if } tp_{ij}^t = p \\ \omega_{ij}^{t-1} & \text{if } tp_{ij}^t = d \end{cases} \quad (3)$$

where $\omega_{ij}^t \in \hat{W}_t$ denotes the strength coefficient of edge e_{ij}^t at time slice t , k indicates the duration up to t , α and β are the scale and power factors, respectively. Consequently, $\hat{\mathcal{G}}_t$ not only preserves the original topology, but also explicitly models the edge temporal state collaboratively by various edge types and weights.

3.2 Temporal Node Feature Extraction

The right part of Figure 1 illustrates the process of recurrent temporal node feature extraction over the generated weighted multi-relation graph $\hat{\mathcal{G}}_t$. The temporal node feature extraction model, namely structure-reinforced graph transformer (SGT), receives the node feature $H^{t-1} \in \mathbb{R}^{|V| \times d}$ of prior time slice $t-1$ as input, where $|V|$ denotes the maximum value of the number of nodes in all time slices, d indicates the dimension of temporal node representation. SGT updates the node representations by incorporating the structural information of $\hat{\mathcal{G}}_t$, which combines the graph topology and edge temporal states. H^{t-1} is then residually added to the output of SGT \hat{H}^t , leading to the updated node features $H^t \in \mathbb{R}^{|V| \times d}$ at t .

This procedure is formulated as:

$$\hat{H}^t = \mathcal{F}_{g_l}(\hat{\mathcal{G}}^t, H^{t-1}) \quad (4)$$

$$H^t = \hat{H}^t + H^{t-1} \quad (5)$$

where \mathcal{F}_{g_l} indicates a l -layer SGT that stacks l encoding layers. Specially, at the first time slice, SGT gets an initial embedding matrix $H^0 \in \mathbb{R}^{|V| \times d}$ as input, where each row indexed by node id represents the initial representation.

Figure 2 depicts the detail of the encoding layer. The upper left of Figure 2 describes a global semantic encoding module that accepts H^{t-1} as input. Employing the regular self-attention mechanism [Vaswani *et al.*, 2017], the semantic correlation between each pair of nodes is calculated as follows:

$$Q^t = H^{t-1} W_Q^t \quad (6)$$

$$K^t = H^{t-1} W_K^t \quad (7)$$

$$V^t = H^{t-1} W_V^t \quad (8)$$

$$A^t = \frac{Q^t (K^t)^T}{\sqrt{d_K}} \quad (9)$$

where $W_Q^t \in \mathbb{R}^{d \times d'}$, $W_K^t \in \mathbb{R}^{d \times d'}$ and $W_V^t \in \mathbb{R}^{d \times d'}$ represent the trainable projection matrices, and Q^t , K^t , V^t indicate the attention query, key and value matrix, respectively. $A^t \in \mathbb{R}^{|V| \times |V|}$ is the regular attention matrix, $a_{ij} \in A^t$ indicates the strength of semantic correlation of node v_i and v_j . For the simplicity of illustration, we consider the single-head self-attention and assume $d' = d$.

Despite the global semantic correlation, the structural relationship of node pairs contributes strongly to node representation learning. In order to incorporate the structural information into the transformer architecture, as illustrated in the bottom right of Figure 2, we introduce a structure encoding module.

Specifically, degree is an important metric to measure the node's importance in a graph; the shortest path length between two nodes reflects their topological correlation. Thus, to learn the topology dependencies between node pairs, we construct a topological attribute vector I_s for each node pair $\langle v_i, v_j \rangle$:

$$I_{(ij)_s}^t = [sd_{out}, td_{in}, spd] \quad (10)$$

where sd_{out} indicates the out-degree of source node, and td_{in} means the in-degree of the target node, while spd indicates the length of shortest path of the node pair. Then I_s is fed into a linear and normalization layer to project it into a relatively high dimension vector $x_{(ij)_s}^t \in \mathbb{R}^{d_e}$, which is regarded as the topological feature.

For edge temporal states, we construct a shortest path matrix $I_{(ij)_p}^t \in \mathbb{R}^{2 \times spd}$ for each node pair $\langle v_i, v_j \rangle$:

$$I_{(ij)_p}^t = [I_e^t, I_w^t] \quad (11)$$

where each dimension in the first row I_e^t indicates the edge type on the path $p_{v_i \rightarrow v_j}^t$ at time slice t , while each dimension in the second row I_w^t represents the corresponding weight.

We represent each edge type and weight by a real-valued trainable embedding vector through two individual embedding layers, respectively. Thus we can obtain two matrices:

$X_e^t \in \mathbb{R}^{spd \times d_e}$ and $X_w^t \in \mathbb{R}^{spd \times d_e}$, where X_e^t denotes the embedding matrix for edge types and X_w^t indicates the embedding matrix for edge weights. Then these two matrices are element-wise produced as follows:

$$X_p^t = X_e^t \cdot X_w^t \quad (12)$$

where \cdot indicates the Hadamard production, $X_p^t \in \mathbb{R}^{spd \times d_e}$ is the feature matrix for $p_{v_i \rightarrow v_j}^t$, in which each line is considered as the representation of the corresponding edge. In addition, to identify the position of each edge in the associated path, following the regular design of Transformer [Vaswani *et al.*, 2017], we add each row of X_p^t with a position encoding, which is calculated as:

$$pe(pos, 2i) = \sin\left(\frac{pos}{10000^{2i/d_e}}\right) \quad (13)$$

$$pe(pos, 2i+1) = \cos\left(\frac{pos}{10000^{2i/d_e}}\right) \quad (14)$$

$$X_p^t = X_p^t + pe \quad (15)$$

where pos indexes an edge in the path, i indicates the column index of one row vector. Then we leverage a one-dimension convolutional layer to reduce the dimension of X_p^t , leading to the final path feature $\hat{x}_{(ij)_p}^t \in \mathbb{R}^{d_e}$, which encodes the edge temporal states along the shortest path. We concatenate the topology feature $x_{(ij)_s}^t$ and the path feature $\hat{x}_{(ij)_p}^t$ as the graph structure feature $x_{ij}^t \in \mathbb{R}^{2d_e}$.

To incorporate the graph structural information into the transformer architecture, shown as the upper right of Figure 2, we introduce a structure-aware attention mechanism. It intends to regulate the regular attention a_{ij}^t by graph structural features x_{ij}^t . We regard the operation of regularization as an affine transformation of a_{ij}^t , which is formulated as follows:

$$\lambda_{ij}^t = W_s (x_{ij}^t)^T \quad (16)$$

$$b_{ij}^t = W_b (x_{ij}^t)^T \quad (17)$$

$$\hat{a}_{ij}^t = \lambda_{ij}^t a_{ij}^t + b_{ij}^t \quad (18)$$

$$\hat{H}^t = \text{Normalize}(\hat{A})V \quad (19)$$

where λ_{ij}^t , b_{ij}^t are the scale and offset coefficient at time slice t , respectively; \hat{a}_{ij}^t is the structure-reinforced attention for v_i and v_j . $\hat{H}^t \in \mathbb{R}^{|V| \times d}$ indicates the final output of the transformer encoding layer, which encodes the global semantic correlation, topological dependency and edge temporal states.

3.3 Model Training

We adopt dynamic link prediction as a side task to train and optimize the model parameters. For a candidate edge e_{ij}^{t+1} , the feature $h_{e_{ij}^{t+1}} \in \mathbb{R}^d$ is calculated as $|h_i^t - h_j^t|$, which is then fed into a fully connected neural network layer to predict whether the edge is positive or negative. The prediction procedure is formulated as follows:

$$\hat{p}_{ij}^{t+1} = \sigma(W_o h_{e_{ij}^{t+1}} + b_o) \quad (20)$$

where W_o and b_o are the trainable weights, \hat{p}_{ij}^{t+1} indicates the predicted probability of whether the edge is positive. Then

we take cross entropy as the loss function:

$$J_{ij} = -p_{ij}^{t+1} \log \hat{p}_{ij}^{t+1} - (1 - p_{ij}^{t+1}) \log(1 - \hat{p}_{ij}^{t+1}) \quad (21)$$

$$J = \mathbb{E} \left(\sum_{i,j \in V} J_{ij} \right) + \lambda \|\Theta\|_2^2 \quad (22)$$

where Θ represents all the trainable parameters of RDGT, λ regulates the $L2$ regularization strength to prevent overfitting. We utilize mini-batch AdamW [Loshchilov and Hutter, 2017] to update and optimize the parameters.

4 Experiments

4.1 Datasets and Experimental Setup

Datasets To validate the effectiveness of RDGT, we conduct extensive experiments on four real-world dynamic graphs: (a) twi-Tennis [Béres *et al.*, 2018], which is a twitter mention graph where edges indicate the mentions between users; (b) CollegeMsg [Panzarasa *et al.*, 2009] that is a social network in which an edge signifies a private message transmission; (c) cit-HepTh [Leskovec *et al.*, 2005] that is a research network about high energy physics theory wherein the edges represent the citation relationship between papers. In practice, we use the dataset preprocessed by [Wen and Fang, 2022]; (d) sx-MathOF [Paranjape *et al.*, 2017], which is generated from a stack exchange web site in which each edge means a question answer or comment interaction. The statistics of the four datasets are summarized in Table 1.

Prediction Task and Parameter Setting We use dynamic link prediction [Wen and Fang, 2022] to validate the model performance. Given a dynamic graph \mathcal{G} , the snapshots of multiple time slices are separated into training and test sets. The training set comprises all snapshots taken before time tr , which is used to train the representation learning models, while the snapshots taken after time tr are reserved for test set \mathcal{D}^{te} . In the test, we first generate temporal node representations by the trained model and feed them to a downstream scikit-learn¹ implemented logistic regression classifier to predict whether a candidate edge is positive or negative. For each test snapshot in \mathcal{D}^{te} , we employ a 1:1 ratio negative sampling to construct the entire test edge set, and 80% of the total test edges are used to train the classifier, while the remaining 20% are left for testing. The scale factor α and power factor β are fixed to 1 for each dataset. We repeat the experiment five times and report the mean classification Accuracy and F1.

4.2 Competing Methods

To evaluate the performance of the proposed RDGT, we compare it with seven state-of-the-art competing baselines that can be divided to two categories.

Approaches for static graphs (a) DeepWalk [Perozzi *et al.*, 2014], which considers random walk sequences to be sentences and employs skip-grams [Mikolov *et al.*, 2013] to learn node representations; (b) Node2vec [Grover and Leskovec, 2016], which extends DeepWalk by introducing biased random walks; (c) GraphSAGE [Hamilton *et al.*, 2017] that is a general inductive framework built upon GNN. For these static

Dataset	# of Nodes	# of Edges	Train/Test splits
twi-Tennis	1,000	40,839	100/20
CollegeMsg	1,899	59,835	25/63
cit-HepTh	7,577	51,315	77/1
sx-MathOF	24,818	506,550	64/15

Table 1: Statistics of the four datasets.

approaches, we merge all snapshots of the training set into a single static graph for model training.

Approaches for dynamic graphs (a) CTDNE [Nguyen *et al.*, 2018] that generalizes random walk-based embedding methods to continuous dynamic graphs; (b) EvolveGCN [Pareja *et al.*, 2020], which uses RNN to evolve GCN parameters to capture the dynamic information of discrete dynamic graphs; (c) CoEvoSAGE [Wang *et al.*, 2021], which uses GraphSAGE to discover the structural dependencies and a temporal self-attention architecture to model long-range evolutionary dependencies; (d) TREND [Wen and Fang, 2022], which models the Hawkes processes [Hawkes, 1971] to incorporate the evolutionary properties of temporal edges into node representations from continuous dynamic graphs.

4.3 Experiment Results and Analysis

Table 2 summarizes the experimental results of dynamic link prediction among competing baselines, with the sub-optimal performance highlighted in dark and the best results overall bolded. In general, our proposed RDGT consistently and significantly outperforms all baselines across the four experimental datasets, with the relative increments of Accuracy ranging from 8.50% to 16.45% and F1 improvements from 7.44% to 14.6%, respectively.

From the results, it is observed that those dynamic approaches always outperform static ones on twi-Tennis, ColledgeMsg and sx-MathOF, indicating that incorporating temporal information contributes significantly to learning higher-quality representations. However, Node2vec and GraphSAGE receive better performance than various dynamic approaches on cit-HepTh, since the edges in every two adjacent snapshots constantly change substantially, resulting in the majority of edges only lasting for one single time slice. It makes the RNN-based baselines rather challenging to mine the evolutionary pattern. TREND beats other baselines significantly because it is designed for continuous dynamic graphs and inherently avoids the loss of evolutionary information caused by graph discreteness. Moreover, it adopts the Hawkes process to describe the influence of historical temporal edges on future edges, boosting a better understanding of the temporal evolution of graphs.

RDGT, in contrast to competing baselines, can perform stably across all datasets with varying scales and sparsity, and can maintain high performance under different train/test ratios. The best performance of RDGT on various datasets can be mainly attributed to two factors. First, node representation learning is essentially a biased aggregation of the features of connective nodes along edges. The edges' temporal state directly affects the correlation between pairs of

¹<https://scikit-learn.org/>

	twi-Tennis		CollegeMsg		cit-HepTh		sx-MathOF	
	Accuracy	F1	Accuracy	F1	Accuracy	F1	Accuracy	F1
DeepWalk	61.96±1.27	61.27±2.81	66.54±5.36	67.86±5.86	51.55±0.90	50.39±0.98	66.23±0.89	67.14±1.12
Node2vec	62.03±0.67	62.54±1.77	65.82±4.12	69.10±3.50	65.68±1.90	66.13±2.15	64.76±1.08	65.23±0.67
GraphSAGE	61.76±1.76	62.26±1.66	58.91±3.67	60.45±4.22	70.72±1.96	71.27±2.41	65.32±1.55	66.18±1.21
CTDNE	58.14±2.67	58.61±2.12	62.55±3.67	65.56±2.34	49.42±1.86	44.23±3.92	60.72±0.28	60.91±0.51
EvolveGCN	64.73±0.64	63.80±0.98	63.27±4.42	65.44±4.72	61.57±1.53	62.42±1.54	68.35±0.68	69.02±0.35
CoEvoSAGE	67.39±2.51	67.95±2.12	67.72±3.17	70.02±3.64	65.88±1.32	66.65±0.98	71.38±1.02	72.09±0.96
TREND	74.02±1.78	74.63±1.66	74.55±1.95	75.64±2.09	80.37±2.08	81.13±1.92	79.82±1.56	80.01±1.34
RDGT	87.59±0.55	87.55±0.55	86.81±0.14	86.70±0.13	87.20±0.49	87.17±0.40	87.91±0.32	87.90±0.40
Gains	13.93%	12.93%	16.45%	14.62%	8.50%	7.44%	10.14%	9.86%

Table 2: Performance comparisons of dynamic link prediction among competing baselines.

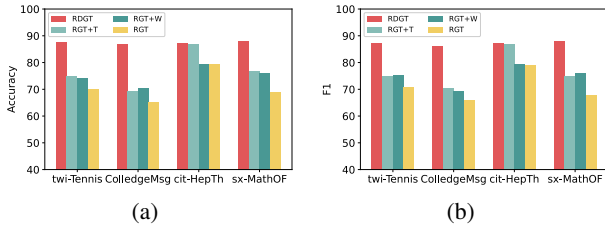


Figure 3: Performance of different ablated variations of RDGT.

nodes, so explicitly modeling the edge temporal states can provide more heuristic information by the weighted multi-relation dynamic graph for effectively learning node representations. Besides, while recurrently updating the node representations over time, RDGT can automatically identify and diminish the impact of those erratic neighbors, resulting in steady high performance on all datasets with different evolutionary patterns. Second, the proposed structure-reinforced graph transformer can capture the global semantic correlation between node pairs and extract the deep latent feature of graph topology and edge temporal states, leading to high-quality node representations.

4.4 Ablation Study

To further validate the effectiveness of explicitly modeling edge temporal states, we compare the performance of dynamic link prediction on the following three ablated variations of RDGT: (1) RGT+W, which disregards the different edge types and does not reconstruct the disappearing edges; (2) RGT+T, which fixes the weights of the various edge types to 1 to disregard the long-term dynamics; and (3) RGT, which directly uses the original dynamic graph.

As shown in Figure 3, the performance of RGT+W and RGT+T is comparable on twi-Tennis, ColledgeMsg and sx-MathOF, because the weights or types of edges explicitly provide a portion of the temporal state information for the representation learning model, whereas RGT is expected to achieve the worst performance. Particularly, we observe that the performance of RDGT and RGT+T on cit-HepTh is distinctly superior to that of RGT+W and RGT. The primary

reason can be explained that the majority of edges typically exist for a single time slice, therefore the long-term dynamics reflected in the edge weights have little effect on the performance of RGT+W. Overall, RDGT achieves the best performance across all datasets, demonstrating the importance of explicitly modeling edge temporal states collaboratively by different edge types and weights.

4.5 Performance Impact of Parameters

Shortest Path Distance Due to the limited computational resources, we only use the subgraph within the spd hops to learn the representation of the target node. Figure 4 (a) and (b) show that model performance improves as spd grows, indicating that SGT can successfully learn more informative node representations from a global perspective. We set $spd = 5$ over twi-Tennis, ColledgeMsg and cit-HepTh, and $spd = 2$ over sx-MathOF in the comparison experiments.

Window Size It refers to the number of consecutive snapshots before the target time slice that are applied for model training. The smaller *window size* may overlook valuable historical dynamics, while the larger one may introduce outdated information. We can observe from Figure 4 (c) and (d) that model performance maintains an upward trend as it grows, indicating that our proposed recurrent learning framework can effectively utilize long-term temporal information and automatically extract valuable information. In our experimental scenario, *window size* is set to 5 for all baselines.

Number of Encoding Layer The number of encoding layer N_{layer} determines the depth of SGT and influences the capability of learning deep latent features. As sketched in Figure 4 (e) and (f), there exists a positive correlation between model performance and N_{layer} . Although a large N_{layer} is useful for enhancing the performance of the model, it incurs additional computational costs and increases the risk of overfitting. In our experimental scenarios, N_{layer} is adjusted to 4 to achieve a compromise between computational resource utilization and model performance.

Number of Attention Head As described in [Vaswani *et al.*, 2017], multi-head attention enables the model to simultaneously attend to nodes from diverse representation subspaces with varying distances. As illustrated in Figure 4 (g)

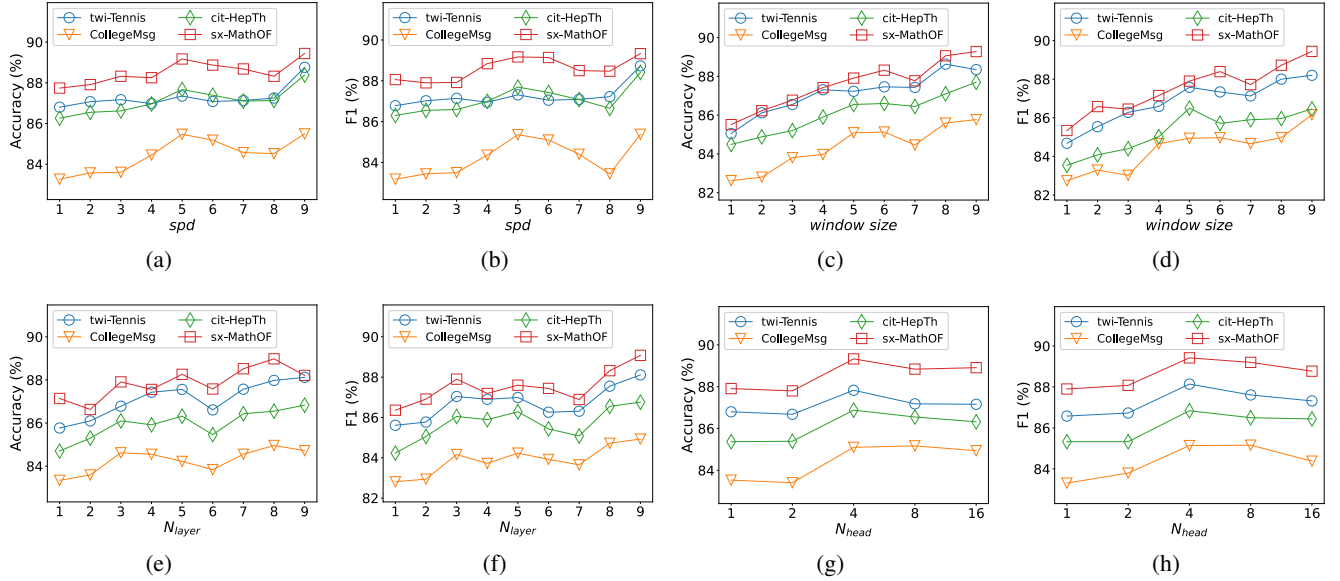


Figure 4: Performance impact of parameters at different datasets.

and (h), the multi-head self-attention mechanism in Transformer functions well in our task as the performance grows with N_{head} . However, an excessive number of heads decreases the performance. Consequently, we set $N_{head} = 4$.

5 Related Work

Inspired by the development of message-passing-based GNNs and their SOTA performance on various static graph tasks [Hamilton *et al.*, 2017], many recent efforts incorporate GNNs and sequence models for dynamic graph representation learning. GNNs are responsible for retrieving graph structure information, whereas sequence models capture evolutionary dynamics.

Generally, structural features are first extracted from each time slice’s snapshot using GNNs, and then a sequence model is used to capture the evolutionary dynamics between snapshots and update the features. GCRN [Seo *et al.*, 2018] employs a GCN [Hamilton *et al.*, 2017] to acquire node embeddings, which are subsequently fed into an LSTM to learn the evolutionary dynamics. VRGNN [Hajiramezani *et al.*, 2019] extends GCRN with VGAE [Kipf and Welling, 2016] to increase the expressive power of GCRN and capture the uncertainty of node latent representation. DySAT [Sankar *et al.*, 2020] adopts a similar idea with GCRN, while calculating node representations through joint self-attention along the two dimensions of the structural neighborhood and temporal dynamics. Although these approaches are intuitive and can extend recent advancements for representation learning of dynamic graphs, they still lack of inductive learning capability, i.e., the inability to utilize the temporal information of neighbor nodes for the newly-added nodes.

Several works have investigated ways to simultaneously learn graph structural and dynamic features to improve inductive learning. EvolveGCN [Pareja *et al.*, 2020] proposes two architectures to capture the dynamism of the graph sequence

by using an RNN to evolve the GCN parameters rather than node embeddings. With a growing number of nodes in dynamic graph across time slices, DynGEM [Goyal *et al.*, 2018] leverages a deep autoencoder to incrementally build the representations of a specific snapshot from the embedding of the prior snapshot. CoEvoSAGE [Wang *et al.*, 2021] uses GraphSAGE to learn the structural dependencies for each snapshot and introduces a temporal self-attention architecture to model long-range dependencies.

Despite the advancements of these existing approaches, they can implicitly learn the evolutionary patterns of the dynamic graph, without taking into account the influence of different edge temporal states on the representation learning process. In addition, they mainly use GNNs as the backbone network to extract graph structural features, the inherent over-smoothing drawback further limiting the model performance. To solve the issues, our proposed RDGT can effectively improve the performance by enhancing the dynamic graph modeling strategy and temporal node feature extraction model in a targeted manner.

6 Conclusion

This paper proposes a novel recurrent framework for dynamic graph representation learning named RDGT, which explicitly models the edge temporal states by converting each original snapshot into a weighted multi-relation graph according to the difference with the previous ones. Then a structure-reinforced graph transformer is designed to recurrently learn and update node temporal representations over the modeled dynamic weighted multi-relation graphs. The superior performance of extensive experiments demonstrates that RDGT can better understand the evolutionary characteristics of a dynamic graph than competing baselines.

References

- [Béres *et al.*, 2018] Ferenc Béres, Róbert Pálovics, Anna Oláh, and András A Benczúr. Temporal walk based centrality metric for graph streams. *Applied network science*, 3(1):1–26, 2018.
- [Chen *et al.*, 2022] Dexiong Chen, Leslie O’Bray, and Karsten Borgwardt. Structure-aware transformer for graph representation learning. In *International Conference on Machine Learning (ICML)*, pages 3469–3489, 2022.
- [Chung *et al.*, 2014] Junyoung Chung, Caglar Gulcehre, KyungHyun Cho, and Yoshua Bengio. Empirical Evaluation of Gated Recurrent Neural Networks on Sequence Modeling. *arXiv preprint arXiv:1412.3555*, 2014.
- [Feng *et al.*, 2022] Shibo Feng, Chen Xu, Yu Zuo, Guo Chen, Fan Lin, and Jianbing XiaHou. Relation-aware dynamic attributed graph attention network for stocks recommendation. *Pattern Recognition*, 121:108119, 2022.
- [Goyal *et al.*, 2018] Palash Goyal, Nitin Kamra, Xinran He, and Yan Liu. Dyngem: Deep embedding method for dynamic graphs. *arXiv preprint arXiv:1805.11273*, 2018.
- [Grover and Leskovec, 2016] Aditya Grover and Jure Leskovec. node2vec: Scalable Feature Learning for Networks. In *ACM SIGKDD International Conference on Knowledge Discovery and Data Mining (SIGKDD)*, pages 855–864, 2016.
- [Hajiramezanali *et al.*, 2019] Ehsan Hajiramezanali, Arman Hasanzadeh, Krishna Narayanan, Nick Duffield, Mingyuan Zhou, and Xiaoning Qian. Variational Graph Recurrent Neural Networks. In *Advances in Neural Information Processing Systems (NeurIPS)*, volume 32, pages 10700–10710, 2019.
- [Hamilton *et al.*, 2017] Will Hamilton, Zhitao Ying, and Jure Leskovec. Inductive Representation Learning on Large Graphs. In *Advances in Neural Information Processing Systems (NeurIPS)*, volume 30, pages 1024–1034, 2017.
- [Hawkes, 1971] Alan G Hawkes. Spectra of some self-exciting and mutually exciting point processes. *Biometrika*, 58(1):83–90, 1971.
- [Hochreiter and Schmidhuber, 1997] Sepp Hochreiter and Jürgen Schmidhuber. Long short-term memory. *Neural Computation*, 9(8):1735–1780, 1997.
- [Hu *et al.*, 2022] Shengxiang Hu, Guobing Zou, Bofeng Zhang, Shaogang Wu, Shiyi Lin, Yanglan Gan, and Yixin Chen. Temporal-Aware QoS Prediction via Dynamic Graph Neural Collaborative Learning. In *International Conference on Service-Oriented Computing (IC-SOC)*, pages 125–133, 2022.
- [Kipf and Welling, 2016] Thomas N Kipf and Max Welling. Variational graph auto-encoders. *arXiv preprint arXiv:1611.07308*, 2016.
- [Lan *et al.*, 2022] Shiyong Lan, Yitong Ma, Weikang Huang, Wenwu Wang, Hongyu Yang, and Pyang Li. Dstagnn: Dynamic spatial-temporal aware graph neural network for traffic flow forecasting. In *International Conference on Machine Learning (ICML)*, pages 11906–11917, 2022.
- [Leskovec *et al.*, 2005] Jure Leskovec, Jon Kleinberg, and Christos Faloutsos. Graphs over Time: Densification Laws, Shrinking Diameters and Possible Explanations. In *ACM SIGKDD International Conference on Knowledge Discovery and Data Mining (SIGKDD)*, page 177–187, 2005.
- [Liang *et al.*, 2022] Tingting Liang, Lin Ma, Weizhong Zhang, Haoran Xu, Congying Xia, and Yuyu Yin. Content-aware recommendation via Dynamic Heterogeneous Graph Convolutional Network. *Knowledge-Based Systems*, page 109185, 2022.
- [Loshchilov and Hutter, 2017] Ilya Loshchilov and Frank Hutter. Decoupled weight decay regularization. *arXiv preprint arXiv:1711.05101*, 2017.
- [Mikolov *et al.*, 2013] Tomas Mikolov, Ilya Sutskever, Kai Chen, Greg S Corrado, and Jeff Dean. Distributed Representations of Words and Phrases and their Compositionality. In *Advances in Neural Information Processing Systems (NeurIPS)*, volume 26, pages 3111–3119, 2013.
- [Nguyen *et al.*, 2018] Giang Hoang Nguyen, John Boaz Lee, Ryan A. Rossi, Nesreen K. Ahmed, Eunye Koh, and Sungchul Kim. Continuous-Time Dynamic Network Embeddings. In *Companion Proceedings of the The Web Conference (WWW)*, page 969–976, 2018.
- [Panzarasa *et al.*, 2009] Pietro Panzarasa, Tore Opsahl, and Kathleen M. Carley. Patterns and dynamics of users’ behavior and interaction: Network analysis of an online community. *Journal of the American Society for Information Science and Technology*, 60(5):911–932, 2009.
- [Paranjape *et al.*, 2017] Ashwin Paranjape, Austin R Benson, and Jure Leskovec. Motifs in Temporal Networks. In *ACM International Conference on Web Search and Data Mining (WSDM)*, pages 601–610, 2017.
- [Pareja *et al.*, 2020] Aldo Pareja, Giacomo Domeniconi, Jie Chen, Tengfei Ma, Toyotaro Suzumura, Hiroki Kanezashi, Tim Kaler, Tao Schardl, and Charles Leiserson. EvolveGCN: Evolving Graph Convolutional Networks for Dynamic Graphs. In *AAAI Conference on Artificial Intelligence (AAAI)*, volume 34, pages 5363–5370, 2020.
- [Perozzi *et al.*, 2014] Bryan Perozzi, Rami Al-Rfou, and Steven Skiena. Deepwalk: Online learning of social representations. In *ACM SIGKDD International Conference on Knowledge Discovery and Data Mining (SIGKDD)*, pages 701–710, 2014.
- [Sankar *et al.*, 2020] Aravind Sankar, Yanhong Wu, Liang Gou, Wei Zhang, and Hao Yang. Dysat: Deep neural representation learning on dynamic graphs via self-attention networks. In *International Conference on Web Search and Data Mining (WSDM)*, pages 519–527, 2020.
- [Seo *et al.*, 2018] Youngjoo Seo, Michaël Defferrard, Pierre Vandergheynst, and Xavier Bresson. Structured Sequence Modeling with Graph Convolutional Recurrent Networks. In *International Conference on Neural Information Processing (ICONIP)*, pages 362–373, 2018.

- [Vaswani *et al.*, 2017] Ashish Vaswani, Noam Shazeer, Niki Parmar, Jakob Uszkoreit, Llion Jones, Aidan N Gomez, Łukasz Kaiser, and Illia Polosukhin. Attention is All you Need. In *Advances in Neural Information Processing Systems (NeurIPS)*, volume 30, pages 5998–6008, 2017.
- [Wang *et al.*, 2021] Daheng Wang, Zhihan Zhang, Yihong Ma, Tong Zhao, Tianwen Jiang, Nitesh Chawla, and Meng Jiang. Modeling co-evolution of attributed and structural information in graph sequence. *IEEE Transactions on Knowledge and Data Engineering*, 35(2):1817–1830, 2021.
- [Wen and Fang, 2022] Zhihao Wen and Yuan Fang. TREND: TempoRal Event and Node Dynamics for Graph Representation Learning. In *ACM Web Conference (WWW)*, page 1159–1169, 2022.
- [Ying *et al.*, 2021] Chengxuan Ying, Tianle Cai, Shengjie Luo, Shuxin Zheng, Guolin Ke, Di He, Yanming Shen, and Tie-Yan Liu. Do Transformers Really Perform Badly for Graph Representation? In *Advances in Neural Information Processing Systems (NeurIPS)*, volume 34, pages 28877–28888, 2021.
- [You *et al.*, 2022] Jiaxuan You, Tianyu Du, and Jure Leskovec. ROLAND: Graph Learning Framework for Dynamic Graphs. In *ACM SIGKDD Conference on Knowledge Discovery and Data Mining (SIGKDD)*, pages 2358–2366, 2022.