

Finding Bug-Inducing Program Environments

Zahra Mirzamomen
zahra.mirzamomen@monash.edu
Monash University

Marcel Böhme*
marcel.boehme@acm.org
Max Planck Institute for Security and Privacy

ABSTRACT

Some bugs cannot be exposed by program *inputs*, but only by certain program *environments*. During execution, most programs access various resources, like databases, files, or devices, that are external to the program and thus part of the program’s environment. In this paper, we present a coverage-guided, mutation-based environment synthesis approach of bug-inducing program environments. Specifically, we observe that programs interact with their environment via dedicated system calls and propose to intercept these system calls (i) to *capture* the resources accessed during the first execution of an input as initial program environment, and (ii) *mutate* copies of these resources during subsequent executions of that input to generate slightly changed program environments. Any generated environment that is observed to increase coverage is added to the corpus of environment seeds and becomes subject to further fuzzing. Bug-inducing program environments are reported to the user.

Experiments demonstrate the effectiveness of our approach. We implemented a prototype called AFLCHAOS which found bugs in the resource-handling code of five (5) of the seven (7) open source projects in our benchmark set (incl. OpenSSL). Automatically, AFLCHAOS generated environments consisting of bug-inducing databases used for storing information, bug-inducing multimedia files used for streaming, bug-inducing cryptographic keys used for encryption, and bug-inducing configuration files used to configure the program. To support open science, we publish the experimental infrastructure, our tool, and all data.

1 INTRODUCTION

Recently, coverage-guided greybox fuzzing has become one of the most successful automatic bug finding techniques in practice. For instance, in the past five years, the OSSFuzz and ClusterFuzz projects have found 29,000+ bugs in products like Chrome and 40,000+ bugs in over 650 open source projects [8, 9]. Given a corpus of inputs, a greybox fuzzer generates new inputs by mutation and adds every coverage-increasing input to the seed corpus for further fuzzing.

However, program behavior not only depends on its input, but also the environment within which it operates (Fig. 1). If an unprivileged user controls the environment of a privileged process and exploits an environment-dependent bug, they can launch privilege escalation attacks [25]. To discover such bugs, the program must be executed in a bug-inducing environment.

In this paper, we introduce AFLCHAOS, a technique that allows us to generate such bug-inducing environments. Towards this objective, there are several challenges that we need to overcome. Challenge 1 is that the bug-inducing environment must be *realistic*: A user should be able to realize this environment on an actual machine without interrupting other processes. Challenge 2 is that the generated environments must actually *impact program behavior*: The program under test likely only interacts with a small part of the environment.

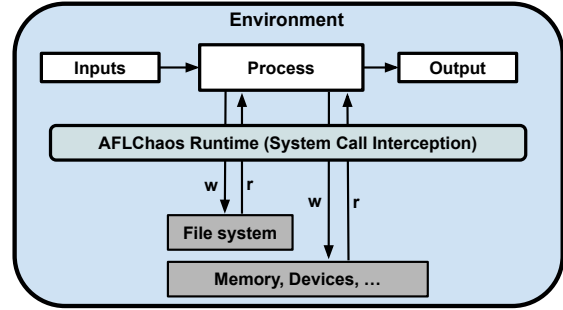


Figure 1: A program being executed within an environment.

To address Challenge 1 and generate realistic environments, AFLCHAOS is inspired by key ingredients of coverage-guided greybox fuzzing. Firstly, we use a *mutation-based approach*. Instead of generating each environment from scratch, we consider the current program environment as a seed environment which is corrupted only slightly by mutation to generate other realistic environments. Secondly, we use a *coverage-guided approach*, adding every coverage-increasing program environment to the corpus of environments. However, if we took a snapshot-based approach to capture, mutate, and restore the *entire* state of a virtual machine [29, 30], many of the mutations would be redundant and not actually impact the program behavior. So, to address Challenge 2, we capture, mutate, and restore the *interactions with the environment*.

We observe that programs access environment resources via dedicated system calls. We propose, during the execution of a seed input, to intercept each system call and make a copy of the accessed resource or the returned data.¹ During subsequent executions of the program, we propose to return mutated copies instead of the data from the original resource. For every environment resource, AFLCHAOS maintains a separate resource-specific seed corpus. The sequence of resource copies that is used during an execution of a program is known as program environment. Generated environments are stored in a separate corpus if they are coverage-increasing.

We implemented AFLCHAOS into the AFLNET network-enabled greybox fuzzer [24] to evaluate our coverage-guided, mutation-based environment synthesis on the coverage-instrumented program binaries of seven servers which implement different network protocols. However, we note that our approach is *not* specific to fuzzing network protocols and can be implemented in other fuzzers.

To investigate our main hypothesis that fuzzing the program environment in addition to the program input improves fuzzing effectiveness, we compared AFLCHAOS against its baseline in experiments involving seven servers implementing different internet

¹As an added advantage, AFLCHAOS tackles flakiness due to external state. AFLCHAOS restores the environment before every execution of the program. For instance, AFLCHAOS automatically restores databases, reverts changes, and clears persistent cache.

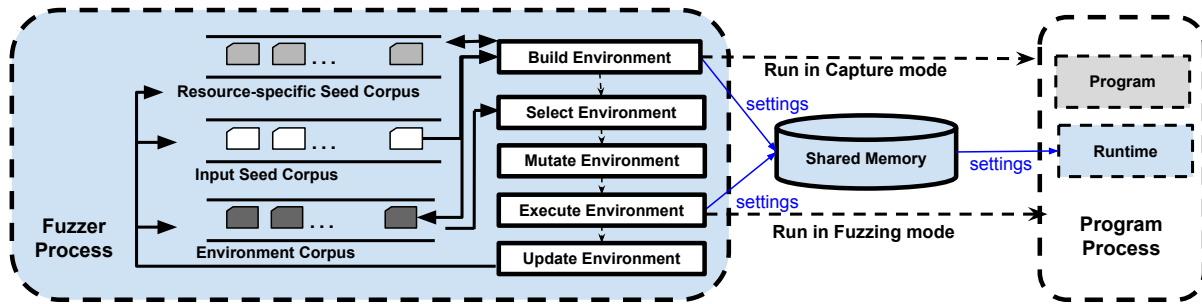


Figure 2: The overall architecture of AFLCHAOS

protocols (encryption, streaming, file sharing, messaging, VoIP) from the ProFuzzbench fuzzer benchmark [20].² We found that AFLCHAOS achieves 7% more branch coverage than AFLNET. This increase is directly associated with new coverage of environment-handling code.

AFLCHAOS found 13 previously undiscovered bugs in five of the seven (5/7) server programs—none of which AFLNET could find. A qualitative analysis revealed that these bugs can only be induced by specific program environments rather than server inputs (i.e., user requests). We found that the root causes of those environment-induced bugs are located in source code that is handling configuration files, databases, certificates and keys, as well as the multimedia files intended for streaming. If a malicious, unprivileged user can modify these environment resources of the corresponding privileged process, they may be able to launch a privilege escalation attack.

In terms of performance overhead, for four of seven (4/7) servers, we found that fuzzing the environment incurs substantial extra cost, often due to the changes rather than the runtime overhead. However, given the increased effectiveness, we find this additional cost appropriate. For the remaining three (3/7) servers, we found that fuzzing environment resources actually lead to a better performance because the program would exit faster for executions with invalid resources.

In summary, this paper makes the following contributions.

- We propose an environment-extended fuzzing framework that effectively finds bug-inducing program environments.
- We propose a novel approach in capturing, mutating and restoring solely the pertinent components of the environment by taking into consideration the real interactions of the program with the environment.
- We achieved 7% more branch coverage than AFLNET, directly associated with the environment-handling code and found 13 bugs in five server programs, all induced by specific program environments rather than server inputs.

Open Science. To facilitate reproducibility, we publish our research prototype, experimental setup, data, and analysis.

https://anonymous.4open.science/r/AFLChaos_Artifact-024B

²While other benchmarks only contain smaller system components, such as libraries [10, 18, 31], we wanted to fuzz whole systems that, like the most widely-used systems, actually do interact with the environment. For instance, servers read/write certificates, databases, configurations, et cetera.

2 AFLCHAOS ARCHITECTURE

AFLCHAOS, our environment-extended fuzzing framework consists of two components: a *runtime* which intercepts system calls by the program to access environment resources (i.e., the file system), and the *fuzzer* which (i) captures the resources accessed by the program when processing an input as environment seed, (ii) mutates environment seeds to generate alternative environments, and (iii) adds coverage-increasing environments as new environment seeds for further fuzzing.

Figure 2 shows the general architecture of AFLCHAOS. The *runtime* resides in the same process as the program under test. A shared memory enables the inter-process communication between the fuzzer process and the runtime (cf. Section 2.1). The fuzzer maintains three kinds of seed corpora (cf. Section 2.2), which are read and written to by the main building blocks of the fuzzing algorithm (cf. Section 3 & Algs. 1-3).

2.1 Runtime: Capturing Environment Interactions

Preloading. To capture the interaction of a program with its environment, most of the program’s resource-related system calls are intercepted. Our approach works with any program binary by *preloading* a shared library that implements our runtime. All major operating systems support preloading. In Unix-based operating systems, system calls can be intercepted using the LD_PRELOAD environment variable which can be pointed to the location of our shared library. On MacOS, the DYLD_INSERT_LIBRARIES environment variable needs to be set. On Windows, a shared library can be injected into a binary using DLL injection (e.g., using `AppInit_DLLs`).

System resources. In this work, we focus particularly on *system resources* as part of the program environment.

- Firstly, system resources often have unique identifiers. This allows us to maintain resource-specific seed corpora, i.e., a set of variants for every (uniquely identified) resource that is accessed by a program during the execution of an input. In a classification of system calls according to their level of threat with respect to system penetration, Massi et al. [4] found such resource-related system calls to be within the most critical threat level. Vulnerabilities involving these system calls may allow full control of the system, e.g., via privilege escalation.

- Secondly, access to resources is standardized in Unix operating systems: "Everything is a file" (unless it is a process) [28]. This allows us to intercept only a few critical system calls related to the file system. The unique resource identifiers are called file descriptors.

Our runtime intercepts resource-related calls to the environment and returns mutated versions of those resources as instructed by the fuzzer. Given an input t to be executed on the program, the runtime works in two modes (set by the fuzzer).

- In *capture mode*, whenever a resource $r \in R$ is accessed during the execution of t , our runtime makes a copy of the *original* resource r . Our runtime implementation stores a copy of resource r as a file that carries the *unique* resource identifier in the file name.³ Finally, the runtime returns to the program the original handle to the resource.
- In *fuzzing mode*, whenever a resource $r \in R$ is accessed during the execution of t , our runtime returns a handle to a potentially fuzzed copy of r . Exactly which copy of r will be made available to the program is determined by the fuzzer.

Runtime-Fuzzer-Program communication. As illustrated in Figure 2, the runtime and the program are executed within the same process. Intercepted system calls are transparently delegated to the runtime without any overhead. However, the runtime and fuzzer do not share the same process. So, we require a mechanism to facilitate inter-process communication. For maximum efficiency, we leverage a shared memory architecture.⁴ Since our runtime process is killed after each execution of the program, we designed our runtime to be stateless. All state of AFLCHAOS exists either in the fuzzer or the file system.

2.2 Fuzzer: Modifying Environment Interactions

The AFLCHAOS fuzzer uses the runtime to capture and substitute the resource-related environment of a program in a coverage-guided manner. The fuzzer maintains three kinds of seed corpora and implements several novel mutation operators to support environment synthesis.

Seeds. AFLCHAOS maintains resource-related and composite seeds in addition to traditional input seeds.

- (1) *Input seed corpus* C_{Inp} . Like other greybox fuzzers [1, 24, 30, 32], AFLCHAOS maintains a corpus of coverage-increasing program inputs.
- (2) *Resource-specific seed corpus* C_r . For each resource r that is accessed during the execution of any program input $t \in C_{\text{Inp}}$, AFLCHAOS maintains a resource-specific seed corpus C_r . During fuzzing, any generated coverage-increasing (mutated) copy of r is added to C_r . The set of C_r for all resources r accessed during the execution of any input $t \in C_{\text{Inp}}$ is denoted by \mathfrak{C} .
- (3) *Environment corpus* C_{Env} . A configuration of program input and one (mutated) copy for each resource accessed during the

execution of that input is called "environment". The initial environment $S(t, R) \in C_{\text{Env}}$ for an input $t \in C_{\text{Inp}}$ is constructed when executing t with the runtime set to "capture mode" which records all resources R accessed by t . Alternative environments S' can be constructed by mutating an environment $S(t, R) \in C_{\text{Env}}$. Any generated coverage-increasing program environment is added to C_{Env} .

Any crashing environment is stored separately for later triage and reproduction. In our experience, the well-defined structure of our generated environments simplifies the crash reproduction and allows us to pinpoint precisely which file is the crash-inducing environment resource.

Algorithm 1 Function MUTATEENVIRON

Require: Environment seed $S = S(t, R)$

```

switch RANDOMCHOICE(1 : 3)
  case 1:
    Resource copy  $r = \text{RANDOMCHOICE}(R)$ 
    New resource copy  $r' = \text{FUZZ}(r)$ 
    New set of resources  $R' = (R \setminus \{r\}) \cup \{r'\}$ 
    New environment  $S' = S(t, R')$ 
    break
  case 2:
    Resource copy  $r = \text{RANDOMCHOICE}(R)$ 
    New resource copy  $r' = \text{RANDOMCHOICE}(C_r)$ 
    New set of resources  $R' = (R \setminus \{r\}) \cup \{r'\}$ 
    New environment  $S' = S(t, R')$ 
    break
  case 3:
    New program input  $t' = \text{RANDOMCHOICE}(C_{\text{Inp}})$ 
    New environment  $S' = S(t', R)$ 
    break
end switch
Ensure: Alternative environment  $S'$ 

```

Mutation operators. As shown in Algorithm 1, we design three simple operators for an environment $S(t, R) \in C_S$.

OP#1 Fuzz resource. The first operator chooses a resource $r \in R$ at random, fuzzes the contents of the resource, and substitutes the chosen resource with the fuzzed version in the environment to generate an alternative environment $S(t, R')$. Since we store copies of a resource as files, we can reuse the existing mutation operators for file fuzzing to fuzz resources. Of course, this makes AFLCHAOS amenable to the corresponding optimizations, such as structure-aware fuzzing [2, 23].

OP#2 Switch resource. The second operator chooses a resource $r \in R$ at random and replaces the copy in the environment with another resource-specific seed chosen at random from the resource-specific corpus C_r to generate an alternative environment $S(t, R')$.

OP#3 Switch input. The third operator substitutes the input seed t in the environment with another input seed t' chosen at random from the input seed corpus C_I to generate an alternative environment $S(t', R)$.

³Later, the fuzzer will use those copies of the original resources as initial seeds for the resource-specific seed corpora.

⁴This approach is inspired by AFL [32] which uses shared memory to collect coverage-feedback from the program's process.

Coverage-increasing environments and relevant constituents (resources or inputs) are added to the corresponding corpora. Of course, depending on the application domain, one could imagine other mutation operators, such as structure-aware operators [2, 23], that could be implemented in Algorithm 1. Domain-specific mutation operators can be transparently implemented in the call to FUZZ.

Synchronization. We delegate the fuzzing of program inputs to a vanilla greybox fuzzer (here, AFLNET) that shares coverage-increasing program inputs with AFLCHAOS via a synchronization step. Newly discovered program inputs contribute in construction of new environment seeds according to Algorithm 1.

Algorithm 2 Coverage-guided Environment Synthesis

Require: Initial input seeds I , Program P , Time budget $timeout$

```

1: // Initializations
2: Input seed corpus  $C_{Inp} = I$ 
3: Resource-specific corpora  $\mathfrak{C} = \emptyset$ 
4: Environment corpus  $C_{Env} = \emptyset$ 
5: Crashing environments  $C_{\chi} = \emptyset$ 
6:
7: // Record all resources accessed by initial inputs
8:  $(C_{Inp}, C_{Env}, \mathfrak{C}) = \text{BUILDENVIRONS}(I, P, C_{Inp}, C_{Env}, \mathfrak{C})$ 
9:
10: repeat
11:   // First synchronize with input-fuzzing greybox fuzzer
12:   if new input seeds  $I'$  found by vanilla greybox fuzzer then
13:      $(C_{Inp}, \mathfrak{C}, C_{Env}) = \text{BUILDENVIRONS}(I', P, C_{Inp}, C_{Env}, \mathfrak{C})$ 
14:   end if
15:
16:   // Then select and fuzz a random environment  $S \in C_{Env}$ 
17:   Seed environment  $S = \text{SELECT}(C_{Env})$ 
18:   Energy  $e = \text{ASSIGNENERGY}(S)$ 
19:
20:   for all integers from 1 to  $e$  do
21:     // Mutate  $S$  to generate  $S'$  and execute  $S'$ 
22:      $S' = S(t', R') = \text{MUTATEENVIRON}(S)$ 
23:     Preload runtime in fuzzing mode
24:     Set resources  $R'$  in runtime
25:     Execute program  $P(t')$ 
26:
27:     // If  $S'$  is interesting, update affected corpora
28:     if  $P(t')$  with resources  $R'$  increased coverage then
29:       Add  $S'$  to  $C_{Env}$ 
30:       if  $R' \neq R$  then
31:         New resource  $r' = R' \setminus R$ 
32:         Add  $r'$  to  $C_{\theta} \in \mathfrak{C}$  where  $\theta$  is  $r'$ 's resource identifier
33:       else
34:         Add  $t'$  to  $C_{Inp}$ 
35:       end if
36:     else if  $P(t')$  with resources  $R'$  crashed then
37:       Add  $S'$  to  $C_{\chi}$ 
38:     end if
39:   end for
40: until  $timeout$  reached or abort-signal

```

Ensure: Crashing environments C_{χ}

3 COVERAGE-GUIDED MUTATION-BASED ENVIRONMENT SYNTHESIS

The overall procedure of coverage-guided mutation-based environment synthesis, AFLCHAOS, is given in Algorithm 2. Like any other greybox fuzzer, AFLCHAOS is started with a set of initial program inputs I and the program P (which can also represent a fuzz harness that executes fuzzer-generated program inputs on the harnessed part of the program). The main objective of AFLCHAOS is to produce a (hopefully non-empty) set of bug-inducing program environments C_{χ} .

Initialization (Alg. 2, L.1–9). AFLCHAOS maintains three kinds of seed corpora. The input seed corpus C_{Inp} is initialized with the initial program inputs I while all other corpora are initially empty. For every initial input $t \in I$, AFLCHAOS builds the corresponding environment seed, creates a resource-specific corpus for every accessed resources, and adds copies of the accessed resources as initial resource-specific seeds.

Algorithm 3 Function BUILDENVIRONS

Require: Input seeds I , Program P

Require: Input corpus C_{Inp} , Environment corpus C_{Env}

Require: Resource-specific corpora \mathfrak{C}

```

1: for all  $t \in I$  do
2:   Preload runtime in capture mode
3:   Copied resources  $R = P(t)$ 
4:   for all  $r \in R$  do
5:     if  $C_r \notin \mathfrak{C}$  then
6:       Resource-specific corpus  $C_r = \{r\}$ 
7:       Resource-specific corpora  $\mathfrak{C} = \mathfrak{C} \cup \{C_r\}$ 
8:     end if
9:   end for
10:  Environment  $S = S(t, R)$ 
11:  Environment corpus  $C_{Env} = C_{Env} \cup \{S\}$ 
12: end for

```

Ensure: Input corpus C_{Inp} , Environment corpus C_{Env}

Ensure: Resource-specific corpora \mathfrak{C}

Input-specific initial environments (Alg. 3). A procedural overview of the environment construction for a set of program inputs I is shown in Algorithm 3. For every program input $t \in I$, AFLCHAOS executes the program P on t with the runtime preloaded and set to *capture mode* (L.2). The runtime makes copies R of every resource that is accessed during the execution of t (L.3; cf. Sec. 2.1). For every copy $r \in R$, if there does not exist a resource-specific corpus C_r , AFLCHAOS creates one with r as initial seed, and adds C_r to the set of resource-specific corpora \mathfrak{C} (L.4–9). Finally, AFLCHAOS builds the original environment S for t as $S(t, R)$ and adds it to the environment corpus C_{Env} (L.10–11).

Synchronization (Alg. 2 L.10–14). The first step of the main loop is to incorporate any new seeds I' found by a vanilla fuzzer running concurrently (cf. Fig. 2). AFLCHAOS focuses on environment synthesis and delegates the generation of coverage-increasing program inputs to other greybox fuzzers. For every newly discovered program input $t \in I'$, AFLCHAOS constructs the original environment for t as discussed above.

Selection and Power Schedule (Alg. 2 L.16–20). In order to steer the fuzzing process, environments can be subject to the same kind of optimizations that normal program inputs in others can be subject to. The power schedule determines the number e of mutated environments that are generated from the selected environment S . In our implementation, the energy e for S depends on the number $|R|$ of resources accessed by $S = S(t, R)$. It is possible to implement the same kind of heuristics into the seed selection of power schedule, e.g., to prioritize environments that exercise rare program paths [5] or branches [15], or such environments that cover code that might be more buggy [22].

Mutation, execution & corpus update (Alg. 2 L.21–39). The selected seed environment is mutated as discussed in Section 2.2 for Algorithm 1. The runtime is configured to point to the resources R' in the mutated seed environment $S' = S(t', R')$ and the input t' is executed on program P with the runtime preloaded in *fuzzing mode*. If the execution of this alternative environment increased code coverage, AFLCHAOS adds the coverage-inducing resource or input and the new environment to the corresponding corpora. If a crash was observable during execution, AFLCHAOS adds the environment S' to the set of crashing environments C_X .

4 EXPERIMENTAL SETUP

4.1 Research Questions

Our experiments are guided by the following questions.

- RQ.1** (Resources). *Which environment resources do our benchmark programs access?* Qualitatively, we want to find out which part of the environment AFLCHAOS can control (i.e., capture, mutate, and restore).
- RQ.2** (Coverage Effectiveness). *Compared to our baseline, how much more branch coverage does AFLCHAOS achieve?* Quantitatively and qualitatively, we would like to understand which additional environment-dependent code is being covered when AFLCHAOS synthesizes new program environments. We also investigate how effective the designed mutation operators are in terms of increasing code coverage?
- RQ.3** (Bug Finding Effectiveness). *Compared to our baseline, how many more bugs does AFLCHAOS expose?* We test our hypothesis that there exist environment-dependent bugs and that we can clearly attribute the discovered bugs to bug-inducing environments.
- RQ.4** (Performance Overhead). *How many test executions per second does AFLCHAOS achieve compared to the baseline AFLNET?* This question is designed to reveal the cost of the increased effectiveness.

4.2 Fuzzer Implementation

We chose the network-enabled greybox fuzzer AFLNET [24] as *baseline*. We implemented our technique into AFLNET calling our tool AFLCHAOS. In addition to AFLNET, our extension AFLCHAOS talks to our runtime and maintains a hierarchical queue structure. The runtime is implemented in the C programming language, as a standalone shared library.

During the fuzzing campaign, analogous to AFLNET, AFLCHAOS outputs a result folder, which encompasses all the precious crafted seeds, along with fuzzer statistics and monitoring information. As

there are three seed types in AFLCHAOS, each one is stored accordingly.

- (1) *Input seed corpus*. In AFLNET, each input seed is stored as a file inside *replayable-queue* directory on the file system. We have retained and used this structure.
- (2) *Resource-specific seed corpus*. We store these seeds in the *Resources* directory. For each resource C_r , there is a sub-directory identified by the resource’s identifier, in which the relevant resource-specific seeds will be stored as a file with unique identifier.
- (3) *Environment corpus*. We store these seeds in the *system-level-seeds* directory. For reproducibility purposes, a specific structure is designed to store a particular program environment ($S(t, R) \in C_{\text{Env}}$) as a file on the file system. The file representing a program environment is a text file with the following format, which pinpoints the exact composition of that program environment:
 - line 1: An integer m representing the number of PUT’s accessed resources.
 - lines 2 to $m+1$: A resource identifier followed by the path to the corresponding resource-specific seed, stored on the file system.
 - line $m+2$: The path to the input seed, as is stored by AFLNET.

Crashing environments are stored in a separate sub-directory. It makes crash re-production more convenient.

4.3 Benchmarking

Platform. For our evaluation, we choose PROFUZZBENCH [20], a mature benchmarking platform for network-enabled fuzzers that has been developed by the authors of AFLNET. All the experiments in this paper are conducted using this setup. The following benchmark programs have been made readily available in PROFUZZBENCH.

Benchmark. Figure 3 shows the seven selected real-world target programs as the subjects for our experiments. DcmTk is an implementation for DICOM protocol, which is used for medical image exchange between hospitals. Dnsmasq is an implementation for DNS protocol. Kamailio is a SIP server for VoIP and realtime communications. Live555 is a library for media streaming. Openssh is the premier connectivity tool for remote login with the SSH protocol. OpenSSL is a security-critical encryption library and finally, PureFtpd is a free FTP Server with a strong focus on software security.

Selection Criteria. We selected our subject case studies based on the fact that they are well-known open-source network protocol implementations for widely used protocols, which additionally are 1) featuring resource access on the file system, as the main selection criteria, 2) widely used (as indicated in the Share column in Figure 3 as the number of IPs using it, obtained from a search in Shodan [33]) and 3) are used in security-critical industries such as medical in which any bug can be of serious consequences.

4.4 Setup and Infrastructure

All the experiments are conducted on a Ubuntu 18.04 machine with 32 vCPUs and 128GB of main memory, supplied by [blinded], a national research cloud that provides cloud computing services and

Subject	Protocol	Commit	Size	Share
DCMTK	DICOM	7f8564c	952k LoC	3k IPs
Dnsmasq	DNS	v2.73rc6	35k LoC	695k IPs
Kamailio	SIP	2648eb3	1.1M LoC	3k IPs
Live555	RTSP	ceeb4f4	78k LoC	12k IPs
Openssh	SSH	7cfea58	130k LoC	39k IPs
Openssl	SSL/TLS	0437435	571k LoC	>10m IPs
PureFtpd	FTP	c21b45f	33k Loc	1k IPs

Figure 3: Protocol implementations studied.

Subject	Resource	Bug	Description
DCMTK	Configuration	✓	Server settings. Key-value text file.
	Database		Index of all the stored images. Binary file.
Dnsmasq	Configuration		Server settings. Key-value text file.
Kamailio	Configuration	✓	Server settings. Key-value text file.
Live555	Content	✓	Multimedia files (mp3, wav, webm, mkv, webm, aac, ac3) to be streamed
Openssh	Configuration		Server settings. Key-value text file.
Openssl	Crypto Key	✓	Private key of server. PEM format.
	Certificate	✓	Server certificate. PEM format.
PureFtpd	Configuration		Server settings. Key-value text file.
	Database	✓	Database used to keep user information, authentication, etc
	Content		Files made available via the FTP server.
	Server Banner		Message to show upon login. Text file.
	Configuration		Server settings. Key-value text file.

Figure 4: Resources accessed during execution.

tools to [blinded] researchers. As elaborated in Section 2, we ran an AFLCHAOS instance in parallel with an AFLNET instance—with input synchronization enabled. For a fair comparison, we set up the baseline by running two synchronized instances of AFLNET.

We compared the baseline input-generating fuzzer and our proposed environment-generating fuzzer in terms of their branch coverage achieved, the number of bugs found, and the number of executions per second over fuzzing campaigns that lasted 24 hours. For each of tuple of the 2 fuzzers and 7 programs, we repeated each campaign 10 times to mitigate the impact of randomness.

5 EXPERIMENTAL RESULTS

RQ1. Controllable Environment Resources

Table 4 shows the environment resources that AFLCHAOS can control during the execution of the server programs. The types of resources are comprised of configuration files, databases, cryptographic keys and certificates, as well as rich content that is made available by the server. Most of the resources provide structured data. Even the configuration files follow different proprietary formats. This diversity of formats motivates the mutation-based approach of AFLCHAOS. For 6 of 13 resources accessed by the server programs in our benchmark setup, we found bugs in the code that process these resources. This demonstrates the effectiveness of AFLCHAOS to synthesize bug-inducing environments.

RQ2. Coverage Effectiveness

Quantitative analysis. Figure 5 shows the average branch coverage achieved over time across 10 campaigns of 24 hour for each fuzzer and subject. Figure 6 shows the effect size and statistical significance of the difference in effectiveness in terms of coverage for the 24 hour fuzzing campaigns.

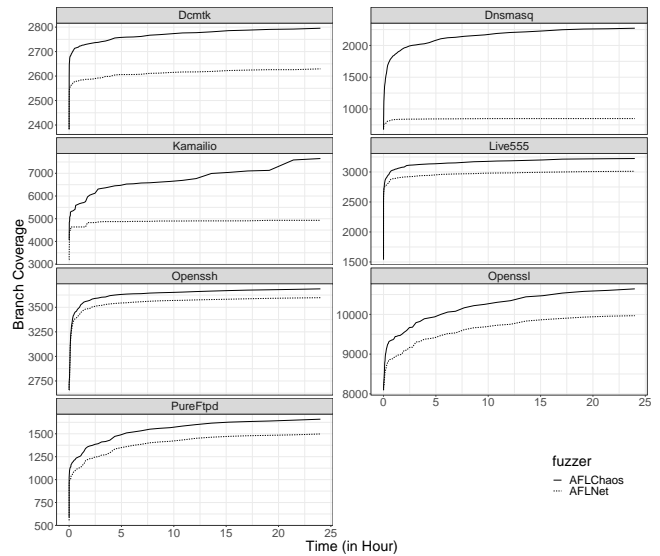


Figure 5: Mean branch coverage over time for 10 runs of 24 hrs.

Subject	AFLCHAOS	AFLNET	\hat{A}_{12}	p-value	Improvement
DCMTK	2795.5	2629.5	1.00	<0.001	6.3%
Dnsmasq	2271.6	848.8	1.00	<0.001	167.6%
Kamailio	7650.6	4929.0	0.96	<0.001	55.2%
Live555	3224.0	3011.6	1.00	<0.001	7.1%
Openssh	3687.7	3597.7	1.00	<0.001	2.5%
Openssl	10643.0	9967.3	1.00	<0.001	6.8%
PureFtpd	1659.5	1498.2	0.73	0.089	10.8%

Figure 6: Average branch coverage over 10 runs of 24 hours.

In terms of coverage, AFLCHAOS substantially outperformed AFLNET on all subjects. This indicates a significant improvement in terms of effectiveness when the program’s environment is being made subject to fuzzing, as well. A change of the configuration for Dnsmasq and Kamailio brought about a 167.6% and 55.2% coverage improvement, respectively. For all other subjects, a coverage improvement above 5% is considerable, given that most fuzzers that have been designed to improve efficiency essentially perform similarly [18].

On our benchmark programs, on the median, AFLCHAOS achieves 7% more branch coverage than the baseline.

Qualitative analysis. We examined the code *where* coverage increased to see if it depends on data provided by the accessed file resources. Figure 7 shows the (number of) source code files where at least one more branch was covered by AFLCHAOS versus the total number of source files. It also shows the (number of) files which contain direct environment parsing/handling code.

In Figures 7.a and 7.b, we observe that the increase in coverage is noticeable only in a small fraction of source files (e.g. 13/2211 for DCMTK, 20/418 for Live555 and 53/2802 for Kamailio). It is interesting to note that most of these source files contain code that is directly related to the environment, e.g., because it opens the file and read the data (e.g. from a database), or because it parses and

	#Files	Coverage Increased Source Files	(#Branches)		
Dcmtk	2211	✓ dcmqrd/bsrc/dcmqrncf.cc	83.4		
		✓ dcmqrd/apps/dcmqrscp.cc	19.6		
		ofstd/include/dcmtk/ofstd/oflist.h	11.5		
		ofstd/include/dcmtk/ofstd/ofmap.h	8.5		
		✓ ofstd/bsrc/ofcmdln.cc	8.0		
		✓ dcmdata/bsrc/dcdict.cc	1.0		
		dcmnet/bsrc/dccfenmp.cc	1.0		
		dcmnet/bsrc/dccfpcmp.cc	1.0		
		dcmnet/bsrc/dccfrmp.cc	1.0		
		dcmnet/bsrc/dccfrsmp.cc	1.0		
		dcmnet/bsrc/dccftsmp.cc	1.0		
		✓ oflog/bsrc/loglevel.cc	1.0		
		ofstd/bsrc/ofstring.cc	1.0		
		Live555	418	✓ liveMedia/MatroskaFileParser.cpp	124.2
				✓ liveMedia/MatroskaFile.cpp	33.5
✓ liveMedia/VorbisAudioRTPSink.cpp	15.4				
✓ liveMedia/MP3Internals.cpp	8.0				
✓ liveMedia/ADTSAudioFileSource.cpp	7.5				
✓ l~a/H264or5VideoStreamDiscreteFramer.cpp	5.9				
✓ l~a/OnDemandServerMediaSubsession.cpp	5.5				
✓ liveMedia/AC3AudioRTPSink.cpp	5.3				
✓ liveMedia/AC3AudioStreamFramer.cpp	4.5				
✓ liveMedia/H264or5VideoRTPSink.cpp	3.8				
✓ liveMedia/H264or5VideoStreamFramer.cpp	3.3				
✓ liveMedia/H264VideoRTPSink.cpp	3.0				
✓ liveMedia/MP3StreamState.cpp	2.5				
✓ liveMedia/MultiFramedRTPSink.cpp	2.4				
✓ liveMedia/ServerMediaSession.cpp	2.2				
✓ liveMedia/MP3ADUDescriptor.cpp	2.1				
✓ testProgs/testOnDemandRTSPServer.cpp	1.8				
BasicUsageEnvironment/BasicHashTable.cpp	1.0				
✓ liveMedia/MPEG4GenericRTPSink.cpp	1.0				
✓ liveMedia/RTCP.cpp	1.0				

(a) Source files where AFLCHAOS covered at least one new branch where directly environment-related files are indicated with a check mark (✓). #Files is the total number of source files. #Branches is the average number of branches newly covered.

Subject	#Files	#Cov. Incr.	#Env.-Related	#Branches
Dnsmasq	40	15	10	1322.0
Kamailio	2802	53	31	810.3
Openssh	381	7	6	107.1
Openssl	1610	63	44	822.7

(b) Aggregated results for the remaining subjects. For every program, we show the total number of source files (#Files), the number of files where AFLCHAOS covered at least one more branch (#Cov. Incr.), the number of directly environment-related files (#Env.-Related), and the total total number of branches only covered by AFLCHAOS (#Branches).

Figure 7: Files where coverage was observed to increase.

handles the content (e.g. different multimedia formats, PEM content or configuration). The source files with no checkmark often contain code that is indirectly related to the environment, mostly to implement data structures or basic object classes (e.g. hashmaps, lists, etc.) that capture the information extracted from these resources.

The increase in coverage can be directly associated with environment-handling code.

Mutation operator effectiveness. We developed three mutation operators for an environment seed $S \in C_{Env}$. OP#1 chooses a resource $r \in R$ at random, fuzzes the contents of the resource, and substitutes the chosen resource with the fuzzed version in the environment to generate an alternative environment $S(t, R')$. OP#2 chooses a resource $r \in R$ at random and replaces the copy in the environment with another resource-specific seed chosen at random from the resource-specific corpus C_r to generate an alternative environment $S(t, R')$. OP#3 substitutes the input seed t in

Subject	OP#1	OP#2	OP#3	Total #Seeds
DCMTK	365.7	39.6	4.0	409.3
Dnsmasq	874.3	657.4	267.4	1799.0
Kamailio	915.6	92.9	8.6	1017.0
Live555	670.2	140.1	236.3	1047.0
Openssh	472.5	404.0	15.7	892.2
Openssl	515.4	106.1	9.1	630.6
PureFtpd	164.5	25.6	5.0	195.1

Figure 8: Number of environment seeds that were added due to coverage-increasing changes originating from each mutation operator (average over 10 runs).

the environment with another input seed t' chosen at random from the input seed corpus C_I to generate an alternative environment $S(t', R')$. In preliminary experiments, we found OP#1 to be most effective. To make better use of the fuzzing time, we increased the probability of selecting OP#1 to 80% while adjusting the probabilities for OP#2 and OP#3 to 10%, respectively. The following result should be interpreted under this adjustment.

Figure 8 shows for each mutation operator OP the number of environment seeds that were added as coverage-increasing environments as a consequence of applying OP. We can see that the contribution of OP#1 to generate coverage-increasing environments is 2.71 and 7.28 times better than OP#2 and OP#3, respectively. In fact, we find that all three operators are necessary. Without OP#2 and OP#3, our approach of mutating just one resource at a time and not mutating input (i.e., receiving input seeds via syncing with a parallel AFLNet) would *not* work. This is because the coverage of some code may depend on the content of more than just one resource and input seed as well. Towards this end, OP#2 and OP#3 provide mixing and matching of all the resources' content based on already found coverage-increasing resource seeds—incrementally constructing system-level seeds with several mutated resources and inputs.

Mutation operator OP#1 which chooses a random resource and fuzzes it appears to be most effective compared to the operators that switch resource (OP#2) or input (OP#3).

Overall, these coverage results and analysis are highly promising regarding the ability of AFLCHAOS in reaching and covering new lines of the mostly environment-related code that otherwise would remain uncovered.

RQ3. Bug Finding Effectiveness

Quantitative analysis. Figure 9 shows the results in terms of bug finding. AFLCHAOS found 11 bugs in ten campaigns of 24 hours across the seven benchmark programs. All of those bugs were discovered in environment handling code, such that the baseline AFLNET was unable to find them. Five bugs were found in under one hour, on the average while the remaining bugs were found in between 2 and 12 hours. Five bugs were found consistently across all ten campaigns while the remaining bugs were found in between 1 to 9 campaigns. Given the large variance of the time to exposure, we decided to run another three campaigns of 48 hours. This revealed two more bugs, increasing the total to 13 bugs found. Apart from the bugs in PureFTPd, all discovered bugs

Subject	Bug Type and [Bug Report]	24h Runs	48h Runs
DCMTK	Stack Overflow [35]	10h35m (01/10)	26h51m (1/3)
	Buffer Overread [35]	00h33m (10/10)	00h20m (3/3)
	Buffer Overwrite [35]	05h13m (04/10)	45h06m (1/3)
Kamailio	Buffer Overflow [36]	06h55m (03/10)	10h49m (1/3)
	NULL Pointer 1 [36]	11h41m (04/10)	06h48m (3/3)
	NULL Pointer 2 [36]	02h17m (10/10)	00h17m (3/3)
Live555	Heap Use After Free 1 [37]	03h54m (09/10)	04h09m (3/3)
	Heap Use After Free 2 [38]	—:—h (00/10)	34h50m (1/3)
	NULL Pointer [39]	00h04m (10/10)	00h02m (3/3)
Openssl	Heap Use After Free [34]	—:—h (00/10)	12h08m (1/3)
PureFtpd	Buffer Overread [40]	00h02m (10/10)	00h03m (3/3)
	Heap Overflow [42]	00h22m (2/10)	01h41m (2/3)
	Division by Zero [41]	00h02m (10/10)	00h02m (3/3)

Figure 9: Bugs found by AFLCHAOS, time to discover each bug, and the number of trials in which the bug is found. If a bug is found in more than one campaign, the average time to discovery is reported. AFLNET found none of those.

have been fixed by the developers. PureFtpd does not provide a public issue tracker and maintainers did not react to our emails. Our reports on an (unmaintained) fork remain unanswered [40]-[42]. Dcmtk and Kamailio bugs have been acknowledged and fixed by the developers [35], [36]. Live555 bugs were reported [37]-[39] and have been fixed (i.e., we cannot reproduce the bugs on the most recent version). We could not identify the specific bug fixing commit due to unavailability of the intermediate versions. The OpenSSL bug has been fixed [34].

AFLCHAOS found 13 previously undiscovered bugs in five of the seven server programs that AFLNET did not find.

DCMTK. AFLCHAOS found a critical buffer overwrite, a buffer overread, and a stack overflow bug in the DCMTK server. The crash and fix locations for all bugs are in `dcmqrcnf.cc` which parses the server’s configuration file. Of course, all bugs are important and should be removed, but for this bug there is also a security risk (even if the attack vector is unlikely). If a malicious user can modify the configuration file, e.g., by social engineering (e.g., via a tutorial online) or by accessing the server machine as an unprivileged user, they can potentially kill the server or worse, gain root privileges by privilege escalation. DCMTK implements the DICOM protocol, the international standard to transmit, store, retrieve medical imaging information. Privileged access would reveal sensitive medical data.

Kamailio. AFLCHAOS finds three bugs in Kamailio; one global buffer overflow in the `core/route_struct.c` file and two null pointer dereferences in the `core/rvalue.147` and `core/sr_module.c`. The root causes of all the bugs are found in the source code that parses the server’s configuration file (e.g. the `yparse` file `core/cfg.y`) and also in the codes that apply the settings. All three bugs are resolved in a single bug-fixing commit [36], which makes the program exit once the first faulty setting is detected in the configuration file (instead of issuing a bad-configuration warning) and prevents the crash-producing setting from being applied. In addition to improved software correctness, the discovery and patching of these bugs also reduced the security risks. Kamailio is a VoIP and Instant Messaging protocol, such that privileged access might reveal private user data.

Live555. AFLCHAOS found two critical heap-use-after-free bugs and a null pointer dereference in Live555. The root causes for all

bugs are located in the files handling the multimedia files to be streamed upon a remote user’s request, i.e., `MatroskaFile.cpp`, `MPEG1or2Demux.cpp`, and `ADTSAudioFileServerMediaSubsession.cpp` which parse Matroska, MPEG and ADTS multimedia files, respectively. If a malicious, unprivileged user can modify the multimedia files to be streamed, e.g., by uploading and the user requests the multimedia file for streaming, they can potentially kill the server or worse, gain root privileges by privilege escalation.

OpenSSL. AFLCHAOS found a critical heap-use-after-free in OpenSSL. The root cause for this bug is located in code that parses (Privacy Enhanced Mail) PEM certificates and keys, i.e., `pem_pkey.c`. If an unprivileged user registers a malicious certificate or a malicious key provided in the PEM format, the heap-user-after-free may be exploited to gain privileged access to the machine running the server. OpenSSL is a library used to encrypt communication such that an exploit would likely reveal sensitive information.

PureFTPd. AFLCHAOS found a critical heap overflow, a buffer overread, and a division by zero bug in PureFTPd. The root causes for these bugs are located in the code that parses and handles the PureDB database. The ability to write to the PureDB database as an unprivileged user might allow a malicious user to exploit one of these bugs in PureFTPd for denial of service or privilege escalation attacks. For PureFTPd, we reported the bugs but have not heard back.

All bugs that AFLCHAOS discovered are induced by environment resources that are not related to server inputs (i.e., user requests). The root causes of those environment-induced bugs are located in source code that is handling configuration files, databases, certificates and keys, as well as multimedia files intended for streaming by a streaming protocol. If a malicious, unprivileged user can modify these environment resources of the corresponding privileged process, they may launch a privilege escalation attack via those bugs identified as critical.

5.1 Performance analysis

The increased effectiveness comes at a cost, i.e., the additional time spent intercepting syscalls and copying resources. To assess this cost, we measure the number of executions per second for both fuzzers across all programs. As AFLCHAOS is implemented into AFLNET, we can attribute the difference in performance to fuzzing the program environment instead of the program inputs.

Figure 10 shows the results of our performance analysis. For four out of seven programs, AFLNET generates substantially more executions per second than AFLCHAOS. Specifically, AFLCHAOS generates 25%, 49%, 78%, and 98% less executions per second than AFLNET for `openssl`, `pureftpd`, `openssh`, and `dcmtk`, respectively. Upon closer investigation, we found that the corrupted resources sometimes led to unresponsiveness (a.k.a. “hangs”), which requires the fuzzer to wait until the connection times out. These environment-induced timeouts affect the performance dramatically, specifically for `dcmtk` and `openssh`. This means that fuzzing the environment as implemented in AFLCHAOS can indeed cause a substantial performance overhead. However, we believe (i) that this additional overhead is reasonable given the substantial increase in effectiveness, and (ii) that there are many opportunities to improve the engineering

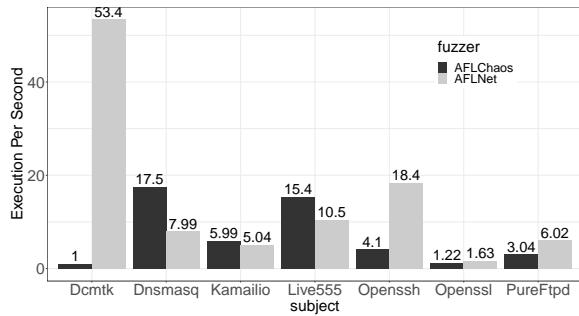


Figure 10: Performance differences between AFLCHAOS and its baseline AFLNET in terms of the average number of executions per second.

of our research prototype AFLCHAOS (which we make publicly available).

For the remaining three out of seven programs, AFLCHAOS generates more executions per second than AFLNET. Specifically, AFLCHAOS generates 18%, 46%, and 119% more executions per second than AFLNET for kamailio, live555, and dnsmasq, respectively. This speedup was an unexpected, at first. Upon closer investigation, we found that the corrupted resources sometimes led to early termination. For kamailio and dnsmasq, an execution fails quickly if the configuration file is corrupted. For Live555, an execution fails before the streaming commences if the parsing of the multimedia file fails.

Given the increase in coverage and bug finding effectiveness, the performance cost is adequate. In some cases, the performance of AFLCHAOS versus AFLNET even increases due to early termination of an execution with a corrupted environment resource.

6 CASE STUDIES

To explore the impact of the environment-induced program bugs that AFLCHAOS discovered, we present the results for one program as a case study. As program, we chose DCMTK which implements the Digital Imaging and Communications in Medicine (DICOM) [17] protocol. The DICOM protocol is the standard for the communication and management of medical imaging information and related data. For instance, DICOM is used in NVIDIA Clara⁵ a container-based, cloud-native development and deployment framework for multi-AI, multi-domain workflows in smart hospitals and Orthanc⁶ a free and open-source, lightweight DICOM server for medical imaging from Belgium.

Criticality. In the health care domain, the DCMTK library is a widely used software component. DCMTK deals with sensitive patient data. So, it is of critical importance to test whether there are any threats to confidentiality or availability. In fact, previously several CVEs have been reported against DCMTK,⁷ including a

privilege escalation.⁸ All of these critical bugs have been patched promptly.

Environment. DCMTK is a privileged process.⁹ In our fuzzing set up, an execution corresponds to starting the server and processing the package that is constructed by the fuzzer by mutation of recorded packages [24]. During execution, the DCMTK server accesses several environment resources (cf. Figure 4), including the following files

- (1) `dcmqrscp.cfg` (Server settings)
- (2) `./ACME_STORE/index.dat` (Database)
- (3) `/etc/hosts` (Database)

Since there is no reason to assume that `/etc/hosts` can be corrupted intentionally or unintentionally, we blocklisted this file during our experiments. This file is Unix-specific, provides a mapping of some hostnames to IP addresses, and can only be accessed with root privileges.

We ran AFLCHAOS on DCMTK using the existing harnessing available in ProFuzzbench [20] for one day and found three bugs (cf. Figure 9). All of these bugs can only be found by changes to the configuration file `dcmqrscp.cfg`. Our *threat model* assumes that an unprivileged attacker on the local machine can modify the environment (i.e., external state) of the protocol implementation—in this case the configuration file. By modifying the unprivileged environment of a privileged process, the attacker can leverage the privilege of the protocol process to launch an arbitrary code execution attack on the host machine. For the three bugs we found in DCMTK specifically, there may be the following consequences.

- *Privilege Escalation.* One bug is a buffer overwrite. Due to an unchecked `memcpy`, it can be exploited to write to otherwise unwritable memory¹⁰ Since the protocol implementation is started as a privileged process, privilege escalation is a viable attack. The second bug is a stack overflow, due to an unchecked `strcmp`¹¹, it might also be useful to gain unauthorized access to the system.
- *Leaking Sensitive Data.* One of the bugs is a buffer overread. Due to a `strcmp` being executed on a non-null-terminated string, the attacker can read memory, they are not supposed to read.¹² Medical images are particularly sensitive data. Even a buffer overread can leak sensitive patient data.

These bugs *cannot* be found by AFLNET which fuzzes only the input space of DCMTK (i.e., the packages it processes).

7 RELATED WORK

Snapshotting. The idea of capturing and restoring the runtime state of a machine, including the programs that are running on it dates back about thirty years ago; but it wasn't until the early 2000's that the required hardware-assistance was built into the first processors [?]. The system that runs virtual machines on a host machine is called hypervisor. To improve the efficiency of fuzzing, particularly of stateful systems, researchers have developed fuzzers using the principle of snapshot-restore upon such hypervisors [29, 30].

⁵<https://docs.nvidia.com/clara/deploy/RunningReferencePipeline.html#install-dcmtk>

⁶<https://book.orthanc-server.com/faq/dicom-tls.html#using-dcmtk>

⁷<https://cve.mitre.org/cgi-bin/cvekey.cgi?keyword=dcmtk>

⁸<http://hmarco.org/bugs/dcmtk-3.6.1-privilege-escalation.html>

⁹<https://github.com/DCMTK/DCMTK/blob/master/dcmqrdb/docs/dcmqr.cnf.txt#L62>

¹⁰<https://github.com/DCMTK/dcmtk/blob/master/dcmqrdb/libsrc/dcmqr.cnf.cc#L706>

¹¹<https://github.com/DCMTK/dcmtk/blob/7f8564c/dcmqrdb/libsrc/dcmqr.cnf.cc#L691>

¹²<https://github.com/DCMTK/dcmtk/blob/master/dcmqrdb/libsrc/dcmqr.cnf.cc#L686>

However, existing works do not actually modify the environment within which the program-under-test runs. Since fuzzing the environment itself might yield unrealistic environments or may not impact the program behavior, we propose to fuzz the *interaction* with the program’s environment instead.

Domain-specific approaches. There exist several domain-specific approaches to fuzz non-traditional program “inputs”. For instance, there are domain-specific works on fuzzing a program’s configuration [6, 16, 44], databases [14, 19, 26, 27, 43, 45], the network [7, 11, 24, 29], et cetera. For instance, in the Fuzzing Book [44], the importance of testing all possible configuration options passed to the program is addressed by proposing a way of automatically inferring configuration options. The program’s configuration can then be tested using combinatorial testing [21]. However, all previous approaches focus on domain-specific improvements. There are programs that take non-traditional inputs. For instance, database management systems (DBMS) take databases as input; compilers take program source code as inputs. In order to test these systems automatically domain-specific approaches have been developed that generate these non-traditional inputs (i.e., databases and programs) [14, 19, 26, 27, 43, 45]. However, these domain-specific approaches cannot be applied to test general programs, e.g., that use databases. Our work can be viewed as a general unification by fuzzing, without discrimination and in a coverage-guided manner, all environment resources that the program-under-test accesses.

Chaos engineering. The key idea behind chaos engineering is to arbitrarily modify a running system and observe the system’s ability (i.e., robustness) to handle those faults [3]. Basiri et al [3] discuss Chaos engineering as an experimental discipline in which the software is viewed as a set of processes, each may fail arbitrarily. For instance, a memory allocation (malloc) may return that no more memory can be allocated, a disk read or write may fail simulating a full disk or absent file, and so on. As real failures are hard to reproduce, fake failures are injected automatically in production to inspect how the system reacts and to find bugs. In contrast to chaos engineering, we do not suggest to modify a running system *in production*. Instead, we propose coverage-guided mutations to the program’s interactions with the environment.

In the concrete case of program testing, Jiang et al. [13] proposed a chaos-inspired fault-injection to find bugs in error-handling code [13]. The authors introduce a context-sensitive software fault injection (SFI) approach, in which the error handling code of system calls is fuzzed by injecting arbitrary faults in different contexts into the program and find hard-to-find bugs in the error handling code. In contrast to Jiang et al., we propose the coverage-guided mutation of environment resources rather than simple fault injection (e.g., where malloc returns 0). While Jiang et al.’s objective is to find bugs in error-handling code specifically, our objective is to find bugs in environment-handling code more generally.

8 CONCLUSION

The contribution of this paper is to extend the fuzzer’s search space beyond the traditional input space to include all environment resources that the program interacts with. These accessed environment resources fully capture the pertinent external state of the program. Our approach does not take the abstract view of the

program as an isolated process that receives input and produces output, but more realistically, it considers the context within which the program is being executed. Our work features a fine-grained approach to the external state, in which each external element can be identified and handled separately. We have defined the novel definition of system-level seeds which can incorporate the external elements along with the input seed. This enables pinpointing the reason for found crashes as well as straight-forward crash reproduction. In our prototype, we focus on files as an important element of the external environment, given that in Linux, everything is considered a file. Our experimental results on seven widely used protocol implementations showed outstanding increase in code coverage for AFLCHAOS in comparison with AFLNET as the base and resulted in discovering 13 bugs in these widely-used and well-fuzzed programs.

9 DATA AVAILABILITY

Open Science. To facilitate open science and reproducibility, we have published our research prototype, our experimental setup, all data, and our analysis:

https://anonymous.4open.science/r/AFLChaos_Artifact-024B

REFERENCES

- [1] 2020. libFuzzer—a library for coverage-guided fuzz testing. <https://l1vm.org/docs/LibFuzzer.html>.
- [2] Cornelius Aschermann, Tommaso Frassetto, Thorsten Holz, Patrick Jauernig, Ahmad-Reza Sadeghi, and Daniel Teuchert. 2019. Nautilus: Fishing for Deep Bugs with Grammars.
- [3] Ali Basiri, Niosha Behnam, Ruud de Rooij, Lorin Hochstein, Luke Kosewski, Justin Reynolds, and Casey Rosenthal. 2016. Chaos Engineering. *IEEE Software* 33, 3 (2016), 35–41. <https://doi.org/10.1109/MS.2016.60>
- [4] Massimo Bernaschi, Emanuele Gabrielli, and Luigi V. Mancini. 2002. Remus: A Security-Enhanced Operating System. *ACM Trans. Inf. Syst. Secur.* 5, 1 (feb 2002), 36–61. <https://doi.org/10.1145/504909.504911>
- [5] Marcel Böhme, Van-Thuan Pham, and Abhik Roychoudhury. 2016. Coverage-based Greybox Fuzzing As Markov Chain. In *Proceedings of the 2016 ACM SIGSAC Conference on Computer and Communications Security*. 1032–1043.
- [6] Huning Dai, Christian Murphy, and Gail Kaiser. 2010. Configuration Fuzzing for Software Vulnerability Detection. In *2010 International Conference on Availability, Reliability and Security*. 525–530. <https://doi.org/10.1109/ARES.2010.22>
- [7] Hugo Gascon, Christian Wressnegger, Fabian Yamaguchi, Daniel Arp, and Konrad Rieck. 2015. Pulsar: Stateful Black-Box Fuzzing of Proprietary Network Protocols. In *Security and Privacy in Communication Networks*. 330–347.
- [8] Google. 2012. ClusterFuzz. <https://github.com/google/clusterfuzz#trophies>. Accessed: 2022-08-12.
- [9] Google. 2016. OSS-Fuzz: Continuous Fuzzing for Open Source Software. <https://github.com/google/oss-fuzz#trophies>. Accessed: 2022-08-12.
- [10] Ahmad Hazimeh, Adrian Herrera, and Mathias Payer. 2021. Magma: A Ground-Truth Fuzzing Benchmark. *Proceedings of the ACM Conference on Measurement and Analysis of Computing Systems* 4, 3, Article 49 (jun 2021), 29 pages. <https://doi.org/10.1145/3428334>
- [11] Zhihao Hu and Zulie Pan. 2021. A Systematic Review of Network Protocol Fuzzing Techniques. In *2021 IEEE 4th Advanced Information Management, Communicates, Electronic and Automation Control Conference (IMCEC)*, Vol. 4. 1000–1005. <https://doi.org/10.1109/IMCEC51613.2021.9482063>
- [12] Intel. [n. d.]. Specs of Intel Pentium 4 (Model 662; 2005), the first chip to implement VT-x Virtualization Technology. <https://ark.intel.com/content/www/us/en/ark/products/27486/intel-pentium-4-processor-662-supporting-ht-technology-2m-cache-3-60-ghz-800-mhz-fsb.html>. Accessed: 2022-08-12.
- [13] Zu-Ming Jiang, Jia-Ju Bai, Kangjie Lu, and Shi-Min Hu. 2020. Fuzzing Error Handling Code using Context-Sensitive Software Fault Injection. In *29th USENIX Security Symposium (USENIX Security 20)*. USENIX Association, 2595–2612. <https://www.usenix.org/conference/usenixsecurity20/presentation/jiang>
- [14] Vu Le, Mehrdad Afshari, and Zhendong Su. 2014. Compiler Validation via Equivalence modulo Inputs. *SIGPLAN Not.* 49, 6 (jun 2014), 216–226. <https://doi.org/10.1145/2666356.2594334>

- [15] Caroline Lemieux and Koushik Sen. 2018. FairFuzz: A Targeted Mutation Strategy for Increasing Greybox Fuzz Testing Coverage. In *Proceedings of the 33rd ACM/IEEE International Conference on Automated Software Engineering (Montpellier, France) (ASE 2018)*. ACM, New York, NY, USA, 475–485. <https://doi.org/10.1145/3238147.3238176>
- [16] Wang Li, Zhouyang Jia, Shanshan Li, Yuanliang Zhang, Teng Wang, Erci Xu, Ji Wang, and Xiangke Liao. 2021. Challenges and Opportunities: An in-Depth Empirical Study on Configuration Error Injection Testing. In *Proceedings of the 30th ACM SIGSOFT International Symposium on Software Testing and Analysis (Virtual, Denmark) (ISSTA 2021)*. Association for Computing Machinery, New York, NY, USA, 478–490. <https://doi.org/10.1145/3460319.3464799>
- [17] Eichelberg Marco, Riesmeier Joerg, Wilkens Thomas, J. Hewett Andrew, Barth Andreas, and Jensch Peter. 2004. Ten years of medical imaging standardization and prototypical implementation: the DICOM standard and the OFFIS DICOM toolkit (DCMTK). In *Proc.SPIE*, Vol. 5371. <https://doi.org/10.1117/12.534853>
- [18] Jonathan Metzman, László Szekeres, Laurent Simon, Read Sprabery, and Abhishek Arya. 2021. FuzzBench: An Open Fuzzer Benchmarking Platform and Service. In *Proceedings of the Joint Meeting on European Software Engineering Conference and Symposium on the Foundations of Software Engineering*. 1393–1403. <https://doi.org/10.1145/3468264.3473932>
- [19] Chaitanya Mishra, Nick Koudas, and Calisto Zuzarte. 2008. Generating Targeted Queries for Database Testing. In *Proceedings of the 2008 ACM SIGMOD International Conference on Management of Data (Vancouver, Canada) (SIGMOD '08)*. Association for Computing Machinery, New York, NY, USA, 499–510. <https://doi.org/10.1145/1376616.1376668>
- [20] Roberto Natella and Van-Thuan Pham. 2021. ProFuzzBench: A Benchmark for Stateful Protocol Fuzzing. In *Proceedings of the 30th ACM SIGSOFT International Symposium on Software Testing and Analysis*.
- [21] Changhai Nie and Hareton Leung. 2011. A Survey of Combinatorial Testing. *ACM Comput. Surv.* 43, 2, Article 11 (feb 2011), 29 pages. <https://doi.org/10.1145/1883612.1883618>
- [22] Sebastian Österlund, Kaveh Razavi, Herbert Bos, and Cristiano Giuffrida. 2020. *ParmaSan: Sanitizer-Guided Greybox Fuzzing*. USENIX Association, USA.
- [23] Van-Thuan Pham, Marcel Böhme, Andrew E. Santosa, Alexandru Razvan Caciulescu, and Abhik Roychoudhury. 2018. Smart Greybox Fuzzing. *CoRR* abs/1811.09447 (2018). arXiv:1811.09447 <http://arxiv.org/abs/1811.09447>
- [24] Van-Thuan Pham, Marcel Boehme, and Abhik Roychoudhury. 2020. AFLNet: A Greybox Fuzzer for Network Protocols. In *IEEE International Conf. on Software Testing Verification and Validation*.
- [25] Niels Provos, Markus Friedl, and Peter Honeyman. 2003. Preventing Privilege Escalation. In *Proceedings of the 12th Conference on USENIX Security Symposium - Volume 12 (Washington, DC) (SSYM'03)*. USENIX Association, USA, 16.
- [26] Manuel Rigger and Zhendong Su. 2020. Finding Bugs in Database Systems via Query Partitioning. *Proc. ACM Program. Lang.* 4, OOPSLA, Article 211 (nov 2020), 30 pages. <https://doi.org/10.1145/3428279>
- [27] Manuel Rigger and Zhendong Su. 2020. Testing Database Engines via Pivoted Query Synthesis. In *14th USENIX Symposium on Operating Systems Design and Implementation (OSDI 20)*. USENIX Association, 667–682. <https://www.usenix.org/conference/osdi20/presentation/rigger>
- [28] Alton F Sanders and Robert Pickering. 2018. the Unix System. *Revival: The Handbook of Software for Engineers and Scientists (1995) (2018)*, 77.
- [29] Sergej Schumilo, Cornelius Aschermann, Andrea Jemmett, Ali Abbasi, and Thorsten Holz. 2022. Nyx-Net: Network Fuzzing with Incremental Snapshots. In *Proceedings of the Seventeenth European Conference on Computer Systems (Rennes, France) (EuroSys '22)*. Association for Computing Machinery, New York, NY, USA, 166–180. <https://doi.org/10.1145/3492321.3519591>
- [30] Sergej Schumilo, Cornelius Aschermann, Andrea Jemmett, Ali Abbasi, and Thorsten Holz. 2022. Nyx-net: network fuzzing with incremental snapshots. In *Proceedings of the Seventeenth European Conference on Computer Systems*. 166–180.
- [31] Kostya Serebryany. 2022. Fuzzer Test Suite. <https://github.com/google/fuzzer-test-suite>.
- [32] Website. 2017. American Fuzzy Lop (AFL) Fuzzer. http://lcamtuf.coredump.cx/afl/technical_details.txt. Accessed: 2017-05-13.
- [33] Website. 2017. Search engine for the internet of things – devices still vulnerable to Heartbleed. <https://www.shodan.io/report/89bnfUyJ>. Accessed: 2017-05-13.
- [34] Website. 2020. Openssl bug fixing commit. <https://github.com/openssl/openssl/commit/6ab6ecfd6d2d659326f427dceb1b65ae1b4b012b>. Accessed: 2022-07-22.
- [35] Website. 2022. DCMTK bug reports. <https://support.dcmthk.org/redmine/issues/1026>. Accessed: 2022-07-22.
- [36] Website. 2022. Kamailio bug fixing commit. <https://github.com/kamailio/kamailio/commit/f0cea1a7c03e400b4398795c2d8b0f7e45d1dfb5>. Accessed: 2022-07-22.
- [37] Website. 2022. Live555 bug report 1. <https://github.com/rgaufman/live555/issues/38>. Accessed: 2022-07-26.
- [38] Website. 2022. Live555 bug report 2. <https://github.com/rgaufman/live555/issues/39>. Accessed: 2022-07-27.
- [39] Website. 2022. Live555 bug report 3. <https://github.com/rgaufman/live555/issues/40>. Accessed: 2022-07-27.
- [40] Website. 2022. Pure-ftpd bug report 1. <https://github.com/bajinsheng/pure-ftpd/issues/1>. Accessed: 2022-07-25.
- [41] Website. 2022. Pure-ftpd bug report 2. <https://github.com/bajinsheng/pure-ftpd/issues/2>. Accessed: 2022-07-25.
- [42] Website. 2022. Pure-ftpd bug report 3. <https://github.com/bajinsheng/pure-ftpd/issues/3>. Accessed: 2022-07-25.
- [43] Xuejun Yang, Yang Chen, Eric Eide, and John Regehr. 2011. Finding and Understanding Bugs in C Compilers. *SIGPLAN Not.* 46, 6 (jun 2011), 283–294. <https://doi.org/10.1145/1993316.1993532>
- [44] Andreas Zeller, Rahul Gopinath, Marcel Böhme, Gordon Fraser, and Christian Holler. 2022. Testing Configurations. In *The Fuzzing Book*. CISPA Helmholtz Center for Information Security. <https://www.fuzzingbook.org/html/ConfigurationFuzzer.html> Retrieved 2022-01-23 13:06:27+01:00.
- [45] Rui Zhong, Yongheng Chen, Hong Hu, Hangfan Zhang, Wenke Lee, and Dinghao Wu. 2020. SQUIRREL: Testing Database Management Systems with Language Validity and Coverage Feedback. In *Proceedings of the 2020 ACM SIGSAC Conference on Computer and Communications Security (Virtual Event, USA) (CCS '20)*. Association for Computing Machinery, New York, NY, USA, 955–970. <https://doi.org/10.1145/3372297.3417260>