

A Two-Stage Framework with Self-Supervised Distillation For Cross-Domain Text Classification

Yunlong Feng, Bohan Li, Libo Qin, Xiao Xu, Wanxiang Che

Research Center for Social Computing and Information Retrieval

Harbin Institute of Technology, China

{ylfeng, bhli, lbqin, xxu, car}@ir.hit.edu.cn

Abstract

Cross-domain text classification aims to adapt models to a target domain that lacks labeled data. It leverages or reuses rich labeled data from the different but related source domain(s) and unlabeled data from the target domain. To this end, previous work focuses on either extracting domain-invariant features or task-agnostic features, ignoring domain-aware features that may be present in the target domain and could be useful for the downstream task. In this paper, we propose a two-stage framework for cross-domain text classification. In the first stage, we finetune the model with mask language modeling (MLM) and labeled data from the source domain. In the second stage, we further fine-tune the model with *self-supervised distillation* (SSD) and unlabeled data from the target domain. We evaluate its performance on a public cross-domain text classification benchmark and the experiment results show that our method achieves new state-of-the-art results for both single-source domain adaptations (94.17% \uparrow 1.03%) and multi-source domain adaptations (95.09% \uparrow 1.34%).

1 Introduction

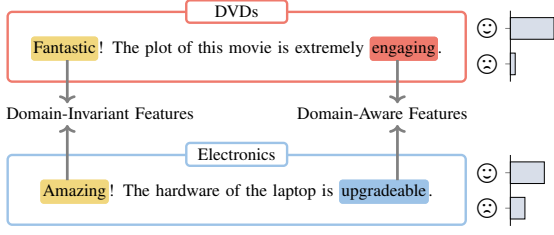
Nowadays, neural network models have achieved amazing results in various tasks. However, these models are often trained on different domains (source domains) than the one in which they will be deployed (target domain), resulting in a domain shift (Gretton et al., 2006) to new domains. Unsupervised Domain Adaptation (UDA) aims to adapt the models trained on source domains with labeled data to a target domain with unlabeled data. UDA is of great practical importance as it eliminates the need for expensive and time-consuming annotation processes in the target domain. In this paper, we focus on the subdomain of UDA known as cross-domain text classification.

Cross-domain text classification poses a significant challenge due to domain discrepancy, which

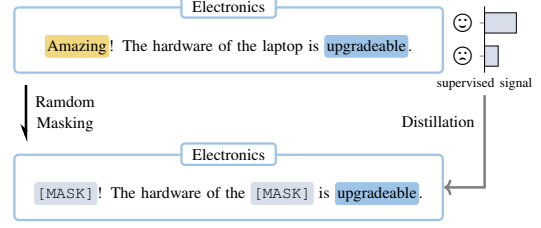
arises from variations in expressions across different domains. To address this problem, a series of work (Clinchant et al., 2016; Ben-David et al., 2020; Zhou et al., 2020; Du et al., 2020; Wu and Shi, 2022) focuses on extracting domain-invariant features between domains that enable classification models to perform well across multiple domains. Another series of work (Du et al., 2020; Karouzos et al., 2021) has explored the use of language modeling to help models leverage task-agnostic features in the target domain, thereby improving their performance in cross-domain text classification tasks.

Obviously, not all features that are useful for a given task exhibit domain-invariance. As illustrated in Figure 1(a), apart from “fantastic” and “amazing”, which are domain-invariant expressions that can convey positive sentiments regarding nearly anything, there are some expressions related to specific contexts or specific things. For example, the word “upgradeable” is often used to describe electronic products such as computers but is not usually used for DVDs. We call the expressions like “upgradeable” domain-aware features. However, discovering the relationship between such features and the task at hand poses a challenge for existing methods due to their neglect of domain-aware features in the target domain.

Figure 1(b) depicts our proposed approach, which involves constructing a self-supervised signal to enable models to attend to the latent domain-aware features of the target domain. By masking the domain-invariant features, the model is compelled to establish a correlation between the predictions and the remaining components, which are the domain-aware features. The model then reinforces the relationship between the prediction and the domain-invariant features when the domain-aware features are masked. Through this process, the model acquires the ability to focus on the latent domain-aware features in the target domain, which we call *self-supervised distillation*.



(a) The model’s predictions of DVDs (source domain) and Electronics (target domain) without adaptation.



(b) An overview of the self-supervised signal we constructed to guide model.

Figure 1: The colors mean domain-invariant (●), source domain aware (●) and target domain aware (●). (a) The model can exploit the domain-invariant features but lacks the use of domain-aware features when predicting the target domain. (b) The supervised signal we construct, is designed to force the model to make a connection between predictions and latent domain-aware features of the target domain.

In this paper, we propose a cross-domain text classification model that comprises a two-stage learning procedure: (1) *learning from the source domain* and (2) *adapting to the target domain*. Our experiment results on the Amazon reviews benchmark (Blitzer et al., 2007) demonstrate that the proposed method obtains new state-of-the-art results for both single-source domain adaptations (94.17% \uparrow 1.03%) and multi-source domain adaptations (95.09% \uparrow 1.34%). In addition, a detailed analysis further demonstrates the generalization and effectiveness of our method. To summarize, our contributions are as follows:

- We propose a two-stage learning procedure that enables existing classification models to adapt to the target domain effectively.
- We introduce *self-supervised distillation*, a simple yet effective method that helps models better capture domain-aware features from unlabeled data in the target domain.
- The experiments on the Amazon reviews benchmark for cross-domain classification show that our proposed model achieves new state-of-the-art results.

2 Background

2.1 Problem Formulation

To establish basic notations for our study, we define a domain $\mathcal{D} = \{\mathcal{X}, P(\mathcal{X})\}$, where \mathcal{X} represents the input feature space (e.g., the text representations), and $P(\mathcal{X})$ denotes the marginal probability distribution over that feature space. Let \mathcal{T} define a task (e.g., sentiment classification) as $\mathcal{T} =$

$\{\mathcal{Y}, P(Y|X)\}$, where \mathcal{Y} is the label space. Moreover, a dataset is denoted by $\mathcal{D}^{\mathcal{T}} = \{(x_i, y_i)\}_{i=1}^n$, where $x_i \in \mathcal{D}$ and $y_i \in \mathcal{Y}$.

In this paper, we focus on cross-domain text classification, which is a subdomain of UDA (Ramponi and Plank, 2020). Specifically, we aim to learn a function \mathcal{F} trained with labeled dataset $\mathcal{D}_S^{\mathcal{T}}$ and unlabeled dataset \mathcal{D}_T , which can effectively perform the task \mathcal{T} in the domain \mathcal{D}_T . Here we respectively denote S and T as the source domain and the target domain, and $P_S(\mathcal{X}) \neq P_T(\mathcal{X})$.

2.2 Prompt Tuning

We use prompt tuning as the formula for the text classification task, which reformulates the downstream task into cloze questions through a textual prompt x_p (Petroni et al., 2019; Brown et al., 2020). Specifically, a textual prompt consists of an input sentence, a template containing [MASK], and two special tokens ([CLS] and [SEP]):

$$x_p = "[CLS] \ x. \text{ It is [MASK]. [SEP]}", \quad (1)$$

where x is the input sentence.

The Pretrained Language Model (PLM) takes the textual prompt x_p as input and utilizes contextual information to fill in the [MASK] token with a word from the vocabulary as the output. The output word is subsequently mapped to a label \mathcal{Y} . Finally, given an labeled dataset $\mathcal{D}^{\mathcal{T}} = \{(x_i, y_i)\}_{i=1}^n$, the PLM is finetuned by minimizing the cross-entropy loss. The objective of prompt tuning can be defined as the following formula:

$$\mathcal{L}_{pmt}(\mathcal{D}^{\mathcal{T}}; \theta_{\mathcal{M}}) = - \sum_{x, y \in \mathcal{D}} y \log p_{\theta_{\mathcal{M}}}(\hat{y}|x_p), \quad (2)$$

where y denotes the gold label, and $\theta_{\mathcal{M}}$ denotes the overall trainable parameters of the PLM.

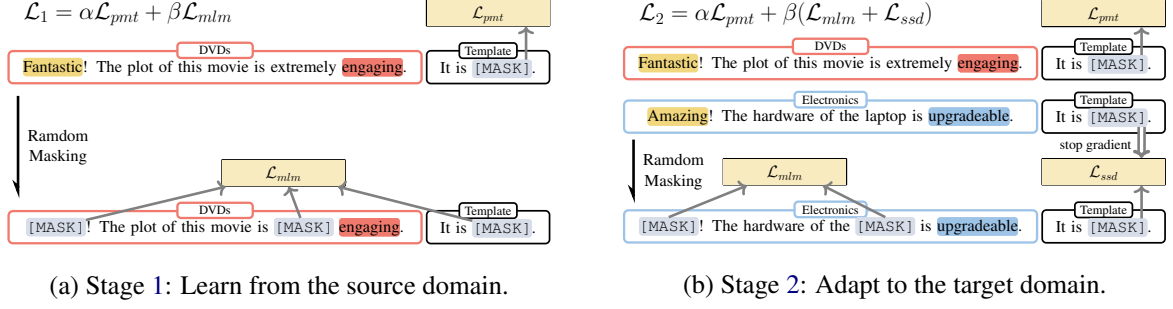


Figure 2: An overview of the proposed method. The \rightarrow means the model’s output. The \Rightarrow means the model’s output which has no gradient. The \mathcal{L}_{pmt} , \mathcal{L}_{mlm} , \mathcal{L}_{ssd} mean the losses of prompt tuning for classification, mask language modeling, and self-supervised distillation. The training process of the method consists of two stages. (a) In Stage 1, we apply mask language modeling and classification task on the source domain, to prevent the model from over-focusing on overfitting features or shortcut features. (b) In Stage 2, we continually train the classification task in the source domain, while we do mask language modeling and self-supervised distillation in the target domain.

2.3 Mask Language Modeling

We use mask language modeling to avoid shortcut learning¹ (Geirhos et al., 2020) and adapt to the distribution of the target domain. Specifically, we construct a *masked* textual prompt \mathbf{x}_{pm} which is similar to the textual prompt \mathbf{x}_p in Eq 1. The masked textual prompt consists of a *masked* input sentence, a template containing [MASK], and two special tokens ([CLS] and [SEP]):

$$\mathbf{x}_{pm} = "[CLS] \mathbf{x}_m. \text{ It is [MASK]. [SEP]}", \quad (3)$$

where \mathbf{x}_m is the masked version of \mathbf{x} in Eq 1.

In this part, we fine-tune the PLM through the masked language modeling task on \mathbf{x}_m . Given an labeled dataset $\mathcal{D}^T = \{\mathbf{x}_i, \mathbf{y}_i\}_{i=1}^n$, the loss of each sentence in \mathcal{D}^T is the mean masked LM likelihood of all [MASK] in the sentence. Furthermore, the overall loss of \mathcal{D}^T is the summation of the individual sentence loss in the dataset:

$$\mathcal{L}_{mlm}(\mathcal{D}; \theta_{\mathcal{M}}) = - \sum_{\mathbf{x} \in \mathcal{D}} \sum_{\hat{\mathbf{x}} \in m(\mathbf{x}_m)} \frac{\log p_{\theta_{\mathcal{M}}}(\hat{\mathbf{x}} | \mathbf{x}_{pm})}{len_{m(\mathbf{x}_m)}}, \quad (4)$$

where $m(\mathbf{y}_m)$ and $len_{m(\mathbf{x}_m)}$ denote the masked words and counts in \mathbf{x}_m , respectively, $\theta_{\mathcal{M}}$ denotes the overall trainable parameters of the PLM.

3 Method

In this section, we introduce the self-supervised distillation method and the two-stage learning procedure for cross-domain text classification. Figure 2 illustrates the overall learning procedure.

¹Shortcuts learning means that model learned decision rules (or shortcut features) that perform well on standard benchmarks but fail to transfer to more challenging testing conditions, such as real-world scenarios.

3.1 Self-Supervised Distillation (SSD)

The method needs a trained model which can perform the task. In addition, the model has the ability to generalize to the target domain through domain-invariant features, but not all useful features for the task are domain-invariant. We use the model itself to construct a soft self-supervised signal. This signal enables the model to establish a connection between predictions and latent domain-aware features of the target domain. This process, which we refer to as **Self-Supervised Distillation (SSD)**, constitutes one of our core contributions.

During prediction, the model can only utilize the unmasked features of a masked sentence (\mathbf{x}_{pm}), but it can use all features of the original version of the sentence (\mathbf{x}_p). The model will be forced to make the connection between predictions of \mathbf{x}_p in Eq 1 and the unmasked words of \mathbf{x}_{pm} , which can include domain-invariant, domain-aware features, or both in the target domain. Recall that they contain the original (\mathbf{x}_p) and masked versions (\mathbf{x}_{pm}) of the same sentence (\mathbf{x}), respectively. We perform knowledge distillation between the model predictions of $p_{\theta}(y | \mathbf{x}_{pm})$ and $p_{\theta}(y | \mathbf{x}_p)$. The objective of SSD can be defined as the following formula:

$$\mathcal{L}_{ssd}(\mathcal{D}; \theta_{\mathcal{M}}) = \sum_{\mathbf{x} \in \mathcal{D}} KL(p_{\theta_{\mathcal{M}}}(y | \mathbf{x}_{pm}) || p_{\theta_{\mathcal{M}}}(y | \mathbf{x}_p)), \quad (5)$$

where \mathbf{x}_m and \mathbf{x}_{pm} is processed from the same input sentence \mathbf{x} .

3.2 Learning Procedure

Our learning procedure comprises two stages, which we describe in this section. We use the

Algorithm 1 Stage 1: Learn from the source domain

Input: Training samples of source domain labeled dataset \mathcal{D}_S^T

Output: Configurations of finetuned model $\theta_{\mathcal{M}}$

Initialize: PLM $\theta_{\mathcal{M}}$; learning rate η ; trade-off parameter α, β

```
1: while Training epoch not end do
2:   for  $x$  in  $\mathcal{D}_S^T$  do
3:      $\triangleright$  Minimizing the classification loss in
       source domain
4:      $\mathcal{L}'_1 \leftarrow \alpha \mathcal{L}_{pmt}(x; \theta_{\mathcal{M}})$ 
5:      $\theta_{\mathcal{M}} = \theta_{\mathcal{M}} - \eta \nabla_{\theta_{\mathcal{M}}} \mathcal{L}'$ 
6:      $\triangleright$  Minimizing the MLM loss in source
       domain
7:      $\mathcal{L}''_1 \leftarrow \beta \mathcal{L}_{mlm}(x; \theta_{\mathcal{M}})$ 
8:      $\theta_{\mathcal{M}} = \theta_{\mathcal{M}} - \eta \nabla_{\theta_{\mathcal{M}}} \mathcal{L}''$ 
9:   end for
10: end while
```

vanilla prompt tuning method mentioned in Section 2.2 during inference. The two stages of the training procedure are summarized in Algorithm 1 and Algorithm 2.

3.2.1 Stage 1: Learn from the source domain

In Stage 1, our objective is to obtain a fine-tuned model with the ability to perform the downstream task effectively. We use a variant of the mask language modeling as an auxiliary task for prompt tuning to avoid the model from over-focusing overfitting features or shortcut features (Geirhos et al., 2020). We refer to this approach as **MLM Enhanced Prompt Tuning (MEPT)**.

We initialize the parameters of the model \mathcal{M} using a Pretrained Language Model (PLM) such as BERT or RoBERTa. During each iteration, we sample new examples from the source domain \mathcal{D}_S^T to train the model \mathcal{M} . Firstly, we calculate the classification loss of those sentences and update the parameters with the loss, as shown in line 5 of Algorithm 1. Then we mask the same sentence and calculate mask language modeling loss to update the parameters, as depicted in line 8 of Algorithm 1. The parameters of the model will be updated together by these two losses.

In summary, the objective of Stage 1, given a labeled dataset \mathcal{D}^T , is obtained using the weighted cross-entropy loss for prompt tuning classification

Algorithm 2 Stage 2: Adapt to the target domain

Input: Training samples of source domain labeled dataset \mathcal{D}_S^T and target domain dataset \mathcal{D}_T

Output: Configurations of Final Model $\theta_{\mathcal{M}}$

Initialize: Model $\theta_{\mathcal{M}}$ already tuned in Stage 1; learning rate η ; trade-off parameter α, β

```
1: while Training epoch not end do
2:   for  $x^s, x^t$  in  $\mathcal{D}_S^T, \mathcal{D}_T$  do
3:      $\triangleright$  Minimizing the classification loss in
       source domain
4:      $\mathcal{L}'_2 \leftarrow \alpha \mathcal{L}_{pmt}(x^s; \theta_{\mathcal{M}})$ 
5:      $\theta_{\mathcal{M}} = \theta_{\mathcal{M}} - \eta \nabla_{\theta_{\mathcal{M}}} \mathcal{L}'$ 
6:      $\triangleright$  Minimizing the SSD loss and MLM
       in target domain
7:      $\mathcal{L}''_2 \leftarrow \beta (\mathcal{L}_{mlm}(x^t; \theta_{\mathcal{M}}) + \mathcal{L}_{ssd}(x^t; \theta_{\mathcal{M}}))$ 
8:      $\theta_{\mathcal{M}} = \theta_{\mathcal{M}} - \eta \nabla_{\theta_{\mathcal{M}}} \mathcal{L}''$ 
9:   end for
10: end while
```

(\mathcal{L}_{pmt}) and mask language modeling loss (\mathcal{L}_{mlm}):

$$\begin{aligned} \mathcal{L}'_1(\mathcal{D}^T; \theta_{\mathcal{M}}) &= \alpha \mathcal{L}_{pmt}(\mathcal{D}^T; \theta_{\mathcal{M}}), \\ \mathcal{L}''_1(\mathcal{D}^T; \theta_{\mathcal{M}}) &= \beta \mathcal{L}_{mlm}(\mathcal{D}; \theta_{\mathcal{M}}), \end{aligned} \quad (6)$$

where α, β is the loss weight. As the Algorithm 1 shows, we alternate between \mathcal{L}'_1 and \mathcal{L}''_1 optimizations during training.

3.2.2 Stage 2: Adapt to the target domain

In Stage 2, we adapt the model trained in Stage 1 to the target domain. We refer to the resulting model **Two-stage Adapted MLM Enhanced Prompt Tuning (TAMEPT)**, which is our proposed model.

We initialize the parameters of our TAMEPT model using the model already tuned in Stage 1. Firstly, we sample labeled data from the source domain \mathcal{D}_S^T and calculate sentiment classification loss. The model parameters are updated using this loss in line 5 of Algorithm 2. Next, we sample unlabeled data from the target domain \mathcal{D}_T and mask the unlabeled data to do a masking language model and self-supervised distillation with the previous prediction. It should be noted that the self-supervised distillation requires obtaining the prediction of the original sentence before masking. Finally, the model parameters are updated using the mask language modeling loss and self-supervised distillation loss of target domain examples, as shown in line 8 of Algorithm 2. The model parameters are updated together using the three aforementioned losses.

In conclusion, the training objective for Stage 2 is obtained using the weighted cross-entropy loss

for classification (\mathcal{L}_{pmt}), mask language modeling loss (\mathcal{L}_{mlm}) and self-supervised distillation loss (\mathcal{L}_{ssd}). Given an labeled dataset \mathcal{D}_S^T and unlabeled datasets \mathcal{D}_T .

the loss can be defined as:

$$\begin{aligned}\mathcal{L}'_2(\mathcal{D}_S^T, \mathcal{D}_T; \theta_{\mathcal{M}}) &= \alpha \mathcal{L}_{pmt}(\mathcal{D}_S^T; \theta_{\mathcal{M}}), \\ \mathcal{L}''_2(\mathcal{D}_S^T, \mathcal{D}_T; \theta_{\mathcal{M}}) &= \beta (\mathcal{L}_{mlm}(\mathcal{D}_T; \theta_{\mathcal{M}}) \\ &\quad + \mathcal{L}_{ssd}(\mathcal{D}_T; \theta_{\mathcal{M}})),\end{aligned}\quad (7)$$

where α, β is the loss weight. As the Algorithm 2 shows, we alternate between \mathcal{L}'_2 and \mathcal{L}''_2 optimizations during training.

4 Experiments

In this section, we begin by introducing the standard benchmark used for cross-domain text classification on which we conduct experiments. We then present a series of baseline models that we use for comparison purposes. Subsequently, we provide a detailed description of our method’s training procedure. Finally, we present the experiment results and analysis of our method.

4.1 Dataset

We evaluate the effectiveness of our proposed method on the Amazon reviews dataset (Blitzer et al., 2007), which is a widely-used benchmark dataset for cross-domain text classification. The dataset contains reviews in four different domains: Books (B), DVDs (D), Electronics (E), and Kitchen appliances (K) with 2,000 manually labeled reviews in each domain, equally balanced between positive and negative sentiments. Additionally, the dataset also provides a certain amount of unlabeled data for each domain, as shown in Table 1.

(1) In the single-source domain adaptation experiments, we adopt the setting used in (Karouzos et al., 2021) and (Wu and Shi, 2022) to construct 12 cross-domain text classification tasks, each corresponding to a distinct ordered domain pair. In each of these 12 adaptation scenarios, we apply 20% of both labeled source and unlabeled target data for validation, while the labeled target data are used exclusively for testing and are not seen during training or validation. (2) In the multi-source domain adaptation experiments, we follow (Wu and Shi, 2022) to construct 4 cross-domain text classification tasks. Specifically, we choose one as the target domain and the remaining three-domains as multiple source domains, resulting in tasks such as “BDE \rightarrow K”, “BDK \rightarrow E”.

| Domain | # Positive | # Negative | # Unlabeled |
|-----------------|------------|------------|-------------|
| Books (B) | 1,000 | 1,000 | 6,000 |
| DVDs (D) | 1,000 | 1,000 | 34,741 |
| Electronics (E) | 1,000 | 1,000 | 13,153 |
| Kitchen (K) | 1,000 | 1,000 | 16,785 |

Table 1: Statistics for the Amazon reviews multi-domain classification dataset.

4.2 Baselines

We present several strong baselines in our experiments and demonstrate the effectiveness of our proposed methods.

1. **R-PERL** (Ben-David et al., 2020): Use BERT for cross-domain text classification with pivot-based fine-tuning.
2. **DAAT** (Du et al., 2020): Use BERT post-training for cross-domain text classification with adversarial training.
3. **p+CFd** (Ye et al., 2020): Use XLM-R for cross-domain text classification with class-aware feature self-distillation (CFd).
4. **SENTIX_{Fix}** (Zhou et al., 2020): Pre-train a sentiment-aware language model by several pretraining tasks.
5. **UDALM** (Karouzos et al., 2021): Fine-tuning with a mixed classification and MLM loss on domain-adapted PLMs.
6. **AdSPT** (Wu and Shi, 2022): Soft Prompt tuning with an adversarial training object on vanilla PLMs.

And our proposed method is denoted as **TAMEPT**, which is introduced in Section 3. To evaluate the performance, following (Karouzos et al., 2021) and (Wu and Shi, 2022), we use *accuracy* as the evaluation metric.

4.3 Implementation Details

We adopt a 12-layer Transformer (Vaswani et al., 2017; Devlin et al., 2019) initialized with RoBERTa_{base} (Liu et al., 2019) as the PLM.

(1) During Stage 1, we train 10 epochs with batch size 4 and early stopping (patience = 3) on the accuracy metric. The optimizer is AdamW (Loshchilov and Hutter, 2017) with learning rate 1×10^{-5} . And we halve the learning rate every 3 epochs. We set $\alpha = 1.0, \beta = 0.6$ for Eq. 6. (2) During Stage 2, we train 10 epochs with batch size 4 and early stopping (patience = 3) on the mixing loss of classification loss and mask language

| S \rightarrow T | R-PERL | DAAT | p+CFd | UDALM | SENTIX _{Fix} | AdSPT | TAMEPT |
|-------------------|--------|-------|------------------|------------------|-----------------------|--------------|-------------------------|
| B \rightarrow D | 87.80 | 89.70 | 87.65 \pm 0.10 | 90.97 \pm 0.22 | 91.30 | 92.00 | 93.27 \pm 0.49 |
| B \rightarrow E | 87.20 | 89.57 | 91.30 \pm 0.20 | 91.69 \pm 0.31 | 93.25 | 93.75 | 94.82 \pm 0.23 |
| B \rightarrow K | 90.20 | 90.75 | 92.45 \pm 0.60 | 93.21 \pm 0.22 | 96.20 | 93.10 | 95.75 \pm 0.40 |
| D \rightarrow B | 85.60 | 90.86 | 91.50 \pm 0.40 | 91.00 \pm 0.42 | 91.15 | 92.15 | 94.83 \pm 0.31 |
| D \rightarrow E | 89.30 | 89.30 | 91.55 \pm 0.30 | 92.30 \pm 0.47 | 93.55 | 94.00 | 94.57 \pm 0.18 |
| D \rightarrow K | 90.40 | 87.53 | 92.45 \pm 0.20 | 93.66 \pm 0.37 | 96.00 | 93.25 | 95.84 \pm 0.24 |
| E \rightarrow B | 90.20 | 88.91 | 88.65 \pm 0.40 | 90.61 \pm 0.30 | 90.40 | 92.70 | 93.20 \pm 0.63 |
| E \rightarrow D | 84.80 | 90.13 | 88.20 \pm 0.40 | 88.83 \pm 0.61 | 91.20 | 93.15 | 92.63 \pm 0.34 |
| E \rightarrow K | 91.20 | 93.18 | 93.60 \pm 0.50 | 94.43 \pm 0.24 | 96.20 | 94.75 | 96.16 \pm 0.07 |
| K \rightarrow B | 83.00 | 87.98 | 89.75 \pm 0.80 | 90.29 \pm 0.51 | 89.55 | 92.35 | 92.18 \pm 0.84 |
| K \rightarrow D | 85.60 | 88.81 | 87.80 \pm 0.40 | 89.54 \pm 0.59 | 89.85 | 92.55 | 91.77 \pm 0.68 |
| K \rightarrow E | 91.20 | 91.72 | 92.60 \pm 0.50 | 94.34 \pm 0.26 | 93.55 | 93.95 | 95.06 \pm 0.43 |
| AVG | 87.50 | 90.12 | 90.63 \pm 0.40 | 91.74 \pm 0.38 | 92.68 | 93.14 | 94.17 \pm 0.40 |

Table 2: Results of single-source domain adaptation on Amazon reviews. There are four domains, B: Books, D: DVDs, E: Electronics, K: Kitchen appliances. In the table header, S: Source domain; T: Target domain. The TAMEPT is our proposed method, which is described in Section 3. We report mean performances and standard errors over 5 seeds.

| S \rightarrow T | AdSPT | TAMEPT |
|---------------------|-------|-------------------------|
| BDE \rightarrow K | 93.75 | 96.13 \pm 0.12 |
| BDK \rightarrow E | 94.25 | 95.68 \pm 0.11 |
| BEK \rightarrow D | 93.50 | 93.98 \pm 0.16 |
| DEK \rightarrow B | 93.50 | 94.57 \pm 0.37 |
| AVG | 93.75 | 95.09 \pm 0.19 |

Table 3: Results of multi-source domain adaptation on Amazon reviews. The AdSPT is the only one of the baselines that do experiments in the multi-source domain adaptation settings. We report mean performances and standard errors over 5 seeds.

modeling loss. The optimizer is AdamW with a learning rate 1×10^{-6} without learning rate decay. And we set $\alpha = 0.5$, $\beta = 0.5$ for Eq. 7.

In addition, for the mask language modeling objective and the self-supervised distillation objective, we randomly replace 30% of tokens to [MASK] and the maximum sequence length is set to 512 by truncation of inputs. Especially we randomly select the equal num unlabeled data from the target domain every epoch during Stage 2.

All models and analysis are implemented with PyTorch (Paszke et al., 2019), PyTorch Lightning (Falcon and The PyTorch Lightning team, 2019), HuggingFace transformers (Wolf et al., 2020), datasets (Lhoest et al., 2021), Hydra (Yadan, 2019) and BertViz (Vig, 2019). All experiments are conducted with NVIDIA GeForce RTX 2080 Ti.

4.4 Experiment Results

In this section, we concentrate on the results of single-source domain adaptation (Table 2) and multi-source domain adaptation (Table 3). Our proposed method, TAMEPT, achieves new state-of-the-art performance for both tasks, with an accuracy of 94.17% (+1.03%) for single-source domain adaptation and 95.09% (+1.34%) for multi-source domain adaptation. These results demonstrate the effectiveness of our approach for adapting PLMs to cross-domain text classification tasks.

4.4.1 Single-Source Domain Adaptation

The main experiment results in Table 2 demonstrate that our proposed method, TAMEPT, outperforms other state-of-the-art methods in most single-source domain adaptation settings. Specifically, compared to previous state-of-the-art methods, TAMEPT achieves significantly higher average accuracy (1.03% absolute improvement over AdSPT, 1.49% absolute improvement over SENTIX_{Fix}, 2.43% absolute improvement over UDALM, and 4.05% absolute improvement over DAAT). However, the AdSPT achieves better performance in experiments “E \rightarrow D” and “K \rightarrow D”. Furthermore, SENTIX_{Fix} achieves the best performance when the target domain is “K”, but our method still achieves comparable performance. It is mainly because the extra training data of SENTIX_{Fix} is closer to the domain “K”.

| S \rightarrow T | TAMEPT | Stage 1 | | Stage 2 | |
|-------------------|-------------------------|------------------|------------------|-------------------------|-------------------------|
| | | w/o Stage 2 | w/o mlm | w/o mlm | w/o ssd |
| B \rightarrow D | 93.27 \pm 0.49 | 92.88 \pm 0.37 | 92.77 \pm 0.19 | 93.21 \pm 0.36 | 93.14 \pm 0.11 |
| B \rightarrow E | 94.82 \pm 0.23 | 94.30 \pm 0.18 | 94.22 \pm 0.44 | 94.60 \pm 0.19 | 94.29 \pm 0.17 |
| B \rightarrow K | 95.75 \pm 0.40 | 95.19 \pm 0.48 | 94.86 \pm 0.51 | 95.70 \pm 0.38 | 95.39 \pm 0.24 |
| D \rightarrow B | 94.83 \pm 0.31 | 94.37 \pm 0.29 | 93.76 \pm 0.42 | 94.38 \pm 0.36 | 94.25 \pm 0.31 |
| D \rightarrow E | 94.57 \pm 0.18 | 94.11 \pm 0.34 | 93.82 \pm 0.38 | 94.47 \pm 0.51 | 94.33 \pm 0.24 |
| D \rightarrow K | 95.84 \pm 0.24 | 94.99 \pm 0.25 | 94.87 \pm 0.15 | 95.77 \pm 0.17 | 95.10 \pm 0.31 |
| E \rightarrow B | 93.20 \pm 0.63 | 92.19 \pm 0.66 | 92.54 \pm 0.37 | 93.24 \pm 0.23 | 92.70 \pm 0.45 |
| E \rightarrow D | 92.63 \pm 0.34 | 90.71 \pm 0.69 | 91.29 \pm 0.46 | 92.20 \pm 0.43 | 91.19 \pm 0.25 |
| E \rightarrow K | 96.16 \pm 0.07 | 95.70 \pm 0.58 | 95.40 \pm 0.46 | 95.84 \pm 0.19 | 95.77 \pm 0.23 |
| K \rightarrow B | 92.18 \pm 0.84 | 92.09 \pm 0.53 | 91.89 \pm 0.37 | 91.94 \pm 1.99 | 92.55 \pm 0.26 |
| K \rightarrow D | 91.77 \pm 0.68 | 90.49 \pm 0.70 | 89.85 \pm 0.44 | 89.91 \pm 4.18 | 91.38 \pm 0.36 |
| K \rightarrow E | 95.06 \pm 0.43 | 94.55 \pm 0.26 | 94.58 \pm 0.32 | 95.15 \pm 0.15 | 95.02 \pm 0.04 |
| AVG | 94.17 \pm 0.40 | 93.46 \pm 0.44 | 93.32 \pm 0.38 | 93.87 \pm 0.76 | 93.76 \pm 0.25 |

Table 4: The ablation experiments of our method. There are four domains, B: Books, D: DVDs, E: Electronics, K: Kitchen appliances. In the table header, S: Source domain; T: Target domain. The “mlm” and “ssd” means self-supervised distillation and mask language modeling. And the “w/o Stage 2” is also called MEPT, which is described in Section 3.2.1. We report mean performances and standard errors over 5 seeds.

4.4.2 Multi-Source Domain Adaptation

The results presented in Table 3 demonstrate the superior performance of our proposed TAMEPT method in all multi-source domain adaptations. Compared to the previous state-of-the-art model AdSPT, TAMEPT achieves significantly higher average accuracy (1.34% absolute improvement). Notably, our method also achieves better performance than the single-domain adaptation method in most cases, with a lower standard error, indicating its ability to maintain stability as the amount of data and domain increases. However, when the target domain is “K”, the result of “E \rightarrow K” (in Table 2) is superior to that of “BDE \rightarrow K” (96.16% v.s. 96.13%). A similar situation occurs in AdSPT (94.75% v.s. 93.75%). It is mainly because the feature distribution of “E” and “K” is closer.

4.5 Analysis

Table 4 indicates the results of our ablation experiments, which are conducted to evaluate the contributions of different components in our proposed method. Figure 3 shows the case study of our method. Additionally, Table 5 presents the results of experiments that validate the generality of our two-stage adaptation approach on different methods and pre-trained models. These experiments demonstrate the effectiveness and flexibility of our proposed method.

4.5.1 Ablation Study

Our proposed method comprises two stages, namely Stage 1 and Stage 2. To evaluate the effectiveness of each stage, we conduct ablation experiments by removing the corresponding components and comparing the performance of the resulting model with the original model. The results of the ablation experiments are presented in Table 4.

In Stage 1, we observe that the use of **mask language modeling** is crucial for achieving high accuracy. Specifically, when we remove the mask language modeling, the performance of the Stage 1 model dropped by an average of 0.14% (from 93.46% to 93.32%), as shown in Table 4. With the exception of the “E \rightarrow D” experiment, the model that includes mask language modeling consistently outperforms the model without mask language modeling.

In Stage 2, we find that using both **self-supervised distillation** and **mask language modeling** is critical for achieving high accuracy and stability. When we remove the self-supervised distillation, the performance of the Stage 2 model decreases by an average of 0.41% (from 94.17% to 93.76%). Similarly, when we remove the mask language modeling, the performance of the Stage 2 model decreases by an average of 0.30% (from 94.17% to 93.87%), while the standard error increases by 0.36 (from 0.40 to 0.76). Notably, the standard error for experiments “K \rightarrow B” and “K

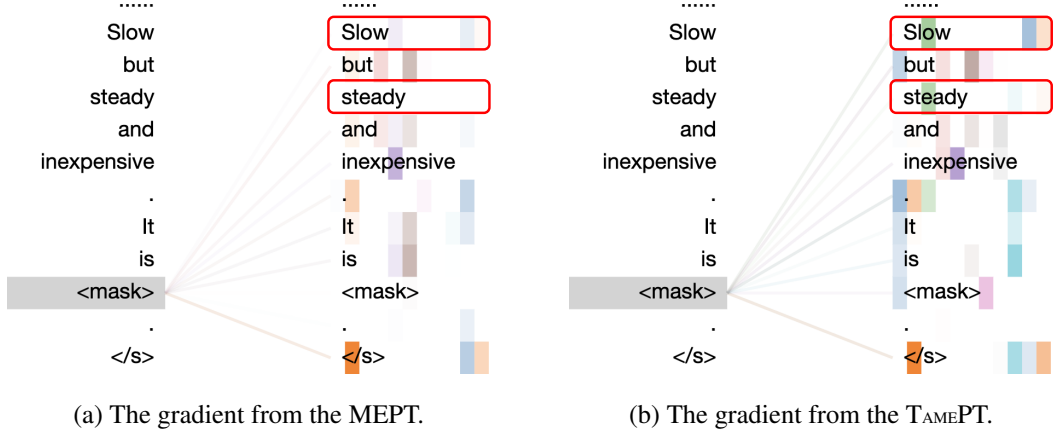


Figure 3: Visualization for the sentence “Plain Vanilla Wireless adapter for you. Slow but steady and inexpensive.” in the “D → E” setting. The different colors mean the gradient of different heads. Compared with the gradient from MEPT, the gradient from TAMEPT pays more attention to the domain-aware features (“slow” and “steady”).

→ D” increases significantly by 1.15 (from 0.84 to 1.99) and 3.50 (from 0.68 to 4.18), respectively. These results indicate that mask language modeling is a crucial factor for achieving high accuracy and, in particular, stability in the proposed method.

In summary, our experiments confirm the effectiveness of both self-supervised distillation and mask language modeling in achieving high accuracy and stability.

4.5.2 Case Study

As shown in Figure 3, we conduct a case study to demonstrate the effectiveness of our method in capturing domain-aware features from unlabeled data in the target domain. Specifically, we used the sentence “Plain Vanilla Wireless adapter for you. Slow but steady and inexpensive.” as an example to analyze the gradients from MEPT² and TAMEPT in the “D → E” setting. The gradients from MEPT and TAMEPT are depicted in Figures 3(a-b), respectively. Notably, compared to the gradient of MEPT, the gradient from TAMEPT places more emphasis on the words “slow” and “steady”, which are domain-aware features. This result demonstrates that our method is capable of assisting models in capturing domain-aware features from unlabeled data in the target domain.

4.5.3 Generality Study

To validate the generality of our method, we conduct experiments on different pre-trained models and methods. The summarized results are shown in Table 5.

²MEPT: The proposed model TAMEPT without Stage 2.

| Method | BERT | | RoBERTa | |
|--------|------------|------------|------------|-------------------|
| | Stage 1 | +Stage 2 | Stage 1 | +Stage 2 |
| FT | 90.00±0.51 | 91.10±1.77 | 93.31±0.47 | 94.09±0.38 |
| PT | 90.78±0.78 | 91.62±1.59 | 93.63±0.36 | 94.38±0.36 |
| MEPT | 91.27±0.58 | 92.54±0.26 | 93.74±0.43 | 94.40±0.35 |
| AVG | 91.02±0.62 | 91.75±1.21 | 93.56±0.42 | 94.29±0.36 |

Table 5: The experiments for validating the generality of our method. We report mean performances and standard error of 12 single-source domain adaptations and 4 multi-domain adaptations. The MEPT initialized with RoBERTa and adapted by Stage 2 is denoted as “TAMEPT”, which is our proposed model.

To validate the generality of our method, we conduct experiments on different pre-trained models and methods, as summarized in Table 5. Specifically, we apply Algorithm 2 to the fine-tuning (FT), prompt tuning (PT), and MEPT methods. The results demonstrate the effectiveness of our method on different pre-trained models and methods, with an average improvement of 0.73% (from 91.02% to 91.75% with BERT and from 93.56% to 94.29% with RoBERTa). These findings support the generality of our proposed method.

5 Related Work

Unsupervised Domain Adaptation is a technique that addresses domain shift issues by learning labeled data of the source domain(s) and unlabeled data of the target domain, which is typically available for both source and the target domains (Ramponi and Plank, 2020).

As mentioned in Section 1, current works can be roughly categorized into two groups. One

group aims to capture domain-invariant features, including pivot-based methods (Ben-David et al., 2020), domain adversarial training (Wu and Shi, 2022), class-aware feature self-distillation (Ye et al., 2020), and sentiment-aware language model (Zhou et al., 2020). Another group employs pre-trained models to exploit the task-agnostic features of the target domain during domain adaptation by language modeling (Du et al., 2020; Karouzou et al., 2021). Some works use both domain-invariant and task-agnostic features (Du et al., 2020). However, previous work only focuses on extracting domain-invariant features or task-agnostic features. In contrast, we are the first to consider the domain-aware features of the target domain.

6 Conclusion

In this paper, we propose a two-stage learning procedure for cross-domain text classification that leverages self-supervised distillation to capture domain-aware features in the target domain. We demonstrate that this procedure outperforms previous state-of-the-art models in most cases, achieving a significant improvement in average accuracy. Our experiments also highlight the significance of self-supervised distillation and mask language modeling in achieving high performance and stability. Moreover, the two-stage learning procedure can be easily applied to existing trained models for cross-domain text classification.

References

- Eyal Ben-David, Carmel Rabinovitz, and Roi Reichart. 2020. [PERL: Pivot-based Domain Adaptation for Pre-trained Deep Contextualized Embedding Models](#). *Transactions of the Association for Computational Linguistics*, 8:504–521.
- John Blitzer, Mark Dredze, and Fernando Pereira. 2007. [Biographies, Bollywood, boom-boxes and blenders: Domain adaptation for sentiment classification](#). In *Proceedings of the 45th Annual Meeting of the Association of Computational Linguistics*, pages 440–447, Prague, Czech Republic. Association for Computational Linguistics.
- Tom B. Brown, Benjamin Mann, Nick Ryder, Melanie Subbiah, Jared Kaplan, Prafulla Dhariwal, Arvind Neelakantan, Pranav Shyam, Girish Sastry, Amanda Askell, Sandhini Agarwal, Ariel Herbert-Voss, Gretchen Krueger, Tom Henighan, Rewon Child, Aditya Ramesh, Daniel M. Ziegler, Jeffrey Wu, Clemens Winter, Christopher Hesse, Mark Chen, Eric Sigler, Mateusz Litwin, Scott Gray, Benjamin Chess, Jack Clark, Christopher Berner, Sam McCandlish, Alec Radford, Ilya Sutskever, and Dario Amodei. 2020. [Language models are few-shot learners](#). *CoRR*, abs/2005.14165.
- Stéphane Clinchant, Gabriela Csurka, and Boris Chidlovskii. 2016. [A domain adaptation regularization for denoising autoencoders](#). In *Proceedings of the 54th Annual Meeting of the Association for Computational Linguistics (Volume 2: Short Papers)*, pages 26–31, Berlin, Germany. Association for Computational Linguistics.
- Jacob Devlin, Ming-Wei Chang, Kenton Lee, and Kristina Toutanova. 2019. [BERT: Pre-training of deep bidirectional transformers for language understanding](#). In *Proceedings of the 2019 Conference of the North American Chapter of the Association for Computational Linguistics: Human Language Technologies, Volume 1 (Long and Short Papers)*, pages 4171–4186, Minneapolis, Minnesota. Association for Computational Linguistics.
- Chunning Du, Haifeng Sun, Jingyu Wang, Qi Qi, and Jianxin Liao. 2020. [Adversarial and domain-aware BERT for cross-domain sentiment analysis](#). In *Proceedings of the 58th Annual Meeting of the Association for Computational Linguistics*, pages 4019–4028, Online. Association for Computational Linguistics.
- William Falcon and The PyTorch Lightning team. 2019. [PyTorch Lightning](#).
- Robert Geirhos, Jörn-Henrik Jacobsen, Claudio Michaelis, Richard Zemel, Wieland Brendel, Matthias Bethge, and Felix A. Wichmann. 2020. [Shortcut Learning in Deep Neural Networks](#). *arXiv e-prints*, page arXiv:2004.07780.
- Arthur Gretton, Karsten Borgwardt, Malte Rasch, Bernhard Schölkopf, and Alex Smola. 2006. A kernel method for the two-sample-problem. *Advances in neural information processing systems*, 19.
- Constantinos Karouzou, Georgios Paraskevopoulos, and Alexandros Potamianos. 2021. [UDALM: Unsupervised domain adaptation through language modeling](#). In *Proceedings of the 2021 Conference of the North American Chapter of the Association for Computational Linguistics: Human Language Technologies*, pages 2579–2590, Online. Association for Computational Linguistics.
- Quentin Lhoest, Albert Villanova del Moral, Yacine Jernite, Abhishek Thakur, Patrick von Platen, Suraj Patil, Julien Chaumond, Mariama Drame, Julien Plu, Lewis Tunstall, Joe Davison, Mario Šaško, Gunjan Chhablani, Bhavitvya Malik, Simon Brandeis, Teven Le Scao, Victor Sanh, Canwen Xu, Nicolas Patry, Angelina McMillan-Major, Philipp Schmid, Sylvain Gugger, Clément Delangue, Théo Matussière, Lysandre Debut, Stas Bekman, Pierric Cistac, Thibault Goehringer, Victor Mustar, François Lagunas, Alexander Rush, and Thomas Wolf. 2021.

- [Datasets: A community library for natural language processing](#). In *Proceedings of the 2021 Conference on Empirical Methods in Natural Language Processing: System Demonstrations*, pages 175–184, Online and Punta Cana, Dominican Republic. Association for Computational Linguistics.
- Yinhan Liu, Myle Ott, Naman Goyal, Jingfei Du, Mandar Joshi, Danqi Chen, Omer Levy, Mike Lewis, Luke Zettlemoyer, and Veselin Stoyanov. 2019. [Roberta: A robustly optimized BERT pretraining approach](#). *CoRR*, abs/1907.11692.
- Ilya Loshchilov and Frank Hutter. 2017. [Fixing weight decay regularization in adam](#). *CoRR*, abs/1711.05101.
- Adam Paszke, Sam Gross, Francisco Massa, Adam Lerer, James Bradbury, Gregory Chanan, Trevor Killeen, Zeming Lin, Natalia Gimelshein, Luca Antiga, Alban Desmaison, Andreas Kopf, Edward Yang, Zachary DeVito, Martin Raison, Alykhan Tejani, Sasank Chilamkurthy, Benoit Steiner, Lu Fang, Junjie Bai, and Soumith Chintala. 2019. [Pytorch: An imperative style, high-performance deep learning library](#). In H. Wallach, H. Larochelle, A. Beygelzimer, F. d'Alché-Buc, E. Fox, and R. Garnett, editors, *Advances in Neural Information Processing Systems 32*, pages 8024–8035. Curran Associates, Inc.
- Fabio Petroni, Tim Rocktäschel, Sebastian Riedel, Patrick Lewis, Anton Bakhtin, Yuxiang Wu, and Alexander Miller. 2019. [Language models as knowledge bases?](#) In *Proceedings of the 2019 Conference on Empirical Methods in Natural Language Processing and the 9th International Joint Conference on Natural Language Processing (EMNLP-IJCNLP)*, pages 2463–2473, Hong Kong, China. Association for Computational Linguistics.
- Alan Ramponi and Barbara Plank. 2020. [Neural unsupervised domain adaptation in NLP—A survey](#). In *Proceedings of the 28th International Conference on Computational Linguistics*, pages 6838–6855, Barcelona, Spain (Online). International Committee on Computational Linguistics.
- Ashish Vaswani, Noam Shazeer, Niki Parmar, Jakob Uszkoreit, Llion Jones, Aidan N Gomez, Łukasz Kaiser, and Illia Polosukhin. 2017. [Attention is all you need](#). In *Advances in Neural Information Processing Systems*, volume 30. Curran Associates, Inc.
- Jesse Vig. 2019. [A multiscale visualization of attention in the transformer model](#). In *Proceedings of the 57th Annual Meeting of the Association for Computational Linguistics: System Demonstrations*, pages 37–42, Florence, Italy. Association for Computational Linguistics.
- Thomas Wolf, Lysandre Debut, Victor Sanh, Julien Chaumond, Clement Delangue, Anthony Moi, Pierric Cistac, Tim Rault, Remi Louf, Morgan Funtowicz, Joe Davison, Sam Shleifer, Patrick von Platen, Clara Ma, Yacine Jernite, Julien Plu, Canwen Xu, Teven Le Scao, Sylvain Gugger, Mariama Drame, Quentin Lhoest, and Alexander Rush. 2020. [Transformers: State-of-the-art natural language processing](#). In *Proceedings of the 2020 Conference on Empirical Methods in Natural Language Processing: System Demonstrations*, pages 38–45, Online. Association for Computational Linguistics.
- Hui Wu and Xiaodong Shi. 2022. [Adversarial soft prompt tuning for cross-domain sentiment analysis](#). In *Proceedings of the 60th Annual Meeting of the Association for Computational Linguistics (Volume 1: Long Papers)*, pages 2438–2447, Dublin, Ireland. Association for Computational Linguistics.
- Omry Yadan. 2019. [Hydra - a framework for elegantly configuring complex applications](#). Github.
- Hai Ye, Qingyu Tan, Ruidan He, Juntao Li, Hwee Tou Ng, and Lidong Bing. 2020. [Feature adaptation of pre-trained language models across languages and domains with robust self-training](#). In *Proceedings of the 2020 Conference on Empirical Methods in Natural Language Processing (EMNLP)*, pages 7386–7399, Online. Association for Computational Linguistics.
- Jie Zhou, Junfeng Tian, Rui Wang, Yuanbin Wu, Wenming Xiao, and Liang He. 2020. [SentiX: A sentiment-aware pre-trained model for cross-domain sentiment analysis](#). In *Proceedings of the 28th International Conference on Computational Linguistics*, pages 568–579, Barcelona, Spain (Online). International Committee on Computational Linguistics.