

ReelFramer: Co-creating News Reels on Social Media with Generative AI

Sitong Wang
Columbia University
New York, NY, USA
sw3504@columbia.edu

Samia Menon
Columbia University
New York, NY, USA
sm4788@columbia.edu

Tao Long
Columbia University
New York, NY, USA
long@cs.columbia.edu

Keren Henderson
Syracuse University
Syracuse, NY, USA
khenders@syr.edu

Dingzeyu Li
Adobe Research
Seattle, WA, USA
dinli@adobe.com

Kevin Crowston
Syracuse University
Syracuse, NY, USA
crowston@g.syr.edu

Mark Hansen
Columbia University
New York, NY, USA
mh3287@columbia.edu

Jeffrey V. Nickerson
Stevens Institute of Technology
Hoboken, NJ, USA
jnickers@stevens.edu

Lydia B. Chilton
Columbia University
New York, NY, USA
chilton@cs.columbia.edu



Figure 1: Still screenshots of a news reel created with ReelFramer in our user study. This reel uses the roleplay act-out framing for a news article about ConocoPhillips drilling for oil in Alaska.

ABSTRACT

Short videos on social media are a prime way many young people find and consume content. News outlets would like to reach audiences through news reels, but currently struggle to translate traditional journalistic formats into the short, entertaining videos that match the style of the platform. There are many ways to frame a reel-style narrative around a news story, and selecting one is a challenge. Different news stories call for different framings, and require a different trade-off between entertainment and information. We present a system called ReelFramer that uses text and image generation to help journalists explore multiple narrative framings for a story, then generate scripts, character boards and storyboards they can edit and iterate on. A user study of five graduate students in journalism-related fields found the system greatly eased the burden of transforming a written story into a reel, and that exploring framings to find the right one was a rewarding process.

CCS CONCEPTS

• **Human-centered computing** → **Interactive systems and tools.**

KEYWORDS

generative AI, creativity support tools, short videos, screenwriting, storyboarding, narratives

1 INTRODUCTION

Short videos on social media are quickly becoming the dominant way young people consume information. Although platforms like TikTok and Instagram Reels were once used purely for entertainment, such as viral dances, they have also expanded to feature more informational content, including science experiments [15], how-to videos [12], financial literacy [46] and news [32]. With the goal of attracting a younger audience, some news outlets are open to using news reels as a medium to inform the public. The Washington Post was the first notable example, and their news reels regularly get over 100,000 views. Their fast-paced, story-driven delivery is entertaining as well as informative. Thus, news reels have the potential to inform young audiences in a format they already know and enjoy.

Newsrooms face challenges when adapting news content to the reels format and style. Whereas traditional journalistic narratives are fact-driven and explain events in a serious tone, reels are the opposite. The narrative of many successful news reels is to act out the story from the perspective of different characters. For example, one character representing Hurricane Ian might explain to another character representing the hurricane’s roommate why he is “visiting” Florida and all the trouble he might cause there¹. Even for a serious topic like Hurricane destruction, news reels must take on the challenge of finding the balance between informational content and entertainment value [31]. Transforming articles into news reels is a new and daunting challenge. There is a large design space to explore, and speed is of the essence to ideate, write, and produce news reels on a deadline.

A 2022 study of the emerging news reels genre interviewed journalists and found there is no single solution for creating news

reels. Different news stories call for different presentations, tones, and framings [31]. Thus, a critical and challenging task is to explore many possible framings and scripts to find one that fits a given news story. An important dimension to consider is how the final approach balances information and entertainment. Through an analysis of reels trends with journalists and consumers of reels, we identified three central narrative framings that have different blends of infotainment. **Expository dialogs** focus on informational content. This framing has one character (the expert) who explains news events to another character (the naive newcomer). **Roleplay act-outs** have more entertainment value. In this framing, two or more characters involved in a news story act out the event in real time. For example, the video may follow a group of Alaskan Residents as they discover that ConocoPhillips is drilling in Alaska (See Figure 1). **Comedic analogies** have high entertainment value but still convey the core information of the news story. This framing is an act-out of an amusing situation that is analogous to the news event. For example, an airline merger can be portrayed as a marriage, where the companies are combining their lives/assets². Based on these framings, we can support many of the cognitively taxing aspects of producing a news reel: generating a script, characters, costumes, and storyboards.

We present a system called ReelFramer that uses generative text and image AI to scaffold the process of creating news reels. First, the user enters a news article. The system uses a large language model (LLM), GPT-4 [33] to extract the stakeholders and their roles from the article. The user can then select one of the three narrative framings depending on how informative or entertaining the news reel should be. The system suggests the main story elements needed for that framing: characters, settings, premises, and the key pieces of information to convey. The user can either accept, regenerate, or edit these suggested elements manually. Next, the system will automatically generate a script based on the story elements. This initial script is created by the LLM with a prompt that we designed to encode all the requirements of a news reel script. Again, users can either accept, regenerate, or edit the script manually. Users are encouraged to generate many scripts with different framings to explore the possibilities. Once the user is happy with the script, our system generates a character board to suggest the clothes, props, and backgrounds to distinguish the characters using a text-to-image model, DALL-E [35]. Based on the character board, it generates a storyboard that shows suggested emotions, actions, and dialogs for each character. Users can then make short videos based on these materials. At every stage, the system is highly interactive and the user can accept, edit or regenerate the outputs. Although the user is driving the process and ensuring the quality and correctness of the outputs produced by the system, it is a co-creating process with generative AI.

This paper makes the following contributions:

- Three narrative framings of news reels scripts and the computational pipelines to implement them.
- Techniques for generating character boards and storyboards from scripts using text-to-image generative AI.
- ReelFramer, an interactive system for ideating and storyboarding news reels based on a given news article.

¹<https://www.tiktok.com/@washingtonpost/video/7147811605655473450>

²<https://www.tiktok.com/@washingtonpost/video/7062504179436391727>

- A user study showing that ReelFramer helped creators quickly explore the design space of scripts and provided them with a good starting point for scripting and storyboarding news reels.

We conclude with a discussion of how multimodal generative AI can support tasks with varying degrees of complexity and creativity in the content creation process.

2 RELATED WORK

2.1 News Reels and Infotainment

News reels are an emerging trend in journalism to help news outlets reach younger audiences who get their news almost exclusively from social media and, increasingly, from short-form videos on TikTok and Instagram [31]. A 2022 report from the Reuters Institute found that 49% of news outlets of top news publishers worldwide are regularly publishing content on TikTok, most of whom started in 2021 or later [32]. Additionally, they found 15% of 18-24-year-olds already use TikTok for news [32], demonstrating there is an appetite for news content in this new format.

In interviews with current news reel creators, many different approaches to creating reels have been found, but a key challenge is the balance between information and entertainment. This is a classic trade-off in journalism and there are many modern examples of popular news “infotainment” media such as The Daily Show and The Colbert Report [40]. However, previous examples take on the format of television news where news anchors deliver information in monologues, there are multiple segments in a 30-minute show, and segments such as interviews are often 5-10 minutes long. The new challenge of translating infotainment into short format videos is that the content must grab attention quickly and maintain it before the user decides to scroll past it. On the other hand, although well-made news reels can boost engagement, they may also diminish the perceived seriousness of the issue or fail to communicate the key message [9]. Each news outlet can make a choice about where they want to be on the infotainment spectrum.

Another dimension of the design space of news reels is whether the style of the content is closer to TV style, or whether it embraces the personal style of the creators. Some news organizations want to embed their brand’s traditional style into the reels, and stay closer to the style of a 2-minute TV news segment. Other organizations adopt more of a TikTok-like style, including using visual techniques that are afforded in CapCut, TikTok’s video editing software. This paper focuses on helping journalists make TikTok-style videos. This format is new and has gained considerable traction with young viewers. The challenge is to help journalists translate their articles into this style.

2.2 Computational Narrative Generation

Many computational tools have been successful in aiding the development of narratives. Classic AI planning has been used to generate plots and characters [37]. Crowdsourcing has been used to break up the story writing process into manageable pieces [21–23], and script-based methods [41] have been used to automate limited types of journalistic stories, often ones that are driven by numbers like financial earnings reports and sports articles [19].

Recently, large language models have demonstrated unprecedented abilities in story generation [3]. Although LLMs can generate stories from a single prompt, they prove to be more useful when built into systems that allow users to guide or control the generation [7]. LLMs have been used to co-write screenplays [30] through prompt chaining [49]. In an evaluation conducted with professional screenwriters, the participants were impressed by the coherent scripts featuring well-defined characters, story beats, and dialogues. But the outputs were far from perfect. Users often considered the generated scripts as inspiration or a starting point, and had to address many issues ranging from minor inconsistencies to stilted writing and egregious repetition. This shows the potential as well as the challenges of writing with LLMs.

2.3 Computational Storyboarding

Storyboarding is an essential part of developing films and other visual story media. Storyboards allow creators to visualize the main events and identify holes or inconsistencies in the narrative before filming begins. They are also essential for planning shots and determining the actors, props, and settings that will be needed. They are highly challenging to create computationally, because they require consistent image generation across multiple scenes. While technologies like DALL-E [35], Midjourney[18] and Stable Diffusion [38] are impressive, they are difficult to control, although progress has been made towards more consistent images [5, 28] and producing changing facial expressions on otherwise static characters [44]. While there have been works in supporting stereographic storyboarding [16] and creating storyboards based in code [45], this is an area that is under-explored in HCI [44].

2.4 Generative AI for Creativity Support and Journalism

Generative AI has already been hugely successful in supporting creative tasks, including music composition [27], designing visual arts [25, 26], and writing [7, 13, 42]. Large language models (LLMs), in particular, are transforming a number of creative tasks. Trained on billions of documents, LLMs contain a vast amount of general world knowledge and can perform numerous NLP tasks without pre-training [3, 24]. LLMs have been used as open-ended collaborative writing tools. With *Wordcraft*, users can view multiple completions from an LLM as well as explore portions of text written in different styles [50]. LLMs have also been shown to be effective in more constrained contexts, including generating suggestions for science communication. Science writers found *Sparks* LLM-suggestions both interesting and useful as a means to understand a reader’s perspective [13].

However, generative AI still comes with challenges. Many tasks are too complex for generative AI to accomplish in one prompt and have to be broken into smaller problems, then chained together [20, 48, 49]. Generative AI is known to hallucinate and provide false information[3]. Additionally, generative AI is difficult to control. Prompting with text is the main interface to text, image, and code generation, but this makes it hard to iterate on outputs and refine them. Although this can be done with reprompting in a chat-like environment [33], it can be difficult to explain exactly what is wrong and how to fix it in words. A key takeaway is that

generative AI is not a magic bullet. It makes mistakes and it needs humans in the loop to guide it, correct it, and do the things it cannot yet do.

Despite these limitations, there are several ways LLMs have already been useful in journalism. Blogs such as *Generative AI in the Newsroom* [11] keep track of ways generative AI can be used in its current form: content discovery, document analysis, brainstorming, summarizing, comment moderation, and content transformation. Systems have been built to hone these raw abilities of LLMs and build on them. AngleKindling [34] processes press releases and helps journalists “read between the lines” and find story angles hidden behind the positive language and vague promises. Opal [26] is an interactive system to create news illustrations. It uses LLMs to suggest subjects and artistic styles based on headlines, and uses text-to-image generation to create images. ReelFramer is a content transformation tool, and it builds on the brainstorming and multi-modal features of other systems. However, ReelFramer tackles the additional challenges of exploring different narrative framings in the ideation process.

3 DESIGN CHALLENGES FOR NEWS REELS

To understand the challenges of journalists face in creating new reels, we engaged in a six-month co-design process with two professional journalists: one specializing in television and the other in print journalism with a background in media innovation. Both have extensive experience in producing journalism and training young journalists. They participated in every aspect of the design: problem understanding, identifying needs, brainstorming, prototyping, testing, and iteration.

We met with the journalists for an hour each week, to analyze existing news reels and form guidelines on what they both deemed had journalistic value - what they thought was appropriate to train young journalists to make. For example, some reels had the wrong tone and seemed to trivialize horrific events, such as an update on the Stockton serial killer. Other news reels were pure reactions to news, and did not contain informative content. Whereas these are fun, and sometimes appropriate, they are not the target of this work. Although both had different tastes, they both liked the compromise between information and entertainment in the roleplay style news reels. They particularly liked the style of *The Washington Post* which balanced between having lighthearted introductions (such as treating Hurricane Ian like a tourist traveling to Florida) and conveying serious information (such as describing the extensive damage hurricanes had recently inflicted). These videos also get hundreds of thousands and sometimes millions of views on TikTok, which speaks to their effectiveness to reach audiences. (Note: members of that TikTok team had been recently trained by the TV journalist, but not for news reel creation). Thus, we decided that **creating roleplay-style news reels would be a valuable goal to support.**

3.1 Target User Group

Since news reels are an emerging trend, there is not a set journalistic role for creating them. Currently, the people in news organizations making news reels are often recent graduates who are steeped in social media and are given the freedom to create in

their own style. Thus, **the target audience of our tool is recent journalism graduates** - this group has a journalism background and understands the values and responsibilities of journalists, but also appreciates the immense role social media plays in the lives of young people. These are the people most likely to step into the role of creating news reels. Because this job does not formally exist in many organizations, there is no explicit training for it. Thus, the journalism co-designers thought it would be immensely valuable to have tools that support young journalists in creating their first news reels.

3.2 Creation Process to Support

As with almost all video creation, creating a script and storyboard is crucial to developing a coherent and meaningful video. It is also expected that there will be many rounds of ideation and iterations before a final script or video is produced. Currently, almost all news reels are based on an existing news article that has already been researched, written, and published in the traditional print media style. Thus, the challenge is to transform that high-quality information into the news reel format.

3.2.1 Developing Narrative Framings. There are many ways to tell a story. Before a news reel script can be written, there are many narrative-based decisions to make about how the story will unfold: Even within the space of roleplay news reels, there are many plausible options for basic questions: should it be funny or serious? what journalistic information should be conveyed? who are the characters? how do they interact? what is the premise of the story? These are all important factors to explore before creating a script. Framing and scriptwriting can even be considered an iterative process like ideating and prototyping.

Although most stories appear unique, writers often rely on high-level patterns to frame their narratives, such as the Hero’s Journey [30] or other adventure narratives [21]. The idea of patterns also applies to news reels; however, because the reels’ format is so short (often about 30 seconds), traditional patterns may not directly apply. Thus, our co-design team analyzed dozens of news reels to identify such patterns. We also sought feedback from undergraduates who are familiar with the popular tropes in regular reels, which could be adapted to news reels. Although there were many options, we settled on supporting three basic narrative framings that balance different trade-offs between information and entertainment.

1. Expository dialog. This framing focuses more on information than entertainment. The premise is that one character is an expert on the topic and another character is a naive newcomer to the topic. This newcomer asks basic questions to understand the topic. The expert/newcomer trope is widely used in narratives of all forms. For news reels, the characters are taken from the story itself. For an article about the Utah governor banning TikTok from public devices, the expert could be the Utah governor and the naive newcomer could be a state official who will no longer get to view TikToks on his state-owned phone. The governor announces the policy, and the newcomer asks why, giving the governor an opportunity to explain the reasons and the precedents for his decision.

2. Roleplay act-out. This framing has aspects of expository dialog, but has more entertainment value. Instead of explaining past events, the premise involves the characters acting out the events in

real time and discovering the consequences. For an article about Florida proposing to ban gender studies in schools, one character is a parent trying to enroll their child in a school and considering a gender studies major, and the other character is the state of Florida explaining that might not be possible because he is trying to ban that major, among other activities that are being banned. Whereas expository dialogs tend towards dumping information, roleplays take a little liberty with the story. They can make up non-existing characters like the State of Florida (portrayed by a guy in a straw hat on a beach), and show other characters trying to take actions (like enrolling a child in school) and experiencing the consequences, as well as getting an explanation. In the humor literature, one of the cardinal rules is not just to say what happened, but to act out the events because it showcases the emotions and perspectives of the characters which is what makes the story relatable to audiences [4, 17].

3. Comedic analogy. This framing primarily focuses on comedy, and the final product strays further from the original story. The premise for a comedic analogy news reel is an activity that is analogous to the real event. For an article about two airlines merging, the premise could be a couple getting married, with the wedding guests sharing stories of “how they met”/“why they are merging” and “what their lives will be like now”/“the consequences of the merge on customers”. Analogy is also a classic technique in comedy and drama but it is challenging because it requires finding a vehicle that is appropriate to the tone and information of the story [10, 36].

There are many other possible framings, and there are even ways to blend or combine framings into new framings. But these three framings encompass major trends in reels and news reels, and have different trade-offs in the infotainment space. In the Limitations section we discuss additional framings to explore, including ones that use trending songs and visual gags.

3.2.2 Developing scripts. Generative AI opens up the possibility of generating novel text based on simple instructions and examples. There is obvious potential to generate scripts and screenplays, and this has been explored before, however, the technology is far from achieving perfect outputs [30]. There are additional challenges in producing reels-style scripts. When GPT-3.5 and GPT-4 are asked to produce a script, they seem to create a Hollywood-style script that does not fit the reels style. It often has a title, multiple characters, complex stage directions, and most notably, a happy ending. Very few news stories have a true “ending” for their characters, and seldom is it a happy Hollywood-style one. This is probably because GPT had access to Hollywood-style scripts, but not reels scripts, to train on. To overcome this, we have to write specific directions for LLMs to adapt.

First, there are parameters that are typical of reels style scripts, differing from Hollywood-style scripts:

- **the overall length** of the dialog is typically 10-12 lines long.
- **each line of dialog** is short - less than 20 words. The characters take turns to speak in short clips. There are no long monologues which is more typical of info-dumps in long-form videos such as film.
- **the tone of the dialog** is colloquial and engaging.

- **the ending** should contain a punchline - a joke, concluding thought or takeaway rather than a happy ending.

Second, there are parameters specific to the news article that need to be included in the script:

- **characters** should be taken from the article, or derived from it.
- **the setting** must be relevant to the article.
- **the premise** must conform to the narrative framing selected by the user.
- **the content** must incorporate key facts or takeaways from the news article. Since reels are so short, they don’t contain all the facts; they focus on conveying four or fewer salient pieces of information.

These guidelines are all part of the instructions put into the GPT prompt, as well as the full text of the article. GPT is usually able to follow these instructions well. After 5-10 re-generations, it can often produce a script good enough for the user to edit to their satisfaction.

Whereas the ability to regenerate is useful and powerful, it places a burden on the user to evaluate multiple scripts. Even though scripts are short, they take time to evaluate. The key things to evaluate are 1) is the story coherent and 2) are the key pieces of information present and 3) are the key pieces of information said in a style consistent with reels.

To assist readers in this evaluation, we highlight the lines of dialog that correspond to each key point. This helps guide the users’ attention to know where to specifically check for the correctness of the fact. It also makes it obvious when information was not included, or when too much information was delivered in one line. This visual information design, albeit subtle, makes a big difference on experience and lowers the cognitive load of evaluating the LLM outputs.

3.2.3 Developing storyboards. Scripts are an essential starting point of a video, but storyboards are also necessary to help think through the visual aspects of the story. For news reels, there are several challenges: If one actor is playing two characters, how will the viewers tell them apart? What clothing, makeup, props, stance, background, and other visual cues can help distinguish the characters? Do the visual aspects of the story hit the right beats? Since each line of dialog is a cut, are the cuts (and lines of dialog) of appropriate length - not too long, not too short? These are issues that are difficult to assess in the script alone but can be easily evaluated in a storyboard.

Text-to-image generative models are powerful tools for creating novel imagery, but we faced several challenges in applying them to storyboards. Consistency is a huge challenge. It is nearly impossible to generate the same character in different poses across different frames through prompting alone. Being very specific about their clothing, hair, and appearance helps. Although specifying appearance is also limited: if the clothing is described in detail, it will often produce an image with the face cut off. It also struggles to portray multiple specific characters in one screen. The model seems biased towards complex scenes, which are inappropriate for storyboarding. Specifying simpler styles helps avoid this. But the model is decent at depicting poses, hand gestures, and facial expressions. Luckily,

TikTok storyboard tiles are fairly simple - they rarely require multiple people in one shot, and do not need to be 100% consistent to be useful for the final video recording. It took many rounds of prompt engineering to come to a good compromise.

4 REELFRAMER SYSTEM

ReelFramer is an interactive system consisting of three stages to support users in creating news reels for a news article: 1) framing and scriptwriting, 2) character board, and 3) storyboard. In Stage 1, based on the news article entered by users, the system extracts important news information, then generates script elements based on user’s selected narrative framing, and finally generates a draft script. Once the script is finalized, in Stage 2, the automated algorithm generates suggestions for descriptions of characters, prop list, backgrounds, and images. Finally, in Stage 3, the system generates a suggested storyboard for shot descriptions and images for each dialog turn. At each step, users can keep, adjust, or regenerate the outputs of the system.

4.1 Stage 1: Framing and Scriptwriting

The goal of Stage 1 (see Figure 2) is to support users in getting a script they are satisfied with. After users enter a news article, this stage consists of three main steps: 1) extracting news information, 2) generating and editing script elements, and 3) generating and editing scripts. In step 1, the system extracts information from the news, including the setting, stakeholders with main activities, plot, and information points. In step 2, the system provides three narrative framings: expository dialogue, roleplay act-out, and comedic analogy. Then, based on the chosen narrative framing, the system populates the news reel story with script elements: characters, premise, setting, and information points to be covered. In step 3, the system generates draft scripts by combining all the results from the previous stages. The system also highlights the most matching script lines for each information point from step 2. During the process of exploring different scripts, users can star their favorite ones, save the edits, and view the exploration history at any time.

4.1.1 Extracting news information. Given a news article such as “Don’t lose your credit card. A new one could take months.”³, the first step of scriptwriting is to extract important elements of this news story. These elements, including setting, characters, plot, and key information points, are the basis for brainstorming the script’s storyline. We prompt GPT-4 to extract these elements. With the article attached to the beginning of each prompt, we ask GPT-4 “Where did this news event take place?” to obtain the *news setting*, such as “United States”, and “List names of the five main stakeholders in this news event and what they mainly did.” to get the *news characters* and their main activities, such as “credit union” who “experienced the full impact of the global semiconductor shortage and long wait times to issue credit cards.” We display the results of the news setting and characters in the interface.

For other news elements, we continue to ask GPT-4 “What happened in the news event?” to obtain a *news plot summary* such as “The global chip shortage is causing major delays in the delivery of credit and debit cards, leading to wait times of up to six weeks or

more for consumers seeking new cards.”; “What are the three most important things in this news story?” to get the *news information points*, for example, one information point is “Competition from other industries has kicked the credit card sector to the bottom of the priority pile”; and “What are the four main plot points of the news story” to get the *news plot elements*, for example, one plot element is “Long wait times have become common, particularly for credit union members, due to high demand for EMV chip cards and lead times for chips averaging 20-25 weeks.” We asked for four major plot points because stories usually follow a narrative of exposition, rising action, climax, falling action, and resolution [8]. However, headline stories usually do not have a fixed resolution because the events are still in progress. The extracted data of the plot, key information points and plot elements are to be used by ReelFramer in the next phase of suggesting script elements.

4.1.2 Generating and editing script elements with different framings.

ReelFramer provides three narrative framings for users to explore - expository dialog, roleplay act-out, and comedic analogy. According to our co-design with journalism experts, each of these framings requires unique strategies for constructing script elements, including script characters, premise, setting, and information points. Thus, given a chosen narrative framing, ReelFramer uses GPT-4 to suggest specific script elements, and the user can revise the suggestions or enter their own.

For the expository dialog framing, the characters consist of an expert and a naive newcomer, and the *script premise* is always “a person (expert) explaining the information to another (naive newcomer)”. To generate suggestions for *script characters*, we ask GPT-4 “*article* + The main characters of the news event are *news characters*, which two are expert and naive newcomer?” From the *news characters* we get from step 1, GPT-4 picks a pair of characters such as “Patrick Penfield (expert) and Ed Delaney (naive newcomer)”. Also, we get *script setting* by asking GPT-4, “*article* + To make a short video of this news event on social media, where might the location be?”, GPT-4 answers with a location such as “credit union office”, which is more descriptive compared to *news setting*. For *script information points*, ReelFramer directly uses the *news information points* from step 1.

For the roleplay act-out framing, the characters are often composed of the most dominant stakeholders, and the *script premise* is “Key stakeholders acting out what happens - *news plot summary*”. To suggest the *script characters*, we ask GPT-4 “The main characters of the news event are *news characters*, based on what happened - *news plot summary*, which two are the most dominant characters in the news event?” From *news characters* we get from step 1, GPT-4 picks a pair of characters such as “credit union and consumers”. And the roleplay act-out framing uses the same way as the expository dialog to populate *script setting* and *script information points*.

For the comedic analogy framing, characters are composed of the most important stakeholders as well. Thus we use the same strategy as that of roleplay act-out to get *script characters*. As the framing name indicates, the *script premise* here refers to the comedic analogy. To get the script premises for the picked characters, we ask GPT-4 “*article* + List three unique comedic analogies for the situation in the following story: *news plot summary*. Incorporate the following characters only: *script characters*.” GPT-4 responds

³<https://www.washingtonpost.com/business/2023/02/14/credit-card-delays/>

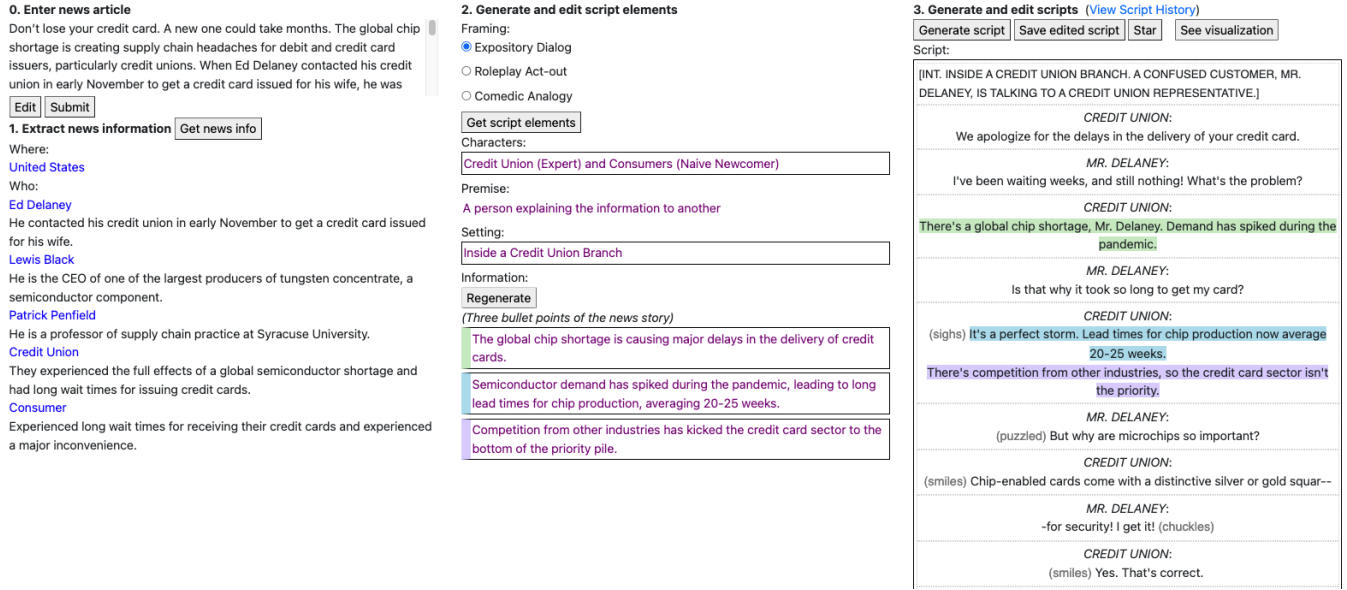


Figure 2: Screenshots of ReelFramer Stage 1: Framing and Scriptwriting. 1) extracting news information, 2) generating and editing script elements, and 3) generating and editing scripts.

with a list of the premises such as “The credit union is like the pastry chef, and consumers are hungry customers waiting in line for chip-enabled cookies.” As each premise has a unique setting accordingly, to get the *script setting*, we ask GPT-4 “To act out this analogous premise *script premise*, where is the location?” and it responds with a location such as “a busy bakery”. Finally, the *news plot points* from step 1 are used as *script information points* in order to cover the important plots of the news event using the analogous premise and setting.

4.1.3 Generating and editing scripts. With the set of script elements in step 2, the user can proceed to create the *script*. We ask GPT-4 to generate a draft script with the high-level requirement: “*article* + Write a script for a comedy skit about *script premise*. Cover the following information: *script information points*. The characters should be exactly *script characters*. It should be set in *script setting*.” Based on the analysis of existing successful news reels, we also attached low-level requirements to each prompt - “It should be entertaining. The dialogue should be colloquial and engaging. The dialogue should be 10 to 12 lines long. Each line of dialogue should be short - less than 20 words. End it with a punchline.” The interface allows users to edit directly on the generated draft.

To connect the script lines with the *script information points* obtained in step 2, we use a semantic similarity matching technique based on an asymmetric sentence transformer [47]. We select the script dialogue turn with the highest matching degree and highlight it with the corresponding color of the information point. Also, to guide users to explore between different generations, ReelFramer provides features that allow users to star their favorite scripts, save their edits, and view the script history.

4.2 Stage 2: Character Board

At the end of Stage 1, with the help of ReelFramer, users create a *script* that they are satisfied with. The goal of Stage 2 (see Figure 3) is to help users create the important script visuals - characters and backgrounds. To achieve this, based on the script, the system uses GPT-4 to generate character descriptions and props, as well as background descriptions. (In TikTok roleplaying videos, a character usually consistently uses a unique background image.) DALL-E 2 then takes these descriptions as input and generates images of the characters and backgrounds. Users can freely edit the suggestions of character/background descriptions and prop lists and can regenerate images.

4.2.1 Generating character/background descriptions and props. To instantiate the roleplay characters, we ask GPT-4 to suggest the *character descriptions* by prompting “You are a costume designer for a film. Considering this premise *script premise* and this screenplay *script*. Describe a single person who could represent each of the characters or groups and map them to one of the characters in this list *script characters* in a numbered list, [character] is a [man/woman/person] who wears [item].” For example, the credit union representative can be “a woman in her mid-thirties who wears a navy blue skirt suit and looks professional”. Based on this, GPT-4 is then prompted to suggest a list of *character props* to play the character: “Considering these characters *character descriptions*. Write a list of two clothing items and two household props that an actor could wear to play each character.” For example, to play the role of the credit union representative, users can consider props including “navy blue skirt suit, business briefcase, notebook, and pen”.

Similarly, to instantiate the backgrounds, we first prompt GPT-4 to suggest a *visual setting* with “You are an art director for a film.

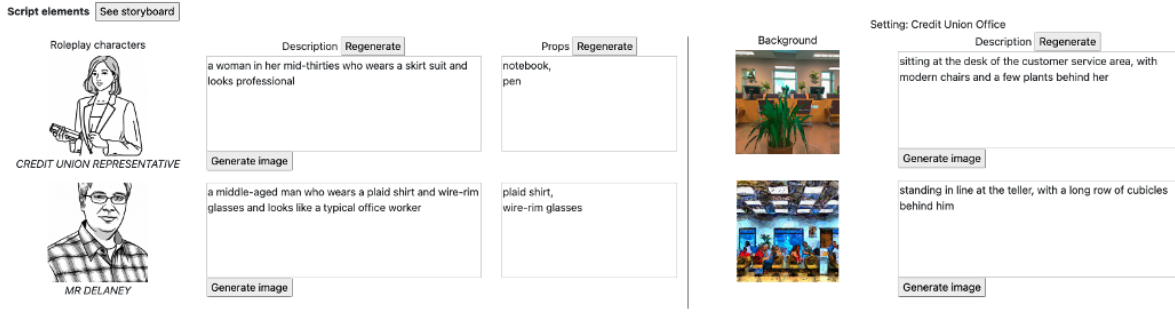


Figure 3: Screenshot of ReelFramer Stage 2 Character Board

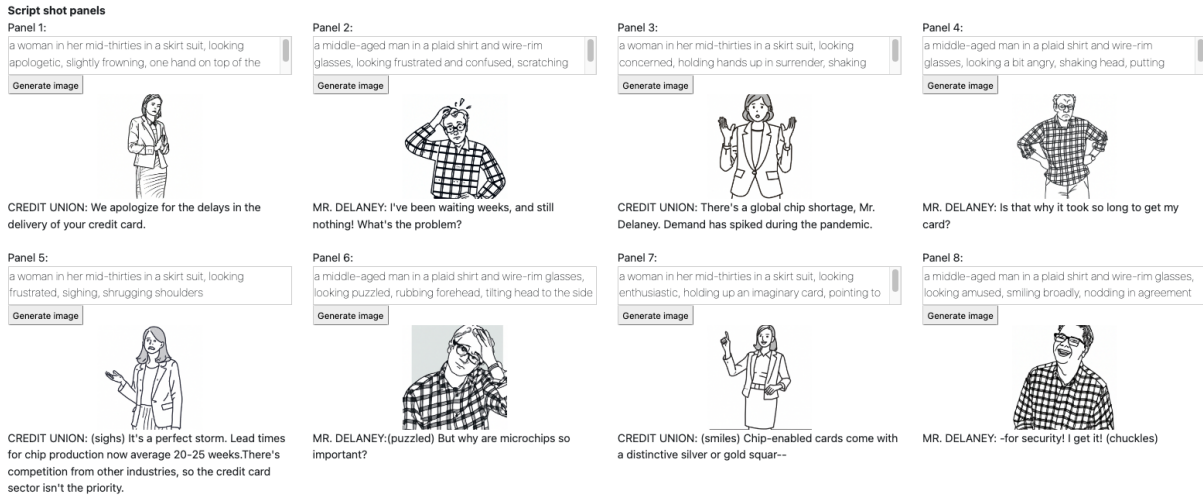


Figure 4: Screenshot of ReelFramer Stage 3 Storyboard

Considering this screenplay *script*, choose a setting.” Then with this suggested setting such as “modern credit union branch”, we ask GPT-4 “Considering this setting *visual setting* and this premise *script premise*, for each of the following characters *character descriptions*, list where they would be in this setting, and what the area behind them would look like.” For example, the credit union representative can be “sitting at the desk of the customer service area, with modern chairs and a few plants behind her.”

4.2.2 Generating character/background images. To create the visuals of characters, we ask DALL-E 2 to generate character images by prompting “A waist-up portrait of *character descriptions*, with *character props*, in the style of black-and-white vector line art”. We choose the style of “line art” because it mimics the hand-drawn style that most storyboards have, and we added the “black and white” constraint because we wanted to keep the images simple and thus more easily referenced by users. For background images, we first ask GPT-4 for its suggestion of *image prompt*: “Write a prompt for a generative art program to create an image of this background area based in *visual setting: background description*”. Then we prompt DALL-E 2 to generate the background images: “*image prompt*, in the style of a digital painting background”.

4.3 Stage 3: Storyboard

At the end of Stage 2, users have a script and character board. However, it is still unclear how to act out the script lines, i.e., what expressions, gestures, and actions should be used in each shot and what the shot might look like. Typically, one shot of a news reel contains the content of one dialogue turn, hence in Stage 3 (see Figure 4), the system first splits the script into dialogue turns and maps the character to the according *character descriptions* from Stage 2. For example, to compose a shot description of the first dialog turn: “Credit Union: We apologize for the delays in the delivery of your credit card”, the system first maps “Credit Union” to the *character description* of “credit union representative”. The system then uses GPT-4 to suggest expressions, gestures, and actions for each turn by prompting “To act out this script line, give one key phrase for expression, gesture, and action.” Based on the suggested *expression*, *gesture* and *action*, such as apologetic, slightly frowning, and one hand on top of the other, DALL-E 2 then takes these suggestions to populate the image prompt: “*character descriptions*, looking *expression*, *gesture*, *action*, in the style of black-and-white vector line art” and generate images for each shot.

5 USER STUDY

To understand if and how ReelFramer is useful for creating news reels, we conduct a user study, inviting five journalism students to create two news reels based on news articles using ReelFramer. Ten news reels (see expository dialog example in Figure 5, roleplay act-out example in Figure 1, comedic analogy example in Figure 6) were produced in total for further expert evaluation. During the user study, we specifically evaluate (1) Does ReelFramer help users to effectively explore the design space for script creation? (2) Does ReelFramer give users a good enough rough draft for scripting and storyboarding? and (3) Which steps are insufficient to rely on generative AI alone and require more human intervention?

5.1 Participants

We recruited five graduate students (five female; mean age: 25.4; std: 2.97) - who were enrolled in journalism-related programs at a local university. All participants were active Reels/TikTok users, with four watching Reels/TikTok videos multiple times a day. They were also familiar with news-related Reels/TikTok videos, with all participants having seen at least two, and four having seen more than ten. Three participants were also avid TikTok creators: one participant had created more than ten TikToks, and two others had created over 50. However, only one of these three active TikTok producers had created a news-related TikTok before the study. Each study session was conducted one-on-one for approximately three to four hours, and the participants were compensated 25 dollars per hour for their time.

5.2 Procedure

During the study, each participant's goal was to create two complete news reels about an Associated Press (AP) article with the support of the ReelFramer system. First, the participant was briefed on the characteristics of a news reel and shown several examples via a 10-minute video. Next, the participant was provided with a laptop loaded with the ReelFramer system and was introduced to the system via a "warm-up" task - to create a script about *Article 0*⁴). To complete this "warm up" task, the participant was asked to carefully read the article before using Stage 1 of the system to create a script. After the "warm up", the participant began working on the main objective. Each participant was given the option to use a pre-chosen AP article about a recent news event (*Article 1*⁵, *Article 2*⁶), or choose another AP article they were interested in. Once the participant had carefully read the chosen article, they were asked to use Stage 1 to complete a script. Once the participant produced a script with which they were content, their script history and final script were recorded by a study supervisor. After a five-minute semi-structured interview asking about their Stage 1 experience, the participant was instructed to move on to the visualization tools of Stage 2 and 3. When these stages were complete, the participant's final character board and storyboard were recorded. After the participant had finished using the system, they were asked to

film the news reel in any way they felt most comfortable. Once the video was complete, the participant was asked questions about their experience with ReelFramer in a ten-minute semi-structured interview, including comments on particular features, future suggestions, and the overall creative process. This process was then repeated for a different second article.

5.3 Results

5.3.1 ReelFramer helps users effectively explore the design space for script creation. All participants agreed that ReelFramer's pipeline provided them with a flexible workflow to explore possible storylines and script delivery. Four participants mentioned that viewing and editing the AI outputs at different levels was helpful. P5 noted, *"It was really helpful to list all the key points. Thus, you know who your characters are, what your premise is, and what information you want to emphasize before you go writing the real dialogue."* As for editing, P3 said, *"I like that I can choose between the characters and the facts to include; that's where I am most nit-picky, and the system allows me to edit them directly, which is very convenient."* Participants also liked that they could explore back and forth and make decisions in a non-linear way. For example, P5 pointed out that *"I was going back and forth between the draft scripts of role play act-out and comedic analogy. And it helped me narrow down what specific framing I wanted for this specific article."* Also, seeing the script generations helped P1 decide which premise to choose: *"It's a matter of what you feel promising about versus what you get. So even though I have an idea for a story in my head, the end product and how I write it are what's most important. I like that you can generate a script draft in seconds and see if the promising premise still makes sense."*

In addition, providing multiple options for each element supports participants in exploring diverse possibilities in the design space. Three participants mentioned that seeing generations of framings, premises and scripts with great variability helped them with their divergent thinking a lot. *"The two articles have very different styles, one is information-intensive and the other is more story-driven"*, P4 said, *"I like how the system provides three distinct framings for me to try, so I won't get stuck in one path and could see which fits the most."* P2 commented that it was helpful to have multiple options of comedic analogies simultaneously - *"Specifically in the comedic analogy, I like that it gives you three premises to work with. It's quite impressive that each of the premises is unique and sticks to the news plot well, and I could pick the one that I feel most appropriate to continue with."* By regenerating the scripts, P3 saw new possibilities for delivering the information, *"I clicked regenerate script buttons for five times, each time a different script popped up. It was amazing, definitely saw a bunch of options there - their storylines were similar, but the delivery was different each time."*

5.3.2 ReelFramer provides users with a good enough starting point for scriptwriting. All participants reported that ReelFramer greatly eased their scriptwriting process by turning an article into a usable rough draft in steps of extracting essential information pieces, suggesting meaningful script elements, and finally generating a high-quality script draft. Two participants commented that the information points extracted by ReelFramer were *"very accurate"* (P4) and *"capture the main takeaways I want to cover when reading the*

⁴<https://apnews.com/article/louisiana-wildlife-officials-illegal-pet-nutria-26dd493a2f4d7738dc59de8c4c94d850>

⁵<https://apnews.com/article/banks-federal-reserve-silicon-valley-lending-fa9cea4bf6a24f881337630acf04ecfd>

⁶<https://apnews.com/article/willow-oil-project-alaska-lawsuits-climate-aeb83859ad60f8ff4ef42eb2f6703a23>




Figure 5: An expository dialog news reel created in our user study for an article about The Willow Project.




Figure 6: A comedic analogy news reel created in our user study for an article about The Willow Project. (Facial part is blurred at the request of the participant.)

article” (P1). While P5 said the extracted information points were not perfect, the suggested list still provided them with a reasonable starting point to break down the dense news print. In terms of script element suggestions, three participants said ReelFramer gave meaningful character combinations in the first place. P1 and P4 both mentioned that ReelFramer *“did a good job in picking the actors”* (P1) and *“can find the combination that is the crossfire in the article”* (P4). On the other side, P2 found the character suggestion from the system *“unexpected and funny”* – *“The system suggested the oil company be a naïve newcomer (for expository dialog). That’s pretty funny because usually, we wouldn’t think of the oil company as naïve, but I like it and decide to roll with it.”*

Good scripts are essential for a successful news reel creation. *“The scripting itself is definitely the most tedious and time-consuming part”* as P1 pointed out, *“The system did a pretty good job of suggesting draft scripts, I would say for the most part like 90%.”* The generated scripts were generally good with *“highly realistic dialogues”* (P1), *“sophisticated exchanges and good comebacks”* (P2), *“accurate emotional intonations”* (P4), and *“digestible information explanations”* (P1, P5). However, the generations are not perfect; for example, as P2 revealed, sometimes the generated drafts are not funny as expected – *“To be fair, the software is not specifically designed to make you laugh out loud. The draft is informational, which is sound enough, and it manages to convey at least some humor, which you can take and then like make it more absurd and funny.”* Therefore, editing is important to get a good final script – *“The system makes my life really easy. So if there is someone in the newsroom who is sitting and doing scripts, they can get a draft and they can then make a lot more solid edits.”* (P4).

5.3.3 Human interventions are necessary to make the most of ReelFramer. All participants reported different levels of editing in the process of creating the two scripts. Most of the edits were regarding script characters, information points, and scripts. Three participants mentioned that they edited the script characters, but with different reasons – P2 changed the characters to make sure they align with the comedic premise, P3 replaced the suggested character with an alley character that they feel more people know, P5 added references in the news article as characters to make the undertone of the script match that of the article. P2, P3, P5 all reported that after adjusting the characters, the generated scripts were much more satisfying. In terms of information points, P1 slightly refined one of them to make it easier to digest for the general public – they used familiar concepts like “reduce greenhouse gas emissions” to replace the more technical terms; P5 added figures and statistics to the information points because they believed it was important for the audience to know the scale of an issue. P1 and P5 also commented that the highlight feature was helpful to help them identify script lines containing information that needed to be iterated over.

After reaching a script generation that they were satisfied with, all the participants did edits to the scripts before they went forward to the next stage. Three participants (P1, P2, P3) reported that they adjusted the punchlines as sometimes they were *“a little bit too cringy”* (P1) and *“need a better clarification”* (P3). To explain why they adjusted the humor parts a lot, P2 noted that *“Humor is so relative and subjective. there’s no such thing as like a joke that’s applicable to every single situation. Like jokes are highly situational*

anyway. So you have to be able to incorporate your own thing.” In addition to the humor-related changes, P1 adjusted the representation of information in the script to make sure it will not bring confusion, P2 edited the draft to make the dynamics fully flesh out the main characters, P5 normalized the tone of the scripts to make them more neutral as the original article, P3 and P4 did word-level edits to make the conversation a bit more colloquial.

5.3.4 ReelFramer inspires users in visual design and acting. In addition to scripting, ReelFramer also supported users in visualization pre-planning with character boards and storyboards. For the character boards, all the participants agreed that the character descriptions were accurate and inspiring. For example, P1 commented *“I like how the system gives different personalities to the two banks. For example, a young person in a West Coast style representing Silicon Valley Bank and a person in more traditional clothing representing Signature Bank – I don’t think I would think to do that myself. I also like the images that the board gives.”* However, because the user study was conducted in a university lab, not all the suggested outfits were available. Even if users cannot follow the suggestions exactly, they still took inspirations – *“Although I don’t have the exact same outfits right now, the character board gave me the idea that at least I should be wearing more formal attire.”* (P1). Interestingly, even if P2 liked the character board suggestions, they commented they would not necessarily use them because *“For someone who is into more comedic, ironic, purposefully low-budget type of content like myself, the character board gave me good storytelling ideas but I would think of them as inspiration and try to convey that through my acting – I won’t necessarily wear sophisticated clothes like the coat it suggests.”* All the participants except P2 agreed that the background images were accurate – *“The general content of the images is good, but the texts in the first image are confusing, I don’t really know what they are”*. Most of the participants took the idea of the suggestions to find stock images, and one participant (P1) directly used the image from the system as the virtual background of their news reels.

Storyboards were useful for participants unfamiliar with acting, but not as useful to others. Most participants had acting experience, either having studied drama in school before (P4) or already shot many reels (P2, P3, P5). Experienced participants were able to build mental images of the shot in their head based on the script – *“Once I started reading the script, I was already creating visuals in my head. But I can see the benefits for someone who does not have much experience”* (P3). P5 had similar comments as *“The images are nice, but I think I knew what to do before I saw them. They could be used to make animated videos if someone didn’t want to appear in the video in person.”* P1 was inexperienced in performing and they found storyboard useful as a rough guideline when not sure how to act out the shot – *“I like the mannerisms that it’s added of what each character should be doing in each frame. These are great guidelines and I went back in the middle of my shooting to find inspirations, I think the suggestions capture the mood of the script lines pretty well.”* For example, P1 acted out “rub hands together” for the shot about borrowing money, even experienced as P2, they also found two gesture suggestions creative and adopted them into their acting.

5.3.5 Suggestions for future improvements. During the interview, participants also provided feedback on future improvements of

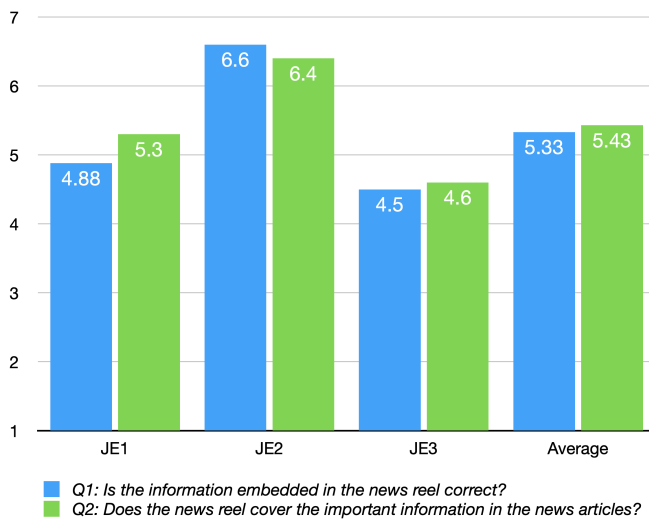


Figure 7: Average ratings provided by journalism experts for the accuracy and comprehensiveness of the news reels.

ReelFramer. P1, P4 and P5 suggest that we incorporate article reading into the system. To refine the information points to be included in the script, P1 and P5 went back and forth between the system and the article several times, “so you don’t have to keep switching between the two screens” (P1). From the perspective of facilitating fact-checking, P4 suggested that we add a side-by-side page of the script and the entire article when the user edits the script. In addition, P2 and P3 suggested that ReelFramer add an editing feature of auto labeling name tags - P2 said “Tagging is tiring. It would be very helpful if you could choose a color code for each character, and then the system automatically tags each character with their names and uses those color codes to edit the video for you.”

6 EXPERT EVALUATION OF NEWS REELS

We invited journalism experts and TikTok power users to evaluate the final news reels that our user study participants created. This evaluation aims to understand whether the final videos are accurate and informative (from journalism experts) and whether they are coherent, entertaining, and fits for TikTok (from TikTok users).

6.1 Journalism Experts’ Perspectives

We hired three journalism experts (1 female, average age 26.7) to evaluate the informative aspect of the final news reels. They had all produced award-winning journalism work and had years of reporting experience. Additionally, they were all avid TikTok users. We asked them first to read the three news articles carefully and then review the TikTok videos our user study participants produced. Lastly, we asked them to evaluate the videos based on two criteria:

- Q1: Is the information embedded in the news reel correct?
- Q2: Does the news reel cover the important information in the news articles?

The experts provided quantitative ratings (See Figure 7) from 1-worst to 7-best and thorough justifications for their ratings.

For Q1, the average score (1-fully incorrect, 7-fully correct) we received from the three journalism experts on the ten videos was 5.33, with a standard deviation of 1.12. This indicates that all the videos performed strongly in terms of correctness. All experts agreed that most of the videos accurately represent information by successfully identifying the characters and their relationships (JE1, JE2, JE3), presenting the numbers (JE1, JE2), and presenting the main argument of the news (JE1, JE2, JE3). However, there were some aspects that were not entirely accurate. This discrepancy in accuracy was mostly attributed to artistic decisions involving the portrayal of the script characters. For example, in V10, the user decided to portray *ConocoPhillips*, an oil company, as a person drilling into the Alaskan North Slope. Due to this detail, JE1 ranked this video a 4/7 on correctness, stating that this “[implied] that ConocoPhillips has already started drilling and operationalizing the oil extractive aspects of the Willow Project when that is not the case.” As the experts pointed out, lower-rated videos also stemmed from representing a group of characters as a single character, portraying a well-informed stakeholder as naive, and incorporating unrelated information or events into the script.

For Q2, the average score (1-not informative, 7-most informative) we received from the three journalism experts on the 10 videos was 5.43, with a standard deviation of 0.91. This indicates that the videos were reasonably informative. The experts agreed that the final videos hit almost all the important information points of the news by capturing different viewpoints of the debate (JE3), presenting all the major players and their roles in the news (JE1, JE2), and bringing up related historical contents (JE2). However, these videos usually lack a bigger picture of the events. Experts shared that some videos only provide a superficial discussion of the event itself without presenting the underlying need as well as the larger implications of the event. Thus, JE3 rated the V7, a comedic analogy video discussing the conflicts of the Willow Project in the context of health and fitness training, with a 3/7. They expressed concerns that a general audience without prior knowledge about the Willow Project might not get the joke.

6.2 TikTok Power Users’ Perspectives

We hired three TikTok power users (1 female, average age 21.3) to evaluate the entertainment value of the ten final videos. They were within the target audience of media platforms like TikTok and engaged with the site every day. Also, they were familiar with how these platforms deliver news content specifically. For the evaluation, to emulate the experience of discovering a news-TikTok on a feed, we directly showed them the ten TikTok videos our user study participants produced without asking them to read the original news article. The three questions they evaluated the videos on were:

- Q1: Is the news reel coherent? Can you understand what happens?
- Q2: Is the news reel fun and entertaining to watch?
- Q3: Is the news reel in TikTok style?

The TikTok power users provided a quantitative rating from 1-worst to 7-best and a justification for each question. See Figure 8.

For Q1, the average score (1-fully incoherent, 7-fully coherent) we received from the three TikTok power users on the ten videos

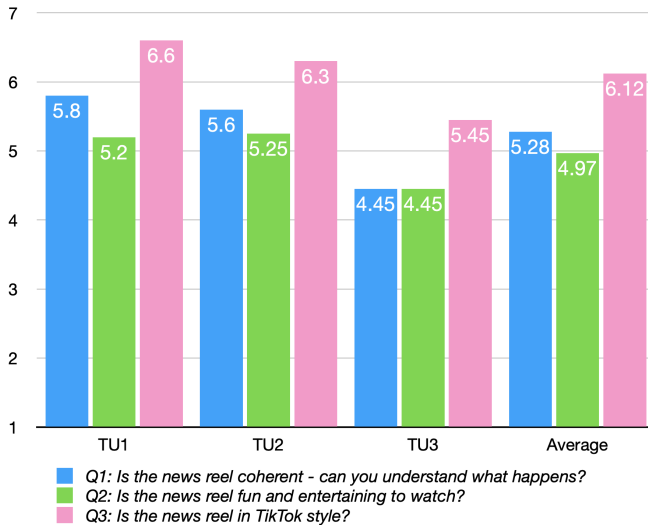


Figure 8: Average ratings provided by TikTok power uses for the entertainment and style aspect of the news reels.

was 5.28, with a standard deviation of 0.59. This rating showed that most videos are quite coherent and clear for the TikTok audiences to easily follow. PU1 and PU3 shared that they could quickly identify the relationship between the characters and understand their standpoints with the aid of different body movements, props, and visual appearances. However, while PU2 shared that the color-coded textual description contributed to the coherence of the video, they also expressed concerns that too many textual and visual elements on one screen can make the content too difficult to absorb, resulting in lower ratings for V3 (3/7) and V8 (4/7).

For Q2, the average score (1-not fun or entertaining, 7-really fun and entertaining) we received from the three TikTok power users on the ten videos was 4.97, with a standard deviation of 0.37. This score showed that these users found many of the videos fairly entertaining to watch. They shared that the clear and dramatic delivery of the videos contributes to the enjoyment and fun, like the tone, voice, acting, language, and final punchline (PU1, PU2). Also, PU2 shared that the funny background images and overlaying GIFs help with the storytelling. Some drawbacks mentioned are the videos are either too fact-heavy and educational by stating lots of numbers (PU1) or too long (PU3). Enjoyment also seemed to be based on the acting skill of the reel creator, with more energetic performances being favored by the power users. PU3 noted that even a mediocre script could be entertaining if the creator has “great charisma.”

For Q3, the average score across all the responses (1-not in TikTok style, 7-fully in TikTok style) we received from the three TikTok power users on the ten videos was 6.12, with a standard deviation of 0.49. All users expressed that most of the videos captured the essence of the videos they see on the TikTok platform, and would fit in seamlessly into their feeds. PU1 shared that the use of effects like text captions and the TikTok green-screen effect underlined key, lo-fi characteristics of TikTok content. PU2 even noted that the videos on the Willow Project were “almost exactly like some videos

I’ve seen on the Willow Project on TikTok”. Overall, the videos produced effectively captured the unique feel of TikTok content, while maintaining high coherence and moderate entertainment value.

7 DISCUSSION

7.1 Generative AI to Explore Framings and Narratives for Emerging Formats

While generative AI is not perfect, it relieves a great deal of burden in actualizing an idea, like turning a premise into a script, and turning a script into a storyboard. It can jumpstart the creative process. ReelFramer uses LLMs to iteratively frame a story and generate scripts to explore the design space. Generative image technology helped realize the scripts and plan the characters, props, and backgrounds needed to shoot videos.

For emerging forms of narrative and storytelling, it was previously hard to build creativity support tools because design patterns were difficult to extract and generate in specific details [1, 2, 6, 29, 39, 51]. But with LLMs, code generation, and audio/image/video synthesis, it is easy to specify and generate decent quality prototypes. There is still design work to be done in discovering the patterns, but the specifications do not have to be nearly as detailed, and the do not have to be painstakingly translated into code. We hope to see many other tools support creators in emerging narrative formats.

7.2 Trust in AI

Although generative AI is useful, there is danger in using it. The output it produces can seductively lures users into accepting as true rather than fact-checking them. This is problematic because the content of the output is often far from perfect despite the language seems fluent on the surface. In an early prototype we built, we found that if users were not skeptical of the output, they could easily accept factually incorrect scripts. Some users even used the system without reading the underlying article carefully because they “trusted the AI”. This finding echoes with the social dynamics analysis of AI writing supports [14]: Users’ trust towards the potential support actors, which are AI tools in this context, plays a crucial role in determining how people perceive the system and its output. The task would be easier if AI was completely trustworthy, but AI has certainly not earned that trust. A big part of journalistic training is to be skeptical and to check sources. Journalists bear a responsibility to the truth, and must constantly earn readers’ trust. In our user studies with journalism graduate students, we saw they were appropriately skeptical of the output, and did read and comprehend the articles fully. But not every user is this careful. Training and experience are necessary to use generative AI-based tools, and part of that training should be skepticism.

7.3 Limitations of Generative AI

Generative AI models are powerful in many ways, but they are still far from perfect. By observing users’ interactions with ReelFramer, we identified several recurring problems that GPT-4 and DALL-E 2 do not handle well, or that require more effort to obtain consistently good results.

First, GPT-4 often generates jokes that seem a little too cringy and mechanical. Humor is difficult to generate because it is highly situational and personal. Not every joke works in every situation. When seeing the GPT-4 generated punchlines, users often have a strong sense that the punchlines come from a machine rather than a human. However, this does not happen in non-punchline parts of the script, where users tend to find the language natural and engaging.

Secondly, although users generally appreciate the suggestions of the comedic analogies from ReelFramer, sometimes the generations go too far and use inappropriate analogies. Although exaggeration is a common comedic strategy and a highly contextualized and ironic sense of humor has been shaped by the Internet over the decades, the use of these analogies in the context of news infotainment can be misleading. Keeping an appropriate tone in the script is tricky and currently still needs human input.

Thirdly, text-to-image models like DALL-E 2 are currently not good at producing a series of coherent images for the storyboard. Even with seemingly simple prompts such as “facing left” or “facing right” (as this is a common visual strategy news reels creators are using to differentiate characters), DALL-E 2 cannot consistently produce images with characters facing the specified direction. It is also beyond the current capability of text-to-image models to specify an exact face and outfit for a character across multiple images.

To summarize, generative AI models are powerful tools but the results they produced are not perfect, and the models make no judgments about the quality of their outputs. Therefore, it is important to build co-creation systems that bring human judgments, norms, and values, as well as interventions when needed. Hence we can get the best combination of human and machine intelligence.

8 LIMITATIONS AND FUTURE WORK

8.1 Expanding Narrative Framings

Currently, the three framings we focus on are content-driven. Many news reels also use trend-driven framings, which are often led by viral songs or audio memes [43]. Reels using these framings are usually short (many are around 10 seconds) and focus on entertainment, such as a dance reaction to Elon Musk’s eventual acquisition of Twitter, or the lip-synched “Blue pill or red pill” to perform Musk’s ultimatum to Twitter employees. Since songs and audio memes are an important part of the short video platforms, incorporating these sound elements and tying them to the news information is a direction we plan to explore in the future.

Visual gags are another important part of many successful reels. The uses of props, filters, and stickers add to the engagement and entertainment of the reels and, when used properly, often help to enhance the overall storytelling. For example, one user study participant used a sticker that looked like a drill while playing the role of the oil company ConocoPhillips Alaska. This enhanced the illustration of the character’s identity without the need for a verbal explanation. Currently we have prop suggestions as part of ReelFramer’s character board; however, we only focused on the physical household props and did not consider the virtual options, which are more easily accessible and potentially more interesting. Also, for now we are only considering props for character roles, but they can

also potentially be used to establish the setting, act out punchlines or to help better explain the information points. Throughout the user study, we observed that sometimes the generated scripts would include suggestions for visual gags, but we have not yet explored them systematically.

8.2 Enhancing Fact-checking Features

Providing accurate and easy-to-understand information is important in journalism. While infotainment can ideally deliver information in a more accessible manner, bringing more fun and attracting a wider audience, integrating entertaining elements into news delivery may pose the risk of inadvertently misreporting the news. It is important that these infotainment being created are evaluated by professional journalists who are trained to have a healthy skepticism before publication.

GPT-4 has improved in accuracy compared to its predecessors [33], but through the observations of our user study sessions, it could still hallucinate. As P3 said in the user study, “Journalists always fact-check”. Since all of our user study participants were graduate students from journalism schools, some of whom had professional experience, they naturally read and evaluated each of the generated results carefully and thoughtfully. Therefore, they could correct the possible misleading parts at an early stage, and they make sure that the final content and delivery of the news reels is accurate and non-misleading. However, if non-trained individuals lacking awareness of fact-checking use the system to create infotainment, there is a risk that the results will be mixed with misinformation. Therefore, in order to harness the power of generative AI in a safer way, future work must strengthen the support for fact-checking such as providing a side-by-side review page of the whole article and script, highlighting and color coding the sources sentences of the article for the script [34]. Also, we need to educate users to be skeptical about AI results.

9 CONCLUSION

This paper presents ReelFramer, a co-creation system that supports journalists in creating news reels based on a news print. The system consists of three stages to streamline the ideating and prototyping process of news reel creation: framing and scriptwriting, character board, and storyboard. Our user study shows that ReelFramer helps users effectively explore the design space and provide them with a good starting point, which greatly eases the cognitive demand of turning an article into a news reel. We discuss how multi-modal generative AI can support tasks with varying degrees of complexity and creativity in the content creation process.

REFERENCES

- [1] Maneesh Agrawala, Wilnot Li, and Floraine Berthouzoz. 2011. Design Principles for Visual Communication. *Commun. ACM* 54, 4 (April 2011), 60–69. <https://doi.org/10.1145/1924421.1924439>
- [2] Maneesh Agrawala and Chris Stolte. 2001. Rendering Effective Route Maps: Improving Usability Through Generalization. In *Proceedings of the 28th Annual Conference on Computer Graphics and Interactive Techniques (SIGGRAPH '01)*. ACM, New York, NY, USA, 241–249. <https://doi.org/10.1145/383259.383286>
- [3] Tom Brown, Benjamin Mann, Nick Ryder, Melanie Subbiah, Jared D Kaplan, Prafulla Dhariwal, Arvind Neelakantan, Pranav Shyam, Girish Sastry, Amanda Askell, Sandhini Agarwal, Ariel Herbert-Voss, Gretchen Krueger, Tom Henighan, Rewon Child, Aditya Ramesh, Daniel Ziegler, Jeffrey Wu, Clemens Winter, Chris Hesse, Mark Chen, Eric Sigler, Mateusz Litwin, Scott Gray, Benjamin Chess, Jack Clark, Christopher Berner, Sam McCandlish, Alec Radford, Ilya Sutskever, and Dario

- Amorei. 2020. Language Models are Few-Shot Learners. In *Advances in Neural Information Processing Systems*, H. Larochelle, M. Ranzato, R. Hadsell, M.F. Balcan, and H. Lin (Eds.), Vol. 33. Curran Associates, Inc., 1877–1901. <https://proceedings.neurips.cc/paper/2020/file/1457c0d6bfc4967418bfb8ac142f64a-Paper.pdf>
- [4] Judy Carter. 2001. *The Comedy Bible: From Stand-up to Sitcom—The Comedy Writer's Ultimate "How To" Guide*. Touchstone, New York, New York, USA. 368 pages.
- [5] Shizhe Chen, Bei Liu, Jianlong Fu, Ruihua Song, Qin Jin, Pingping Lin, Xiaoyu Qi, Chunting Wang, and Jin Zhou. 2019. Neural Storyboard Artist: Visualizing Stories with Coherent Image Sequences. In *Proceedings of the 27th ACM International Conference on Multimedia (Nice, France) (MM '19)*. Association for Computing Machinery, New York, NY, USA, 2236–2244. <https://doi.org/10.1145/3343031.3350571>
- [6] Lydia B. Chilton, Savvas Petridis, and Maneesh Agrawala. 2019. VisiBlends: A Flexible Workflow for Visual Blends. In *Proceedings of the 2019 CHI Conference on Human Factors in Computing Systems* (Glasgow, Scotland Uk) (CHI '19). Association for Computing Machinery, New York, NY, USA, 1–14. <https://doi.org/10.1145/3290605.3300402>
- [7] John Joon Young Chung, Woosok Kim, Kang Min Yoo, Hwaran Lee, Eytan Adar, and Minsuk Chang. 2022. TaleBrush: Sketching Stories with Generative Pretrained Language Models. In *Proceedings of the 2022 CHI Conference on Human Factors in Computing Systems* (New Orleans, LA, USA) (CHI '22). Association for Computing Machinery, New York, NY, USA, Article 209, 19 pages. <https://doi.org/10.1145/3491102.3501819>
- [8] Neil Cohn. 2013. Visual narrative structure. *Cognitive science* 37, 3 (2013), 413–452.
- [9] Lloyd S Davis, Bienvenido León, Michael J Bourk, Lei Zhu, and Wiebke Finkler. 2022. Infotainment May Increase Engagement with Science but It Can Decrease Perceptions of Seriousness. *Sustainability* 14, 17 (2022), 10659.
- [10] Greg Dean. 2000. *Step by Step to Stand-Up Comedy*. Heinemann Drama, Portsmouth, New Hampshire. 208 pages.
- [11] Nicholas Diakopoulos. 2023. Generative AI in the Newsroom. <https://generative-ai-newsroom.com/>.
- [12] Angel Fiallos, Carlos Fiallos, and Stalin Figueroa. 2021. Tiktok and education: Discovering knowledge through learning videos. In *2021 Eighth International Conference on EDemocracy & EGovernment (ICEDEG)*. IEEE, 172–176.
- [13] Katy Ilonka Gero, Vivian Liu, and Lydia Chilton. 2022. Sparks: Inspiration for Science Writing Using Language Models. In *Designing Interactive Systems Conference (Virtual Event, Australia) (DIS '22)*. Association for Computing Machinery, New York, NY, USA, 1002–1019. <https://doi.org/10.1145/3532106.3533533>
- [14] Katy Ilonka Gero, Tao Long, and Lydia Chilton. 2023. Social Dynamics of AI Support in Creative Writing. In *Proceedings of the 2023 CHI Conference on Human Factors in Computing Systems* (Hamburg, Germany) (CHI '23). Association for Computing Machinery, New York, NY, USA. <https://doi.org/10.1145/3544548.3580782>
- [15] Clare Hayes, Katherine Stott, Katie J Lamb, and Glenn A Hurst. 2020. “Making every second count”: Utilizing TikTok and systems thinking to facilitate scientific public engagement and contextualization of chemistry at home.
- [16] Rorik Henrikson, Bruno De Araujo, Fanny Chevalier, Karan Singh, and Ravin Balakrishnan. 2016. Storeboard: Sketching Stereoscopic Storyboards. In *Proceedings of the 2016 CHI Conference on Human Factors in Computing Systems* (San Jose, California, USA) (CHI '16). Association for Computing Machinery, New York, NY, USA, 4587–4598. <https://doi.org/10.1145/2858036.2858079>
- [17] Sally Holloway. 2010. *The Serious Guide to Joke Writing: How To Say Something Funny About Anything*. Bookshaker, Great Yarmouth, UK. 207 pages.
- [18] David Holz. 2022. Midjourney. <https://midjourney.com/>
- [19] Automated Insights. 2016. The Associated Press Leaps Forward. <http://go.automatedinsights.com/the-associated-press-leaps-forward.html>.
- [20] Ellen Jiang, Kristen Olson, Edwin Toh, Alejandra Molina, Aaron Donsbach, Michael Terry, and Carrie J Cai. 2022. PromptMaker: Prompt-Based Prototyping with Large Language Models. In *Extended Abstracts of the 2022 CHI Conference on Human Factors in Computing Systems* (New Orleans, LA, USA) (CHI EA '22). Association for Computing Machinery, New York, NY, USA, Article 35, 8 pages. <https://doi.org/10.1145/3491101.3503564>
- [21] Joy Kim, Mira Dontcheva, Wilnot Li, Michael S. Bernstein, and Daniela Stein-sapir. 2015. Motif: Supporting Novice Creativity Through Expert Patterns. In *Proceedings of the 33rd Annual ACM Conference on Human Factors in Computing Systems* (Seoul, Republic of Korea) (CHI '15). ACM, New York, NY, USA, 1211–1220. <https://doi.org/10.1145/2702123.2702507>
- [22] Joy Kim, Sarah Sterman, Allegra Argent Beal Cohen, and Michael S. Bernstein. 2017. Mechanical Novel: Crowdsourcing Complex Work through Reflection and Revision. In *Proceedings of the 2017 ACM Conference on Computer Supported Cooperative Work and Social Computing* (Portland, Oregon, USA) (CSCW '17). Association for Computing Machinery, New York, NY, USA, 233–245. <https://doi.org/10.1145/2998181.2998196>
- [23] Boyang Li, Stephen Lee-Urban, George Johnston, and Mark O. Riedl. 2013. Story Generation with Crowdsourced Plot Graphs. In *Proceedings of the Twenty-Seventh AAAI Conference on Artificial Intelligence* (Bellevue, Washington) (AAAI'13). AAAI Press, 598–604.
- [24] Hang Li. 2022. Language Models: Past, Present, and Future. *Commun. ACM* 65, 7 (jun 2022), 56–63. <https://doi.org/10.1145/3490443>
- [25] Vivian Liu and Lydia B Chilton. 2022. Design Guidelines for Prompt Engineering Text-to-Image Generative Models. In *Proceedings of the 2022 CHI Conference on Human Factors in Computing Systems* (New Orleans, LA, USA) (CHI '22). Association for Computing Machinery, New York, NY, USA, Article 384, 23 pages. <https://doi.org/10.1145/3491102.3501825>
- [26] Vivian Liu, Han Qiao, and Lydia Chilton. 2022. Opal: Multimodal Image Generation for News Illustration. In *Proceedings of the 35th Annual ACM Symposium on User Interface Software and Technology* (Bend, OR, USA) (UIST '22). Association for Computing Machinery, New York, NY, USA, Article 73, 17 pages. <https://doi.org/10.1145/3526113.3545621>
- [27] Ryan Louie, Andy Coenen, Cheng Zhi Huang, Michael Terry, and Carrie J. Cai. 2020. *Novice-AI Music Co-Creation via AI-Steering Tools for Deep Generative Models*. Association for Computing Machinery, New York, NY, USA, 1–13. <https://doi.org/10.1145/3313831.3376739>
- [28] Adyasha Maharana, Darryl Hannan, and Mohit Bansal. 2022. Storydall-e: Adapting pretrained text-to-image transformers for story continuation. In *Computer Vision—ECCV 2022: 17th European Conference, Tel Aviv, Israel, October 23–27, 2022, Proceedings, Part XXXVII*. Springer, 70–87.
- [29] Paul Merrell, Eric Schkufza, Zeyang Li, Maneesh Agrawala, and Vladlen Koltun. 2011. Interactive Furniture Layout Using Interior Design Guidelines. In *ACM SIGGRAPH 2011 Papers* (Vancouver, British Columbia, Canada) (SIGGRAPH '11). ACM, New York, NY, USA, Article 87, 10 pages. <https://doi.org/10.1145/1964921.1964982>
- [30] Piotr Mirowski, Kory W. Mathewson, Jaylen Pittman, and Richard Evans. 2022. Co-Writing Screenplays and Theatre Scripts with Language Models: An Evaluation by Industry Professionals. [arXiv:2209.14958](https://arxiv.org/abs/2209.14958) [cs.HC]
- [31] Nic Newman. 2022. How publishers are learning to create and distribute news on TikTok. (2022).
- [32] Nic Newman, Richard Fletcher, Robertson Craig T, Kirsten Eddy, and Rasmus Kleis Nielsen. 2022. Digital News Report 2022. <https://reutersinstitute.politics.ox.ac.uk/digital-news-report/2022> Last accessed 30 Mar 2023.
- [33] OpenAI. 2023. GPT-4 Technical Report. [arXiv:2303.08774](https://arxiv.org/abs/2303.08774) [cs.CL]
- [34] Savvas Petridis, Nicholas Diakopoulos, Kevin Crowston, Mark Hansen, Stan Jastrzebski, Keren Henderson, Jeffrey V. Nickerson, and Lydia B. Chilton. 2023. AngleKindling: Supporting Journalistic Angle Ideation with Large Language Models. In *Proceedings of the 2023 CHI Conference on Human Factors in Computing Systems*.
- [35] Aditya Ramesh, Prafulla Dhariwal, Alex Nichol, Casey Chu, and Mark Chen. 2022. Hierarchical text-conditional image generation with clip latents. [arXiv preprint arXiv:2204.06125](https://arxiv.org/abs/2204.06125) (2022).
- [36] Victor Raskin. 2009. *The Primer of Humor Research*. De Gruyter, Berlin, Germany. 673 pages.
- [37] Mark O. Riedl and R. Michael Young. 2010. Narrative Planning: Balancing Plot and Character. *J. Artif. Int. Res.* 39, 1 (sep 2010), 217–268.
- [38] Robin Rombach, Andreas Blattmann, Dominik Lorenz, Patrick Esser, and Björn Ommer. 2021. High-Resolution Image Synthesis with Latent Diffusion Models. [arXiv:2112.10752](https://arxiv.org/abs/2112.10752) [cs.CV]
- [39] Allison Sauppé and Bilge Mutlu. 2014. Design Patterns for Exploring and Prototyping Human-robot Interactions. In *Proceedings of the SIGCHI Conference on Human Factors in Computing Systems* (Toronto, Ontario, Canada) (CHI '14). ACM, New York, NY, USA, 1439–1448. <https://doi.org/10.1145/2556288.2557057>
- [40] Reijo Savolainen. 2022. Infotainment as a hybrid of information and entertainment: a conceptual analysis. *Journal of documentation* 78, 4 (2022), 953–970.
- [41] R.C. Schank and R.P. Abelson. 1977. *Scripts, Plans, Goals, and Understanding: An Inquiry Into Human Knowledge Structures*. L. Erlbaum Associates. <https://books.google.com/books?id=YZ99AAAAAAAJ>
- [42] Hanieh Shakeri, Carman Neustaedter, and Steve DiPaola. 2021. SAGA: Collaborative Storytelling with GPT-3. In *Companion Publication of the 2021 Conference on Computer Supported Cooperative Work and Social Computing* (Virtual Event, USA) (CSCW '21). Association for Computing Machinery, New York, NY, USA, 163–166. <https://doi.org/10.1145/3462204.3481771>
- [43] Charlotte Shane. 2022. TikTok Audio Memes Are Everywhere. How Do They Work? <https://www.nytimes.com/interactive/2022/08/17/magazine/tiktok-sounds-memes.html> Last accessed 30 Mar 2023.
- [44] Yang Shi, Nan Cao, Xiaojuan Ma, Siji Chen, and Pei Liu. 2020. EmoG: Supporting the Sketching of Emotional Expressions for Storyboarding. In *Proceedings of the 2020 CHI Conference on Human Factors in Computing Systems* (Honolulu, HI, USA) (CHI '20). Association for Computing Machinery, New York, NY, USA, 1–12. <https://doi.org/10.1145/3313831.3376520>
- [45] Sangho Suh, Jian Zhao, and Edith Law. 2022. CodeToon: Story Ideation, Auto Comic Generation, and Structure Mapping for Code-Driven Storytelling. In *Proceedings of the 35th Annual ACM Symposium on User Interface Software and Technology* (Bend, OR, USA) (UIST '22). Association for Computing Machinery, New York, NY, USA, Article 13, 16 pages. <https://doi.org/10.1145/3526113.3545617>

- [46] Jane Thier. 2022. How a 28-year-old is transforming the ‘male, pale, and stale’ personal finance industry to become everyone’s ‘Rich BFF’. <https://fortune.com/2022/11/27/how-vivian-tu-rich-bff-tiktok-became-successful-personal-finance/> Last accessed 30 Mar 2023.
- [47] Wenhui Wang, Furu Wei, Li Dong, Hangbo Bao, Nan Yang, and Ming Zhou. 2020. Minilm: Deep self-attention distillation for task-agnostic compression of pre-trained transformers. *Advances in Neural Information Processing Systems* 33 (2020), 5776–5788.
- [48] Tongshuang Wu, Ellen Jiang, Aaron Donsbach, Jeff Gray, Alejandra Molina, Michael Terry, and Carrie J Cai. 2022. PromptChainer: Chaining Large Language Model Prompts through Visual Programming. In *Extended Abstracts of the 2022 CHI Conference on Human Factors in Computing Systems* (New Orleans, LA, USA) (CHI EA ’22). Association for Computing Machinery, New York, NY, USA, Article 359, 10 pages. <https://doi.org/10.1145/3491101.3519729>
- [49] Tongshuang Wu, Michael Terry, and Carrie Jun Cai. 2022. AI Chains: Transparent and Controllable Human-AI Interaction by Chaining Large Language Model Prompts. In *Proceedings of the 2022 CHI Conference on Human Factors in Computing Systems* (New Orleans, LA, USA) (CHI ’22). Association for Computing Machinery, New York, NY, USA, Article 385, 22 pages. <https://doi.org/10.1145/3491102.3517582>
- [50] Ann Yuan, Andy Coenen, Emily Reif, and Daphne Ippolito. 2022. Wordcraft: Story Writing With Large Language Models. In *27th International Conference on Intelligent User Interfaces* (Helsinki, Finland) (IUI ’22). Association for Computing Machinery, New York, NY, USA, 841–852. <https://doi.org/10.1145/3490099.3511105>
- [51] Nanxuan Zhao, Nam Wook Kim, Laura Mariah Herman, Hanspeter Pfister, Rynson W.H. Lau, Jose Echevarria, and Zoya Bylinskii. 2020. ICONATE: Automatic Compound Icon Generation and Ideation. In *Proceedings of the 2020 CHI Conference on Human Factors in Computing Systems* (Honolulu, HI, USA) (CHI ’20). Association for Computing Machinery, New York, NY, USA, 1–13. <https://doi.org/10.1145/3313831.3376618>