

# Computational Performance Aware Benchmarking of Unsupervised Concept Drift Detection

Elias Werner<sup>1,2</sup>[0000-0003-2549-7626], Nishant Kumar<sup>3</sup>[0000-0001-6684-2890],  
Sunna Torge<sup>1,2</sup>[0000-0001-9756-6390], Matthias Lieber<sup>1,2</sup>[0000-0003-3137-0648],  
Arunima Raj<sup>1,2</sup>, Stefan Gumhold<sup>3</sup>[0000-0003-2467-5734], and  
Wolfgang E. Nagel<sup>1,2</sup>

<sup>1</sup> Center for Interdisciplinary Digital Sciences (CIDS), TU Dresden, Germany

<sup>2</sup> Center for Scalable Data Analytics and Artificial Intelligence (ScaDS.AI)  
Dresden/Leipzig, Germany

<sup>3</sup> Chair for Computer Graphics and Visualization, TU Dresden, Germany  
Corresponding author: [elias.werner@tu-dresden.de](mailto:elias.werner@tu-dresden.de)

**Abstract.** For many AI systems, concept drift detection is crucial to ensure the systems reliability. These systems often have to deal with large amounts of data or react in real time. Thus, drift detectors must meet computational requirements or constraints with a comprehensive performance evaluation. However, so far, the focus of developing drift detectors is on detection quality, e.g. accuracy, but not on computational performance, such as running time. We show that the previous work considers computational performance only as a secondary objective and do not have a benchmark for such evaluation. Hence, we propose a novel benchmark suite for drift detectors that accounts both detection quality and computational performance to ensure a detector’s applicability in various AI systems. In this work, we focus on unsupervised drift detectors that are not restricted to the availability of labeled data and thus being widely applicable. Our benchmark suite supports configurable synthetic and real world data streams. Moreover, it provides means for simulating a machine learning model’s output to unify the performance evaluation across different drift detectors. This allows a fair and comprehensive comparison of drift detectors proposed in related work. Our benchmark suite is integrated in the existing framework, *Massive Online Analysis (MOA)*. To evaluate our benchmark suite’s capability, we integrate two representative unsupervised drift detectors. Our work enables the scientific community to achieve a baseline for unsupervised drift detectors with respect to both detection quality and computational performance.

**Keywords:** Concept Drift · Unsupervised Drift Detection · Benchmark · Massive Online Analysis · Performance Analysis.

## 1 Introduction

In the last years, the amount of available data increased significantly due to the big data revolution. For instance, the collected data volume is expected to be

about 175 ZB only for the year 2025 [31]. The availability of vast amounts of data and the exploit of computational resources like GPUs or TPUs led to the advent of deep learning (DL) methods in many application fields such as predictive maintenance [24], social media [21], marine photography [17] or transportation planning [10]. The effectiveness of such applications are often determined by the performance of the DL model on a different data distribution than the distribution on which the model was trained with. However, pure DL based applications work nicely on the training data distribution but do not perform well when the test data distribution is different from the training data distribution.

For example, Grubitzsch et al. [10] outlined that the reliability of such AI models is questionable for sensor data based transport mode recognition. The reason is the variety of different context information, e.g. device type or user behavior that introduces drift into the data. Langenkämper et al. [17] demonstrated concept drift when using different gear or changing positions in marine photography and explained the effect on DL models. Hence, such applications need to be accompanied by approaches such as concept drift detection to estimate changes in the data distribution and to decide the robustness of a DL model on a given input.

Furthermore, applications have to cope with large amounts of data or high velocity data streams and need to react in real-time. On the other hand, applications are often bounded to certain hardware requirements or have to operate with limited computational resources. These observations should point to the necessity of thorough investigations concerning the running time, memory usage and scalability of a drift detector (DD). However, the literature focuses on the methodological improvements and evaluation on small-scale examples as outlined in the survey by Gemaque et al. [8]. Only recently established machine learning benchmarks [25] emphasize the importance of performance evaluation in the wider data science community and offer a means to methodically study performance across various application domains and methodologies. To support these systematic investigations, this work provides a benchmarking suite that enables to compare DDs from two perspectives: *computational performance* that relates to hardware resource measures, e.g. running time or memory usage and *detection quality* that refers to measures such as accuracy or recall.

As described by Shen et al. [34], two main categories of DDs exist: 1) DDs operating either on raw or pre-processed data and 2) DDs working on a machine learning (ML) model’s output, i.e. confidences or error rates in ensembles. Our benchmark suite implements an approach for simulating a ML model to support the evaluation of all DDs without the requirement of the actual training of an ML model. Therefore, our approach consists of a model output producer (i.e. model confidences or error rates) for aligning simulated ML model output to a given input. The producer’s output can be configured according to the user’s requirements for different evaluation scenarios. Due to this, the actual model inference is not conducted and the computational performance overhead is avoided. Moreover, the proposed benchmark suite allows the use of pre-inferred ML model output or inferring ML model for different evaluation purposes. We integrate our

benchmark suite in the framework, Massive Online Analysis (MOA) [3], staying in-line with the standard conventions. The work in this article focuses on DDs that operate in the absence of data labels, since we believe that the presence of labeled data is rather unlikely for a lot of application scenarios. Nevertheless, supervised DDs can be easily adopted to our benchmark suite and investigated further. The main contributions of this work are:

1. We highlight that the previous literature lacks performance evaluation for unsupervised concept drift detection.
2. We state the challenges and the requirements for the performance investigations for DDs.
3. We present a suite that enables a fair and comprehensive benchmarking of DDs by model simulation and we integrate it in MOA.
4. We demonstrate a preliminary evaluation with two unsupervised DDs.

The rest of the paper is structured as follows: In section 2 we present the prior works and discuss their important research contributions. In section 3 we outline the challenges for benchmarking DDs. Moreover, all the components of the benchmark suite are presented and explained in detail. Furthermore, we give an overview of the implementation and embedding in MOA. In section 4 we demonstrate the benchmarking suite’s capabilities and presents an early evaluation based on two unsupervised DDs.

## 2 RELATED WORK

Many approaches for drift detection have been developed in the last decades. Well known surveys such as those by Gama et al. [7] or Barros et al. [1] summarize the work in the field. However, they are focusing on DDs operating in the presence of data labels in contrast to our work that considers only unsupervised DDs. In this section, we give an overview of the related work and introduce unsupervised DDs based on recently published survey articles. We extend the overview by elaborating on various papers’ performance evaluation aspects. We present the state-of-the-art benchmarking of drift detection and discuss the necessity of thorough performance studies.

### 2.1 Unsupervised Concept Drift Detection

Gemaque et al. [8] introduced the first taxonomy for drift detection that focuses on unsupervised DDs. The basis of their taxonomy is the accumulation and the updating process of windowed data that is used for detecting the drift. At the first level, they distinguish between batch processed and online processed drift detection before dividing the classes more specifically. A more recent survey on unsupervised DDs was conducted by Shen et al. [34]. They propose to separate the DDs into two categories based on the underlying method for drift detection. Approaches in group A are based on the differences in the data distribution and group B is based on model quality e.g. changing confidences. Group A can be

**Table 1.** Overview of unsupervised DDs categorized as in [34] and investigated computational performance measures. Papers mentioned in *italic* were not considered by the original survey. \*We focus on the data used for computational performance evaluation, the data used for detection quality evaluation might be different.

Paper	Performance Metrics	Data for Performance Evaluation*		
		Amount	Dimension	Source
<i>Group A, regional density-based</i>				
Dasu et al. [5]	running time	5.000.000	4-10	Synthetic
Gu et al. [12]	running time	100.000	2-10	Synthetic
Qahtan et al. [30]	running time	5.000.000	2-20	Synthetic
Liu et al. [20]	running time	9324, 18.159, 45.312	500, 8, 8	Real
Liu et al. [19]	running time, RAM-Hour	1500, 9324, 18.159, 45.312	99, 500, 8, 8	Real
Song et al. [35]	running time	100-7000	24	Real
<i>Group A, statistical test-based</i>				
Mustafa et al. [27]	-	-	-	-
Greco et al. [9]	running time	120.000	2	Real
Kifer et al. [15]	-	-	-	-
Ditzler et al. [6]	-	-	-	-
dos Reis et al. [32]	running time	10.000	1	Synthetic
Li et al. [18]	running time	10.000	1	Synthetic
<i>Group B, classifier-based</i>				
de Mello et al. [26]	-	-	-	-
Haque et al. [13]	-	-	-	-
Lughofer et al. [23]	-	-	-	-
Sethi et al. [33]	-	-	-	-
Pinagé et al. [29]	running time	Synthetic: 2k, 4k, 10k, 30k Real: 1901, 45.312, 4.900.000	Synthetic: 2 Real: 20, 5, 41	Synthetic, Real
Kim et al. [16]	-	-	-	-
<i>Group B, other model-based</i>				
Lu et al. [22]	running time	5.000.000	6-20	Synthetic
Zheng et al. [36]	-	-	-	-
Cerqueira et al. [4]	-	-	-	-

divided further into regional density-based and statistical test-based methods. Group B is divided into classifier-based and other model-based methods. Both surveys give an overview of related unsupervised DDs and highlight the versatility of the different approaches. Table 1 gives an overview of the work presented in [34]. We also added work not shown in the survey and aligned them according to the taxonomy. Moreover, we added information about the performance-related experiments conducted in the respective papers.

### Computational Performance Considerations

Several works [27,15,6,13,33,16,36,4,23,26] do not conduct any running time or memory performance-related experiments. Therefore it is difficult to assess those approaches’ running time or memory consumption behavior in applications with vast amounts of data, high velocity data streams or limited computational resources. Dasu et al. [5] and Gu et al. [12] conducted experiments concerning constructions’ running time and updating their data representation. However, they do not consider the computational cost of the actual drift detection. Lu et al. [22] compared their approach with [5] but only concerning the data representation. The overall running time including the drift detection is unclear for those approaches. However, experiments by Qahtan et al. [30] showed that [5] has a linear increase in the running time of the data representation with growing window size and data dimensionality. Thus, they end up with a running time of 300 seconds for a data dimensionality of 20 and a window size of 10,000 samples. While [22,5,12,30] evaluate the computational performance of their DD on synthetic data, Liu et al. [20,19] used real-world data for the computational performance evaluation. Therefore, they ended up with data sets that contained less samples, but up to 500 dimensions.

Recently, [19] considered the RAM-Hour metric to evaluate the memory consumption of the DD as recommended in [2]. Song et al.[35] creates data sets based on real sources with 24 dimensions. They compare their method with two other approaches but with only a low amount of data and without a comprehensive experimental setup. Dos Reis et al. [32] conducted experiments on synthetic data to evaluate three different versions of the Kolmogorov–Smirnov test for streaming data. However, they did not compare their method to other approaches and considered only a small data set. Greco et al. [9] used real data for their evaluation and compared their approach with two other DDs but lacked a comprehensive evaluation setup as well. The most sophisticated running time performance evaluation was conducted by Pinag   et al. [29]. They tracked the running time of all the presented experiments on synthetic and real data. Moreover, they have leveraged the most extensive data set as per our survey, consisting of over  $4.9 * 10^6$  data samples with 41 dimensions. Experiments on this data set demonstrated high running times for related approaches.

## 2.2 Benchmarking Drift Detectors

For supervised DDs, Barros et al. [1] presented a large scale comparison of related approaches. However, they only consider detection quality aspects, e.g. accuracy and no computational performance aspects, e.g. running time of the compared methods. Such a benchmarking paper only exists for supervised DDs which is not the main focus of this work. Moreover, we believe that the computational performance aspects should also be considered as a primary objective in such a survey. However, in most of the related work of unsupervised concept drift detection, computational performance aspects was not investigated in depth and was mostly defined as a secondary objective. For example, as outlined in Table 1, only some papers refer to running time, and only one approach uses memory

usage as a metric in their evaluation. Moreover, the papers’ evaluation settings are inconsistent and vary in the chosen data sets, number and dimension of data points and how the performance measurement is carried out.

Although not investigated in the related work, performance bottlenecks might be a problem as applications need to fulfil resource requirements when processing high data volume or high-velocity data and have to react in realtime. This is also reported by Grulich et al. [11], motivating a parallel version of the supervised DD Adwin. However, in the related work presented in Table 1, the amount of data that was used in the respective evaluations, is sufficient to evaluate the DD’s detection quality but not large enough to investigate the performance in terms of running time or memory usage. The framework MOA [3] was introduced by Bifet et al. and is a state-of-the-art tool for analysing and comparing methods in the data science domain. It supports various tasks, e.g., classification, regression, out-of-distribution detection or concept drift detection. Thus, it is used to conduct the benchmarking of supervised DDs in [1].

### 2.3 Discussion

As outlined in the previous section, there must be a comprehensive performance consideration for unsupervised concept drift detection. Unfortunately, only a few papers conducted running time experiments in their evaluation, and only one investigated memory utilization. However, it is a crucial bottleneck for future systems, as experiments with many data points and dimensions has revealed [29]. Hence, there is a need for a unifying workflow for performance evaluation. Therefore, the authors want to tackle this issue with an approach for benchmarking unsupervised DDs. The MOA framework already offers capabilities for measuring running time and memory consumption and provides an interface for incorporating external data sources. Therefore, one can elaborate on that and provide more sophisticated means for considering performance and detection quality metrics in the benchmarking.

## 3 BENCHMARKING UNSUPERVISED CONCEPT DRIFT DETECTORS

This section introduces our benchmarking suite for a unified and fair evaluation across different unsupervised drift detectors. We highlight the main challenges first and subsequently give an overview of our suite.

### 3.1 Challenges

As outlined in subsection 2.1, different unsupervised DDs work on different input data. For example, these might be error rates or confidence measures if the DD is working on the ML model’s output, raw input data, or pre-computed data features. Approaches observing the model’s error rates or confidence measures are dependent on the model they are relying on since an ML model’s output

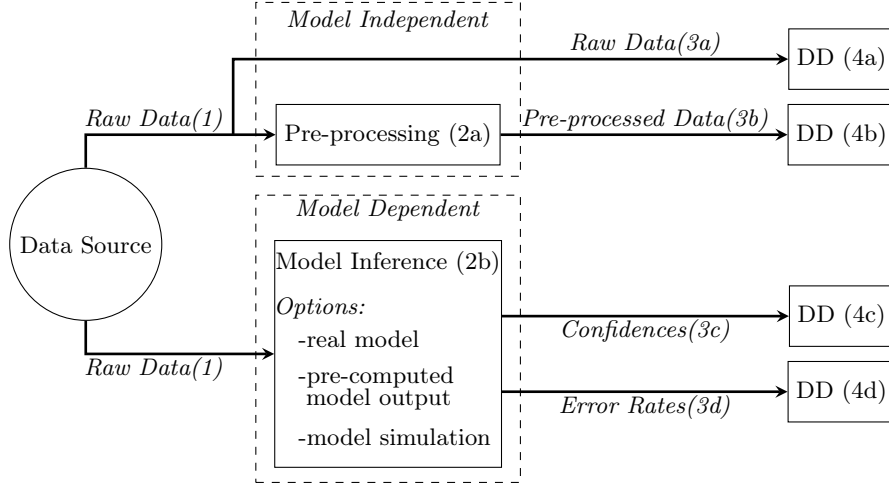
directly influences the detection of drift. Hence, there is no guarantee that an ML model will behave as the DD requires. Under the assumption that a DD detects drift based on changes in the model’s output confidences or error rates, the DD will operate unreliably in two cases. The first case is False Negative (FN), where the model produces high confidences and low error rates, respectively, even if concept drift exists. This would lead to wrong predictions of a model but no action by the DD. For example, [28] provides evidence of deep learning models emitting high confidences for incorrect predictions, e.g. after concept drift. The second case is False Positive (FP), where the model produces low confidences and high error rates, respectively, with no drift. One reason for this behavior might be overfitting [14] due to an inappropriate model-fitting process. However, the case of DDs relying on the output of a model, leads to incorrectly detected drifts.

Moreover, it is not guaranteed that the performance of the ML model in the presence of drift is similar across different types of architectures, e.g. decision trees, naive Bayes, or deep learning models. Hence, it is essential to support a model-independent evaluation to allow the conceptualization of model-independent DDs. Besides evaluating the detection quality, it is also essential to ensure a fair assessment of the computational performance across DDs. Since model-dependent approaches rely on an ML model, excluding the model’s computational cost from the DD’s evaluation is crucial. This is because an ML model inference is conducted once per iteration for model-dependent DDs, significantly increasing the computational cost.

Therefore, it is vital to address these specific challenges when conducting an evaluation across different DDs. To tackle this, we propose to unify the evaluation of unsupervised DDs. We perform this unification using either pre-computed model confidence or error producer for model simulation. The pre-computed model output tackles the challenge of computational overhead during model inference while preserving the original model’s FN and FP. Additionally, it accelerates and simplifies the evaluation pipeline by negating the ML model-related infrastructure and its complexity. By letting the user define assumptions of the ML model, FN and FP are consistently handled with the same parameterization across multiple evaluation runs with different data sets and DDs. Hence, such a model simulation is aware of both computational performance and detection quality. In subsection 3.2, our proposed benchmarking suite is described in detail.

### 3.2 The Proposed Benchmarking Suite

Figure 1 depicts the workflow and each sub-components of our proposed benchmarking suite. First, a synthetic or real data from a given source is transmitted as a stream (1). The streaming data is then pre-processed (2a) or used for model inference (2b). In the case of model-independent drift detection, the pre-processing scheme (2a) may or may not be part of the DD’s implementation, as some approaches might consider the raw data (3a) to be directly applied to the DD (4a/4b). On the other hand, in the case of model-dependent detection, the transmitted raw data is used in the model inference component (2b). In addition to the pre-computed model output and the model simulation, an actual model



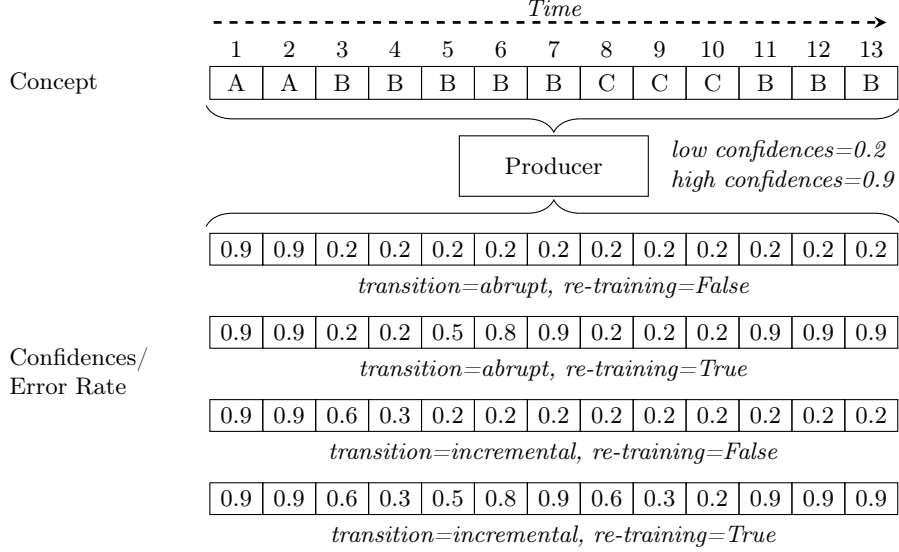
**Fig. 1.** Unified evaluation of unsupervised concept drift detection. Numbers in parentheses refer to the description of each sub-component.

can proceed in this component. We describe (2b) of our benchmarking suite as follows:

- It can use the pre-computed model output for the inference. Hence, the computational overhead of a model is avoided while preserving the relation to real model output.
- It can perform model simulation to avoid computational overhead and prediction biases of an ML model. In practice, this is done by either a confidence producer or an error producer as discussed in subsection 3.3.
- It can also perform inference by a real model introducing the discussed drawbacks in terms of detection quality and computational performance. However, for some evaluation purposes, e.g. parameter testing within one DD, this option is useful.

Subsequently, the output that is required by the DD, i.e., either confidences (3c) or error rates (3d) are transmitted to the DD (4c/4d) that is evaluated in the benchmarking suite. For a fair comparison of different DDs, it is essential to consider their computational performance as well as detection quality. The computational performance can be measured by tracking running time, memory consumption or hardware counters. Whereas, detection quality can be computed by observing the rate of detected drifts based on the true concepts transmitted by the data source. We present the evaluation of a DD as proposed in our work in subsection 3.4. Note that not all components of our benchmarking suite are invoked by every DD, e.g. a DD working on confidence values only.





**Fig. 2.** Producers aligning confidences/error rate to raw data based on concepts.

### 3.3 Model Simulation by Producers

The main objective of the model simulation component is to resolve dependencies of a DD to a particular ML model and to unify the drift detection pipeline for all DDs. Therefore, the model simulation aligns simulated confidence values or error rates to the original input data stream and thus creates uniform input data for all model-dependent DDs. This avoids the computational overhead to the ML model since the actual model inference is not conducted. Additionally, the dependency concerning the model output and FP and FN is resolved due to the consistent and uniformly simulated confidence values or error rates. The evaluation across different DDs allows a unified evaluation of a single DD with different parameters or across different data sets. Instead of a ML model dependency, we offer an interface for letting the user define assumptions on the ML model's behavior. The user can define several parameters such as value for high and low confidences, FP and FN rate, pace and kind of drift transition. Moreover, we provide an option for artificial re-training to simulate the incorporation of data from a new concept into the existing model. Based on this user input, the model simulation produces the data values that are transmitted to the DD. For a sample of data points, coming from different concepts, a producer simulates either abrupt drift, i.e. the sudden drop in confidences or incremental drift, i.e. the steady increase or decrease in drift transitions. Note that the values of the simulated data depends on the user's specifications.

Figure 2 shows the different behaviours of a producer for a given input. The input data is characterized by other concepts (A, B, C). In contrast, the first occurring concept (A) is considered known and thus produces high confidence

(low error rates resp.). Concepts B and C are considered unknown and have low confidence (high error rates resp.). The first two windows produce a high output value for all cases since concept (A) is known. The other windows differ according to the depicted scenario. In the first case, the producer aligns the output with abrupt drift and without re-training. Therefore, windows 3-13 has low confidence since all the concepts (B, C) are unknown. The second scenario has an abrupt transition but allows re-training. Therefore, the confidence increased after the drift was detected. This stimulates the incorporation of new data from that new concept. The concept drift in window 8-10 was not detected, hence no re-training. Note that the producer also keeps track of the confidence per concept. Therefore, the confidences are high in the window 11-13. In the third case, the transition is incremental without re-training. Therefore, the confidence decreases from window 3-5 and stays low since all the subsequent concepts (B, C) are unknown. The last scenario has incremental transition with re-training. Therefore, it behaves the same as the third case but with increased confidence from window 5-7 due to the detected drift and the re-training. In Windows 8-10, confidence decreases due to the incremental transition to the unknown concept C. Windows 11-13 have high confidence since concept B is known.

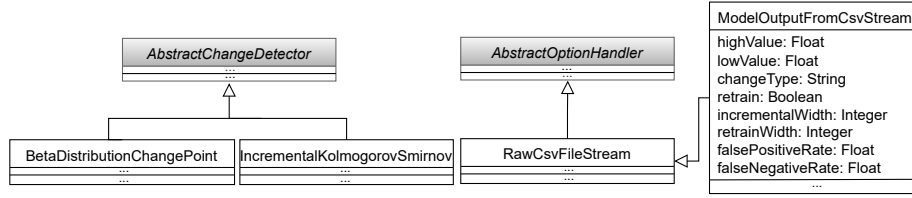
Additionally, the model simulation also supports false-positive and false-negative rates. The false-positive rate is required to simulate cases where the ML model produces low confidences (high error rates resp.) without concept drift. The false-negative rate is needed to simulate a model having high confidences (low error rates resp.) even if there is drift.

### 3.4 Evaluation of Drift Detectors

For the evaluation of the DDs we need to consider the computational performance (e.g. running time) and the detection quality (e.g. accuracy) of the approaches. Both may affect each other, e.g. higher accuracy might require more running time than a lower accuracy. Therefore, it is important to support the setting of computational limits in the benchmarking suite, e.g. setting an upper threshold for the running time. This enables the investigation of a DD’s behavior, parameters and detection quality w. r. t. resource constraints. Other reasons to set such constraints are requirements by the infrastructure or application. Setting running time limits is supported by the benchmarking suite. Moreover, it enables investigations of the memory utilization. For this, we leverage the existing infrastructure in the MOA framework.

### 3.5 Integration in the MOA Framework

The MOA framework is open-source software for implementing and evaluating different data science methods in Java language. We propose an extension for unsupervised drift detection and provide a Java implementation of our approach, which is integrated into the MOA codebase. Figure 3 depicts the main components of implementing the proposed benchmarking suite. Grey-shaded components are already implemented in MOA. Thus, we introduce the class



**Fig. 3.** Main components of the implementation of the proposed MOA extension. Gray shaded components exist in the main MOA framework.

**RawCsvFileStream** to read data from a CSV file. This class provides two options. Option one uses different synthetic or real data sources for other use cases. Option two is to provide pre-computed ML model output via a CSV file. Note that for the second option, the computation of the model output needs to be done separately in advance. The **ModelOutputFromCsvStream** component is inherited from the **RawCsvFileStream** and simulates an ML model’s output. This component adds most of the functionalities we are proposing in the section 3. It offers an interface to the user for tuning the model simulation depending on their needs. Tuning possibilities comprise high and low target values for either model confidences or error rates in ensembles. Moreover, the user can define the transition width between two concepts and whether it should be either incremental or abrupt. The user can also simulate the re-training of the model and specify the number of windows in which the re-training happens, as explained in subsection 3.3. Another feature is the false-positive and false-negative rates that the user can define. This allows the consideration of low confidences (high error rates, resp.) in the case of no drift and high confidences (low error rates, resp.) in the case of drift, as discussed in section 3. MOA also implements components for gradual, abrupt and no-change synthetic stream generation that can be used for unsupervised DDs. For evaluation purposes, we implemented two unsupervised DDs, which are **BetaDistributionChangePoint** and **IncrementalKolmogorovSmirnov**. We used the reference implementation for the first one and embedded it in MOA. For the latter one, we implemented our own Java version, inspired by the reference implementation in Python.

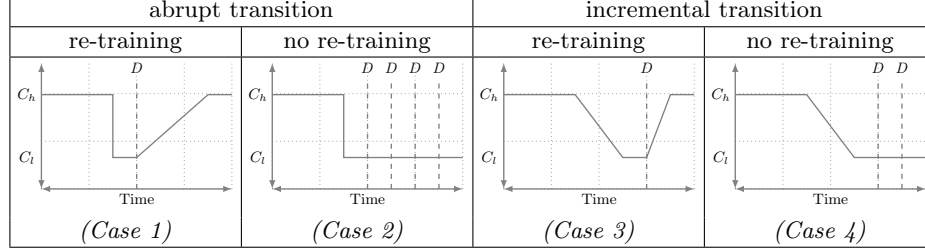
Note that we also conducted further infrastructural implementation changes in MOA. However, they are not important for the scientific methodology and thus not mentioned here. Our benchmarking suite will be publicly available <sup>4</sup>.

## 4 EVALUATION

The evaluation section consists of two experiments. The first one demonstrates the producer features and functionality of our benchmarking suite. The second experiment presents an early evaluation of two representative unsupervised DDs.

<sup>4</sup> <https://github.com/elwer/moa>

**Table 2.** Different alignments of simulated confidences according to the user specifications by our benchmarking suite. Images according to the MOA graphical user interface. A  $D$  label in the image indicates a detected drift.  $C_h$  refers to high confidence values,  $C_l$  to low confidence values respectively.



#### 4.1 Experimental Setting

In order to demonstrate all the functionalities of the developed benchmarking suite, we need to follow the taxonomy by Shen et al. [34] and consider a representative of group A that operates independently of a ML model. Additionally, we need to consider a representative of group B that uses a ML model’s output as input. For group A, we implement the Incremental Kolmogorov-Smirnov (IKS) [32] in Java, detecting drift based on the changes in the raw input data distribution. Therefore, it constructs a reference window and a detection window and compares the data distributions within these windows with a Kolmogorov-Smirnov test. For group B, we use the Java implementation of the DD presented in SAND [13]. This drift detector is originally introduced as Beta Distribution Change Point (BDCP) and operates on the confidences a ML model emits in the inference. BDCP reports drift in case of drops in the confidences. In the original paper, the authors recommend to call BDCP in cases, where the confidences fall under a certain threshold in order to reduce running time. Therefore, we used this procedure in our experiments. We conducted the experiments on an Intel i5-8265U CPU and 24GB memory.

#### 4.2 Demonstration of Model Simulation Features

For the unified and fair comparison across different DDs we use the feature of our proposed benchmarking suite to simulate an ML model’s output according to user specifications. Table 2 demonstrates four different alignments of confidences based on a synthetic stream that delivers data from different concepts as explained in subsection 3.3. For drift, there is an abrupt decrease in confidences for case 1 and 2. The decrease is incremental for case 3 and 4. In our example, BDCP detects drift for both of the drift transitions. The abrupt drift is detected earlier than the incremental drift (see case 1 and 2 vs case 3 and 4). In case of simulated re-training (case 1 and 3), the confidences increase again after the detected drift. Hence, there is no further drift detected (case 1 and 3). In case of no-retraining BDCP detects the drift multiple times (case 2 and 4).

**Table 3.** Evaluation of IKS and BDCP on KDDCUP99 data set. \*Delay measured by first detected drift across all features. \*\*Average across all the features of the data set.

DD	Detected Drifts	Undetected Drifts	Overall Delay (Avg)	Running Time	Peak Memory
IKS	82 (64%)	46 (36%)	53423 (652)*	89s**	2.8MB**
BDCP	46 (36%)	82 (64%)	1335 (29)	34s	2.1MB

### 4.3 Comparison of Drift Detectors

**Data Set and Methodology** To show how evaluation of DDs by using our benchmarking suite is conducted, we compare the IKS and BDCP based on the KDDCUP99 data set<sup>5</sup>. The data set was used in several works presented in section 2 and contains over  $4.9 * 10^6$  data points from a military network and simulated intrusions. Each data point contains 41 features and a label for "bad" (intrusion) or "normal" network traffic. Drift is expected in segments of "bad" labels. The data set contains 619 changes in the concept. However, since many concept segments consist of less than 500 data points we decided to consider only the 128 segments with a size  $> 500$ .

For the computational performance we track the running time and the utilized peak memory of the DD over the whole data set. For the detection quality, we record the true positives (TP) that refer to correctly detected drifts, false negatives (FN) that refer to undetected drift. Additionally we track the delay of the drift detection that is measured by the amount of samples between the labeled drift and the detected drift. If a single drift is detected multiple times, we count it as one TP.

For the BDCP we use sensitivity  $\alpha = 0.001$  and the confidence threshold of 0.9, only calling the BDCP when confidences fall below that value. We configure the model simulation of our benchmarking suite to deliver high confidence  $C_h = 0.9$  and low confidence  $C_l = 0.2$ . All experiments were conducted with artificial re-training over 2000 data points. Since IKS operates on a single-dimensional feature space only, we conducted the evaluation on every feature of the KDDCUP99 data set separately and combined the drift detection as proposed by the original authors: a drift is detected, if IKS reports drift in at least one of the features. We pipe the raw input of the data to the IKS. In case of a reported drift we replace the samples in the reference window with the samples of the detection window as proposed in the original paper as model replacement. Since parameters from the original paper did not detect drift in our case, we decided to use a reference window size of 5000 and a p-value of 0.001.

**Discussion** The main objective of this evaluation was to demonstrate the effectiveness of our benchmarking suite to show how to conduct comprehensive evaluation of DDs. Additionally, we prove that the two implemented DDs detect concept drift in the data set according to Table 3. However, drifts with a low

<sup>5</sup> <https://kdd.ics.uci.edu/databases/kddcup99/kddcup99.html>

amount of data samples can not be detected. IKS is able to detect more drifts but with a higher delay than BDCP. This might change when using incremental transition instead of abrupt transition in case of drift for the BDCP. The overall running time and peak memory of the IKS is higher than required by the BDCP. However, the memory consumption of both DDs can be considered as very low. In general, this is a preliminary evaluation without general validity and requires further evaluation with a thorough investigation of DD parameters. Moreover, DDs but also outlier detection are crucial mechanisms in order to ensure an AI system’s robustness as proposed by [27,13].

## 5 CONCLUSION AND OUTLOOK

This work provides a computational performance aware benchmarking suite for unsupervised concept drift detection. We show the necessity of such investigations by demonstrating that prior work did not consider computational performance as a main objective. We conclude that the computational readiness of contemporary DDs is questionable for future applications with lots of data and high velocity streams. Hence, we present a benchmarking suite that supports investigations across DDs from computational performance and drift detection quality perspective. The feature of model simulation enables a fair and comprehensive evaluation of related DDs. Leveraging MOA’s infrastructure, it is possible to adapt to synthetic and real data streams. Thus we propose to use our benchmarking suite and related data sets as a ground-truth for the evaluation of existing DDs and the development of new approaches. Exemplary, we demonstrate the effectiveness of our benchmarking suite by using two unsupervised DD and conducting a preliminary evaluation. We measure a computational performance metric, i.e. running time and detection quality metrics, i.e. true positives, false negatives and delay. By using our proposed model simulation, we ensure that the preliminary evaluation results are comparable and meaningful. However, further thorough investigations with different DD parameters are required.

Hence, we plan to do a comprehensive benchmarking of the approaches presented in section 2 in the future. We also want to extend the benchmarking suite by means for investigating reasons for undetected drift. This can be implemented by reflecting parameters of a particular DD that decide the drift. Keeping track of such internals and reporting parameter behavior to the user will support further in depth investigations. Additionally, it is important to extend the research in that field w.r.t. the energy consumption or scalability of DDs as initially proposed in [11].

**Acknowledgements** This work was supported by the German Federal Ministry of Education and Research (BMBF, SCADS22B) and the Saxon State Ministry for Science, Culture and Tourism (SMWK) by funding the competence center for Big Data and AI "ScaDS.AI Dresden/Leipzig".

## References

1. Barros, R.S.M., Santos, S.G.T.C.: A large-scale comparison of concept drift detectors. *Information Sciences* **451**, 348–370 (2018)
2. Bifet, A., Holmes, G., Pfahringer, B., Frank, E.: Fast perceptron decision tree learning from evolving data streams. In: *Advances in Knowledge Discovery and Data Mining: 14th Pacific-Asia Conference, PAKDD 2010, Hyderabad, India, June 21–24, 2010. Proceedings. Part II* 14. pp. 299–310. Springer (2010)
3. Bifet, A., Holmes, G., Pfahringer, B., Kranen, P., Kremer, H., Jansen, T., Seidl, T.: Moa: Massive online analysis, a framework for stream classification and clustering. In: *Proceedings of the first workshop on applications of pattern analysis*. pp. 44–50. PMLR (2010)
4. Cerqueira, V., Gomes, H.M., Bifet, A., Torgo, L.: Studd: a student–teacher method for unsupervised concept drift detection. *Machine Learning* pp. 1–28 (2022)
5. Dasu, T., Krishnan, S., Venkatasubramanian, S., Yi, K.: An information-theoretic approach to detecting changes in multi-dimensional data streams. In: *Proc. Symposium on the Interface of Statistics, Computing Science, and Applications (Interface)* (2006)
6. Ditzler, G., Polikar, R.: Hellinger distance based drift detection for nonstationary environments. In: *2011 IEEE symposium on computational intelligence in dynamic and uncertain environments (CIDUE)*. pp. 41–48. IEEE (2011)
7. Gama, J., Žliobaitė, I., Bifet, A., Pechenizkiy, M., Bouchachia, A.: A survey on concept drift adaptation. *ACM computing surveys (CSUR)* **46**(4), 1–37 (2014)
8. Gemaque, R.N., Costa, A.F.J., Giusti, R., Dos Santos, E.M.: An overview of unsupervised drift detection methods. *Wiley Interdisciplinary Reviews: Data Mining and Knowledge Discovery* **10**(6), e1381 (2020)
9. Greco, S., Cerquitelli, T.: Drift lens: Real-time unsupervised concept drift detection by evaluating per-label embedding distributions. In: *2021 International Conference on Data Mining Workshops (ICDMW)*. pp. 341–349. IEEE (2021)
10. Grubitzsch, P., Werner, E., Matusek, D., Stojanov, V., Hähnel, M.: Ai-based transport mode recognition for transportation planning utilizing smartphone sensor data from crowdsensing campaigns. In: *2021 IEEE International Intelligent Transportation Systems Conference (ITSC)*. pp. 1306–1313. IEEE (2021)
11. Grulich, P.M., Saitenmacher, R., Traub, J., Breß, S., Rabl, T., Markl, V.: Scalable detection of concept drifts on data streams with parallel adaptive windowing. In: *EDBT*. pp. 477–480 (2018)
12. Gu, F., Zhang, G., Lu, J., Lin, C.T.: Concept drift detection based on equal density estimation. In: *2016 International Joint Conference on Neural Networks (IJCNN)*. pp. 24–30. IEEE (2016)
13. Haque, A., Khan, L., Baron, M.: Sand: Semi-supervised adaptive novel class detection and classification over data stream. In: *Proceedings of the AAAI Conference on Artificial Intelligence*. vol. 30 (2016)
14. Hawkins, D.M.: The problem of overfitting. *Journal of chemical information and computer sciences* **44**(1), 1–12 (2004)
15. Kifer, D., Ben-David, S., Gehrke, J.: Detecting change in data streams. In: *VLDB*. vol. 4, pp. 180–191. Toronto, Canada (2004)
16. Kim, Y., Park, C.H.: An efficient concept drift detection method for streaming data under limited labeling. *IEICE Transactions on Information and systems* **100**(10), 2537–2546 (2017)

17. Langenkämper, D., Van Kevelaer, R., Purser, A., Nattkemper, T.W.: Gear-induced concept drift in marine images and its effect on deep learning classification. *Frontiers in Marine Science* **7**, 506 (2020)
18. Li, B., Wang, Y.j., Yang, D.s., Li, Y.m., Ma, X.k.: Faad: An unsupervised fast and accurate anomaly detection method for a multi-dimensional sequence over data stream. *Frontiers of Information Technology & Electronic Engineering* **20**(3), 388–404 (2019)
19. Liu, A., Lu, J., Liu, F., Zhang, G.: Accumulating regional density dissimilarity for concept drift detection in data streams. *Pattern Recognition* **76**, 256–272 (2018)
20. Liu, A., Song, Y., Zhang, G., Lu, J.: Regional concept drift detection and density synchronized drift adaptation. In: *IJCAI International Joint Conference on Artificial Intelligence* (2017)
21. Liu, Z., Zou, L., Zou, X., Wang, C., Zhang, B., Tang, D., Zhu, B., Zhu, Y., Wu, P., Wang, K., et al.: Monolith: Real time recommendation system with collisionless embedding table. *arXiv preprint arXiv:2209.07663* (2022)
22. Lu, N., Zhang, G., Lu, J.: Concept drift detection via competence models. *Artificial Intelligence* **209**, 11–28 (2014)
23. Lughofer, E., Weigl, E., Heidl, W., Eitzinger, C., Radauer, T.: Recognizing input space and target concept drifts in data streams with scarcely labeled and unlabelled instances. *Information Sciences* **355**, 127–151 (2016)
24. Martinez, I., Viles, E., Cabrejas, I.: Labelling drifts in a fault detection system for wind turbine maintenance. In: *Intelligent Distributed Computing XII*. pp. 145–156. Springer (2018)
25. Mattson, P., Cheng, C., Diamos, G., Coleman, C., Micikevicius, P., Patterson, D., Tang, H., Wei, G.Y., Bailis, P., Bittorf, V., Brooks, D., Chen, D., Dutta, D., Gupta, U., Hazelwood, K., Hock, A., Huang, X., Kang, D., Kanter, D., Kumar, N., Liao, J., Narayanan, D., Oguntebi, T., Pekhimenko, G., Pentecost, L., Janapa Reddi, V., Robie, T., St John, T., Wu, C.J., Xu, L., Young, C., Zaharia, M.: Mlperf training benchmark. In: Dhillon, I., Papailiopoulos, D., Sze, V. (eds.) *Proceedings of Machine Learning and Systems*. vol. 2, pp. 336–349 (2020)
26. de Mello, R.F., Vaz, Y., Grossi, C.H., Bifet, A.: On learning guarantees to unsupervised concept drift detection on data streams. *Expert Systems with Applications* **117**, 90–102 (2019)
27. Mustafa, A.M., Ayoade, G., Al-Naami, K., Khan, L., Hamlen, K.W., Thuraisingham, B., Araujo, F.: Unsupervised deep embedding for novel class detection over data stream. In: *2017 IEEE International Conference on Big Data (Big Data)*. pp. 1830–1839. IEEE (2017)
28. Nguyen, A., Yosinski, J., Clune, J.: Deep neural networks are easily fooled: High confidence predictions for unrecognizable images. In: *Proceedings of the IEEE conference on computer vision and pattern recognition*. pp. 427–436 (2015)
29. Pinagé, F., dos Santos, E.M., Gama, J.: A drift detection method based on dynamic classifier selection. *Data Mining and Knowledge Discovery* **34**, 50–74 (2020)
30. Qahtan, A.A., Alharbi, B., Wang, S., Zhang, X.: A pca-based change detection framework for multidimensional data streams: Change detection in multidimensional data streams. In: *Proceedings of the 21th ACM SIGKDD International Conference on Knowledge Discovery and Data Mining*. pp. 935–944 (2015)
31. Reinsel, D., Gantz, J., Rydning, J.: *Data age 2025: the digitization of the world from edge to core*. Seagate (2018)
32. dos Reis, D.M., Flach, P., Matwin, S., Batista, G.: Fast unsupervised online drift detection using incremental kolmogorov-smirnov test. In: *Proceedings of the 22nd*



- ACM SIGKDD International Conference on Knowledge Discovery and Data Mining. pp. 1545–1554 (2016)
33. Sethi, T.S., Kantardzic, M.: On the reliable detection of concept drift from streaming unlabeled data. *Expert Systems with Applications* **82**, 77–99 (2017)
  34. Shen, P., Ming, Y., Li, H., Gao, J., Zhang, W.: Unsupervised concept drift detectors: A survey. In: *Advances in Natural Computation, Fuzzy Systems and Knowledge Discovery: Proceedings of the ICNC-FSKD 2022*, pp. 1117–1124. Springer (2023)
  35. Song, X., Wu, M., Jermaine, C., Ranka, S.: Statistical change detection for multi-dimensional data. In: *Proceedings of the 13th ACM SIGKDD international conference on Knowledge discovery and data mining*. pp. 667–676 (2007)
  36. Zheng, S., van der Zon, S.B., Pechenizkiy, M., de Campos, C.P., van Ipenburg, W., de Harder, H., Nederland, R.: Labelless concept drift detection and explanation. In: *NeurIPS 2019 Workshop on Robust AI in Financial Services: Data, Fairness, Explainability, Trustworthiness, and Privacy* (2019)