

Sparse Positive-Definite Estimation for Large Covariance Matrices with Repeated Measurements

Sunpeng Duan, Guo Yu, Juntao Duan, and Yuedong Wang

Department of Statistics and Applied Probability, University of California, Santa Barbara, California 93106-3110, U.S.A.

This version: May 9, 2023

Abstract

In many fields of biomedical sciences, it is common that random variables are measured repeatedly across different subjects. In such a repeated measurement setting, dependence structures among random variables that are between subjects and within a subject may differ and should be estimated differently. Ignoring this fact may lead to questionable or even erroneous scientific conclusions. In this paper, we study the problem of sparse and positive-definite estimation of between-subject and within-subject covariance matrices for high-dimensional repeated measurements. Our estimators are defined as solutions to convex optimization problems that can be solved efficiently. We establish estimation error rates for our proposed estimators of the two target matrices, and demonstrate their favorable performance through theoretical analysis and comprehensive simulation studies. We further apply our methods to recover two covariance graphs of clinical variables from hemodialysis patients.

Some Key Words: Covariance graph; Repeated measurements; Ecological fallacy; Random effect; Sparsity.

1 Introduction

Understanding the covariance structure among random variables is one of the most fundamental tasks in statistics (Bickel and Levina, 2008b) and has applications in various fields, including biology, economics, and biomedical sciences (Fan et al., 2016). This task is particularly challenging in high-dimensional settings, in which various sparse estimation methods have been proposed in the literature. However, virtually all current methods require the critical assumption of independent and identically distributed samples, which could be violated in many applications.

In this paper, we fill this gap in methodology by studying the problem of sparse covariance matrix estimation when observations are repeated measurements. In fields such as epidemiology, psychology, and neuroscience, random variables of interest are often measured repeatedly across different subjects, which leads to dependence among observations within each subject. For example, vital signs such as pulse and blood pressure are usually measured in multiple physical exams for each subject, and thus are dependent. Conclusions drawn from ignoring such dependence structures among observations may be practically misguided

or even erroneous (Bae et al., 2016). Therefore, it is important to estimate covariance structures in the presence of dependence due to the repeated measurements (Ostroff, 1993).

A common and effective approach (Epskamp et al., 2018) is to decompose the target of estimation into two covariance matrices: one for the within-subject dependence structure, and the other for the between-subject dependence structure. In psychology, the nomothetic approach is used to study variations between subjects, and the idiographic approach is used to study variations within a subject (Hamaker, 2012). Covariance structures between subjects and within a subject may thus be different. For example, physical activity tends to increase the heart rate of a person (within a subject), while physically active people tend to have a lower average heart rate (between subjects) (Epskamp et al., 2018). In this paper, we aim to develop new methods to simultaneously estimate the within-subject and between-subject covariance structures.

We consider a multivariate one-way random effect model for within-subject and between-subject covariance structures among p random variables:

$$\mathbf{Y}_{ij} = \mathbf{b}_i + \boldsymbol{\varepsilon}_{ij}, \quad j = 1, \dots, n_i; \quad i = 1, \dots, m, \quad (1)$$

where $\mathbf{Y}_{ij} = (Y_{ij1}, \dots, Y_{ijp})^\top \in \mathbb{R}^p$ is the j -th (out of n_i) observation of the i -th subject, $\mathbf{b}_i = (b_{i1}, \dots, b_{ip})^\top \in \mathbb{R}^p$ are independent and identically distributed random vectors with mean $\mathbf{0}$ and covariance matrix $\Sigma_b \in \mathbb{R}^{p \times p}$, $\boldsymbol{\varepsilon}_{ij} = (\varepsilon_{ij1}, \dots, \varepsilon_{ijp})^\top \in \mathbb{R}^p$ are independent and identically distributed random vectors with mean $\mathbf{0}$ and covariance matrix $\Sigma_\varepsilon \in \mathbb{R}^{p \times p}$. Additionally, \mathbf{b}_i and $\boldsymbol{\varepsilon}_{ij}$ are mutually independent. The between-subject covariance Σ_b measures the covariance structure among variables at the group level $E(\mathbf{Y}_{ij} \mid i)$. On the other hand, the within-subject covariance Σ_ε characterizes the covariance structure among components in $\mathbf{Y}_{ij} - E(\mathbf{Y}_{ij} \mid i)$. Model (1) has found wide applications, e.g., in the classical test theory (Algina & Swaminathan, 2015), where the observed score is modeled as the summation of the true score (as a latent variable) and a random error.

For the cross-sectional data, which is a special case of (1) with $n_i = 1$ for $i = 1, \dots, m$, it is clear that one can only estimate the overall covariance $\Sigma_b + \Sigma_\varepsilon$, which does not separate the within-subject and between-subject covariance structures. When $n_i \geq 2$ for at least some $i \in \{1, \dots, m\}$, a common approach is to use the aggregate data across subjects, $\{\bar{\mathbf{Y}}_1, \dots, \bar{\mathbf{Y}}_m\}$, where $\bar{\mathbf{Y}}_i = \sum_{j=1}^{n_i} \mathbf{Y}_{ij}/n_i$. The sample covariance estimate based on this aggregated data,

$$\hat{\Sigma} = \frac{1}{m-1} \sum_{i=1}^m \left(\bar{\mathbf{Y}}_i - \frac{1}{m} \sum_{i=1}^m \bar{\mathbf{Y}}_i \right) \left(\bar{\mathbf{Y}}_i - \frac{1}{m} \sum_{i=1}^m \bar{\mathbf{Y}}_i \right)^\top, \quad (2)$$

is an unbiased estimate of

$$E(\hat{\Sigma}) = \Sigma_b + \sum_{i=1}^m \frac{1}{mn_i} \Sigma_\varepsilon. \quad (3)$$

Consequently, $\hat{\Sigma}$ is a biased estimate of either Σ_ε or Σ_b . Epskamp et al. (2018) studied the between-subject covariance structure with the aggregated data. Statistical inferences based on aggregated data may be misinterpreted (Fisher et al., 2018). In particular, analysis based on aggregated data may result in an issue termed ecological fallacy or Simpson's paradox (Piantadosi et al., 1988; Freedman, 1999; Hamaker, 2012; Epskamp et al., 2018).

Additionally, in high-dimensional settings where p could be much larger than m or N , the sample covariance estimate is no longer positive definite, making it less amenable for

interpretation or downstream statistical tasks. To our best knowledge, there is no research on covariance structure learning for high-dimensional repeated measures data. We fill in this methodological gap in this paper by proposing two new sparse positive definite estimators, one for the within-subject covariance Σ_ε and one for the between-subject covariance matrix Σ_b . We demonstrate the benefit of our proposed estimator of Σ_b by comparing both theoretically and numerically with two other estimators that have been previously studied in different settings.

2 Sparse Estimation of Σ_ε and Σ_b

Most of the recent approaches to estimating large covariance matrix involve regularized estimation based on an unbiased estimate of the target covariance matrix. In the setting with independent and identically distributed samples, it is straightforward to use the sample covariance matrix as an unbiased estimate, and methods in literature differ in various approaches to imposing regularization. Specifically, methods based on thresholding the sample covariance matrix have been well-studied (Bickel & Levina, 2008a; Bickel and Levina, 2008b; Cai & Yuan, 2012), and further improvements have been developed to ensure positive definiteness in the resulting estimates (Rothman et al., 2009; Rothman, 2012; Xue et al., 2012; Cui et al., 2016). Bien & Tibshirani (2011) proposed a penalized likelihood procedure for estimating a sparse covariance matrix, which could be computationally intensive due to the non-convexity of the likelihood in the covariance matrix.

In model (1), however, it is nontrivial to obtain unbiased estimate of the two covariance matrices. We consider the following unbiased estimates:

$$\hat{\Sigma}_\varepsilon = \left(\sum_{i=1}^m n_i - m \right)^{-1} \sum_{i=1}^m \sum_{j=1}^{n_i} (\mathbf{Y}_{ij} - \bar{\mathbf{Y}}_{i\cdot})(\mathbf{Y}_{ij} - \bar{\mathbf{Y}}_{i\cdot})^\top, \quad \hat{\Sigma}_b = \hat{\Sigma} - \sum_{i=1}^m (mn_i)^{-1} \hat{\Sigma}_\varepsilon. \quad (4)$$

The sample estimate $\hat{\Sigma}_\varepsilon$ is an unbiased estimate of Σ_ε (Rao & Heckler, 1998). From (2), $\hat{\Sigma}_b$ is an unbiased estimate of Σ_b , and is a multivariate extension of the unweighted sum-of-squares estimator in Rao & Sylvestre (1984).

Note that $\hat{\Sigma}_\varepsilon$ in (4) may be singular in high-dimensional settings where $p > m$, while $\hat{\Sigma}_b$ may not be positive semi-definite for any dimensions. In particular, the diagonal elements in $\hat{\Sigma}_b$ could be negative. To derive sparse and positive-definite estimates of Σ_ε and Σ_b , we follow Xue et al. (2012) and consider the following optimization problem for a generic input matrix B ,

$$\min_{\Sigma \geq \delta I_p} \frac{1}{2} \|\Sigma - B\|_F^2 + \lambda |\Sigma|_1, \quad (5)$$

where $\|\cdot\|_F$ is the Frobenius norm and $|\cdot|_1$ is the ℓ_1 -norm of the off-diagonal elements of the input matrix. The constraint $\Sigma \geq \delta I_p$ imposes positive semi-definiteness on $\Sigma - \delta I_p$, which results in a positive definite solution to (5) with a small value of $\delta > 0$. This positive definiteness constraint is essential to provide a usable and accurate estimate (see Table 1 in Appendix B.2 for numeric evidence). A solution to (5) is simultaneously sparse, positive definite, and close to the input matrix B , which is usually set as an unbiased sample estimate. Let $\hat{\Sigma}_\varepsilon^+$ and $\hat{\Sigma}_b^+$ be sparse and positive definite estimates of Σ_ε and Σ_b as solutions of (5) with $B = \hat{\Sigma}_\varepsilon$ and $B = \hat{\Sigma}_b$, respectively. We study $\hat{\Sigma}_\varepsilon^+$ and $\hat{\Sigma}_b^+$ theoretically and numerically.

In addition, to illustrate the suboptimality of using group aggregation in estimating either covariance matrix, we further study $\hat{\Sigma}^+$, which is defined as a solution of (5) with $B = \hat{\Sigma}$ in (2). The values of the tuning parameter λ in (5) associated with these three estimators are different.

The convex optimization problem (5) can be written equivalently as

$$\min_{\Sigma, \Theta} \left\{ \frac{1}{2} \|\Sigma - B\|_F^2 + \lambda |\Theta|_1 : \Sigma = \Theta, \Sigma \geq \delta I_p \right\},$$

which we solve using the alternating direction method of multipliers (Boyd et al., 2010). Specifically, the algorithm iteratively minimizes the following augmented Lagrangian

$$L(\Sigma, \Theta; \Lambda) = \frac{1}{2} \|\Sigma - B\|_F^2 + \lambda |\Theta|_1 + \langle \Lambda, \Sigma - \Theta \rangle + \frac{\rho}{2} \|\Sigma - \Theta\|_F^2,$$

over Σ , Θ , and the dual variable Λ using the following updates until convergence:

$$\Sigma \leftarrow \operatorname{argmin}_{\Sigma \geq \delta I_p} L(\Sigma, \Theta; \Lambda) = \frac{1}{1+\rho} (B + \rho \Theta - \Lambda, \delta)_+, \quad (6)$$

$$\Theta \leftarrow \operatorname{argmin}_{\Theta} L(\Sigma, \Theta; \Lambda) = \mathcal{S}_{\lambda/\rho} \left(\Sigma + \frac{1}{\rho} \Lambda \right), \quad (7)$$

$$\Lambda \leftarrow \Lambda + \rho(\Sigma - \Theta).$$

The update in (6) computes the projection onto a positive semi-definite cone, where $(M, \delta)_+ = \sum_{j=1}^p \max(\lambda_j, \delta) v_j^T v_j$ for a generic matrix $M \in \mathbb{R}^{p \times p}$ with the eigendecomposition $M = \sum_{j=1}^p \lambda_j v_j^T v_j$. The update in (7) evaluates element-wise soft-thresholding operators, where $\{\mathcal{S}_b(M)\}_{jk} = \operatorname{sign}(M_{jk}) \max(|M_{jk}| - b, 0)$ for any matrix M and scalar $b \geq 0$. We follow Boyd et al. (2010) for practical considerations in this algorithm, including the initial values, the stopping criterion, and the updating strategy for the optimization parameter ρ , and refer to Appendix A for further implementation details. This algorithm has been widely used in the literature of covariance estimation (e.g., Bien & Tibshirani, 2011; Xue et al., 2012) with well-established convergence analysis (Nishihara et al., 2015). The computational complexity of each update is dominated by the eigendecomposition in (6), which requires $O(p^3)$ operations. A linearized alternating direction method of multipliers (Qiao et al., 2016) could be used to improve the computational complexity by avoiding the repeated eigendecompositions.

3 Theoretical Properties

3.1 Notations and assumptions

In this section, we derive finite-sample estimation error rate of our proposed estimators $\hat{\Sigma}_\varepsilon^+$ (in Section 3.2) and $\hat{\Sigma}_b^+$ (in Section 3.3), and establish their asymptotic consistency. In comparison, we further establish that $\hat{\Sigma}^+$ is inconsistent in estimating Σ_b due to a non-vanishing bias even with infinite number of subjects, and thus illustrating the pitfall of the sample estimator (2) based on the aggregated data.

We observe $\mathbf{Y}_{ij} \in \mathbb{R}^p$, which is the j -th repeated measurement of the i -th subject for $j = 1, \dots, n_i$ and $i = 1, \dots, m$, following the model (1), where ε_{ij} and \mathbf{b}_i are p -dimensional sub-Gaussian random vectors with the true within and between covariance $\operatorname{cov}(\varepsilon_{ij}) = \Sigma_\varepsilon^0$ and $\operatorname{cov}(\mathbf{b}_i) = \Sigma_b^0$ respectively, and \mathbf{b}_i and ε_{ij} are mutually independent. Let $N = \sum_{i=1}^m n_i$

be the total number of observations. We consider the following class of sparse covariance matrices:

$$\mathcal{U}(M, s) = \left\{ \Sigma \in \mathbb{S}_{++}^{p \times p} : \max_k \Sigma_{kk} \leq M, \max_k \sum_{\ell=1}^p 1(\Sigma_{k\ell} \neq 0) \leq s \right\},$$

where $\mathbb{S}_{++}^{p \times p}$ is the set of all p -by- p symmetric positive definite matrices, and $\Sigma_{k,\ell}$ is the (k, ℓ) -th entry of Σ . A matrix in $\mathcal{U}(M, s)$ has bounded variance M and maximum row-wise (and by symmetry, column-wise) sparsity level s . For simplicity of presentation, we drop the potential dependence of M and s on p .

3.2 Estimation error rate for the within-subject covariance estimator

Theorem 1 (Estimation Error Rate of $\hat{\Sigma}_\varepsilon^+$). *Consider the true within-subject covariance matrix $\Sigma_\varepsilon^0 \in \mathcal{U}(M_\varepsilon, s_\varepsilon)$. Let $\lambda_\varepsilon = C_1(N \log p)^{1/2}/(N - m)$ be the value of the tuning parameter λ in (5) for a sufficiently large constant $C_1 > 0$. If $\log p \leq N$, the proposed within-subject estimator $\hat{\Sigma}_\varepsilon^+$ satisfies*

$$\left\| \hat{\Sigma}_\varepsilon^+ - \Sigma_\varepsilon^0 \right\|_F \leq 5\lambda_\varepsilon (ps_\varepsilon)^{1/2}$$

with probability at least $1 - 4p^{-C_2}$, where $C_2 > 0$ only depends on C_1 and M_ε .

The term $(ps_\varepsilon)^{1/2}$ in the error rate above represents the overall sparsity of the true covariance matrix Σ_ε^0 . This dependence on sparsity level has also been noted in Rothman et al. (2008) and Xue et al. (2012) over slightly different matrix classes. Notably, the estimation error rate does not depend M_ε or on the exact values of n_i for $i = 1, \dots, m$. Instead, the effective sample size in λ is $N^{1/2} - N^{-1/2}m$, which only depends on the total observation number N and the number of subjects m .

Remark 1. When the number of subject m is relatively small compared with the total number of observations N in the scale of $m = o(N^{1/2})$, Theorem 1 implies that

$$\left\| \hat{\Sigma}_\varepsilon^+ - \Sigma_\varepsilon^0 \right\|_F = O_P \left\{ (ps_\varepsilon N^{-1} \log p)^{1/2} \right\}.$$

where $X_n = O_P(a_n)$ means that for a set of random variables X_n and a corresponding set of constants a_n , X_n/a_n is bounded by a positive constant with probability approaching 1. This rate coincides with those in Bickel and Levina (2008b); Rothman et al. (2008, 2009); Cai & Liu (2011); Xue et al. (2012), which are derived based on the assumption of independent and identically distributed observations.

Remark 2. On the other hand, with $m = O(N)$, e.g., when the number of repeated measurements of each subject is bounded by a constant, and thus the number of subjects m grows linearly with the total number of observations N , Theorem 1 implies that

$$\left\| \hat{\Sigma}_\varepsilon^+ - \Sigma_\varepsilon^0 \right\|_F = O_P \left\{ (ps_\varepsilon m^{-1} \log p)^{1/2} \right\}.$$

In this scenario, m plays the role of the effective sample size, and estimation consistency is achieved only if m is large enough.

3.3 Estimation error rate for the between-subject covariance estimator

Theorem 2 (Estimation Error Rate of $\hat{\Sigma}_b^+$). *Consider the true between-subject covariance matrix $\Sigma_b^0 \in \mathcal{U}(M_b, s_b)$ and the true within-subject covariance matrix $\Sigma_\varepsilon^0 \in \mathcal{U}(M_\varepsilon, s_\varepsilon)$. Let*

$$\lambda_b = C_1 \left(\frac{\log p}{m} \right)^{1/2} + C_2 \frac{(N \log p)^{1/2}}{(N - m)n^*} + \frac{M_b}{m} + \frac{M_\varepsilon}{mn^*} \quad (8)$$

be the value of the tuning parameter λ in (5) for sufficiently large $C_1, C_2 > 0$, where $n^ = m / \sum_{i=1}^m n_i^{-1}$. If $\log p \leq m$, then the proposed between-subject estimator $\hat{\Sigma}_b^+$ satisfies*

$$\left\| \hat{\Sigma}_b^+ - \Sigma_b^0 \right\|_F \leq 10\lambda_b (ps_b)^{1/2}$$

with probability at least $1 - 8p^{-C_3}$, where $C_3 > 0$ only depends on C_1, C_2 and $\max(M_\varepsilon, M_b)$.

Unlike the estimation error rate for $\hat{\Sigma}_\varepsilon$ in Theorem 1, the rate for $\hat{\Sigma}_b$ depends on the distribution of n_i 's via the term n^* . A naive upper bounds hold that $n^* \leq (\min_i n_i)^{-1} \leq 1$, which implies that the second term in λ_b is no worse than λ_ε in Theorem 1. The rate in λ_b is thus dominated by $(m^{-1} \log p)^{1/2}$.

Recall from (3) that $\hat{\Sigma}$ has a bias of Σ_ε/n^* in estimating Σ_b . In practice, $\hat{\Sigma}$ has been misused to provide a sample estimate for subsequent regularized estimation (Epskamp et al., 2018). We establish the following estimation error rate for $\hat{\Sigma}^+$, which is defined as the solution to (5) with input sample matrix $B = \hat{\Sigma}$, to illustrate that the bias in the sample estimate is carried over to the regularized estimation.

Theorem 3 (Estimation Error Rate of $\hat{\Sigma}^+$). *Consider the true between-subject covariance matrix $\Sigma_b^0 \in \mathcal{U}(M_b, s_b)$ and the true within-subject covariance matrix $\Sigma_\varepsilon^0 \in \mathcal{U}(M_\varepsilon, s_\varepsilon)$. Let*

$$\lambda_0 = C_1 \left(\frac{\log p}{m} \right)^{1/2} + \frac{M_b}{m} + \frac{M_\varepsilon}{n^*}$$

be the value of the tuning parameter λ in (5) for sufficiently large $C_1 > 0$, and the same n^ defined in Theorem 2. If $\log p \leq m$, then the naive between-subject estimator $\hat{\Sigma}^+$ satisfies*

$$\left\| \hat{\Sigma}^+ - \Sigma_b^0 \right\|_F \leq 10\lambda_0 (ps_b)^{1/2}$$

with probability at least $1 - 4p^{-C_2}$, where $C_2 > 0$ only depends on C_1 and $\max(M_\varepsilon, M_b)$.

The estimation error rate of $\hat{\Sigma}^+$ is strictly worse than that of $\hat{\Sigma}_b^+$ due to the dominant term M_ε/n^* in λ_0 , which corresponds to the bias in (3). For example, in the balanced setting where $n_i = n_1$ for all $i = 1, \dots, m$, it holds that $n_* = n_1$ and this extra term does not vanish even if $m \rightarrow \infty$ as long as $c = O(1)$. This observation suggests the inferior performance of using $\hat{\Sigma}^+$ in estimating Σ_b . We also provide similar inconsistent result of using $\hat{\Sigma}^+$ in estimating Σ_ε in Appendix C.2.

In some scenarios, estimation of between-subject and within-subject correlation matrices, instead of covariance matrices, is of interest, and can be obtained similarly in the proposed framework. We provide estimation error rates of the two sparse positive definite estimators in Appendix C.3.

4 Comparison between two unbiased estimators of Σ_b

There are other unbiased estimates of Σ_b . We now consider a commonly used unbiased estimator based on the multivariate analysis of variance (Rao & Heckler, 1998):

$$\tilde{\Sigma}_b = \frac{1}{n_0} \left\{ \sum_{i=1}^m \frac{n_i}{m-1} (\bar{\mathbf{Y}}_{i\cdot} - \bar{\mathbf{Y}}_{\cdot\cdot})(\bar{\mathbf{Y}}_{i\cdot} - \bar{\mathbf{Y}}_{\cdot\cdot})^\top - \hat{\Sigma}_\varepsilon \right\}, \text{ where } n_0 = \frac{N - N^{-1} \sum_{i=1}^m n_i^2}{m-1}, \quad (9)$$

and $\bar{\mathbf{Y}}_{i\cdot} = n_i^{-1} \sum_{j=1}^{n_i} \mathbf{Y}_{ij}$, $\bar{\mathbf{Y}}_{\cdot\cdot} = N^{-1} \sum_{i=1}^m \sum_{j=1}^{n_i} \mathbf{Y}_{ij}$, and $N = \sum_{i=1}^m n_i$.

It is straightforward to show that $E(\tilde{\Sigma}_b) = \Sigma_b$. However, just like $\hat{\Sigma}_b$ in (4), the diagonal elements of $\tilde{\Sigma}_b$ could be negative, which is undesirable for an estimate of Σ_b . Specifically, in the setting where \mathbf{b}_i and ε_{ij} follow Gaussian distributions and n_i 's are equal for all i , it can be shown that $\text{pr}(\tilde{\Sigma}_{b,k,k} < 0)$ decreases with $\Sigma_{b,k,k}^0 / \Sigma_{\varepsilon,k,k}^0$. An adjustment for negative diagonal values of $\tilde{\Sigma}_b$ is proposed in Rao & Heckler (1998) based on the assumption that $\hat{\Sigma}_\varepsilon$ is positive definite, which is violated in the high-dimensional settings.

We demonstrate an additional limitation of using $\tilde{\Sigma}_b$, in comparison with $\hat{\Sigma}_b$, in obtaining a sparse positive definite estimate of Σ_b . Define $\tilde{\Sigma}_b^+$ as a solution of (5) with $B = \tilde{\Sigma}_b$. The following theorem shows that the performance of $\tilde{\Sigma}_b^+$ hinges on the imbalance of data:

Theorem 4 (Estimation Error Rate of $\tilde{\Sigma}_b^+$). *Consider the true between-subject covariance matrix $\Sigma_b^0 \in \mathcal{U}(M_b, s_b)$ and the true within-subject covariance matrix $\Sigma_\varepsilon^0 \in \mathcal{U}(M_\varepsilon, s_\varepsilon)$. Let*

$$\tilde{\lambda}_b = C_1 \frac{\max_i n_i}{n_0} \left(\frac{\log p}{m} \right)^{1/2} + C_2 \frac{(N \log p)^{1/2}}{n_0(N-m)} + \frac{(2N - n_0 m) M_b}{2n_0 m} + \frac{M_\varepsilon}{n_0 m}$$

be the value of the tuning parameter λ in (5) for sufficiently large $C_1, C_2 > 0$. If $\log p \leq m$, then $\tilde{\Sigma}_b^+$ satisfies

$$\left\| \tilde{\Sigma}_b^+ - \Sigma_b^0 \right\|_F \leq 10 \tilde{\lambda}_b (ps_b)^{1/2}$$

with probability at least $1 - 8p^{-C_3}$, where $C_3 > 0$ only depends on C_1, C_2 and $\max(M_\varepsilon, M_b)$.

We define the imbalance of the dataset as $\max_i n_i / n_0 > 1 \geq 1$, where n_0 is the effective sample size in (9). In the balanced dataset where all n_i 's are equal, we have $\max_i n_i / n_0 = 1$ and the two estimators coincide $\hat{\Sigma}_b^+ = \tilde{\Sigma}_b^+$. This equivalence is also reflected by the same estimation error rate since $\lambda_b = \tilde{\lambda}_b$. When n_i 's are not all equal, the imbalance $\max_i n_i / n_0 > 1$ increases with $\max_i n_i$ for fixed m and N . Comparing the first term in λ_b and $\tilde{\lambda}_b$, the estimation error rate of $\tilde{\Sigma}_b^+$ in the dimension p is strictly worse than that of $\hat{\Sigma}_b^+$, which does not depend on the imbalance of the dataset. We numerically verify this comparison in Section 5, and demonstrate that the practical performance of $\tilde{\Sigma}_b^+$ could be very sensitive to the imbalance of the data.

5 Simulation studies

5.1 General settings

In this section, we evaluate the numeric performance of our proposed estimator $\hat{\Sigma}_\varepsilon^+$ for within-subject covariance and $\hat{\Sigma}_b^+$ for between-subject covariance, and compare $\hat{\Sigma}_b^+$ with the

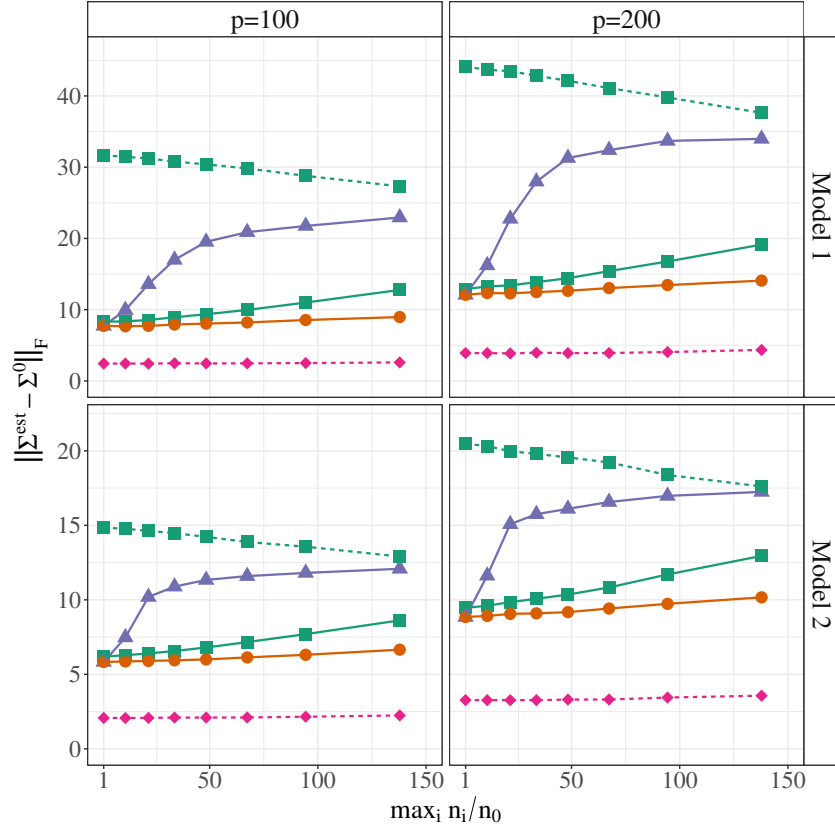


Figure 1: Average estimation errors (in Frobenius norm, over 100 replicates) for two between-subject (solid) and one within-subject (dash) covariance matrix estimator: $\hat{\Sigma}_b^+$ (purple triangle), $\hat{\Sigma}_b^+$ (orange circle), and $\hat{\Sigma}_\varepsilon^+$ (pink diamond). The estimation error of the estimator using the aggregated data ($\hat{\Sigma}^+$, green square) is evaluated in estimating the within-subject (dash) and the between-subject (solid) covariance matrices. The x -axis is $\max_i n_i/n_0$, which characterizes the imbalance of the data.

two competing between-subject covariance estimators $\hat{\Sigma}^+$ and $\hat{\Sigma}_b^+$ as discussed in previous sections.

In each of the subsequent subsections, we generate observations \mathbf{Y}_{ij} from model (1), where $\mathbf{b}_i \sim N(\mathbf{0}, \Sigma_b^0)$ and $\varepsilon_{ij} \sim N(\mathbf{0}, \Sigma_\varepsilon^0)$. All estimators in comparison are defined as solutions to the optimization problem (5) with different input sample covariance matrices. We use 5-fold cross-validation to select the optimal tuning parameter value λ in (5). We refer to Appendix B.1 for the details of the adopted cross-validation procedure.

5.2 General comparison

In Section 3 and Section 4 we have shown that the error rates of the estimators depend on various factors: the number of subjects m , the total number of observations N , the ambient dimension p , and for $\hat{\Sigma}_b^+$ the notion of imbalance of the data, i.e., $\max_i n_i/n_0$, where n_0 is defined in (9). To numerically verify the established theoretical results, we consider the following models:

Model 1. *Banded matrices with bandwidth = 10: set $(\Sigma_b^0)_{j,k} = (1 - |j - k|/10)_+$ and $(\Sigma_\varepsilon^0)_{j,k} = (-1)^{|k_1 - k_2|}(1 - |k_1 - k_2|/10)_+$.*

Model 2. *Covariance matrices corresponding to an AR(1) series: set $(\Sigma_b^0)_{j,k} = 0.6^{|j-k|}$ and $(\Sigma_\varepsilon^0)_{j,k} = (-0.6)^{|j-k|}$.*

with $p = 100$ and $p = 200$. We note that the same covariance structures had been used in Bickel & Levina (2008a); Rothman (2012); Xue et al. (2012); Cui et al. (2016). In each setting, we let $N = 1000$ and $m = 100$. Furthermore, to study the effect of imbalance of data on the estimation error, we set $n_i = a$ for $i = 1, 2, \dots, 99$, where the common number of repeated measurement can be varied as $a = \{3, 4, \dots, 9\}$, and $n_{100} = N - 99a$. By doing so, we generate settings where the notion of imbalance $\max_i n_i/n_0$ varies.

Figure 1 summarizes the estimation error (averaged over 100 replications) in Frobenius norm. We present the performance of four estimators: the within-subject estimator $\hat{\Sigma}_\varepsilon^+$ for estimating Σ_ε^0 , and three between-subject estimators $\hat{\Sigma}_b^+$ (our proposed method), $\tilde{\Sigma}_b^+$ (the ANOVA type estimator), and $\hat{\Sigma}^+$ (the aggregated estimator) for estimating Σ_b^0 and Σ_ε^0 . Among the three between-subject estimators, our proposed method $\hat{\Sigma}_b^+$ achieves the lowest estimation error rate in all simulation settings. Furthermore, as seen in Theorem 2, 3 and 4, the performance of $\hat{\Sigma}_b^+$ and $\hat{\Sigma}^+$ are much less sensitive to the data imbalance $\max_i n_i/n_0$ while the error of $\tilde{\Sigma}_b^+$ dramatically increases as the data become less balanced. Surprisingly, in all but the perfectly balanced case ($\max_i n_i/n_0 = 1$), we observe that $\tilde{\Sigma}_b^+$, which is built on the unbiased sample estimate (9), performs much worse than $\hat{\Sigma}^+$ which is built on the biased $\hat{\Sigma}$ in (2). This suggests the dominating role of data imbalance in the estimation error of $\tilde{\Sigma}_b^+$. The decreasing error of $\hat{\Sigma}^+$ in estimating Σ_ε^0 is consistent with Theorem 5 in Appendix C.2, which states that the error rate of $\|\hat{\Sigma}^+ - \Sigma_\varepsilon^0\|_F$ is inversely proportional to the imbalance score $\max_i n_i/n_0$.

To demonstrate the effectiveness of regularization, in Figure 2 we present the cross-validation curves and the receiver operating characteristic (ROC) for the estimators in Model 1 with $p = 100$ and three different levels of data imbalance. As observed of lower estimation error in Figure 1, estimation of Σ_ε^0 is an easier task than that of Σ_b^0 which can be seen by the significantly larger area under curve for $\hat{\Sigma}_\varepsilon^+$ than the three between-subject covariance estimators. The optimal values of λ for $\hat{\Sigma}_\varepsilon^+$, $\hat{\Sigma}_b^+$, and $\hat{\Sigma}^+$ are relatively stable across different levels of data imbalance, while the optimal value of λ for $\tilde{\Sigma}_b^+$ sharply fluctuates and generally increases with $\max_i n_i/n_0$. This indicates that large values of $\max_i n_i/n_0$ tends to result in more shrinkage of the off-diagonal entries in $\tilde{\Sigma}_b^+$ towards 0. This observation coincides with the error of $\tilde{\Sigma}_b^+$ in Frobenius norm in Figure 1 for large values of $\max_i n_i/n_0$.

While the support recovery guarantees would be an interesting and challenging problem for future research, we observe numerically that the data imbalance seems to have no effect on the edge selection performance of $\hat{\Sigma}_\varepsilon^+$, $\hat{\Sigma}_b^+$, and $\hat{\Sigma}^+$, which is the pattern in the established estimation error rates. In contrast, $\tilde{\Sigma}_b^+$ suffers in sparsity recovery performance from the data imbalance.

5.3 Understanding the effects of the bias in sample estimates

As seen in Figure 1 and Figure 2, the estimator $\hat{\Sigma}^+$ that we claimed to be misused in practice, which is based on the biased sample estimate $\hat{\Sigma}$, surprisingly has rather acceptable numerical performance. In this subsection, we investigate this observation by comparing our

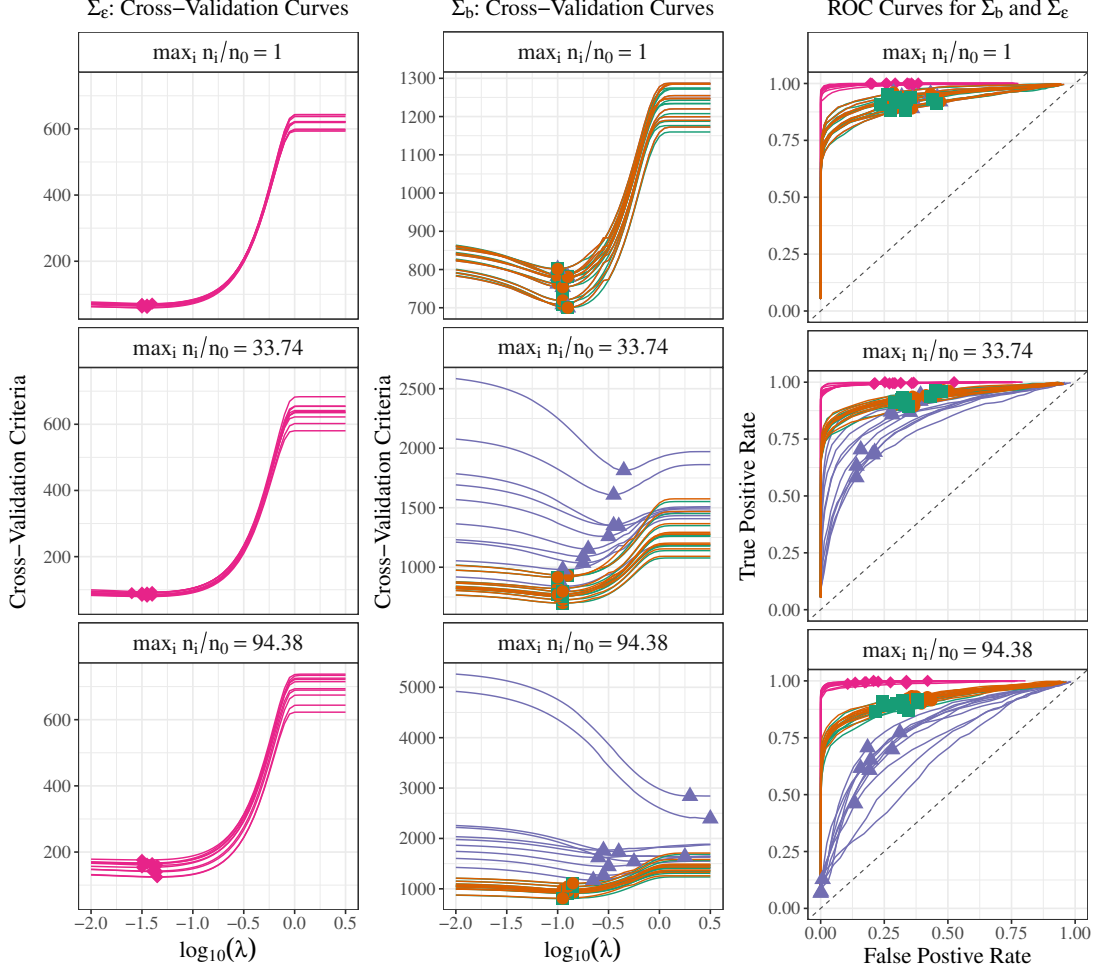


Figure 2: Cross-validation curves and receiver operating characteristic (ROC) curves between-subject and within-subject sparsity recovery in Model 1 with $p = 100$ and different values of $\max_i n_i/n_0$. For simplicity of presentation, we randomly select 10 out of the 100 replicates. The left and middle panel exhibits the cross-validation curves of each replicate for within-subject and between-subject covariance estimators: $\tilde{\Sigma}_\varepsilon^+$ (pink), $\tilde{\Sigma}_b^+$ (purple), $\hat{\Sigma}^+$ (green), and $\hat{\Sigma}_b^+$ (orange). And the diamonds ($\tilde{\Sigma}_\varepsilon^+$), triangles ($\tilde{\Sigma}_b^+$), squares ($\hat{\Sigma}^+$), and circles ($\hat{\Sigma}_b^+$) in these two panels are the minimum cross-validation values of each curve. In the right panel, each curve represents the ROC curve for one replicate. The diamonds ($\tilde{\Sigma}_\varepsilon^+$), triangles ($\tilde{\Sigma}_b^+$), squares ($\hat{\Sigma}^+$), and circles ($\hat{\Sigma}_b^+$) represent the true positive rate and false positive rate corresponding to the estimators with λ value selected by cross-validation.

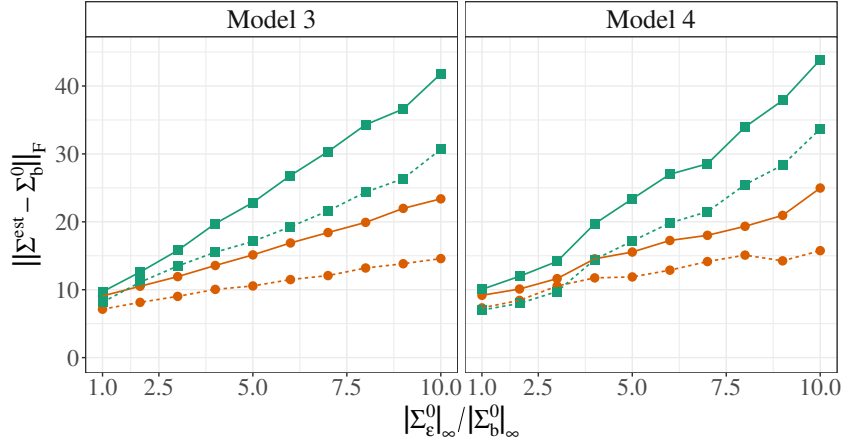


Figure 3: Average (over 100 replicates) estimation errors for the two between-subject sample covariance (solid) estimators ($\hat{\Sigma}$ and $\hat{\Sigma}_b$) and their corresponding positive definite ℓ_1 -penalized (dash) covariance estimators ($\hat{\Sigma}^+$ and $\hat{\Sigma}_b^+$). The horizontal axis is the inverse signal-to-noise ratio, i.e., $|\Sigma_\varepsilon^0|_\infty/|\Sigma_b^0|_\infty$, while the vertical axis is the estimation error in Frobenius norm. The estimation errors of $\hat{\Sigma}$ and $\hat{\Sigma}^+$ are marked in green, and the estimation errors of $\hat{\Sigma}_b$ and $\hat{\Sigma}_b^+$ are marked in orange.

proposed between-subject estimator $\hat{\Sigma}_b^+$ with $\hat{\Sigma}^+$. We consider two modifications of Model 1 as follows:

Model 3. For any given $a > 0$, we set $(\Sigma_b^0)_{j,k} = (1 - |j - k|/10)_+$ and $(\Sigma_\varepsilon^0)_{j,k} = a(1 - |j - k|/10)_+$.

Model 4. For any given $a > 0$, we set $(\Sigma_b^0)_{j,k} = (1 - |j - k|/10)_+$ and $(\Sigma_\varepsilon^0)_{j,k} = a(-1)^{|j-k|}(1 - |j - k|/10)_+$.

From (3), the matrix of Σ_ε can be considered as the noise for estimating Σ_b . We thus define the inverse signal-to-noise ratio $|\Sigma_\varepsilon^0|_\infty/|\Sigma_b^0|_\infty$. By varying $|\Sigma_\varepsilon^0|_\infty/|\Sigma_b^0|_\infty = a \in \{1, 2, \dots, 10\}$ in Model 3 and Model 4, we construct settings where the relative signal strength from Σ_ε and Σ_b is different. In comparison with Model 3, we alternate the signs of sub-diagonal elements in Σ_ε^0 in Model 4. For each example we generate balanced data with $n_i = 5$ for $i = 1, \dots, m = 100$ and $p = 50$. Estimation error in Frobenius norm are summarized (over 100 replications) in Figure 3.

In general, our proposed between-subject sample estimate $\hat{\Sigma}_b$ significantly outperforms $\hat{\Sigma}$ in both examples. This demonstrates the effect of the bias-correction as in (3). Moreover, for both sample estimators, their regularized versions (dash lines) achieve lower estimation error, indicating the benefit of regularization.

Surprisingly, as $|\Sigma_\varepsilon^0|_\infty/|\Sigma_b^0|_\infty$ gets relatively small, $\hat{\Sigma}^+$ achieves an even smaller estimation error than $\hat{\Sigma}_b^+$. This is an interesting cancellation of two biases with opposite signs: the estimation bias in the sample estimate $\hat{\Sigma}$ and the shrinkage bias in the ℓ_1 -penalty. Specifically, for any index pair (j, k) , (3) indicates that the bias of $\hat{\Sigma}_{j,k}$ in estimating $(\Sigma_b^0)_{j,k}$ is $\sum_i (mn_i)^{-1} (\Sigma_\varepsilon^0)_{j,k}$. In cases where $(\Sigma_\varepsilon^0)_{j,k}$ and $(\Sigma_b^0)_{j,k}$ have same signs (as in Model 3), this sample estimation bias has the opposite effect from the shrinkage bias from the ℓ_1 penalty. Consequently, these two biases could cancel each other when they have similar magnitudes, which is achieved when $(\Sigma_\varepsilon^0)_{j,k}$ is on the similar scale as λ , and thus resulting in the surpris-

ingly better performance of $\hat{\Sigma}_b$ than $\hat{\Sigma}_b^+$. Notably, when the estimation bias (as characterized by $|\Sigma_\varepsilon^0|_\infty/|\Sigma_b^0|_\infty$) is too large to be cancelled by the shrinkage bias, or when both biases have same signs (as in Model 4), the performance of $\hat{\Sigma}_b^+$ is dominating that of $\hat{\Sigma}^+$.

6 Covariance Graphs of Clinical Variables from Hemodialysis Patients

We apply our proposed methods to estimate the between-subject and within-subject covariance structures among some clinical variables collected from hemodialysis patients. Hemodialysis is a treatment that filters wastes and fluid from patients' blood when the kidneys no longer function well. Hemodialysis patients usually follow a strict schedule by visiting a dialysis center about three times a week. Clinical variables, such as blood pressure and pulse, are measured during each treatment. Since numerous metabolic changes accompanying impaired kidney function affect all organ systems of the human body, it is imperative to study correlations among clinical variables. Those clinical variables are measured repeatedly for each hemodialysis patient at each treatment. We will investigate correlation structures at the patient (between-patient) and treatment (within-patient) levels.

We use a dataset of measurements of several clinical and laboratory variables during 2018 and 2021 from 5,000 hemodialysis patients. For homogeneity, we consider white, non-diabetic, and non-Hispanic male patients who never had a COVID-19-positive polymerase chain reaction test. To avoid large fluctuations in the first year of dialysis, we use the measurements starting from the second year. We select 276 patients with at least three complete treatment records every 30 days. And the number of observations for different patients varies dramatically. As in Section 5, we compute the imbalance of the dataset as $\max_i n_i/n_0 = 2.54$. For simplicity, we focus on the relationships among interdialytic weight gain, blood pressure, and heart rate. Based on Ipema et al. (2016), we consider the following eight variables: `idwg` (interdialytic weight gain, kg), `ufv` (ultrafiltration volume, L), `min_sbp` (minimum systolic blood pressure, mmHg), `min_dbp` (minimum diastolic blood pressure, mmHg), `max_sbp` (maximum systolic blood pressure, mmHg), `max_dbp` (maximum diastolic blood pressure, mmHg), `min_pulse` (minimum pulse, beats/min), and `max_pulse` (maximum pulse, beats/min). In our analysis, `ufv` is set to be the difference between predialysis and postdialysis weight within a hemodialysis session.

We are interested in recovering the correlation structures at the patient and the treatment level. Estimating the correlation matrix corresponds to recovering the correlation graph, where the nodes represent the random variables of interested and the edges presents marginal correlation between the nodes (Chaudhuri et al., 2007). We apply our method to repeated clinical measurements from these 276 patients. The regularization parameters are chosen by 5-fold cross-validation with the one standard error rule (Hastie et al., 2009). In Figure 4, we present our proposed estimates of the within-subject (left panel) and between-subject (middle panel) correlation. For comparison, we also include the estimate using aggregated data (right panel). We observe that the correlation graph recovered using aggregated data coincides with our between-subject estimate. This is consistent with Theorem 3 for the small value of $\max_i n_i/n_0$ in this dataset. However, recovering the correlation graph at the treatment level (within-subject) is more important for hemodialysis treatment. The aggregated estimator $\hat{\Sigma}^+$ in estimating Σ_ε will miss the important information between clinical measurements. Thus, many existing biological studies based on the aggregated

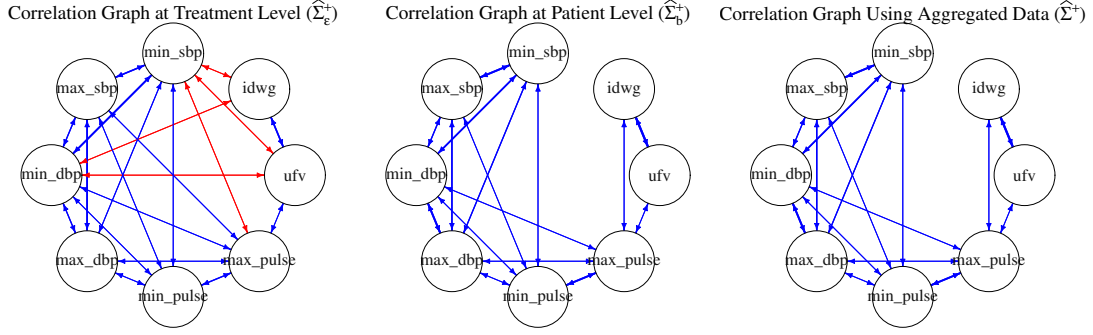


Figure 4: Within-subject (left), between-subject (middle) correlation graphs and correlation graph using aggregated data (right) for clinical variables from hemodialysis patients. We present correlation matrices with the convention of using bi-directed covariance graphs (Chaudhuri et al., 2007). The blue edges correspond to the positive correlations, while the red edges represent the negative correlations. The width of an edge corresponds to the strength of the correlation.

measurements may lead to erroneous conclusions.

We illustrate several important recovered correlations in $\hat{\Sigma}_\epsilon^+$ that have been missed in either $\hat{\Sigma}_b^+$ or $\hat{\Sigma}^+$. Specifically, salt and fluid intake between two hemodialysis sessions lead to interdialytic weight gain. A dialyzer, an artificial kidney, should filter the cumulation of waste and fluid. Ultrafiltration volume measures the waste and fluid removed from patients’ blood. Consequently, higher *idwg* leads to larger *ufv*, confirmed by the positive correlation between *idwg* and *ufv* at the treatment level in Figure 4. A rapid removal of fluid from a patient’s blood results in the depletion of blood volume and subsequently leads to a decrease in systolic blood pressure, confirmed by the negative correlation between *ufv* and *min_sbp* at the treatment level in Figure 4. The lowered blood pressure will be compensated by heart functionality, which elevates the heart rate, again confirmed by the negative correlation between *min_sbp* and *max_pulse* at the treatment level in Figure 4. However, no relationships among *idwg*, *max_pulse* and *min_sbp* have been observed at patient level in the middle panel of Figure 4. This implies that we should focus on correlations between clinical measurements at the treatment level rather than the patient level when evaluating the effectiveness of hemodialysis.

Acknowledgement

This research was partially supported by NIH grant R01DK130067. We thank Fresenius Medical Care North America for providing de-identified data and Dr. Hanjie Zhang for discussing real data analysis.

Appendices

The appendices include proofs of the theoretical results, computational details and additional data analyses.

A Further Details on Optimization Algorithm Implementation

The complete algorithm solving the convex optimization problem (5) is summarized in Algorithm 1.

Algorithm 1 ADMM Procedure for solving (5)

Input: $(\delta, \lambda, \rho^{(0)}, A, \Sigma^{(0)}, \Theta^{(0)}, \Lambda^{(0)})$.

- 1: Repeat
 - 2: $\Sigma^{(l+1)} \leftarrow \frac{1}{1+\rho} (A + \rho\Theta^{(l)} - \Lambda^{(l)}, \delta)_+$
 - 3: $\Theta^{(l+1)} \leftarrow \mathcal{S}_{\lambda/\rho} \left(\Sigma^{(l+1)} + \frac{1}{\rho}\Lambda^{(l)} \right)$
 - 4: $\Lambda^{(l+1)} \leftarrow \Lambda^{(l)} + \rho (\Sigma^{(l+1)} - \Theta^{(l+1)})$
 - 5: Update $\rho^{(l+1)}$ based on equation (3.13) in Boyd et al. (2010)
 - 6: Until convergence
-

A reasonable stopping criteria suggested by Boyd et al. (2010) is

$$\|\Sigma^{(l+1)} - \Theta^{(l+1)}\|_F \leq \epsilon^{\text{pri}} \quad \text{and} \quad \|\rho(\Theta^{(l+1)} - \Theta^{(l)})\|_F \leq \epsilon^{\text{dual}}. \quad (10)$$

where ϵ^{pri} and ϵ^{dual} are positive feasibility tolerances for the primal and dual feasibility conditions. ϵ^{pri} and ϵ^{dual} are controlled by an absolute criterion ϵ^{abs} and a relative criterion ϵ^{rel} , such as,

$$\begin{aligned} \epsilon^{\text{pri}} &= p\epsilon^{\text{abs}} + \epsilon^{\text{rel}} \max\{\|\Sigma^{(l+1)}\|_F, \|\Theta^{(l+1)}\|_F\}, \\ \epsilon^{\text{dual}} &= p\epsilon^{\text{abs}} + \epsilon^{\text{rel}} \|\Lambda^{(l+1)}\|_F, \end{aligned} \quad (11)$$

where $\epsilon^{\text{abs}} > 0$ and $\epsilon^{\text{rel}} > 0$. In the numerical studies, we choose $\epsilon^{\text{abs}} = \epsilon^{\text{rel}} = 10^{-8}$. Choice of ρ can have a great impact on the practical convergence of the alternating direction method procedure. And to improve the convergence, we adopt an adaptive strategy described in Boyd et al. (2010) for varying penalty parameter ρ . In practice, we use the soft-thresholding estimators based on the sample estimates as the initial $(\Sigma^{(0)}, \Theta^{(0)})$. And the initial input for $\Lambda^{(0)}$ is a zero matrix. The initial penalty parameter ρ is 0.1. Without the positive semi-definite constraints of Σ_ε and Σ_b in (5), the unconstrained solutions will be $\mathcal{S}_\lambda(\hat{\Sigma}_\varepsilon)$ and $\mathcal{S}_\lambda(\hat{\Sigma}_b)$ with $B = \hat{\Sigma}_\varepsilon$ and $B = \hat{\Sigma}_b$, respectively. For efficient computation, we always first check the positive semi-definiteness of $\mathcal{S}_\lambda(\hat{\Sigma}_\varepsilon)$ and $\mathcal{S}_\lambda(\hat{\Sigma}_b)$. If $\mathcal{S}_\lambda(\hat{\Sigma}_\varepsilon)$ and $\mathcal{S}_\lambda(\hat{\Sigma}_b)$ are positive semi-definite, they are the final solutions to (5), respectively. Otherwise, we will use Algorithm 1 to solve (5).

B More Results on Numerical Study

B.1 Tuning parameters selection

In the optimization problem (5), λ is the tuning parameter, and it controls the universal shrinkage of the sample estimates. We consider cross-validation method for tuning parameter selection (Bickel and Levina, 2008b; Rothman et al., 2009; Cai & Liu, 2011). We partition m groups into a set of m_1 groups, i.e., $\mathcal{T}_r = \{\mathbf{Y}_{ij} : i \in \mathcal{A}\}$ with $|\mathcal{A}| = m_1$ and another set of

$m - m_1$ groups, i.e., $\mathcal{T}_e = \{\mathbf{Y}_{ij} : i \in \mathcal{A}^c\}$ with $|\mathcal{A}^c| = m - m_1$ at random. Let $\hat{\Sigma}_\varepsilon^+\{\lambda, \hat{\Sigma}_\varepsilon(\mathcal{T}_r)\}$ and $\hat{\Sigma}_b^+\{\lambda, \hat{\Sigma}_b(\mathcal{T}_r)\}$ be the optimizers of our proposed method with the specified λ , where $\hat{\Sigma}_\varepsilon(\mathcal{T}_r)$ and $\hat{\Sigma}_b(\mathcal{T}_r)$ are our proposed sample estimators for Σ_ε^0 and Σ_b^0 based on m_1 groups. Denote $\hat{\Sigma}_\varepsilon(\mathcal{T}_e)$ and $\hat{\Sigma}_b(\mathcal{T}_e)$ as the sample estimators for Σ_ε^0 and Σ_b^0 based on $m - m_1$ groups. The cross-validation procedure is presented in Algorithm 2, where $\boldsymbol{\lambda}$ is the search range of the tuning parameter and H is the times of the split of the data.

Algorithm 2 Cross-Validation Procedure

Input: $\boldsymbol{\lambda}$ and $\{\mathbf{Y}_{ij} : 1 \leq i \leq m, 1 \leq j \leq n_i\}$.

Output:

$\hat{\lambda}_1 = \operatorname{argmin}_\lambda \sum_{\nu=1}^H \left\| \hat{\Sigma}_\varepsilon^+(\lambda, \hat{\Sigma}_\varepsilon(\mathcal{T}_r^{(\nu)})) - \hat{\Sigma}_\varepsilon(\mathcal{T}_e^{(\nu)}) \right\|_F^2 / H,$
 $\hat{\lambda}_2 = \operatorname{argmin}_\lambda \sum_{\nu=1}^H \left\| \hat{\Sigma}_b^+(\lambda, \hat{\Sigma}_b(\mathcal{T}_r^{(\nu)})) - \hat{\Sigma}_b(\mathcal{T}_e^{(\nu)}) \right\|_F^2 / H.$
1: **for** $\lambda \in \boldsymbol{\lambda}$ **do**
2: **for** $\nu = 1, \dots, H$ **do**
3: Divide $\{\mathbf{Y}_{ij} : 1 \leq i \leq m, 1 \leq j \leq n_i\}$ into $\mathcal{T}_r^{(\nu)}$ and $\mathcal{T}_e^{(\nu)}$;
4: Compute $\hat{\Sigma}_\varepsilon(\mathcal{T}_r^{(\nu)})$, $\hat{\Sigma}_b(\mathcal{T}_r^{(\nu)})$, $\hat{\Sigma}_\varepsilon(\mathcal{T}_e^{(\nu)})$, and $\hat{\Sigma}_b(\mathcal{T}_e^{(\nu)})$;
5: Compute $\hat{\Sigma}_\varepsilon^+(\lambda, \hat{\Sigma}_\varepsilon(\mathcal{T}_r^{(\nu)}))$ and $\hat{\Sigma}_b^+(\lambda, \hat{\Sigma}_b(\mathcal{T}_r^{(\nu)}))$.
6: **end for**
7: Compute $\sum_{\nu=1}^H \left\| \hat{\Sigma}_\varepsilon^+(\lambda, \hat{\Sigma}_\varepsilon(\mathcal{T}_r^{(\nu)})) - \hat{\Sigma}_\varepsilon(\mathcal{T}_e^{(\nu)}) \right\|_F^2 / H$ and $\sum_{\nu=1}^H \left\| \hat{\Sigma}_b^+(\lambda, \hat{\Sigma}_b(\mathcal{T}_r^{(\nu)})) - \hat{\Sigma}_b(\mathcal{T}_e^{(\nu)}) \right\|_F^2 / H$.
8: **end for**

B.2 Unconstrained estimators versus constrained estimators

We generate 100 independent data sets for both balanced Model 1 and Model 2 with $n_i = 2$ and $m = 100$. We compare the performance of the unconstrained estimators, $\mathcal{S}_\lambda(\hat{\Sigma}_\varepsilon)$ and $\mathcal{S}_\lambda(\hat{\Sigma}_b)$, and the constrained estimators, $\hat{\Sigma}_\varepsilon^+$ and $\hat{\Sigma}_b^+$, in terms of estimation errors and the percentage of positive definite estimators, where $\mathcal{S}_\lambda()$ is the soft-thresholding operator defined in Section 2. The simulation results are summarized in Table 1. In general, the constrained estimators have slightly better performance in term of the estimation errors. And for the percentage of positive definiteness, the constrained estimators outperform the unconstrained estimator. The constrained estimators can guarantee the positive definite property when ϵ^{pri} and ϵ^{dual} are small enough. However, the unconstrained estimators are highly likely to be negative definite. Therefore, we only consider the constrained estimators in the following simulation and real data analysis.

C Lemmas and Proofs of the Main Theorems

C.1 Lemmas

We observe $\mathbf{Y}_{ij} \in \mathbb{R}^p$, which is the j -th repeated measurement of the i -th subject for $j = 1, \dots, n_i$ and $i = 1, \dots, m$, following the model (1), where $\boldsymbol{\varepsilon}_{ij}$ and \mathbf{b}_i are p -dimensional sub-Gaussian random vectors with the true within and between covariance $\operatorname{cov}(\boldsymbol{\varepsilon}_{ij}) = \Sigma_\varepsilon^0$

Table 1: Comparison of the unconstrained and constrained estimators under the balanced setting. Each metric is averaged over 100 replicates with the standard error shown in the parentheses. Comparisons are in terms of the estimation errors (F -error and L_2 -error) and the percentage of positive definite estimators.

		Model 1		Model 2	
p		100	200	100	200
Within-Subject					
F -error	$\mathcal{S}_\lambda(\widehat{\Sigma}_\varepsilon)$	7.1804 (0.0562)	11.4040 (0.0490)	5.3956 (0.0202)	8.3116 (0.0159)
	$\widehat{\Sigma}_\varepsilon^+$	7.0548 (0.0552)	11.1804 (0.0490)	5.3956 (0.0202)	8.3116 (0.0159)
L_2 -error	$\mathcal{S}_\lambda(\widehat{\Sigma}_\varepsilon)$	3.6179 (0.0451)	4.2217 (0.0282)	2.7131 (0.0115)	2.1257 (0.0083)
	$\widehat{\Sigma}_\varepsilon^+$	3.5553 (0.0438)	4.1564 (0.0286)	2.7131 (0.0115)	2.1257 (0.0083)
PD%	$\mathcal{S}_\lambda(\widehat{\Sigma}_\varepsilon)$	18%	3%	100%	100%
	$\widehat{\Sigma}_\varepsilon^+$	100%	100%	100%	100%
Between-Subject					
F -error	$\mathcal{S}_\lambda(\widehat{\Sigma}_b)$	10.8195 (0.0611)	17.0538 (0.0416)	7.6064 (0.0212)	11.6116 (0.0187)
	$\widehat{\Sigma}_b^+$	10.1304 (0.0635)	16.1446 (0.0436)	7.5382 (0.0222)	11.6005 (0.0139)
L_2 -error	$\mathcal{S}_\lambda(\widehat{\Sigma}_b)$	4.5419 (0.0447)	5.3739 (0.0258)	2.3508 (0.0104)	2.5681 (0.0051)
	$\widehat{\Sigma}_b^+$	4.2857 (0.0467)	5.0994 (0.0257)	2.3143 (0.0104)	2.5358 (0.0046)
PD%	$\mathcal{S}_\lambda(\widehat{\Sigma}_b)$	0%	0%	7%	12%
	$\widehat{\Sigma}_b^+$	100%	100%	100%	100%

$\mathcal{S}_\lambda(\hat{\Sigma}_\varepsilon)$ and $\hat{\Sigma}_\varepsilon^+$: unconstrained and constrained estimators for within-subject covariance; $\mathcal{S}_\lambda(\hat{\Sigma}_b)$ and $\hat{\Sigma}_b^+$: unconstrained and constrained estimators for between-subject covariance; PD%, percentage of positive definite estimators.

and $\text{cov}(\mathbf{b}_i) = \Sigma_b^0$ respectively, and \mathbf{b}_i and $\boldsymbol{\varepsilon}_{ij}$ are mutually independent. We begin with several lemmas which are essentials for the proofs of main results.

Lemma 1. *Consider the true within-subject covariance Σ_ε^0 with $\max_k (\Sigma_\varepsilon^0)_{k,k} \leq M_\varepsilon$. Let $\lambda_\varepsilon = C_1 \{N \log p\}^{1/2} / (N - m)$ for a sufficiently large constant C_1 . If $\log p \leq N$, then the unbiased within-subject sample estimate $\hat{\Sigma}_\varepsilon$ satisfies*

$$pr \left\{ \max_{k,l} |(\hat{\Sigma}_\varepsilon - \Sigma_\varepsilon^0)_{k,l}| > \lambda_\varepsilon \right\} \leq 4p^{-C_2},$$

where $C_2 > 0$ only depends on C_1 and M_ε .

Proof. We first rewrite $\hat{\Sigma}_\varepsilon$ as follows,

$$\begin{aligned} \hat{\Sigma}_\varepsilon &= \frac{1}{N-m} \sum_{i=1}^m \sum_{j=1}^{n_i} (\mathbf{Y}_{ij} - \bar{\mathbf{Y}}_{i\cdot})(\mathbf{Y}_{ij} - \bar{\mathbf{Y}}_{i\cdot})^\top \\ &= \frac{1}{N-m} \left(\sum_{i=1}^m \sum_{j=1}^{n_i} \boldsymbol{\varepsilon}_{ij} \boldsymbol{\varepsilon}_{ij}^\top - \sum_{i=1}^m n_i \bar{\boldsymbol{\varepsilon}}_{i\cdot} \bar{\boldsymbol{\varepsilon}}_{i\cdot}^\top \right). \end{aligned}$$

Then,

$$\begin{aligned} (\hat{\Sigma}_\varepsilon)_{k,l} &= \frac{1}{N-m} \left(\sum_{i=1}^m \sum_{j=1}^{n_i} \varepsilon_{ijk} \varepsilon_{ijl} - \sum_{i=1}^m n_i \bar{\varepsilon}_{i\cdot k} \bar{\varepsilon}_{i\cdot l} \right) \\ &= \frac{1}{N-m} \sum_{i=1}^m \sum_{j=1}^{n_i} \varepsilon_{ijk} \varepsilon_{ijl} - \frac{1}{N-m} \sum_{i=1}^m n_i \bar{\varepsilon}_{i\cdot k} \bar{\varepsilon}_{i\cdot l} \\ &= \frac{1}{N-m} \sum_{i=1}^m \sum_{j=1}^{n_i} \{ \varepsilon_{ijk} \varepsilon_{ijl} - (\Sigma_\varepsilon^0)_{k,l} \} \\ &\quad - \frac{1}{N-m} \sum_{i=1}^m \left\{ \frac{1}{n_i} S_{i\cdot k} S_{i\cdot l} - (\Sigma_\varepsilon^0)_{k,l} \right\} + (\Sigma_\varepsilon^0)_{k,l}, \end{aligned} \tag{12}$$

where $S_{i\cdot k} = \sum_{j=1}^{n_i} \varepsilon_{ijk}$.

By (12),

$$\begin{aligned} &\max_{k,l} |(\hat{\Sigma}_\varepsilon - \Sigma_\varepsilon^0)_{k,l}| \\ &\leq \max_{k,l} \frac{1}{N-m} \left| \sum_{i=1}^m \sum_{j=1}^{n_i} \{ \varepsilon_{ijk} \varepsilon_{ijl} - (\Sigma_\varepsilon^0)_{k,l} \} \right| \\ &\quad + \frac{1}{N-m} \max_{k,l} \left| \sum_{i=1}^m \left\{ \frac{1}{n_i} S_{i\cdot k} S_{i\cdot l} - (\Sigma_\varepsilon^0)_{k,l} \right\} \right|. \end{aligned} \tag{13}$$

Now, we assume ε_{ijk} is sub-Gaussian with a variance factor $\sigma_{\varepsilon,k}^2$, denoted $\varepsilon_{ijk} \in \mathcal{SG}(\sigma_{\varepsilon,k}^2)$, for $1 \leq i \leq m, 1 \leq j \leq n_i, 1 \leq k \leq p$. And a random variable X with mean μ is sub-Gaussian with a variance factor σ^2 , if $E[\exp\{t(X - \mu)\}] \leq \exp(t^2 \sigma^2 / 2)$ for all $t \in \mathbb{R}$. Then, $n_i^{-1/2} S_{i\cdot k} \in \mathcal{SG}(\sigma_{\varepsilon,k}^2)$.

Let $\psi : \mathbb{R}_+ \rightarrow \mathbb{R}_+$ be a convex function with $\psi(0) = 0$, especially, $\psi_q(v) = \exp(|v|^q) - 1$, for $q \in [1, 2]$. Then for an \mathbb{R} -valued random variable X , the Orlicz norm of X is $\|X\|_\psi =$

$\inf\{t \in \mathbb{R}_+ : E\{\psi(|X|/t)\} \leq 1\}$. And by the properties of Orlicz norms, for any random variable X and any increasing convex $\psi : \mathbb{R}_+ \rightarrow \mathbb{R}_+$ with $\psi(0) = 0$, we have

$$\|X - E(X)\|_\psi \leq 2\|X\|_\psi. \quad (14)$$

Moreover, if $X \in \mathcal{SG}(\sigma^2)$, then

$$\|X\|_{\psi_2} \leq c_0 \sigma, \quad (15)$$

for some $c_0 \leq (8/3)^{1/2}$.

Since $\varepsilon_{ijk} \in \mathcal{SG}(\sigma_{\varepsilon,k}^2)$ and $n_i^{-1/2} S_{i,k} \in \mathcal{SG}(\sigma_{\varepsilon,k}^2)$, by Lemma 2.7.7 in Vershyn (2018), $\varepsilon_{ijk}\varepsilon_{ijl}$ and $n_i^{-1} S_{i,k} S_{i,l}$ are sub-Exponential. A random variable X with mean μ is sub-Exponential (\mathcal{SE}) with parameters ν^2 and α , where $\nu, \alpha > 0$, if $E[\exp\{t(X - \mu)\}] \leq \exp(t^2\nu^2/2)$ for $|t| \leq 1/\alpha$.

Let $\max_k \sigma_{\varepsilon,k}^2 = M_\varepsilon$. Combined with (14) and (15), by Lemma 2.7.7 in Vershyn (2018), we have

$$\|\varepsilon_{ijk}\varepsilon_{ijl} - (\Sigma_\varepsilon^0)_{k,l}\|_{\psi_1} \leq 2\|\varepsilon_{ijk}\varepsilon_{ijl}\|_{\psi_1} \leq 2\|\varepsilon_{ijk}\|_{\psi_2} \|\varepsilon_{ijl}\|_{\psi_2} \leq c_1 M_\varepsilon,$$

and

$$\left\| \frac{S_{i,k} S_{i,l}}{n_i} - (\Sigma_\varepsilon^0)_{k,l} \right\|_{\psi_1} \leq 2 \left\| \frac{S_{i,k} S_{i,l}}{n_i} \right\|_{\psi_1} \leq 2 \left\| \frac{S_{i,k}}{n_i^{1/2}} \right\|_{\psi_2} \left\| \frac{S_{i,l}}{n_i^{1/2}} \right\|_{\psi_2} \leq c_1 M_\varepsilon,$$

where $c_1 = 2c_0^2$.

Hence, for the first term in (13), by the union sum inequality and Bernstein's inequality (Theorem 2.8.2 in Vershyn (2018)), we can get

$$\begin{aligned} & \Pr \left[\max_{k,l} \frac{1}{N-m} \left| \sum_{i=1}^m \sum_{j=1}^{n_i} \{\varepsilon_{ijk}\varepsilon_{ijl} - (\Sigma_\varepsilon^0)_{k,l}\} \right| \geq t \right] \\ & \leq 2p^2 \exp \left[-c_2 \min \left\{ \frac{t^2(N-m)^2}{NK_1^2}, \frac{t(N-m)}{K_1} \right\} \right], \end{aligned} \quad (16)$$

where $c_2 > 0$, $K_1 = \max_{i,k,l} \|\varepsilon_{ijk}\varepsilon_{ijl} - (\Sigma_\varepsilon^0)_{k,l}\|_{\psi_1} \leq c_1 M_\varepsilon$.

Similarly,

$$\begin{aligned} & \Pr \left[\frac{1}{N-m} \max_{k_1} \left| \sum_{i=1}^m \left\{ \frac{1}{n_i} S_{i,k_1} S_{i,k_2} - (\Sigma_\varepsilon^0)_{k,l} \right\} \right| \geq t \right] \\ & \leq 2p^2 \exp \left[-c_3 \min \left\{ \frac{t^2(N-m)^2}{mK_2^2}, \frac{t(N-m)}{K_2} \right\} \right], \end{aligned} \quad (17)$$

where $c_3 > 0$, $K_2 = \max_{i,k,l} \|n_i^{-1} S_{i,k} S_{i,l} - (\Sigma_\varepsilon^0)_{k,l}\|_{\psi_1} \leq c_1 M_\varepsilon$.

By (16) and (17), take $t = C_1(N \log p)^{1/2}/\{2(N-m)\}$ for a sufficiently large constant $C_1 > 0$, with $N > \log p$, we will have

$$\begin{aligned} & \Pr \left[\max_{k,l} \frac{1}{N-m} \left| \sum_{i=1}^m \sum_{j=1}^{n_i} \{\varepsilon_{ijk}\varepsilon_{ijl} - (\Sigma_\varepsilon^0)_{k,l}\} \right| \geq t \right] \\ & \leq 2 \exp \left[\max \left\{ \left(2 - \frac{c_2 N C_1^2}{4m K_1^2} \right) \log p, 2 \log p - \frac{c_2 C_1}{2K_1} (N \log p)^{1/2} \right\} \right] \\ & \leq 2 \exp \left\{ \max \left(2 - \frac{c_2 C_1^2}{4c_1^2 M_\varepsilon^2}, 2 - \frac{c_2 C_1}{2c_1 M_\varepsilon} \right) \log p \right\}, \end{aligned} \quad (18)$$

and

$$\begin{aligned}
& \text{pr} \left[\frac{1}{N-m} \max_{k,l} \left| \sum_{i=1}^m \left\{ \frac{1}{n_i} S_{i \cdot k} S_{i \cdot l} - (\Sigma_\varepsilon^0)_{k,l} \right\} \right| \geq t \right] \\
& \leq 2 \exp \left[\max \left\{ \left(2 - \frac{c_3 N C_1^2}{4m K_2^2} \right) \log p, 2 \log p - \frac{c_3 C_1}{2K_2} (N \log p)^{1/2} \right\} \right] \\
& \leq 2 \exp \left\{ \max \left(2 - \frac{c_3 C_1^2}{4c_1^2 M_\varepsilon^2}, 2 - \frac{c_3 C_1}{2c_1 M_\varepsilon} \right) \log p \right\}. \tag{19}
\end{aligned}$$

Thus, combined with (18), (19), and $\lambda_\varepsilon = C_1(N \log p)^{1/2}/(N-m)$, we have

$$\begin{aligned}
& \text{pr} \left\{ \max_{k,l} |(\hat{\Sigma}_\varepsilon - \Sigma_\varepsilon^0)_{k,l}| > \lambda_\varepsilon \right\} \\
& \leq \text{pr} \left[\frac{1}{N-m} \max_{k,l} \left| \sum_{i=1}^m \left\{ \frac{1}{n_i} S_{i \cdot k} S_{i \cdot l} - (\Sigma_\varepsilon^0)_{k,l} \right\} \right| \geq \frac{C_1(N \log p)^{1/2}}{2(N-m)} \right] \\
& \quad + \text{pr} \left[\max_{k,l} \frac{1}{N-m} \left| \sum_{i=1}^m \sum_{j=1}^{n_i} \{ \varepsilon_{ijk} \varepsilon_{ijl} - (\Sigma_\varepsilon^0)_{k,l} \} \right| \geq \frac{C_1(N \log p)^{1/2}}{2(N-m)} \right] \\
& \leq 2 \exp \left\{ \max \left(2 - \frac{c_3 C_1^2}{4c_1^2 M_\varepsilon^2}, 2 - \frac{c_3 C_1}{2c_1 M_\varepsilon} \right) \log p \right\} \\
& \quad + 2 \exp \left\{ \max \left(2 - \frac{c_2 C_1^2}{4c_1^2 M_\varepsilon^2}, 2 - \frac{c_2 C_1}{2c_1 M_\varepsilon} \right) \log p \right\} \\
& \leq 4p^{-C_2},
\end{aligned}$$

where $C_2 = \min\{c_3 C_1 (2c_1 M_\varepsilon)^{-1}, c_3, c_2 C_1 (2c_1 M_\varepsilon)^{-1}, c_2\} (2c_1 M_\varepsilon)^{-1} C_1 - 2$. \square

Lemma 2. Consider the true within-subject covariance Σ_ε^0 with $\max_k (\Sigma_\varepsilon^0)_{k,k} \leq M_\varepsilon$ and the true between-subject covariance Σ_b^0 with $\max_k (\Sigma_b^0)_{k,k} \leq M_b$. Let

$$\lambda_b = C_1 \left(\frac{\log p}{m} \right)^{1/2} + C_2 \frac{(N \log p)^{1/2}}{(N-m)n^*} + \frac{M_b}{m} + \frac{M_\varepsilon}{mn^*}$$

for sufficiently large $C_1, C_2 > 0$, where $n^* = m / \sum_{i=1}^m n_i^{-1}$. If $\log p \leq m$, then the unbiased between-subject sample estimate $\hat{\Sigma}_b$ satisfies

$$\text{pr} \left\{ \max_{k,l} |(\hat{\Sigma}_b - \Sigma_b^0)_{k,l}| > 2\lambda_b \right\} \leq 8p^{-C_3},$$

where $C_3 > 0$ only depends on C_1, C_2 and $\max(M_\varepsilon, M_b)$.

Proof. Now, we will consider the convergence rate of $\max_{k,l} |(\hat{\Sigma}_b - \Sigma_b^0)_{k,l}|$. Let $\bar{Y}_{i \cdot k} = b_{ik} +$

$n_i^{-1} \sum_{j=1}^{n_i} \varepsilon_{ijk} = b_{ik} + n_i^{-1} S_{i \cdot k} = W_{ik}$, then by decomposition,

$$\begin{aligned}
(\hat{\Sigma}_b - \Sigma_b^0)_{k,l} &= \{\hat{\Sigma} - (n^*)^{-1} \hat{\Sigma}_\varepsilon - \Sigma_b^0\}_{k,l} \\
&= [\hat{\Sigma} - \{\Sigma_b^0 + (n^*)^{-1} \Sigma_\varepsilon^0\}]_{k,l} - (n^*)^{-1} (\hat{\Sigma}_\varepsilon - \Sigma_\varepsilon^0)_{k,l} \\
&= \frac{1}{m-1} \sum_{i=1}^m \left\{ W_{ik} W_{il} - (\Sigma_b^0 + n_i^{-1} \Sigma_\varepsilon^0)_{k,l} \right\} \\
&\quad - \frac{m}{m-1} \left(\frac{1}{m} \sum_{i=1}^m W_{ik} \right) \left(\frac{1}{m} \sum_{i=1}^m W_{il} \right) \\
&\quad + \frac{(\Sigma_b^0)_{k,l}}{m-1} + \frac{(\Sigma_\varepsilon^0)_{k,l}}{(m-1)n^*} - \frac{(\hat{\Sigma}_\varepsilon - \Sigma_\varepsilon^0)_{k,l}}{n^*}.
\end{aligned} \tag{20}$$

Then, with $|(\Sigma_b^0)_{k,l}| \leq M_b$ and $|(\Sigma_\varepsilon^0)_{k,l}| \leq M_\varepsilon$, we have

$$\begin{aligned}
\max_{k,l} |(\hat{\Sigma}_b - \Sigma_b^0)_{k,l}| &\leq 2 \max_{k,l} \left| \frac{1}{m} \sum_{i=1}^m \left\{ W_{ik} W_{il} - (\Sigma_b^0 + n_i^{-1} \Sigma_\varepsilon^0)_{k,l} \right\} \right| \\
&\quad + 2 \max_{k,l} \left| \left(\frac{1}{m} \sum_{i=1}^m W_{ik} \right) \left(\frac{1}{m} \sum_{i=1}^m W_{il} \right) \right| \\
&\quad + \max_{k,l} (n^*)^{-1} |(\hat{\Sigma}_\varepsilon - \Sigma_\varepsilon^0)_{k,l}| \\
&\quad + \frac{2M_b}{m} + \frac{2M_\varepsilon}{mn^*}.
\end{aligned} \tag{21}$$

Now, we assume b_{ik} is sub-Gaussian with a variance factor $\sigma_{b,k}^2$, denoted $b_{ik} \in \mathcal{SG}(\sigma_{b,k}^2)$, for $1 \leq i \leq m, 1 \leq k \leq p$. Then, by the sub-Gaussian assumption, we have $W_{ik} \in SG(\sigma_{b,k}^2 + n_i^{-1} \sigma_{\varepsilon,k}^2)$. Let $\max_k \sigma_{b,k}^2 = M_b$. Then, by Lemma 2.7.7 in Vershyn (2018), we obtain

$$\begin{aligned}
\|W_{ik} W_{il} - (\Sigma_b^0 + n_i^{-1} \Sigma_\varepsilon^0)_{k,l}\|_{\psi_1} &\leq 2 \|W_{ik}\|_{\psi_2} \|W_{il}\|_{\psi_2} \\
&\leq c_1 (\Sigma_b^0 + n_i^{-1} \Sigma_\varepsilon^0)_{k,l} \\
&\leq c_1 (1 + n_l^{-1}) M_* \\
&\leq 2c_1 M_*,
\end{aligned}$$

where $n_l = \min n_i$ and $M_* = \max(M_\varepsilon, M_b)$. And with the Bernstein's inequality, we have

$$\Pr \left[\frac{1}{m} \left| \sum_{i=1}^m \{W_{ik} W_{il} - (\Sigma_b^0 + n_i^{-1} \Sigma_\varepsilon^0)_{k,l}\} \right| \geq t \right] \leq 2 \exp \left\{ -c_4 \min \left(\frac{mt^2}{K_3^2}, \frac{mt}{K_3} \right) \right\},$$

where $c_4 > 0$, $K_3 = \max_{i,k,l} \|W_{ik} W_{il} - (\Sigma_b^0 + n_i^{-1} \Sigma_\varepsilon^0)_{k,l}\|_{\psi_1} \leq 2c_1 M_*$.

By the union sum inequality, taking $t = 2^{-1} C_1 (\log p/m)^{1/2}$ for a sufficiently large con-

stant $C_1 > 0$, with $m \geq \log p$, we have

$$\begin{aligned}
& \Pr \left[\max_{k,l} \frac{1}{m} \left| \sum_{i=1}^m \{W_{ik}W_{il} - (\Sigma_b^0 + n_i^{-1}\Sigma_\varepsilon^0)_{k,l}\} \right| \geq t \right] \\
& \leq 2p^2 \exp \left[-c_4 \min \left\{ \frac{C_1^2 \log p}{4K_3^2}, \frac{C_1(m \log p)^{1/2}}{2K_3} \right\} \right] \\
& \leq 2 \exp \left[\left\{ 2 - \min \left(\frac{c_4 C_1^2}{16c_1^2 M_*^2}, \frac{c_4 C_1}{4c_1 M_*} \right) \right\} \log p \right]. \tag{22}
\end{aligned}$$

To bound the second term in (21), with the general Hoeffding's inequality, the union sum inequality and $m \geq \log p$, taking $t = 2^{-1}C_1(\log p/m)^{1/2}$, we have

$$\begin{aligned}
\Pr \left(\max_{k,l} \left| \frac{1}{m} \sum_{i=1}^m W_{ik} \right| \geq t \right) &= \Pr \left(\max_{k,l} \left| \sum_{i=1}^m W_{ik} \right| \geq mt^{1/2} \right) \\
&\leq 2p \exp \left(-\frac{c_5 m^2 t}{\sum_{i=1}^m \|W_{ik}\|_{\psi_2}^2} \right) \\
&\leq 2p \exp \left(-\frac{c_5 m t}{c_1 M_*} \right) \\
&= 2p \exp \left\{ -\frac{c_5 C_1}{2c_1 M_*} (m \log p)^{1/2} \right\} \\
&\leq 2 \exp \left\{ \left(1 - \frac{c_5 C_1}{2c_1 M_*} \right) \log p \right\}, \tag{23}
\end{aligned}$$

where $c_5 > 0$.

For the third term in (21), by Lemma 1, for a sufficiently large constant $C_2 > 0$, we have

$$\Pr \left\{ \max_{k,l} \frac{|(\hat{\Sigma}_\varepsilon - \Sigma_\varepsilon^0)_{k,l}|}{n^*} \geq 2C_2 \frac{(N \log p)^{1/2}}{(N-m)n^*} \right\} \leq 4p^{-C'_3}, \tag{24}$$

where $C'_3 > 0$ only depends on C_2 and M_ε .

Collect (22)-(24), with

$$\lambda_b = C_1 \left(\frac{\log p}{m} \right)^{1/2} + C_2 \frac{(N \log p)^{1/2}}{(N-m)n_*} + \frac{M_b}{m} + \frac{M_\varepsilon}{mn_*},$$

we have

$$\begin{aligned}
& \text{pr} \left\{ \max_{k,l} |(\hat{\Sigma}_b - \Sigma_b^0)_{k,l}| \geq 2\lambda_b \right\} \\
& \leq \text{pr} \left[\max_{k,l} \frac{2}{m} \left| \sum_{i=1}^m \{W_{ik}W_{il} - (\Sigma_b^0 + n_i^{-1}\Sigma_\varepsilon^0)_{k,l}\} \right| \geq C_1 \left(\frac{\log p}{m} \right)^{1/2} \right] \\
& \quad + \text{pr} \left\{ 2 \max_{k,l} \left| \left(\frac{1}{m} \sum_{i=1}^m W_{ik} \right) \left(\frac{1}{m} \sum_{i=1}^m W_{il} \right) \right| \geq C_1 \left(\frac{\log p}{m} \right)^{1/2} \right\} \\
& \quad + \text{pr} \left\{ \max_{k,l} \frac{|(\hat{\Sigma}_\varepsilon - \Sigma_\varepsilon^0)_{k,l}|}{n^*} \geq 2C_2 \frac{(N \log p)^{1/2}}{(N-m)n^*} \right\} \\
& \leq 4p^{-C'_3} + 4p^{-C''_3} \\
& \leq 8p^{-C_3},
\end{aligned}$$

where $C''_3 = \min\{c_4 C_1^2 (16c_1^2 M_*^2)^{-1}, c_4 C_1 (4c_1 M_*)^{-1}, c_5 C_1 (2c_1 M_*)^{-1} + 1\} - 2$ and $C_3 = \min(C'_3, C''_3)$. \square

Lemma 3. Consider the true within-subject covariance Σ_ε^0 with $\max_k (\Sigma_\varepsilon^0)_{k,k} \leq M_\varepsilon$ and the true between-subject covariance Σ_b^0 with $\max_k (\Sigma_b^0)_{k,k} \leq M_b$. Let

$$\lambda_0 = C_1 \left(\frac{\log p}{m} \right)^{1/2} + \frac{M_b}{m} + \frac{M_\varepsilon}{mn^*}$$

for sufficiently large $C_1, C_2 > 0$, where $n^* = m / \sum_{i=1}^m n_i^{-1}$. If $\log p \leq m$, then the unbiased between-subject sample estimate $\hat{\Sigma}_b$ satisfies

$$\text{pr} \left\{ \max_{k,l} |(\hat{\Sigma} - \Sigma_b^0)_{k,l}| > 2\lambda_b \right\} \leq 8p^{-C_3}$$

where $C_3 > 0$ only depends on C_1, C_2 and $\max(M_\varepsilon, M_b)$.

Proof. Now, we will consider the convergence rate of $\max_{k,l} |(\hat{\Sigma} - \Sigma_b^0)_{k,l}|$. By (20), we have

$$\begin{aligned}
(\hat{\Sigma} - \Sigma_b^0)_{k,l} &= \frac{1}{m-1} \sum_{i=1}^m \left\{ W_{ik}W_{il} - (\Sigma_b^0 + n_i^{-1}\Sigma_\varepsilon^0)_{k,l} \right\} \\
&\quad - \frac{m}{m-1} \left(\frac{1}{m} \sum_{i=1}^m W_{ik} \right) \left(\frac{1}{m} \sum_{i=1}^m W_{il} \right) \\
&\quad + \frac{(\Sigma_b^0)_{k,l}}{m-1} + \frac{m(\Sigma_\varepsilon^0)_{k,l}}{(m-1)n^*}.
\end{aligned}$$

Then, with $|(\Sigma_b^0)_{k,l}| \leq M_b$ and $|(\Sigma_\varepsilon^0)_{k,l}| \leq M_\varepsilon$, we have

$$\begin{aligned}
\max_{k,l} |(\hat{\Sigma} - \Sigma_b^0)_{k,l}| &\leq 2 \max_{k,l} \left| \frac{1}{m} \sum_{i=1}^m \left\{ W_{ik}W_{il} - (\Sigma_b^0 + n_i^{-1}\Sigma_\varepsilon^0)_{k,l} \right\} \right| \\
&\quad + 2 \max_{k,l} \left| \left(\frac{1}{m} \sum_{i=1}^m W_{ik} \right) \left(\frac{1}{m} \sum_{i=1}^m W_{il} \right) \right| \\
&\quad + \frac{2M_b}{m} + \frac{2M_\varepsilon}{n^*}.
\end{aligned} \tag{25}$$

Following the steps in Lemma 2, with

$$\lambda_0 = C_1 \left(\frac{\log p}{m} \right)^{1/2} + \frac{M_b}{m} + \frac{M_\varepsilon}{n^*}$$

for a sufficiently large constant $C_1 > 0$, we have

$$\text{pr} \left\{ \max_{k,l} |(\hat{\Sigma} - \Sigma_b^0)_{k,l}| > 2\lambda_0 \right\} \leq 4p^{-C_2},$$

where $C_2 > 0$ only depends on C_1 and $\max(M_\varepsilon, M_b)$. \square

Lemma 4. Consider the true within-subject covariance Σ_ε^0 with $\max_k (\Sigma_\varepsilon^0)_{k,k} \leq M_\varepsilon$ and the true between-subject covariance Σ_b^0 with $\max_k (\Sigma_b^0)_{k,k} \leq M_b$. Let

$$\tilde{\lambda}_b = C_1 \frac{\max_i n_i}{n_0} \left(\frac{\log p}{m} \right)^{1/2} + C_2 \frac{(N \log p)^{1/2}}{n_0(N-m)} + \frac{(2N - n_0m)M_b}{2n_0m} + \frac{M_\varepsilon}{n_0m}$$

for sufficiently large $C_1, C_2 > 0$. If $\log p \leq m$, then $\tilde{\Sigma}_b$ satisfies

$$\text{pr} \left[\max_{k,l} |(\tilde{\Sigma}_b - \Sigma_b^0)_{k,l}| > 2\tilde{\lambda}_b \right] \leq 8p^{-C_3},$$

where $C_3 > 0$ only depends on C_1, C_2 and $\max(M_\varepsilon, M_b)$.

Proof. Now, we will deal with the convergence rate for $\tilde{\Sigma}_b^+$, and first consider the convergence rate of $\max_{k,l} |(\tilde{\Sigma}_b - \Sigma_b^0)_{k,l}|$,

$$\begin{aligned} \max_{k,l} |(\tilde{\Sigma}_b - \Sigma_b^0)_{k,l}| &= \max_{k,l} \left| \left(\frac{\hat{\Sigma} - \hat{\Sigma}_\varepsilon}{n_0} - \Sigma_b^0 \right)_{k,l} \right| \\ &= \max_{k,l} \left| \frac{(\hat{\Sigma} - n_0 \Sigma_b^0 - \Sigma_\varepsilon^0)_{k,l}}{n_0} - \frac{(\hat{\Sigma}_\varepsilon - \Sigma_\varepsilon^0)_{k,l}}{n_0} \right| \\ &\leq \max_{k,l} \left| \frac{(\hat{\Sigma} - n_0 \Sigma_b^0 - \Sigma_\varepsilon^0)_{k,l}}{n_0} \right| + \max_{k,l} \left| \frac{(\hat{\Sigma}_\varepsilon - \Sigma_\varepsilon^0)_{k,l}}{n_0} \right|. \end{aligned} \quad (26)$$

With $\bar{Y}_{i \cdot k} = W_{ik}$, we have

$$\begin{aligned} \bar{Y}_{\cdot k} &= \frac{1}{N} \sum_{i=1}^m n_i W_{ik}, \\ (\hat{\Sigma})_{k,l} &= \frac{1}{m-1} \sum_{i=1}^m n_i \left(W_{ik} - \frac{1}{N} \sum_{i=1}^m n_i W_{ik} \right) \left(W_{il} - \frac{1}{N} \sum_{i=1}^m n_i W_{il} \right) \\ &= \frac{1}{m-1} \sum_{i=1}^m n_i W_{ik} W_{il} - \frac{1}{(m-1)N} \left(\sum_{i=1}^m n_i W_{ik} \right) \left(\sum_{i=1}^m n_i W_{il} \right). \end{aligned}$$

Thus, we obtain

$$\begin{aligned}
& \frac{(\widehat{\Sigma} - n_0 \Sigma_b^0 - \Sigma_\varepsilon^0)_{k,l}}{n_0} \\
&= \frac{1}{n_0(m-1)} \sum_{i=1}^m \{n_i W_{ik} W_{il} - (n_i \Sigma_b^0 + \Sigma_\varepsilon^0)_{k,l}\} \\
&\quad - \frac{1}{n_0(m-1)N} \left(\sum_{i=1}^m n_i W_{ik} \right) \left(\sum_{i=1}^m n_i W_{il} \right) \\
&\quad + \left\{ \frac{N}{n_0(m-1)} - 1 \right\} (\Sigma_b^0)_{k,l} + \frac{1}{n_0(m-1)} (\Sigma_\varepsilon^0)_{k,l}.
\end{aligned}$$

Then, for the first term in (26), with $|(\Sigma_b^0)_{k,l}| \leq M_b$ and $|(\Sigma_\varepsilon^0)_{k,l}| \leq M_\varepsilon$, we have

$$\begin{aligned}
& \max_{k,l} \left| \frac{(\widehat{\Sigma} - n_0 \Sigma_b^0 - \Sigma_\varepsilon^0)_{k,l}}{n_0} \right| \\
&\leq \max_{k,l} \frac{2}{n_0 m} \left| \sum_{i=1}^m \{n_i W_{ik} W_{il} - (n_i \Sigma_b^0 + \Sigma_\varepsilon^0)_{k,l}\} \right| \\
&\quad + \max_k \frac{2}{n_0 m N} \left| \sum_{i=1}^m n_i W_{ik} \right|^2 + \left\{ \frac{2N}{n_0 m} - 1 \right\} M_b + \frac{2}{n_0 m} M_\varepsilon. \tag{27}
\end{aligned}$$

Now, we assume b_{ik} is sub-Gaussian with a variance factor $\sigma_{b,k}^2$, denoted $b_{ik} \in \mathcal{SG}(\sigma_{b,k}^2)$, for $1 \leq i \leq m, 1 \leq k \leq p$. Then, by the sub-Gaussian assumption, we have $W_{ik} \in \mathcal{SG}(\sigma_{b,k}^2 + n_i^{-1} \sigma_{\varepsilon,k}^2)$. Let $\max_k \sigma_{\varepsilon,k}^2 = M_\varepsilon$ and $\max_k \sigma_{b,k}^2 = M_b$. Together with (14) and (15), we get $\|n_i W_{ik} W_{il} - (n_i \Sigma_b^0 + \Sigma_\varepsilon^0)_{k,l}\|_{\psi_1} \leq c_1(n_i M_b + M_\varepsilon)$. Then, $n_i W_{ik} W_{il} - (n_i \Sigma_b^0 + \Sigma_\varepsilon^0)_{k,l}$ is sub-Exponential. With Bernstein's inequality, for any k, l , we have

$$\text{pr} \left[\left| \frac{1}{n_0 m} \sum_{i=1}^m \{n_i W_{ik} W_{il} - (n_i \Sigma_b^0 + \Sigma_\varepsilon^0)_{k,l}\} \right| \geq t \right] \leq 2 \exp \left\{ -c_6 \min \left(\frac{t^2 n_0^2 m}{K_4^2}, \frac{t n_0 m}{K_4} \right) \right\},$$

where $c_6 > 0$, $K_4 = \max_{i,k,l} \|n_i W_{ik} W_{il} - (n_i \Sigma_b^0 + \Sigma_\varepsilon^0)_{k,l}\|_{\psi_1} \leq 2c_1 n_u M_*$, $n_u = \max_i n_i$, $M_* = \max(M_\varepsilon, M_b)$.

Then, take $t = C_1 n_u (2n_0)^{-1} (\log p/m)^{1/2}$ for a sufficiently large constant $C_1 > 0$, with $m \geq \log p$, by the union sum inequality, we obtain

$$\begin{aligned}
& \text{pr} \left[\max_{k,l} \left| \frac{1}{n_0 m} \sum_{i=1}^m \{n_i W_{ik} W_{il} - (n_i \Sigma_b^0 + \Sigma_\varepsilon^0)_{k,l}\} \right| \geq t \right] \\
&\leq 2p^2 \exp \left\{ -c_6 \min \left(\frac{t^2 n_0^2 m}{4c_1^2 n_u^2 M_*^2}, \frac{t n_0 m}{2c_1 n_u M_*} \right) \right\} \\
&= 2 \exp \left[2 \log p - \min \left\{ \frac{c_6 C_1^2}{16c_1^2 M_*^2} \log p, \frac{c_6 C_1}{4c_1 M_*} (m \log p)^{1/2} \right\} \right] \\
&\leq 2 \exp \left[\left\{ 2 - \min \left(\frac{c_6 C_1^2}{16c_1^2 M_*^2}, \frac{c_6 C_1}{4c_1 M_*} \right) \right\} \log p \right]. \tag{28}
\end{aligned}$$

Then we will bound the second term in (27). By the property of sub-Gaussian assumption, $n_i W_{ik} = n_i b_{ik} + \sum_{j=1}^{n_i} \varepsilon_{ijk} \in \mathcal{SG}(n_i^2 M_b + n_i M_\varepsilon)$. Then, according to the General

Hoeffding's inequality (Theorem 2.6.2 by Vershyn (2018)), we have

$$\begin{aligned}
\text{pr} \left(\frac{1}{n_0 m N} \left| \sum_{i=1}^m n_i W_{ik} \right|^2 \geq t \right) &\leq \text{pr} \left\{ \left| \sum_{i=1}^m n_i W_{ik} \right| \geq (t n_0 m N)^{1/2} \right\} \\
&\leq 2 \exp \left\{ - \frac{c_7 t n_0 m N}{\sum_{i=1}^m c_0^2 (n_i^2 M_b + n_i M_\varepsilon)} \right\} \\
&\leq 2 \exp \left\{ - \frac{c_7 t n_0 m N}{\sum_{i=1}^m c_0^2 (n_i n_u M_b + n_i M_\varepsilon)} \right\} \\
&\leq 2 \exp \left(- \frac{c_7 t n_0 m}{c_1 n_u M_*} \right),
\end{aligned}$$

where $c_7 > 0$.

Then, take $t = C_1 n_u (2n_0)^{-1} (\log p / m)^{1/2}$, with $m \geq \log p$, by the union sum inequality, we have

$$\begin{aligned}
\text{pr} \left(\max_k \frac{1}{n_0 m N} \left| \sum_{i=1}^m n_i W_{ik} \right|^2 \geq t \right) &\leq 2p \exp \left(- \frac{c_7 t n_0 m}{c_1 n_u M_*} \right) \\
&\leq 2p \exp \left\{ - \frac{c_7 C_1}{2c_1 M_*} (m \log p)^{1/2} \right\} \\
&\leq 2 \exp \left\{ \left(1 - \frac{c_7 C_1}{2c_1 M_*} \right) \log p \right\} \quad (29)
\end{aligned}$$

for a sufficiently large constant $C_1 > 0$.

To bound the second term in (26), by Lemma 1, for a sufficiently large constant $C_2 > 0$, we have

$$\text{pr} \left\{ \max_{k,l} \left| \frac{(\hat{\Sigma}_\varepsilon - \Sigma_\varepsilon^0)_{k,l}}{n_0} \right| > 2C_2 \frac{(N \log p)^{1/2}}{n_0(N-m)} \right\} \leq 4p^{-C'_3}, \quad (30)$$

where $C'_3 > 0$ only depends on C_2 and M_ε .

Then, with

$$\tilde{\lambda}_b = C_1 \frac{\max_i n_i}{n_0} \left(\frac{\log p}{m} \right)^{1/2} + C_2 \frac{(N \log p)^{1/2}}{n_0(N-m)} + \frac{(2N - n_0 m) M_b}{2n_0 m} + \frac{M_\varepsilon}{n_0 m}$$

for sufficiently large $C_1, C_2 > 0$, combining (26)-(30), we obtain

$$\begin{aligned}
&\text{pr} \left\{ \max_{k,l} \left| (\tilde{\Sigma}_b - \Sigma_b^0)_{k,l} \right| > 2\tilde{\lambda}_b \right\} \\
&\leq \text{pr} \left[\max_{k,l} \left| \frac{2}{n_0 m} \sum_{i=1}^m \{ n_i W_{ik} W_{il} - (n_i \Sigma_b^0 + \Sigma_\varepsilon^0)_{k,l} \} \right| \geq C_1 \frac{\max_i n_i}{n_0} \left(\frac{\log p}{m} \right)^{1/2} \right] \\
&\quad + \text{pr} \left\{ \max_k \frac{2}{n_0 m N} \left| \sum_{i=1}^m n_i W_{ik} \right|^2 \geq C_1 \frac{\max_i n_i}{n_0} \left(\frac{\log p}{m} \right)^{1/2} \right\} \\
&\quad + \text{pr} \left\{ \max_{k,l} \left| \frac{(\hat{\Sigma}_\varepsilon - \Sigma_\varepsilon^0)_{k,l}}{n_0} \right| > 2C_2 \frac{(N \log p)^{1/2}}{n_0(N-m)} \right\} \\
&\leq 4p^{-C''_3} + 4p^{-C'_3} \\
&\leq 8p^{-C_3},
\end{aligned}$$

where $C_3'' = \min\{c_6 C_1^2 (16c_1^2 M_*^2)^{-1}, c_6 C_1 (4c_1 M_*)^{-1}, c_7 C_1 (2c_1 M_*)^{-1} + 1\} - 2$ and $C_3 = \min\{C_3', C_3''\}$. \square

Lemma 5. Consider the true within-subject covariance Σ_ε^0 with $\max_k (\Sigma_\varepsilon^0)_{k,k} \leq M_\varepsilon$ and the true between-subject covariance Σ_b^0 with $\max_k (\Sigma_b^0)_{k,k} \leq M_b$. Let

$$\lambda_{0_\varepsilon} = C_1 \left(\frac{\log p}{m} \right)^{1/2} + M_b + \frac{(2 - n^*)M_\varepsilon}{2n^*}$$

for sufficiently large $C_1 > 0$, where $n^* = m / \sum_{i=1}^m n_i^{-1}$. If $\log p \leq m$, then the unbiased between-subject sample estimate $\hat{\Sigma}_b$ satisfies

$$\text{pr} \left\{ \max_{k,l} |(\hat{\Sigma} - \Sigma_\varepsilon^0)_{k,l}| > 2\lambda_{0_\varepsilon} \right\} \leq 4p^{-C_2}$$

where $C_2 > 0$ only depends on C_1 and $\max(M_\varepsilon, M_b)$.

Proof. Now, we will consider the convergence rate of $\max_{k,l} |(\hat{\Sigma} - \Sigma_\varepsilon^0)_{k,l}|$. Note that $(\hat{\Sigma} - \Sigma_\varepsilon^0)_{k,l} = (\hat{\Sigma} - \Sigma_b^0)_{k,l} + (\Sigma_b^0)_{k,l} - (\Sigma_\varepsilon^0)_{k,l}$. Then, by (25), with $|(\Sigma_b^0)_{k,l}| \leq M_b$ and $|(\Sigma_\varepsilon^0)_{k,l}| \leq M_\varepsilon$, we have

$$\begin{aligned} \max_{k,l} |(\hat{\Sigma} - \Sigma_\varepsilon^0)_{k,l}| &\leq 2 \max_{k,l} \left| \frac{1}{m} \sum_{i=1}^m \left\{ W_{ik} W_{il} - (\Sigma_b^0 + n_i^{-1} \Sigma_\varepsilon^0)_{k,l} \right\} \right| \\ &\quad + 2 \max_{k,l} \left| \left(\frac{1}{m} \sum_{i=1}^m W_{ik} \right) \left(\frac{1}{m} \sum_{i=1}^m W_{il} \right) \right| \\ &\quad + 2M_b + \frac{(2 - n^*)M_\varepsilon}{n^*}. \end{aligned} \quad (31)$$

Following the steps in Lemma 2, with

$$\lambda_{0_\varepsilon} = C_1 \left(\frac{\log p}{m} \right)^{1/2} + M_b + \frac{(2 - n^*)M_\varepsilon}{2n^*}$$

for a sufficiently large constant $C_1 > 0$, we have

$$\text{pr} \left\{ \max_{k,l} |(\hat{\Sigma} - \Sigma_\varepsilon^0)_{k,l}| > 2\lambda_{0_\varepsilon} \right\} \leq 4p^{-C_2},$$

where $C_2 > 0$ only depends on C_1 and $\max(M_\varepsilon, M_b)$. \square

C.2 Additional Theorems and Proof of Theorem 1

Proof. Define $\Delta_\varepsilon = \Sigma_\varepsilon - \Sigma_\varepsilon^0$ and $F_\varepsilon(\Delta_\varepsilon) = \|\Delta_\varepsilon + \Sigma_\varepsilon^0 - \hat{\Sigma}_\varepsilon\|_F^2 / 2 + \lambda_\varepsilon \|\Delta_\varepsilon + \Sigma_\varepsilon^0\|_1$, then the objective function (5) is equivalent to

$$\min_{\Delta_\varepsilon : \Delta_\varepsilon = \Delta_\varepsilon^T, \Delta_\varepsilon + \Sigma_\varepsilon^0 \geq \delta I} F_\varepsilon(\Delta_\varepsilon).$$

Consider the set

$$\{\Delta_\varepsilon : \Delta_\varepsilon = \Delta_\varepsilon^T, \Delta_\varepsilon + \Sigma_\varepsilon^0 \geq \delta I, \|\Delta_\varepsilon\|_F = 5\lambda_\varepsilon (ps_\varepsilon)^{1/2}\}. \quad (32)$$

According to Xue et al. (2012), under the probability event $\{(|\hat{\Sigma}_\varepsilon - \Sigma_\varepsilon^0|_{k,l}| \leq \lambda_\varepsilon, \forall (i, j)\}$, we have

$$\begin{aligned}
F_\varepsilon(\Delta_\varepsilon) - F_\varepsilon(\mathbf{0}) &\geq \frac{1}{2} \|\Delta_\varepsilon\|_F^2 - 2\lambda_\varepsilon \left[\sum_{k,l=1}^p 1\{(\Sigma_\varepsilon^0)_{k,l} \neq 0\} \right]^{1/2} \|\Delta_\varepsilon\|_F \\
&\geq \frac{1}{2} \|\Delta_\varepsilon\|_F^2 - 2\lambda_\varepsilon (ps_\varepsilon)^{1/2} \|\Delta_\varepsilon\|_F \\
&= \frac{5}{2} \lambda_\varepsilon^2 ps_\varepsilon \\
&> 0.
\end{aligned}$$

Note that $F_\varepsilon(\Delta_\varepsilon)$ is a convex function and $F_\varepsilon(\hat{\Delta}_\varepsilon) \leq F_\varepsilon(\mathbf{0}) = 0$. Then, the minimizer $\hat{\Delta}_\varepsilon$ must be inside the sphere (32). Hence, we have

$$\begin{aligned}
&\Pr \left\{ \left\| \hat{\Sigma}_\varepsilon^+ - \Sigma_\varepsilon^0 \right\|_F \leq 5\lambda_\varepsilon (ps_\varepsilon)^{1/2} \right\} \\
&\geq 1 - \Pr \left\{ \max_{k,l} |(\hat{\Sigma}_\varepsilon - \Sigma_\varepsilon^0)_{k,l}| > \lambda_\varepsilon \right\} \\
&\geq 1 - 4p^{-C_2}.
\end{aligned}$$

□

Theorem 5. Consider the true between-subject covariance matrix $\Sigma_b^0 \in \mathcal{U}(M_b, s_b)$ and the true within-subject covariance matrix $\Sigma_\varepsilon^0 \in \mathcal{U}(M_\varepsilon, s_\varepsilon)$. Let

$$\lambda_{0_\varepsilon} = C_1 \left(\frac{\log p}{m} \right)^{1/2} + M_b + \frac{(2 - n^*)M_\varepsilon}{2n^*}$$

be the value of the tuning parameter λ in (5) in the main context for sufficiently large $C_1 > 0$, and the same n^* defined in Theorem 2. If $\log p \leq m$, then the naive estimator $\hat{\Sigma}^+$ satisfies

$$\left\| \hat{\Sigma}^+ - \Sigma_\varepsilon^0 \right\|_F \leq 10\lambda_{0_\varepsilon} (ps_\varepsilon)^{1/2}$$

with probability at least $1 - 4p^{-C_2}$, where $C_2 > 0$ only depends on C_1 and $\max(M_\varepsilon, M_b)$.

The proof of Theorem 2, 3, 4 and 5 follow straightforwardly from Theorem 1.

C.3 Corollaries

In some scenarios, estimation of between-subject and within-subject correlation matrices is of interest. And the sparse and positive-definite estimate of R_ε , denoted as \hat{R}_ε^+ , and of Σ_b , denoted as \hat{R}_b^+ are defined as solution of (5) with $B = \hat{R}_\varepsilon = D_\varepsilon^{-1/2} \hat{\Sigma}_\varepsilon D_\varepsilon^{-1/2}$ and $B = \hat{R}_b = D_b^{-1/2} \hat{\Sigma}_b D_b^{-1/2}$, where $D_\varepsilon = \text{diag}\{(\hat{\Sigma}_\varepsilon)_{1,1}, \dots, (\hat{\Sigma}_\varepsilon)_{p,p}\}$ and $D_b = \text{diag}\{(\hat{\Sigma}_b)_{1,1}, \dots, (\hat{\Sigma}_b)_{p,p}\}$.

Corollary 1. Under conditions of Theorem 1, if $\min_k (\Sigma_\varepsilon^0)_{k,k}$ is bounded from below, then

$$\left\| \hat{R}_\varepsilon^+ - R_\varepsilon^0 \right\|_F = O_P \left\{ \frac{(ps_\varepsilon N \log p)^{1/2}}{N - m} \right\},$$

uniformly on $\Sigma_\varepsilon^0 \in \mathcal{U}(M_\varepsilon, s_\varepsilon)$, as $N, m \rightarrow \infty$.

Proof. By Lemma 1, we have

$$\text{pr} \left\{ \max_{k,l} |(\hat{\Sigma}_\varepsilon - \Sigma_\varepsilon^0)_{k,l}| > C_1 \frac{(N \log p)^{1/2}}{N - m} \right\} = o(1). \quad (33)$$

By Lemma 2 in Cui et al. (2016), with (33) and the fact $(\hat{R}_\varepsilon)_{k,l} = (\hat{\Sigma}_\varepsilon)_{k,l} / \{(\hat{\Sigma}_\varepsilon)_{k,k}(\hat{\Sigma}_\varepsilon)_{l,l}\}^{1/2}$, for a sufficiently large constant $C'_1 > 0$, we have

$$\text{pr} \left\{ \max_{k,l} |(\hat{R}_\varepsilon - R_\varepsilon^0)_{k,l}| > C'_1 \frac{(N \log p)^{1/2}}{N - m} \right\} = o(1).$$

Following the steps in proof of Theorem 1, it is easily shown that

$$\|\hat{R}_\varepsilon^+ - R_\varepsilon^0\|_F = O_P \left\{ \frac{(ps_\varepsilon N \log p)^{1/2}}{N - m} \right\}.$$

□

Corollary 2. *Under conditions of Theorem 2, if $\min_k(\Sigma_\varepsilon^0)_{k,k}$ and $\min_k(\Sigma_b^0)_{k,k}$ are bounded from below, then*

$$\|\hat{R}_b^+ - R_b^0\|_F = O_P \left[(ps_b)^{1/2} \left\{ C'_1 \left(\frac{\log p}{m} \right)^{1/2} + C'_2 \frac{(N \log p)^{1/2}}{(N - m)n_0} \right\} \right],$$

uniformly on $\Sigma_\varepsilon^0 \in \mathcal{U}(M_\varepsilon, s_\varepsilon)$ and $\Sigma_b^0 \in \mathcal{U}(M_b, s_b)$, for some large $C'_1, C'_2 > 0$, as $m, n \rightarrow \infty$.

References

- ALGINA, J. & SWAMINATHAN, H. (2015). Psychometrics: Classical test theory. In *International Encyclopaedia of the Social and Behavioural Sciences*, 2nd ed, vol. 19, J. D. Wright, ed. New York: Elsevier, pp. 423–30.
- BAE, H., MONTI, S., MONTANO, M., STEINBERG, M. H., PERLS, T. T. & SEBASTIANI, P. (2016). Learning bayesian networks from correlated data. *Sci. Rep.* **6**, 25156.
- BICKEL, P. J. & LEVINA, E. (2008a). Regularized estimation of large covariance matrices. *Ann. Statist.* **36**, 199–227.
- BICKEL, P. J. & LEVINA, E. (2008b). Covariance regularization by thresholding. *Ann. Statist.* **36**, 2577–604.
- BIEN, J. & TIBSHIRANI, R. J. (2011). Sparse estimation of a covariance matrix. *Biometrika* **98**, 807–20.
- BOYD, S., PARIKH, N., CHU, E., PELEATO, B. & ECKSTEIN, J. (2010). Distributed optimization and statistical learning via the alternating direction method of multipliers. *Foundat. Trends Mach. Learn.* **3**, 1–122.
- CAI, T. & LIU, W. (2011). Adaptive thresholding for sparse covariance matrix estimation. *J. Am. Statist. Assoc.* **106**, 672–84.

- CAI, T. & YUAN, M. (2012). Adaptive covariance matrix estimation through block thresholding. *Ann. Statist.* **40**, 2014–42.
- CHAUDHURI, S., DRTON, M. & RICHARDSON, T. S. (2007). Estimation of a covariance matrix with zeros. *Biometrika* **94**, 199–216.
- CUI, Y., LENG, C. & SUN, D. (2016). Sparse estimation of high-dimensional correlation matrices. *Comp. Statist. Data Anal.* **93**, 390–403.
- EL KAROUI, N. (2008). Operator norm consistent estimation of large-dimensional sparse covariance matrices. *Ann. Statist.* **36**, 2717–56.
- EPSKAMP, S., WALDORP, L. J., MÖTTUS, R. & BORSBOOM, D. (2018). The Gaussian graphical model in cross-sectional and time-series data. *Multivar. Behav. Res.* **53**, 453–80.
- FAN, J., LIAO, Y. & LIU, H. (2016). An overview of the estimation of large covariance and precision matrices. *Economet. J.* **19**, C1–32.
- FISHER, A. J., MEDAGLIAB, J. D. & JERONIMUSD, B. F. (2018). Lack of group-to-individual generalizability is a threat to human subjects research. *Proc. Nat. Acad. Sci.* **115**, E6106–15.
- FREEDMAN, D. A. (1999). Ecological inferences and the ecological fallacy. In *International Encyclopaedia of the Social and Behavioural Sciences*, vol. 6, N. J. Smelser & P. B. Baltes, eds. New York: Elsevier, pp. 4027–30.
- HAMAKER, E. L. (2012). Why researchers should think “within-person”: A paradigmatic rationale. In *Handbook of Research Methods for Studying Daily Life*, M. R. Mehl & T. S. Conner, eds. New York: Guilford Press, pp. 43–61.
- HASTIE, T. J., TIBSHIRANI, R. J., & FRIEDMAN, J. H. (2009). *The Elements of Statistical Learning: Prediction, Inference and Data Mining*. New York: Springer, 2nd ed.
- IPEMA, K. J.R., KUIPERS, J., WESTERHUIS, R., GAILLARD, C. A.J.M., VAN DER SCHANS, C. P., KRIJNEN, W. P. & FRANSSEN, C. F.M. (2016). Causes and consequences of interdialytic weight gain. *Kidney Blood Press. Res.* **41**, 710–20.
- NISHIHARA, R., LESSARD, L., RECHT, B., PACKARD, A. & JORDAN, M. I. (2015). A general analysis of the convergence of alternating direction method. *Proc. Mach. Learn. Res.* **37**, 343–52.
- OSTROFF, C. (1993). Comparing correlation based on individual-level and aggregated data. *J. Appl. Psychol.* **78**, 569–82.
- QIAO, L., ZHANG, B., SU, J. & LU, X. (2016). Linearized alternating direction method of multipliers for constrained nonconvex regularized optimization. *Proc. Mach. Learn. Res.* **63**, 97–109.
- PIANTADOSI, S., BYAR, D. P. & GREEN, S. B. (1988). The ecological fallacy. *Am. J. Epidemiol.* **127**, 893–904.
- RAO, P. S.R.S. & HECKLER C. E. (1998). Multivariate one-way random effects model. *Am. J. Math. Manag. Sci.* **18**, 109–30.

- RAO, P. S.R.S. & SYLVESTRE E. A. (1984). ANOVA and MINQUE type of estimators for the one-way random effects model. *Commun. Statist.* **13**, 1667–73.
- ROTHMAN, A. J. (2012). Positive definite estimators of large covariance matrices. *Biometrika* **99**, 733–40.
- ROTHMAN, A. J., BICKEL, P. J., LEVINA, E. & ZHU, J. (2008). Sparse permutation invariant covariance estimation. *Electron. J. Statist.* **2**, 494–515.
- ROTHMAN, A. J. LEVINA, E. & ZHU, J. (2009). Generalized thresholding of large covariance matrices. *J. Am. Statist. Assoc.* **104**, 177–86.
- SEARLE, S. R., CASELLA, G. & MCCULLOCH, C. E. (2009). *Variance Components*. New York: John Wiley.
- VERSHYIN, R. (2018). *High-Dimensional Probability: An Introduction with Applications in Data Science*. Cambridge: Cambridge University Press.
- XUE, L., MA, S. & ZOU, H. (2012). Positive-definite ℓ_1 -penalized estimation of large covariance matrices. *J. Am. Statist. Assoc.* **107**, 1480–91.