

Heterogeneous Domain Adaptation with Positive and Unlabeled Data

Junki Mori¹, Ryo Furukawa¹, Isamu Teranishi¹, and Jun Sakuma^{2,3}

¹ NEC Corporation

² Tokyo Institute of Technology

³ RIKEN Center for Advanced Intelligence Project

{junki.mori, rfurukawa, teranisi}@nec.com, sakuma@c.titech.ac.jp

Abstract. Heterogeneous unsupervised domain adaptation (HDA) is the most challenging domain adaptation setting where the feature space differs between source and target domains, and the target domain has only unlabeled data. Existing HDA methods assume that both positive and negative examples are available in the source domain, which may not be satisfied in some real applications. This paper addresses a new challenging setting called *positive and unlabeled heterogeneous domain adaptation* (PU-HDA), a HDA setting where the source domain only has positives. PU-HDA can also be viewed as an extension of PU learning where the positive and unlabeled examples are sampled from different domains. A naive combination of existing HDA and PU learning methods is ineffective in PU-HDA due to the gap in label distribution between the source and target domains. To overcome this issue, we propose a novel method, *positive-adversarial domain adaptation* (PADA), which can predict likely positive examples from the unlabeled target data and simultaneously align the feature spaces to reduce the distribution divergence between the whole source data and the likely positive target data. PADA achieves this by a unified adversarial training framework for learning a classifier to predict positive examples and a feature transformer to transform the target feature space to that of the source. Specifically, they are both trained to fool a common discriminator that determines whether the likely positive examples are from the target or source domain. We experimentally show that PADA outperforms several baseline methods, such as the naive combination of HDA and PU learning.

Keywords: Heterogeneous domain adaptation · PU learning · Adversarial training.

1 Introduction

Applying machine learning models to new domains may lead to performance degradation [27]. This motivates researchers to study *domain adaptation* (DA) [21,29], which transfers knowledge from a known domain (source) with enough labeled data to a unknown domain (target) with a few or no labeled data and

Table 1. Setting comparison of this paper with existing HUDA methods.

Method	Common samples are necessary?	Common features are necessary?	Source negatives are necessary?
KCCA [32]	Yes	No	Yes
HHTL [34]	Yes	No	Yes
DSFT [30]	No	Yes	Yes
OT-based [3]	No	Yes	Yes
SFER [16]	No	No	Yes
GLG [17]	No	No	Yes
PADA(this paper)	No	Yes	No

trains a model with good performance on the target domain. In particular, *heterogeneous domain adaptation* (HDA) [5] has emerged as a new DA task to address the case where the source and target domains have different feature spaces, which cannot be addressed by the conventional DA.

Due to the difficulty of dealing with two different feature spaces, many HDA methods require a few labeled target data [5]. *Heterogeneous unsupervised domain adaptation* (HUDA), which needs no labeled data, i.e., only unlabeled data in the target domain, is known as the most challenging DA setting. Most HUDA methods also require other supplementary information to bridge the two domains, such as common samples [32,34] and common features [30,3] between the two domains. There are some studies that need no supplementary information [16,17] (see Table 1), although they implicitly assume that the two domains have sufficiently similar features.

Existing HUDA studies only consider the situation where both positive and negative examples in binary classification tasks are available in the source domain. However, in some real-world applications, only positive examples may be available. For example, a company may only have data on customers who have already bought its products or who have registered on its website. Such customers are positive in terms of whether they are potential customers or not because they are already interested in the company. On the other hand, customer data collected from another organization is unlabeled due to a lack of information about their interest in that company. As another example, patient data collected from a medical institution specializing in a particular disease (e.g. cancer) is essentially positive with respect to that disease, while patients with no record of diagnosis of that disease at other hospitals are unlabeled because the absence of a diagnosis does not mean that the patients do not have a disease. In these examples, the organization with only positive data and the other with only unlabeled data can be considered the source and target domains, respectively. Furthermore, their feature spaces are likely to be different due to their different data collection manners.

Motivated by the above examples, this paper addresses a new challenging HUDA setting called *positive and unlabeled heterogeneous domain adaptation* (PU-HDA), which consists of source domain with positive data and target domain with unlabeled data in the different feature spaces. PU-HDA can also be

viewed as an extension of positive and unlabeled (PU) learning [4] in that the positive examples and unlabeled examples are sampled from different domains. We assume that the two domains share common features as in Wei et al. [30]. This is a natural assumption since in many cases, even when two domains are different, they often share some common features as long as their data types are the same. In the examples above, information collected from patients at different hospitals would share basic examination items; information collected from customers at different customer bases would share demographic features. To the best of our knowledge, this paper is the first study to address PU-HDA. Comparison to related works that consider similar but different problems are summarized in Table 1.

In tackling PU-HDA, it first occurs to us to simply combine existing HUDA methods and PU learning methods, i.e., first map the source and target data into a constructed homogeneous feature space by existing HUDA methods and next apply existing PU learning methods on that feature space with the source as positive data and the target as unlabeled data. However, this naive combination does not work. The reason is as follows. First, existing HDA methods construct the homogeneous feature space to reduce the distribution divergence between the source data and target data. However, since the source data includes only positive data and the target data includes both positive and negative data⁴, we experimentally confirmed that the resulting feature space tends to be less label-discriminative on the target domain.

To overcome the above issue, we propose a novel method, *positive-adversarial domain adaptation* (PADA), which is inspired by a recently proposed PU learning method using adversarial training, *predictive adversarial networks* (PAN) [11]. PAN considers PU learning as a task of identifying likely positive examples from the unlabeled data set to fool a discriminator that determines whether the likely positive examples are from unlabeled data set or positive data set. Our key insight is to express the construction of the homogeneous feature space in the same adversarial training framework as PAN to reduce the distribution divergence between the whole source data and the likely positive target data, which prevents the constructed feature space in the target domain from being less discriminative. Specifically, PADA consists of a classifier to predict likely positive examples from the unlabeled target data and a feature transformer to transform the target feature space to that of the source. They are simultaneously trained to fool a common discriminator that determines whether the likely positive examples are from the target or source domain. As a result, we can obtain a feature space where the whole source data and positive target data are indistinguishable by the discriminator, and a accurate binary classifier on that discriminative feature space.

The contributions of our research are:

- We define a new task for the first time, *positive and unlabeled heterogeneous domain adaptation* (PU-HDA). PU-HDA has the difficulty that a naive com-

⁴ Note that the labels of target data are not observable at training time.

combination of existing HUDA and PU learning methods does not work well due to the gap in label distribution between the source and target domains.

- We propose a novel method, *positive-adversarial domain adaptation* (PADA) inspired by PAN [11] to solve the above issue. PADA can predict likely positive examples from the unlabeled target data and simultaneously align the feature spaces to reduce the distribution divergence between the whole source data and the likely positive target data in a unified adversarial training framework.
- PADA is experimentally evaluated on three dataset: Movielens-Netflix, 20-Newsgroups, and Default of credit card clients. We show that PADA outperforms the performance of several baselines including naive combination of existing HUDA and PU learning methods.

2 Related Works

We review previous studies related to the topic of this paper and discuss how different our work is from them.

2.1 Heterogeneous Unsupervised Domain Adaptation

The common idea of existing HUDA techniques is to learn feature transformers to transform the source and target data into the homogeneous feature space to minimize the distribution distance of the two domains on that feature space. As noted in Sec. 1, because of this difficulty, most HUDA techniques require some supplementary information to bridge the two domains. For example, KCCA [32] and HHTL [34] require paired (common) samples between the two domains, which are often difficult to obtain in real cases. DSFT [30] and OT(optimal transport)-based method [3] require common features between the two domains as in this paper⁵. CL-SCL [24] and FSR [6] require semantically equivalent word pairs and meta-features, respectively. There are some studies that do not explicitly require supplementary information, such as GLG [17] and SFER [16]. All of the methods listed here require both positive and negative examples in the source domain.

2.2 PU learning

PU learning trains a binary classification from positive and unlabeled examples without labeled negative examples [4]. Early PU learning methods adopt the two-step technique that first identifies reliable negative examples and then conducts supervised learning [15,33]. Some studies propose PU learning methods by considering unlabeled data as negative data having label noise [14,9]. Another

⁵ While DSFT and this paper consider the situation where the source and target each have domain-specific features, OT-based method considers the situation where only the target has domain-specific features.

promising branch of PU learning employs the framework of cost-sensitive learning [23,12]. Recently, Hu et al. [11] proposed the state-of-the-art PU learning method, Predictive Adversarial Networks (PAN) based on the revised architecture of GAN (Generative Adversarial Networks). Besides performance, PAN has the advantage of not requiring class prior probability.

2.3 Domain Adaptation in PU learning setting

As in our study, there are several recent studies that address domain adaptation in the context of PU learning. For example, Sonntag et al. [25] considers the DA scenario where the source domain has labeled data of all classes, and the target domain has unlabeled data and a few positive labeled data in the homogeneous feature space. The setting differs from ours which is more difficult, in that the target domain has positive labeled data and the source domain has both positive and negative data, and in the homogeneity of the feature space. The scenario where both target and source domains have unlabeled and positive labeled data is also treated for a link prediction task in the homogeneous setting [19] and heterogeneous setting [20], respectively. Their settings are also different from ours where the source domain has only positive labeled data and the target domain has only unlabeled data. In addition, there are studies that address open set domain adaptation (OSDA) by considering it as PU learning [18,8]. OSDA performs DA while also rejects target classes that are not present in the source domain as unknown. In their settings, the source domain has a positive (known) labeled data and the target domain has unlabeled data including positive and negative (unknown) data. However, they consider the homogeneous feature space unlike our study. Thus far, no study has examined the PU learning task in the HUDA setting.

3 Preliminaries

This section describes the existing PU learning method (PAN), by which our proposed method is inspired. Let X_p and X_u be the positive labeled data matrix with n_p data examples and the unlabeled data matrix with n_u data examples sampled from the underlying data distribution \mathcal{P} and \mathcal{U} , respectively. The task of PU learning is to train a binary classifier with only X_p and X_u . In the following, we describe a state-of-the-art PU learning method, PAN [11].

PAN adopts a GAN-like idea; a binary classifier C identifies likely positive examples in the unlabeled set X_u to fool a discriminator D , which determines whether these are real positive examples in X_p or samples chosen from X_u by C . PAN optimizes C and D by an objective function based on Kullback–Leibler divergence between the output confidence scores of C and D on each sample. We denote the output confidence scores of C as $C(\cdot) = (C(\cdot)_0, C(\cdot)_1)$, where $C(\cdot)_1$ and $C(\cdot)_0$ represent the probabilities that the input samples are predicted to be positive and negative, respectively. PAN’s objective is defined as follows (with slightly different notations from the original paper):

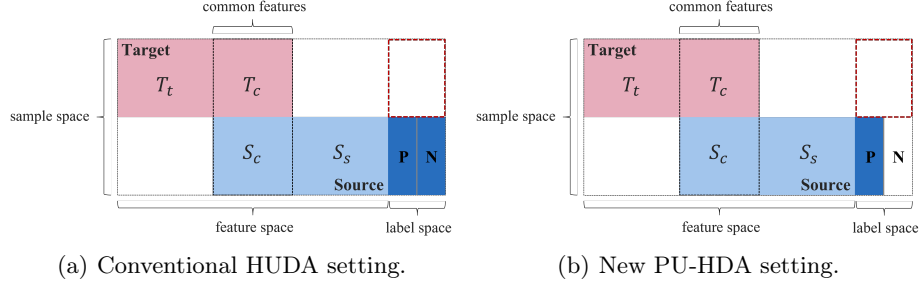


Fig. 1. View of data structure in two HUDA settings, (a) conventional one and (b) new one where the source domain has only positive data. Here, both of them assume that the two domains share common features.

$$\begin{aligned}
\min_C \max_D V_{\text{pan}}(D, C | X_p, X_u) = & - \sum_{i=1}^{n_p} KL(P_1 || D(x_p^i)) - \sum_{i=1}^{n_u} KL(P_0 || D(x_u^i)) \\
& + \lambda \left(\sum_{i=1}^{n_u} KL(D(x_u^i) || C(x_u^i)) - \sum_{i=1}^{n_u} KL(D(x_u^i) || \tilde{C}(x_u^i)) \right), \quad (1)
\end{aligned}$$

where P_1 and P_0 are the one-hot vectors representing positive and negative labels for D , respectively. Each x_*^i is a data sample from X_* . $\tilde{C}(\cdot)$ denotes the opposite output of $C(\cdot)$, i.e., $\tilde{C}(\cdot) = (C(\cdot)_1, C(\cdot)_0)$. The pair of the first and second terms in Eq. 1 is the cross-entropy for D and helps D to recognize real positive examples. Here, the unlabeled data is regarded as negative for D to give D the ability to also recognize negative examples to some extent. By the optimization with the third item, D tries to give the likely positive example (chosen by C as positive) the opposite confidence score to that of C to identify it as fake (negative). Meanwhile, in order to fool D , C tries to give a high score of positivity (a similar score to that of D) to the unlabeled example that D has difficulty to distinguish from real positive examples. C also gives a low score of positivity to the unlabeled example that is easy to distinguish by D . The fourth term symmetrizes the gradient, which enhances the performance of PAN.

4 Positive and Unlabeled Heterogeneous Domain Adaptation

4.1 Problem Definition

We define a problem setting addressed in this paper, PU-HDA setting. We suppose that the source domain and target domain share common features as in DSFT [30]. Let $X_s = [S_c; S_s] \in \mathbb{R}^{n_s \times (c+s)}$ and $X_t = [T_c; T_t] \in \mathbb{R}^{n_t \times (c+t)}$ be

the source data matrix with n_s data samples and target data matrix with n_t data samples, respectively. Here, S_c and T_c are the data matrices in the common feature space with c dimension in the source and target domain, respectively. S_s and T_t are the data matrices in the source and target specific feature spaces with s and t dimensions, respectively. We suppose that the data in the source domain are labeled as positive while the data in the target domain is unlabeled (including both positive and negative examples). We remark that this setting is different from the conventional HUDA where the source domain has both positive and negative labeled data. In other words, using the notation in Sec. 3, the PU-HDA setting is described by $X_p = X_s$ and $X_u = X_t$. The main tasks of the conventional HUDA and PU-HDA are the same, i.e., to predict the labels of the target data. These settings are visualized in Fig. 1.

4.2 Difficulty of PU-HDA

In this subsection, we show that a naive approach that directly combines the existing HUDA and PU learning methods does not necessarily solve PU-HDA appropriately. In the naive approach, we first train feature transformers that transform X_s and X_t into a new homogeneous feature space by using HUDA methods, such as DSFT, GLG, and SFER. For example, DSFT obtains the homogeneous feature space by the mapping functions $\Psi_s : \mathbb{R}^c \rightarrow \mathbb{R}^s$ and $\Psi_t : \mathbb{R}^c \rightarrow \mathbb{R}^t$ as $\hat{X}_s = [S_c; S_s; \Psi_t(S_c)]$ and $\hat{X}_t = [T_c; \Psi_s(T_c); T_t]$. The mapping functions Ψ_s and Ψ_t are trained to minimize the prediction errors $\|\Psi_t(T_c) - T_t\|^2$ and $\|\Psi_s(S_c) - S_s\|^2$, and the distribution distance of \hat{X}_s and \hat{X}_t using maximum mean discrepancy (MMD). Then, we can apply a PU learning method such as PAN to the unlabeled data \hat{X}_t and the positive labeled data \hat{X}_s .

This approach can be ineffective due to the following the reason. HUDA methods learn feature transformers that reduce the distribution divergence between \hat{X}_s and \hat{X}_t under some metric, such as MMD. However, recall that \hat{X}_s includes only positive data while \hat{X}_t includes both positive and negative data. Due to this gap, the mapping that reduces the distribution divergence between \hat{X}_s and \hat{X}_t does not necessarily generate a feature space that gives high discriminative performance on the target data. Indeed, we experimentally confirmed that this naive combination of HUDA and PU learning did not work in Sec. 6. One solution to overcome this difficulty is to reduce the distribution divergence between the whole source data X_s and the data in X_t with positive labels only. In the next section, we propose a new method with considering this difficulty.

5 Proposed Approach

In this section, we describe the proposed method called positive-adversarial domain adaptation (PADA), which overcomes the difficulty described in the previous section by integrating the feature space alignment and PU learning in the

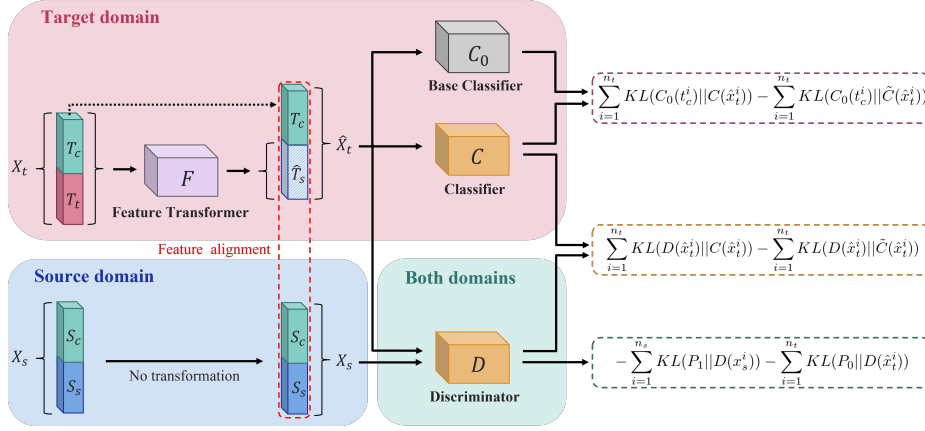


Fig. 2. Overview of the proposed method, PADA using soft-labeling mechanism.

same framework via adversarial training. Thereby, PADA can reduce the distribution divergence between the whole source data and the positive data in the target data.

5.1 Positive-adversarial Domain Adaptation

The entire architecture of PADA is described in Fig. 2. First, let us consider a way to construct a homogeneous feature space. Given the asymmetry of the source and target data, we employ an asymmetric transformation [5]. That is, we transform the target data X_t into the data \hat{T}_s in the source-specific feature space via feature transformer $F : \mathbb{R}^{c+t} \ni x_t^i \mapsto \hat{t}_s^i \in \mathbb{R}^s$. Thus, we get $\hat{X}_t = [T_c; \hat{T}_s]$ and X_s in the same feature space. Note that the predicted features \hat{T}_s are constructed from both the common features T_c and the target-specific features T_t to fully leverage the given information, unlike DSFT whose mapping functions Ψ_s and Ψ_t only take common features as inputs.

Next, we consider a learning method of F . The regular domain adaptation approaches learn F to reduce the distribution divergence between \hat{X}_t and X_s . We adopt a regular approach, specifically an adversarial adaptation as in [7, 28, 26, 22]. We train F to fool a discriminator D_f that determines whether an input example is from the source domain or target domain. One concern with this procedure is that it suffers from the gap in the label distribution as discussed in Sec. 4.2 and experimentally confirmed in Appendix B.2. When measuring the divergence between \hat{X}_t and X_s , we need to focus on the positive examples in \hat{X}_t only. Unfortunately, the ground truth labels of samples in \hat{X}_t are not observable. Our idea is to measure the divergence between X_s and the likely positive data in \hat{X}_t instead. This is achieved by learning F to fool a discriminator that determines whether the likely positive example is from \hat{X}_t or X_s , rather than the discriminator D_f . Note that the discriminator D introduced in Sec. 3 exactly plays this role. This

motivates us to integrate the learning process of F into the framework of PU learning, especially PAN’s framework. That is, we give D two roles, a discriminator for PU learning and a discriminator for domain adaptation. Specifically, we apply PAN to the positive labeled data X_s and the unlabeled data \hat{X}_t , and train both a feature transformer F and a classifier C to fool a discriminator D . Putting everything together, we have the objective function of PADA as:

$$\begin{aligned} \min_{C, F} \max_D V_{\text{pada}}(D, F, C | X_s, X_t) = & - \sum_{i=1}^{n_s} KL(P_1 || D(x_s^i)) - \sum_{i=1}^{n_t} KL(P_0 || D(\hat{x}_t^i)) \\ & + \lambda \left(\sum_{i=1}^{n_t} KL(D(\hat{x}_t^i) || C(\hat{x}_t^i)) - \sum_{i=1}^{n_t} KL(D(\hat{x}_t^i) || \tilde{C}(\hat{x}_t^i)) \right), \end{aligned} \quad (2)$$

where $\hat{x}_t^i = [t_c^i; F(x_t^i)]$ and $x_t^i = [t_c^i; t_t^i]$. When optimizing F , the first and second terms of Eq. 2 plays a role to reduce the distance of X_s and \hat{X}_t , which helps F to represent a feature space that is useful for the PU learning in the next stage. If F is trained with these terms only, it suffers from the label-gap problem in Sec. 4.2. Here, the third and fourth terms help to alleviate this problem. Specifically, they help C to fool D , i.e., facilitate the whole data X_s and the likely positive data in \hat{X}_t to be indistinguishable. Note that common features are necessary for finding some examples in \hat{X}_t that are difficult for D to distinguish from real positive examples in X_s , especially in the early stage of learning ((see the next subsection in detail)). Algorithm 1 describes the learning algorithm of PADA using stochastic gradient descent.

Algorithm 1 Learning of PADA by the stochastic gradient descent.

Input: positive labeled source data $X_s = [S_c; S_s] \in \mathbb{R}^{n_s \times (c+s)}$, unlabeled target data $X_t = [T_c; T_t] \in \mathbb{R}^{n_t \times (c+t)}$, number of training steps T , and initial model parameters $\theta_C, \theta_D, \theta_F$ of C, D, F .

Output: C, D, F

- 1: **for** T steps **do**
 - 2: Sample a mini-batch $\mathbf{x}_s = \{x_s^1, \dots, x_s^m\}$ from X_s and a mini-batch $\mathbf{x}_t = \{x_t^1, \dots, x_t^m\}$ from X_t . // training of D
 - 3: $\theta_D \leftarrow \theta_D + \nabla_{\theta_D} V_{\text{pada}}(D, F, C | \mathbf{x}_s, \mathbf{x}_t)$
 - 4: Sample a mini-batch $\mathbf{x}_s = \{x_s^1, \dots, x_s^m\}$ from X_s and a mini-batch $\mathbf{x}_t = \{x_t^1, \dots, x_t^m\}$ from X_t . // training of F
 - 5: $\theta_F \leftarrow \theta_F - \nabla_{\theta_F} V_{\text{pada}}(D, F, C | \mathbf{x}_s, \mathbf{x}_t)$
 - 6: Sample a mini-batch $\mathbf{x}_t = \{x_t^1, \dots, x_t^m\}$ from X_t . // training of C
 - 7: $\theta_C \leftarrow \theta_C - \nabla_{\theta_C} V_{\text{pada}}(D, F, C | \cdot, \mathbf{x}_t)$
 - 8: **end for**
 - 9: Return C, D, F .
-

5.2 Soft labeling mechanism to improve PADA

In the early stage of learning PADA, since F is not fully trained, the features \hat{T}_s created by F may make the whole features $\hat{X}_t = [T_c; \hat{T}_s]$ useless. As a result, C fails to choose likely positive examples from \hat{X}_t , which leads to the unstable learning of C and F . Therefore, in this section, we consider guiding the learning of C by a *base classifier* that can be trained stably using only common features, without F .

First, we apply PAN to the common features of the source data and target data, S_c and T_c . Let C_0 be the base classifier obtained from PAN using S_c and T_c as the positive data and the unlabeled data, respectively. If the common features contain some useful information for classification, C_0 should attain some degree of classification accuracy. Therefore, we can use C_0 to guide the learning of C . By using C_0 , the objective of PADA is modified as follows:

$$\begin{aligned} \min_{C, F} \max_D V'_{\text{pada}}(D, F, C | X_s, X_t) = & - \sum_{i=1}^{n_s} KL(P_1 || D(x_s^i)) - \sum_{i=1}^{n_t} KL(P_0 || D(\hat{x}_t^i)) \\ & + \lambda \left(\sum_{i=1}^{n_t} KL(D(\hat{x}_t^i) || C(\hat{x}_t^i)) - \sum_{i=1}^{n_t} KL(D(\hat{x}_t^i) || \tilde{C}(\hat{x}_t^i)) \right) \\ & + \eta \left(\sum_{i=1}^{n_t} KL(C_0(t_c^i) || C(\hat{x}_t^i)) - \sum_{i=1}^{n_t} KL(C_0(t_c^i) || \tilde{C}(\hat{x}_t^i)) \right), \end{aligned} \quad (3)$$

where η is a balancing parameter. Note that C_0 takes only common features as inputs. The fifth and sixth terms are new terms. In the fifth term, C_0 gives soft labels⁶ to the unlabeled data \hat{X}_t , and C is trained using them as teacher labels. The sixth term symmetrizes the gradient as in the original PAN's objective. By these terms, the learning of C will be accelerated when D and F are not yet enough learned, which also leads to accelerated learning of D and F as a result. Once the learning of C is finished, C is expected to perform better than C_0 . Therefore, it is also expected that training PADA again using this C as a base classifier C_0 will yield a better classifier. By this insight, we adapt repeating this soft-labeling process until the accuracy of the finally produced classifier saturates. We note that, in the second and later rounds, C_0 can take both common features and target-specific features as inputs.

6 Experiments

6.1 Experimental Setup

Datasets We reorganized three datasets and used them to evaluate the proposed method PADA since no public dataset was directly related to PU-HDA setting. Detailed information about the datasets is presented in Appendix A.

⁶ Soft labels are usually used in the context of *distillation* [10], which transfers the knowledge of large models to small models.

MovieLens-Netflix [2,1]: MovieLens and Netflix are two movie datasets which contain users and their ratings for movies on a scale of [0,5]. To create a classification dataset using them, we focus on movie genre rather than movie title. We first calculate each user’s average rating for each genre, and the differences between those and the user’s average rating for all movies are used as features. The genres common to MovieLens and Netflix correspond to common features. We select one feature from common features and label each user as positive or negative according to whether the value for the feature is positive or negative, i.e., the user likes the corresponding genre or not. We chose Adventure as label because the correlation of Adventure with other features is high and the ratios of positive and negative are approximately equal. Since the default proportion of common genres is large, we randomly chose 4 genres from the 16 common genres and used them as common features. Half of the remaining common genres were used for MovieLens-specific features and half for Netflix-specific features. We assigned MovieLens as target and Netflix as source.

20-News [13]: a collection of about 20,000 documents belonging to four top categories, computer (C), recording (R), science (S), and talk (T), each containing four more subcategories. We create a binary classification task as in DSFT [30], by selecting two top categories and assign them as positive and negative labels. Half of subcategories is used for source and half for target. Each document is represented by tf-idf features. We use the top 500 most frequent common words in the source and target domain as common features, and the top 5000 frequent specific words in each domain as domain-specific features.

Default of credit card clients [31]: a collection of credit card records including user demographics, history of payments, bill statements, and previous payments, with users’ default payments as binary labels. We assign male users as source and female users as target. User demographics are used as common features, which may often occur in reality. We use bill statements and half of history of payments as source-specific features, and previous payments and half of history of payments as target-specific features. We vary the positive ratio of the target data from 0.5 to 0.1 to see the sensitivity of PADA to it.

Compared methods We compare the performances of **PADA** and **PADA** with soft-labeling (**PADA_S**) to the five baseline methods. For all methods, PAN [11] was used as the PU learning method to provide a fair comparison with **PADA**. **COM_P** conducts PAN using only common features of the source and target domains as positive and unlabeled data, respectively. **DIST** only uses the soft labeling mechanism of **PADA_S**, i.e., first gives soft labels to the unlabeled target data by **COM_P** and trains a classifier by using all the target features and the soft labels as in usual distillation [10]. The positive effect of the target-specific features not used in **COM_P** is expected. Note that **DIST** can not transfer the knowledge of the source-specific features to the target domain. **DSFT_P^l** and **DSFT_P^{nl}** are naive combinations of DSFT [30] and PU learning described in Sec. 4.2. They first construct a homogeneous feature space by DFFT with a linear mapping and non-linear mapping, respectively, and next conduct PAN

using the source and target data in the constructed homogeneous feature space. As with DSFT_P^l and DSFT_P^{nl} , SFER_P is also a naive approach, i.e., constructs a homogeneous feature space by SFER [16] and conducts PAN in that feature space. SFER does not require common features, but SFER_P also uses them to learn the homogeneous feature space.

Implementation details The binary classifier trained by each method was tested on target domain. We split each target data into training, validation, and testing datasets. Each method was tuned by validation dataset and tested by testing dataset. We implemented each method three times and used average test accuracy as the test metric. For PADA, we selected the best learning rate in $[0.0001, 0.0005, 0.001, 0.005, 0.01, 0.05, 0.1]$, λ and η in $[0.0001, 0.0005, 0.001, 0.005, 0.01, 0.05, 0.1, 0.5, 1]$. We repeated the soft-labeling of PADA until the convergence of validation accuracy. The batch size of PADA was set to 128. For a fair comparison, each method adopted a linear classifier and a linear discriminator, i.e., logistic regressions. We also used a linear transformation for a feature transformer.

6.2 Results and Analysis

Performance comparison The test accuracy results of all compared methods are reported in Table 2, Table 3, and Table 4. We also report AUC for Default of credit card clients because the positive ratio is changed to small. The best result among compared methods is written in bold.

Table 2 shows the results for Movielens-Netflix and we can see that PADA and PADA_S outperform all the baseline methods in every setting. Specifically, they improve COM_P using only common features by about 4% on average and by about 6% in a particular setting, which is an effect of source-specific and target-specific features. Note that DIST also improves COM_P . This is because generalization performance is improved by using not only common features but also target-specific features when performing distillation by the soft labels given by COM_P . Moreover, PADA and PADA_S outperform DIST, which indicates that they successfully transfers the source-specific features to the target domain. We can also observe the positive effect of the soft-labeling by PADA_S over PADA. We also note that the naive HUDA and PU learning combination methods, such as DSFT_P^l , DSFT_P^{nl} , and SFER_P , do not work well at all. This fact is consistent with the difficulty of these methods described in Sec. 4.1.

The results for 20-Newsgroups are presented in Table 3. In this dataset, we can observe the positive effect of DSFT. In the setting C-S, for example, DSFT_P^{nl} improves COM_P by 5%. Overall, however, its improvement over COM_P is modest. Although the improvement of PADA over COM_P is also modest, the soft-labeling of PADA_S is considerably effective in this dataset, outperforming the baseline methods in almost all settings. We note that at most three iterations of soft labeling in PADA_S were sufficient.

Table 4 shows the results for Default of credit card clients. When the positive ratio is 0.5, we can see that PADA_S is the best method in terms of both accuracy

Table 2. Performance comparison using accuracy (%) for Movielens-Netflix dataset. Four common features were randomly selected five times, which makes 5 experimental settings (see Appendix A for specific genres selected).

Settings	Methods						
	COM _P	DIST	DSFT _P ^l	DSFT _P ^{nl}	SFER _P	PADA	PADA _S
A	59.93	62.64	58.29	59.30	57.84	66.29	66.13
B	59.99	62.50	57.84	58.29	60.53	61.90	63.14
C	62.64	65.07	58.85	58.01	57.82	67.82	68.93
D	65.49	66.85	60.55	61.26	62.99	70.26	69.70
E	66.61	66.59	57.95	57.86	57.70	65.44	66.72
Average	62.93	64.73	58.70	58.94	59.38	66.34	66.92

Table 3. Performance comparison using accuracy (%) for 20-Newsgroups dataset. We selected two top categories and assigned them as positive and negative labels.

Labels Pos. Neg.		Methods						
		COM _P	DIST	DSFT _P ^l	DSFT _P ^{nl}	SFER _P	PADA	PADA _S
C	R	80.14	84.88	84.16	83.02	-	80.43	86.11
C	S	64.71	64.75	66.07	69.81	-	65.48	66.54
C	T	80.67	79.42	80.17	80.47	-	80.67	83.76
R	S	50.93	50.13	55.72	51.35	-	55.81	56.73
R	T	66.37	66.52	65.44	67.01	-	66.96	67.21
S	T	66.47	67.06	65.78	66.17	-	66.91	71.40
Average		68.21	68.79	69.57	69.64	-	69.38	71.96

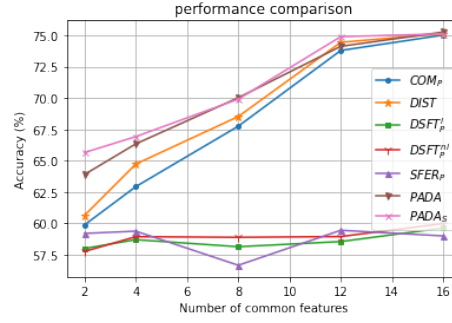
and AUC. Even PADA outperforms all the baseline methods, but PADA_S further improves PADA. Moreover, PADA_S is the best even when the positive ratio is 0.3. Although the accuracy of SFER_P is high, its AUC is low, which means SFER_P predicts most of the data as negative. In the case of 0.1 positive ratio, PADA and PADA_S also show the improvements over COM_P. However, DSFT_P^{nl} is better than them. As a result, DSFT may be effective in particular datasets and settings, but its effective range is very limited.

Analysis on the impact of input features Using Movielens-Netflix dataset, we further analyze the impact of the input features on the proposed method. First, as shown in Table 2, how much PADA and PADA_S improve COM_P depends on the setting, i.e., the selected common features, source-specific features, and target-specific features. In Appendix B.1, we show that this is mainly related to two factors, (a) the usefulness of target-specific features, and (b) the correlation between target-specific and source-specific features.

Here, we investigate the effect of the number of common features on each method by showing the experimental result. Fig. 3 shows the test accuracy when varying the number of selected common features from 2 to 16 (all genres common to Movielens and Netflix). We can see that the performance of each method degrades as the number of common features decreases, but PADA_S shows the

Table 4. Performance comparison using accuracy (%) and AUC (%) for Default of credit card clients dataset. The positive ratio of target data was varied from 0.5 to 0.1.

Positive ratio	Test metric	Methods						
		COM_P	DIST	$DSFT_P^l$	$DSFT_P^{nl}$	$SFER_P$	PADA	$PADA_S$
0.5	Accuracy	54.60	57.85	44.42	54.07	49.40	60.09	63.70
	AUC	58.76	61.72	37.75	55.93	48.94	63.02	68.42
0.3	Accuracy	62.79	66.02	58.91	65.42	70.57	65.31	68.53
	AUC	61.68	66.04	49.33	45.88	58.73	65.55	68.09
0.1	Accuracy	63.32	67.64	62.87	82.59	80.61	70.73	72.20
	AUC	61.24	66.74	70.52	68.51	36.85	65.77	61.93

**Fig. 3.** Effect of the number of selected common features for Movielens-Netflix

least degradation. Conversely, the greater the number of common features, the smaller the performance difference between COM_P and $PADA_S$. This is because as the number of common features increases, the number of target-specific features decreases, i.e., the target-specific features lose their usefulness. We also note that the naive combination of HUDA and PU learning such as $DSFT_P^l$, $DSFT_P^{nl}$, and $SFER_P$ are not valid regardless of the number of common features, which means that the homogeneous feature spaces obtained by them lose or inhibit the usefulness of common features.

7 Conclusion

We defined a new heterogeneous domain adaptation task where only positive examples are available in the source domain. To overcome the gap in label distribution between the source and target data, we proposed a novel method that integrates the feature alignment and PU learning in a unified adversarial training framework. Moreover, we experimentally showed that our proposed method outperformed several baseline methods.

Finally, it should be mentioned that this paper does not take into account the divergence between the distributions of the source common features and target common features. It is a future work to reduce the divergence between the source

common features and target common features (if there is any divergence) and increase the performance of our proposed method.

Appendix

A Dataset Information

Detailed information about each dataset Table 5 shows the detailed information about three datasets used in our experiments.

Table 5. Detailed information about the processed datasets, Movielens-Netflix, 20-Newsgroups, and Default of credit card clients.

Dataset		Number of samples					Number of features		
		Training			Testing		Common	Domain-specific	
		Target		Source	Pos	Neg		Target	Source
		Pos	Neg	Pos					
Movielens-Netflix		6,836	9,164	8,835	55,725	74,816	4	13	20
20-Newsgroups	CR	1,168	1,197	1,768	397	390	500	5,000	5,000
	CS	1,168	1,187	1,768	378	406			
	CT	1,168	842	1,768	391	278			
	RS	1,192	1,187	1,197	396	396			
	RT	1,192	842	1,197	412	266			
	ST	1,187	842	1,186	380	296			
Credit card	0.5	3,763	3,763	2,873	753	753	4	13	13
	0.3	3,763	8,780	2,873	732	1,778			
	0.1	1,594	14,349	2,873	325	2,865			

Movie genres of Movielens and Netflix We first present the default movie genres of Movielens and Netflix in Table 6. The original Netflix does not have genre information, and therefore the genre information was fetched from IMDB.

In our main experiments, four of the common genres were randomly selected as common features, half of the remaining common genres were used as source-specific features, and half as target-specific features. Table 7 shows the assignments of common genres to the common features, target-specific features, and source-specific features for each setting used in Tabel 2.

B Additional Experimental Results and Analysis

B.1 Analysis on the impact of input features

We analyze the impact of the input features on the proposed method using quantitative metrics. Specifically, we examine for what features the proposed

Table 6. Default movie genres of Movielens and Netflix categorized into three, common genres, movielens-specific genres, and netflix-specific genres.

Common	Movielens-specific	Netflix-specific
Action, Adventure, Animation, Comedy, Crime, Documentary, Drama, Fantasy, Film-Noir, Horror, Musical, Mystery, Romance, Sci-Fi, Thriller, War, Western	Children, IMAX, (no genres listed)	Biography, Family, Game-Show, History, Music, News, Reality-TV, Short, Sport, Talk-Show

Table 7. The assignments of common genres to the common features, target-specific features, and source-specific features. The common features are randomly selected five times, which makes each setting.

Setting	Common	Target-specific	Source-specific
A	Comedy, Crime, Documentary, Thriller	Action, Animation, Fantasy, Film-Noir, Musical, Western	Drama, Horror, Mystery, Romance, Sci-Fi, War
B	Crime, Film-Noir, Musical, War	Documentary, Drama, Horror, Romance, Sci-Fi, Thriller	Action, Animation, Comedy, Fantasy, Mystery, Western
C	Film-Noir, Romance, Sci-Fi, Thriller	Action, Crime, Documentary, Fantasy, Horror, Musical	Animation, Comedy, Drama, Mystery, War, Western
D	Animation, Crime, Fantasy, Horror	Action, Film-Noir, Mystery, Sci-Fi, Thriller, Western	Comedy, Documentary, Drama, Musical, Romance, War
E	Animation, Drama, Mystery, War	Comedy, Crime, Film-Noir, Musical, Romance, Thriller	Action, Documentary, Fantasy, Horror, Sci-Fi, Western

method is effective. We first calculate P_{DIST} and P_{PADA_s} , metrics that indicate how much DIST and PADA_S improve COM_P, defined as follows:

$$P_{DIST} = \frac{Acc_{dist} - Acc_{com}}{1 - Acc_{com}}, \quad P_{PADA_s} = \frac{Acc_{pada_s} - Acc_{com}}{1 - Acc_{com}}, \quad (4)$$

where Acc_* represents the test accuracy for each method *. We next define the usefulness of the common features and target-specific features by the strength of correlation between the label and them. This is because features highly correlated with the label ("Adventure" in this paper) are useful for predicting the label. We define the *average absolute correlation coefficient* between the label and features:

$$Corr_{com}^{lab} = \sum_{f \in Set_{com}} \frac{|c_{f,l}|}{|Set_{com}|}, \quad Corr_{tar}^{lab} = \sum_{f \in Set_{tar}} \frac{|c_{f,l}|}{|Set_{tar}|}, \quad (5)$$

where $c_{f,l}$ is the correlation coefficient between the label and the feature f , and Set_{com} and Set_{tar} are the feature sets of common features and target-specific

Table 8. Metrics that analyze the impact of input features on the proposed method.

Setting	Metric					
	P_{DIST}	P_{PADA_S}	$Corr_{tar}^{lab}$	$Corr_{com}^{lab}$	$R_{tar/com}$	$Corr_{tar}^{sou}$
A	0.068	0.155	0.206	0.342	1.660	0.231
B	0.063	0.079	0.226	0.270	1.195	0.231
C	0.065	0.168	0.279	0.339	1.218	0.258
D	0.040	0.122	0.316	0.339	1.074	0.272
E	-0.001	0.003	0.317	0.183	0.578	0.236

features, respectively. $|Set_{com}|$ and $|Set_{tar}|$ represent the number of elements of Set_{com} and Set_{tar} , respectively. We also define the usefulness of the target-specific features relative to the common features by $R_{tar/com} = Corr_{tar}^{lab}/Corr_{com}^{lab}$. Finally, the average absolute correlation coefficient between the target-specific and source-specific features is defined by:

$$Corr_{tar}^{sou} = \sum_{f \in Set_{tar}} \sum_{f' \in Set_{sou}} \frac{|c_{f,f'}|}{|Set_{tar}| \times |Set_{sou}|}. \quad (6)$$

The metrics defined above for each setting of the Movielens-Netflix dataset are shown in Table 8. First, we can see that the larger $R_{tar/com}$ is, the larger P_{DIST} is. That is, if the target-specific features have more useful information than the common features, then DIST using target-specific features improves COM_P . For example, setting A has the largest P_{DIST} and $R_{tar/com}$. Conversely, as in setting E, if $R_{tar/com}$ is small, i.e., the common features have sufficient information relative to the target-specific features, there is no improvement by DIST and $PADA_S$. Furthermore, if the correlation between target-specific features and source-specific features is large, i.e., $Corr_{tar}^{sou}$ is large, $PADA_S$ can improve COM_P and DIST because $PADA_S$ can transfer the knowledge of the source to the target. For example, in setting D, although P_{DIST} is small, P_{PADA_S} is large because $Corr_{tar}^{sou}$ is the largest among all settings. Therefore, (a) the usefulness of target-specific features relative to the common features and (b) the correlation between target-specific and source-specific features are essential for our proposed method.

B.2 Ablation Study

In this section, we confirm that PADA indeed reduces the distribution divergence between the whole source data and the positive data in the target data, resulting in a more discriminative feature space in the target domain. To investigate this, we perform an ablation study. Since the key point of PADA is to train both a classifier and a feature transformer to fool a common discriminator D , we perform a different version of PADA, **PADA_F** that trains a feature transformer to fool a discriminator D_f defined in Sec. 5.1. Therefore, **PADA_F** trains two discriminators, D for the classifier and D_f for the feature transformer. Since D_f is trained to discriminate the whole source data and the whole target data, we

Table 9. The results of the ablation study to show the effectiveness of the PADA’s key point.

Dataset		Accuracy of method		Accuracy of discrimination					
		PADA	PADA _F	Common		PADA		PADA _F	
				Acc_d^{pp}	Acc_d^{pn}	Acc_d^{pp}	Acc_d^{pn}	Acc_d^{pp}	Acc_d^{pn}
Movielens-Netflix	A	67.82	64.79	54.79	64.03	61.81	72.09	67.28	65.27
	C	66.29	61.12	54.44	48.32	58.77	66.11	60.51	60.91
	D	70.26	65.11	54.24	56.93	64.90	76.49	69.18	64.75
Credit card	0.5	60.09	56.46	58.60	63.05	66.63	78.41	65.38	69.42
Average		66.12	61.87	55.52	58.08	63.03	73.27	65.59	65.09

expect that PADA_F will create a less discriminative feature space in the target domain due to the gap in label distribution between the source and target data. To see the distribution distance between the source data and the positive target data (or negative target data) in the resulting feature space, we define a metric Acc_d^{pp} (or Acc_d^{pn}), the test accuracy of discrimination by another discriminator D' that discriminates the source data and the positive target data (or negative target data). D' is trained on the resulting feature space after finishing the learning of PADA and PADA_F, or only on the common feature space. In this experiment, we separate the source and the positive target data (or negative target data) into a training set and a testing set. We train D' on the training set and apply it to the testing set. As clear examples to show the results of the ablation study, we pick up the settings A, C, D of Movielens-Netflix, and the setting 0.5 (positive ratio) of credit card dataset where PADA significantly outperforms COM_P.

The results are presented in Table 9. We can see that the accuracy of PADA_F is greatly degraded compared to PADA, which proves our key insight for PADA. Moreover, as expected, there is little difference between Acc_d^{pp} and Acc_d^{pn} in PADA_F, that is, even the distribution divergence between the source data and negative target data was reduced. On the other hand, the difference between Acc_d^{pp} and Acc_d^{pn} in PADA is large, that is, only the distribution divergence between the source data and positive target data was reduced. We also note that the difference between Acc_d^{pp} and Acc_d^{pn} in PADA is larger than that in the common feature space, which means the feature space in the target domain obtained a better discriminative power. In summary, we confirmed that PADA can reduce only the distribution divergence between the source and positive target data, thus creating a discriminative feature space in the target domain.

References

1. Netflix prize data (2009), <https://www.kaggle.com/datasets/netflix-inc/netflix-prize-data>
2. Movielens (2019), <https://grouplens.org/datasets/movielens/>

3. Aritake, T., Hino, H.: Domain adaptation with optimal transport for extended variable space. In: 2022 International Joint Conference on Neural Networks (IJCNN). pp. 1–9 (2022)
4. Bekker, J., Davis, J.: Learning from positive and unlabeled data: A survey. *Machine Learning* **109**, 719–760 (2020)
5. Day, O., Khoshgoftaar, T.M.: A survey on heterogeneous transfer learning. *Journal of Big Data* **4** (2017)
6. Feuz, K.D., Cook, D.J.: Transfer learning across feature-rich heterogeneous feature spaces via feature-space remapping (fsr). *ACM Trans. Intell. Syst. Technol.* **6**(1) (2015)
7. Ganin, Y., Ustinova, E., Ajakan, H., Germain, P., Larochelle, H., Laviolette, F., Marchand, M., Lempitsky, V.: Domain-adversarial training of neural networks. *The journal of machine learning research* **17**(1), 2096–2030 (2016)
8. Garg, S., Balakrishnan, S., Lipton, Z.C.: Domain adaptation under open set label shift. In: Oh, A.H., Agarwal, A., Belgrave, D., Cho, K. (eds.) *Advances in Neural Information Processing Systems* (2022)
9. Gong, C., Shi, H., Liu, T., Zhang, C., Yang, J., Tao, D.: Loss decomposition and centroid estimation for positive and unlabeled learning. *IEEE Transactions on Pattern Analysis and Machine Intelligence* **43**(3), 918–932 (2021)
10. Hinton, G.E., Vinyals, O., Dean, J.: Distilling the knowledge in a neural network. *ArXiv abs/1503.02531* (2015)
11. Hu, W., Le, R., Liu, B., Ji, F., Ma, J., Zhao, D., Yan, R.: Predictive adversarial learning from positive and unlabeled data. *Proceedings of the AAAI Conference on Artificial Intelligence* **35**(9), 7806–7814 (2021)
12. Kiryo, R., Niu, G., du Plessis, M.C., Sugiyama, M.: Positive-unlabeled learning with non-negative risk estimator. In: Guyon, I., Luxburg, U.V., Bengio, S., Wallach, H., Fergus, R., Vishwanathan, S., Garnett, R. (eds.) *Advances in Neural Information Processing Systems*. vol. 30. Curran Associates, Inc. (2017)
13. Lang, K.: Newsweeder: Learning to filter netnews. In: Prieditis, A., Russell, S. (eds.) *Machine Learning Proceedings 1995*, pp. 331–339. Morgan Kaufmann, San Francisco (CA) (1995)
14. Liu, B., Dai, Y., Li, X., Lee, W., Yu, P.: Building text classifiers using positive and unlabeled examples. In: *Third IEEE International Conference on Data Mining*. pp. 179–186 (2003)
15. Liu, B., Lee, W.S., Yu, P.S., Li, X.: Partially supervised classification of text documents. In: *Proceedings of the Nineteenth International Conference on Machine Learning*. p. 387–394. ICML '02, Morgan Kaufmann Publishers Inc., San Francisco, CA, USA (2002)
16. Liu, F., Lu, J., Zhang, G.: Unsupervised heterogeneous domain adaptation via shared fuzzy equivalence relations. *IEEE Transactions on Fuzzy Systems* **26**(6), 3555–3568 (2018)
17. Liu, F., Zhang, G., Lu, J.: Heterogeneous domain adaptation: An unsupervised approach. *IEEE Transactions on Neural Networks and Learning Systems* **31**(12), 5588–5602 (2020)
18. Loghmani, M.R., Vincze, M., Tommasi, T.: Positive-unlabeled learning for open set domain adaptation. *Pattern Recognition Letters* **136**, 198–204 (2020)
19. Mignone, P., Pio, G.: Positive unlabeled link prediction via transfer learning for gene network reconstruction. In: Ceci, M., Japkowicz, N., Liu, J., Papadopoulos, G.A., Raś, Z.W. (eds.) *Foundations of Intelligent Systems*. pp. 13–23. Springer International Publishing, Cham (2018)

20. Mignone, P., Pio, G., Ceci, M.: Distributed heterogeneous transfer learning for link prediction in the positive unlabeled setting. In: 2022 IEEE International Conference on Big Data (Big Data). pp. 5536–5541 (2022)
21. Pan, S.J., Yang, Q.: A survey on transfer learning. *IEEE Transactions on Knowledge and Data Engineering* **22**(10), 1345–1359 (2010)
22. Pei, Z., Cao, Z., Long, M., Wang, J.: Multi-adversarial domain adaptation. *Proceedings of the AAAI Conference on Artificial Intelligence* **32**(1) (2018)
23. Plessis, M.D., Niu, G., Sugiyama, M.: Convex formulation for learning from positive and unlabeled data. In: Bach, F., Blei, D. (eds.) *Proceedings of the 32nd International Conference on Machine Learning*. *Proceedings of Machine Learning Research*, vol. 37, pp. 1386–1394. PMLR, Lille, France (2015)
24. Prettenhofer, P., Stein, B.: Cross-language text classification using structural correspondence learning. In: *Proceedings of the 48th Annual Meeting of the Association for Computational Linguistics*. pp. 1118–1127. Association for Computational Linguistics, Uppsala, Sweden (2010)
25. Sonntag, J., Behrens, G., Schmidt-Thieme, L.: Positive-unlabeled domain adaptation. In: 2022 IEEE 9th International Conference on Data Science and Advanced Analytics (DSAA). pp. 1–10 (2022)
26. Tang, H., Jia, K.: Discriminative adversarial domain adaptation. *Proceedings of the AAAI Conference on Artificial Intelligence* **34**(04), 5940–5947 (2020)
27. Torralba, A., Efros, A.A.: Unbiased look at dataset bias. In: *CVPR 2011*. pp. 1521–1528 (2011)
28. Tzeng, E., Hoffman, J., Saenko, K., Darrell, T.: Adversarial discriminative domain adaptation. In: *Proceedings of the IEEE Conference on Computer Vision and Pattern Recognition (CVPR)* (2017)
29. Wang, M., Deng, W.: Deep visual domain adaptation: A survey. *Neurocomputing* **312**, 135–153 (2018)
30. Wei, P., Ke, Y., Goh, C.K.: A general domain specific feature transfer framework for hybrid domain adaptation. *IEEE Transactions on Knowledge and Data Engineering* **31**(8), 1440–1451 (2019)
31. Yeh, I.C., hui Lien, C.: The comparisons of data mining techniques for the predictive accuracy of probability of default of credit card clients. *Expert Systems with Applications* **36**(2, Part 1), 2473–2480 (2009)
32. Yeh, Y.R., Huang, C.H., Wang, Y.C.F.: Heterogeneous domain adaptation and classification by exploiting the correlation subspace. *IEEE Transactions on Image Processing* **23**(5), 2009–2018 (2014)
33. Yu, H., Han, J., Chang, K.C.C.: Pebl: Positive example based learning for web page classification using svm. In: *Proceedings of the Eighth ACM SIGKDD International Conference on Knowledge Discovery and Data Mining*. p. 239–248. KDD '02, Association for Computing Machinery, New York, NY, USA (2002)
34. Zhou, J., Pan, S., Tsang, I., Yan, Y.: Hybrid heterogeneous transfer learning through deep learning. *Proceedings of the AAAI Conference on Artificial Intelligence* **28**(1) (2014)