

# MLRegTest: A Benchmark for the Machine Learning of Regular Languages

**Sam van der Poel**

*School of Mathematics*

*Georgia Institute of Technology*

SAMVANDERPOEL@GATECH.EDU

**Dakotah Lambert**

*Laboratoire Hubert Curien*

*Université Jean Monnet Saint-Etienne, CNRS*

DAKOTAHLAMBERT@ACM.ORG

**Kalina Kostyszyn**

*Department of Linguistics &*

*Institute of Advanced Computational Science*

*Stony Brook University*

KALINA.KOSTYSZYN@STONYBROOK.EDU

**Tiantian Gao**

**Rahul Verma**

*Computer Science Department*

*Stony Brook University*

TIAGAO@CS.STONYBROOK.EDU

RXVERMA1@GMAIL.COM

**Derek Andersen**

**Joanne Chau**

**Emily Peterson**

**Cody St. Clair**

*Department of Linguistics*

*Stony Brook University*

DEREK.ANDERSEN@ALUMNI.STONYBROOK.EDU

CHORYAN.CHAU@ALUMNI.STONYBROOK.EDU

EMILY.PETERSON@ALUMNI.STONYBROOK.EDU

CODY.STCLAIR@ALUMNI.STONYBROOK.EDU

**Paul Fodor**

*Computer Science Department*

*Stony Brook University*

PFODOR@CS.STONYBROOK.EDU

**Chihiro Shibata**

*Department of Advanced Sciences*

*Graduate School of Science and Engineering*

*Hosei University*

CHIHIRO@HOSEI.AC.JP

**Jeffrey Heinz**

*Department of Linguistics &*

*Institute of Advanced Computational Science*

*Stony Brook University*

JEFFREY.HEINZ@STONYBROOK.EDU

## Abstract

Synthetic datasets constructed from formal languages allow fine-grained examination of the learning and generalization capabilities of machine learning systems for sequence classification. This article presents a new benchmark for machine learning systems on sequence classification called MLRegTest, which contains training, development, and test sets from 1,800 regular languages.

Different kinds of formal languages represent different kinds of long-distance dependencies, and correctly identifying long-distance dependencies in sequences is a known challenge for ML systems to generalize successfully. MLRegTest organizes its languages according to their logical complexity (monadic second order, first order, propositional, or monomial expressions) and the kind of logical literals (string, tier-string, subsequence, or combinations thereof). The logical complexity and choice of literal provides a systematic way to understand different kinds of long-distance dependencies in regular languages, and therefore to understand the capacities of different ML systems to learn such long-distance dependencies.

Finally, the performance of different neural networks (simple RNN, LSTM, GRU, transformer) on MLRegTest is examined. The main conclusion is that performance depends significantly on the kind of test set, the class of language, and the neural network architecture.

**Keywords:** formal languages, regular languages, subregular languages, sequence classification, neural networks, long-distance dependencies

## 1. Introduction

This article presents a new benchmark for the machine learning (ML) of regular languages called MLRegTest.<sup>1</sup> Regular languages are formal languages, which are sets of sequences definable with certain kinds of formal grammars, including regular expressions, finite-state acceptors, and monadic second order logic with either the successor or precedence relation in the model signature for words (Kleene, 1956; Scott and Rabin, 1959; Büchi, 1960).

One way to investigate the capacities of ML systems is to examine their performance on data generated from processes which are known. If ML systems perform well on such data, it builds confidence when the same ML systems are applied to learning patterns from data generated from unknown sources. In this way, MLRegTest allows one to better understand the learning capabilities and limitations of practical ML systems on learning patterns over sequences. In addition, this benchmark was specifically designed to help identify those factors, specifically the kinds of long-distance dependencies, that can make it difficult for ML systems to successfully learn to classify sequences. MLRegTest contains 1,800 languages from 16 distinct subregular classes whose formal properties are well-understood. It is the most comprehensive suite of regular languages we are aware of. Finally, experimental results on the benchmark can be aggregated to form a complete block design, which facilitates statistical analysis of the results.

For each language, the benchmark includes three nested training sizes with equal numbers of positive and negative examples, three nested development sizes with equal numbers of

---

1. MLRegTest is publicly available with Dryad <https://doi.org/10.5061/dryad.dncjsxm4h> under the license *CC0 1.0 Universal (CC0 1.0) Public Domain Dedication* (<https://creativecommons.org/publicdomain/zero/1.0/>). Software used to create and run the experiments in this paper are available in a Github repository at <https://github.com/heinz-jeffrey/subregular-learning> under a *Creative Commons Attribution 4.0 International License* (<https://creativecommons.org/licenses/by/4.0/>).

positive and negative examples, and three nested sizes of four distinct test sets with equal numbers of positive and negative examples. The four test sets manipulate two ways in which testing can be difficult: (1) the test strings can either be at most as long as the longest training strings or they can be longer, and (2) the test strings can either be randomly generated or designed to occur in pairs of strings  $x$  and  $y$  such that  $x \in L$ ,  $y \notin L$  and the string edit distance of  $x$  and  $y$  equals 1. We refer to such pairs of strings as forming the ‘border’ of the language.

Another aspect of MLRegTest’s design was its attention to the role of long-distance dependencies in sequence classification. Long-distance dependencies are widely recognized as a key challenge to generalizing successfully. Bengio et al. (1994) define long-term dependencies this way: “A task displays long-term dependencies if prediction of the desired output at time  $t$  depends on input presented at an earlier time  $\tau \ll t$ .” Many examples of such long-term dependencies abound in nature and engineering. For example, generative linguists, beginning with Chomsky (1956, 1957), have studied the grammatical basis of long-term dependencies in natural languages and have raised the question of how such dependencies are learned (Chomsky, 1965). However, there are many different ways in which a long-term dependency can manifest itself, and we should be interested in classifying long-term dependencies to the same degree as we are interested in classifying types of non-linear, numerical functions.

Formal languages provide a way to achieve such a classification, and the 16 classes used in this article are characterized by the kinds of long-term dependencies required to successfully distinguish strings. MLRegTest organizes its languages along two dimensions. One is according to their logical complexity. Can the formal language be expressed with a sentence of monadic second order logic, first order logic, propositional logic, or a particular kind of monomial? The other is according to the kind of logical literal. Are the primitives in the logical language based on the notion of a string (successive symbols), a tier-string (successive salient symbols), a subsequence (not-necessarily adjacent symbols in order), or combinations thereof? The logical complexity and choice of literal provides a systematic way to understand different kinds of long-distance dependencies in regular languages. In this way, we can study precisely the challenges certain kinds of long-distance dependencies, in terms of their logical complexity, bring to the learning of sequential classifiers.

We examine one such experimental design to broadly consider the question of where the difficulties lie for neural networks (NNs) learning to classify sequences drawn from regular languages from positive and negative examples. While we acknowledge that there may exist some ML system we did not consider whose performance erases the distinctions we find, our main objective was the development of the benchmark. Our investigation suggests that it will be an important milestone if other researchers are able to find a ML system that succeeds across the board on MLRegTest.

From our experiments, we were able to draw two main conclusions. First, neural networks generally perform worse on the test sets which examine the border of the language. Consequently, performance on randomly generated test data can mislead researchers into believing correct generalization has been obtained, and stricter testing can reveal it has not. This is not the first time such an observation has been made (Weiss et al., 2018, and others), but the degree to which it is observed here is striking.

Second, the formal properties of the languages are important in determining its learning difficulty. It is not solely the size of the grammatical representation that matters. This

conclusion follows from two findings. First we find that neither the size of the minimal deterministic finite-state acceptor nor the size of its syntactic monoid, which are two mathematically natural ways to measure the size of a finite-state machine (see §3), correlate especially well with NN performance. We also find that, across the board, neural networks have difficulty learning periodic regular languages; i.e those that require monadic second order logic. Also, the neural networks generally performed better on classifying strings on languages which are defined logically with the successor relation (which picks out adjacent elements in a string) as opposed to languages which are defined logically with an order relation that picks out non-adjacent elements in a string (the precedence or tier-successor relations, see §3). While there could be other measures of grammar size that do correlate with learning difficulty, it remains an open question what those grammatical representations would be.

## 2. Background and Related Work

There is much precedent in exploring the use of formal languages to investigate the learning capabilities of machine learning systems, and neural networks in particular. Indeed this history goes right back to the foundational chapters in computer science. For example, the introduction of regular expressions into computer science (Kleene, 1956) was primarily motivated to understand the nerve nets of (McCulloch and Pitts, 1943). This kind of theoretical work which establishes equivalencies and relationships between neural network architectures and formal grammars continues to the present day (Li et al., 2024).

The reasons for making formal languages the targets of learning are as valid today as they were decades ago. First, the grammars generating the formal languages are known and understood. Therefore training and test data can be generated as desired to run controlled experiments to see whether particular generalizations are reliably acquired under particular training regimens.

Regular languages have often been used to benchmark ML systems. Casey (1996) and Smith and Zipser (1989) studied how well first-order RNNs can learn to predict the next symbol of a string using regular languages based on the Reber grammar (Reber, 1967). Pollack (1991); Watrous and Kuhn (1992) and Giles et al. (1992) studied how well second-order RNNs could learn to discriminate strings on the Tomita regular languages (Tomita, 1982). Over time, the Tomita languages have become a de facto benchmark for learning regular languages (Zeng et al., 1994; Weiss et al., 2018).

Later research also targeted nonregular languages (Schmidhuber et al., 2002; Chalup and Blair, 2003; Pérez-Ortiz et al., 2003). Readers are encouraged to read Schmidhuber (2015, sec. 5.13), which provides an extensive review of this literature up to 2015, with extensive focus on neural network ML architectures. More recent contributions in this area include Sennhauser and Berwick (2018); Skachkova et al. (2018); Bhattamishra et al. (2020); Ebrahimi et al. (2020) and Delétang et al. (2023).

There are some key differences between the present paper and past research. First, the regular languages chosen here are known to have certain properties. The Reber grammars and Tomita languages were not understood in terms of their abstract properties or pattern complexity. While it was recognized some encoded a long-distance dependency and some did not, there was little recognition of the computational nature of these formal languages

beyond that. In contrast, the formal languages in this paper are much better understood. While *subregular* distinctions had already been studied by the time of that research (McNaughton and Papert, 1971), it went unrecognized how that branch of computer science could inform machine learning. Since then, there has been much work on clarifying particular subregular classes of languages in terms of their logical complexity as well as their significance for cognition (Rogers and Pullum, 2011; Rogers et al., 2013; Heinz and Idsardi, 2013; Rogers and Lambert, 2019; Lambert, 2023).

Second, MLRegTest is much more comprehensive and makes more fine-grained distinctions than previous work. For example, consider Tomita (1982). There were seven Tomita languages altogether, the alphabet size was restricted to two symbols, and the largest DFA has four states. MLRegTest improves each of these metrics and so it is much more comprehensive. There are 1,800 languages; 3 alphabet sizes are used (4, 16, and 64); and the minimum, maximum, median, mean and standard deviations of the sizes of the minimal DFA and their syntactic monoids are shown in Table 1.

Type of Machine	min	max	median	mean	s.d.
Minimal DFA	2	613	11	23.45	53.24
Monoid of Minimal DFA	2	4229	51	155.4	329.89

Table 1: Summary statistics of the numbers of states in the minimal deterministic acceptors and their syntactic monoids of the languages in MLRegTest.

Another example comes from recent work which studied transformer and LSTM performance on regular languages organized by their dot-depth (Bhattamishra et al., 2020). They consider 30 regular languages whose complexity varies according to where they fall on the dot-depth hierarchy. Like the classes presented here, the dot-depth classes are mathematically well-understood. However, the simplest class they consider, the dot-depth one class, is defined nearly identically to what we call the Piecewise Local Testable (PLT) class (Lambert, 2022), and MLRegTest considers hundreds of languages from 11 subclasses of PLT. In other words, there are many mathematically natural (as evidenced by their many characterizations) classes of languages within the simplest class considered by Bhattamishra et al. which are not distinguished in their study, but which MLRegTest does distinguish. Furthermore, these classes are also motivated by linguistic and cognitive considerations (Rogers et al., 2010; Heinz et al., 2011; Rogers et al., 2013; Heinz, 2018). To our knowledge, MLRegTest is the most comprehensive, fine-grained suite of artificial regular languages ever constructed.

### 3. Languages

This section describes the 16 classes of formal languages from which the 1,800 languages were drawn. The first part discusses the classes themselves, and the second part discusses how we designed the 1,800 languages in the dataset.

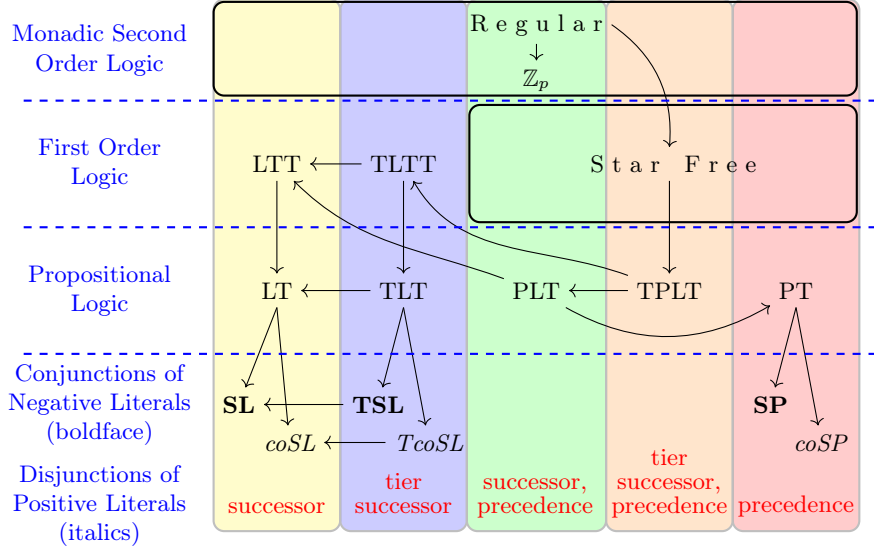


Figure 1: Regular and subregular classes of formal languages organized by logical language and ordering relation(s). Arrows indicate proper subset relationships.

### 3.1 Subregular Formal Languages

An underlying theme to the 16 classes we consider is the notion of string containment. This notion can ultimately be dissected along two dimensions, logical power and representation, using the tools of mathematical logic and model theory (Enderton, 2001; Libkin, 2004). Figure 1 shows the 16 classes considered in this paper with arrows indicating proper subset relationships among them. The vertical axis in Figure 1 is organized in terms of different logics, with horizontal blue-dashed lines indicating leaps in logical power. The horizontal axis in Figure 1 is organized according to the primitive representational elements in the logical languages. In model-theoretic parlance, these representational choices constitute what is called the *model signature*. The horizontal axis is not ordered in terms of increasing power like the vertical axis.

It is worth mentioning that for each class  $C$  in Figure 1, there is an algorithm which can take any finite-state acceptor and decides whether the language recognized by that acceptor belongs to  $C$  or not. Many of these algorithms are based on the algebraic properties of these classes (Pin, 2021). These algorithms have been implemented in the software packages The Language Toolkit and Amalgam (Lambert, 2022, 2024).<sup>2</sup>

We explain these classes of languages by first considering languages defined via the containment of substrings (the “successor” column), and then by exploring different logics based on this notion. We then expand the notion of substring containment to subsequences (the “precedence” column) and then to substrings on projected tiers (“tier-successor”) and then to their combinations.

2. Available at <https://hackage.haskell.org/package/language-toolkit> and <https://github.com/vvulpes0/amalgam>.

### 3.1.1 THE LOCAL FAMILY

For  $w \in \Sigma^*$ , the regular expression  $\Sigma^*w\Sigma^*$  represents the set of all and only those strings which contain  $w$  as a substring. Let  $C(w) = \Sigma^*w\Sigma^*$ . As an example, Figure 2 shows a finite-state acceptor which recognizes  $C(aa)$ . One class of languages we consider can be defined

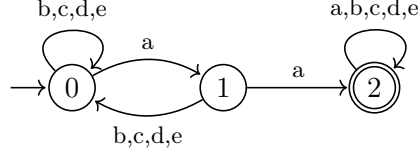


Figure 2: A finite-state acceptor recognizing the language of all and only those strings which contain the  $aa$  substring.

by taking finitely many strings  $w_1, w_2, \dots, w_n$  and constructing the union of the languages which contain them.

$$\bigcup_{1 \leq i \leq n} C(w_i) \quad (1)$$

To decide whether a string  $x$  belongs to such a language requires identifying whether  $x$  contains any one of the substrings  $w_1, w_2, \dots, w_n$ . If it does then  $x$  belongs to the language, and otherwise it does not. The  $w_i$  are “licensing” substrings, and strings must possess at least one licensing substring.

The complements of the aforementioned languages present another class of languages. In this case, by DeMorgan’s law, any complement language would have the form shown in Equation 2, where  $\overline{C(w_i)}$  indicates the complement of  $C(w_i)$ ; that is, the set of all strings which do not contain  $w_i$  as a substring.

$$\bigcap_{1 \leq i \leq n} \overline{C(w_i)} \quad (2)$$

To decide whether a string  $x$  belongs to such a language also requires identifying whether  $x$  contains any one of the substrings  $w_1, w_2, \dots, w_n$ . If it does then  $x$  does not belong to the language, and otherwise it does. Here, the  $w_i$  are “forbidden” substrings, and strings must not possess any forbidden substring.

Historically, the latter class of languages was studied first, and it is called the Strictly Local (SL) class, or sometimes the Locally Testable in the Strict Sense (McNaughton and Papert, 1971). Following Rogers and Lambert (2019), we call the former class Complements of Strictly Local (coSL). It can be argued that neither of these classes makes use of long-term dependencies. This is because there are only finitely many  $w_i$  and so there is a longest one of length  $k$ . Therefore, deciding whether a string  $x$  contains any  $w_i$  comes down to scanning  $x$  with windows of size  $k$ . All the information needed to decide string membership is local within bounded windows of size  $k$ .

From a logical perspective, the SL class can be understood as the conjunctions of negative literals and the coSL class can be understood as the disjunctions of positive literals. Here positive literals are strings  $w$  and they are interpreted as  $C(w)$ . A negative literal

is  $\neg w$ , which is interpreted as  $\overline{C(w_i)}$ . In this way, we obtain a direct translation of these language classes into particular Boolean expressions (Rogers and Lambert, 2019). Specifically, in terms of these logical expressions SL languages will have the logical form shown in Equation 3, and coSL languages will have the logical form shown in Equation 4.

$$\bigwedge_{1 \leq i \leq n} \neg w_i \quad (3)$$

$$\bigvee_{1 \leq i \leq n} w_i \quad (4)$$

Long-distance dependencies appear when the logical formalism introduced above is generalized to any Boolean expression over strings as literals. For example, the Boolean expression in Equation 5 would be interpreted as the set of strings  $x$  such that if  $x$  contains the substring  $aa$  then it also contains the substring  $ab$ .

$$aa \rightarrow ab \quad (5)$$

Note in this language, the substrings  $aa$  and  $ab$  do not need to be adjacent, or even in any particular order. For example, strings  $aab$  and  $c^{10}abc^{20}aac^{20}$  belong to this language and strings  $baa$  and  $c^{10}aac^{20}ac^{20}$  do not. This class of languages is called the Locally Testable (LT) class (McNaughton and Papert, 1971). Deciding whether a string  $x$  belongs to a LT language requires keeping track of the substrings that occur in  $k$ -sized windows in  $x$  (Rogers et al., 2013). Again because the Boolean expression is of finite length, there is a longest literal  $w_i$  of length  $k$ .

The Locally Threshold Testable (LTT) class of languages generalizes the LT class. Deciding whether a string  $x$  belongs to a LTT language requires keeping track of how many substrings there are, counting them up to some threshold  $t$ , that occur in  $k$ -sized windows in  $x$  (Rogers and Pullum, 2011; Rogers et al., 2013). LTT is a superclass of LT. In fact, LT is the subclass of LTT where the threshold  $t$  equals 1.

An example of a LTT language is one that requires there to be at least two  $aa$  substrings in a word. In this language, for all  $n$ ,  $b^n aab^n aab^n$  belongs to this language but  $b^n aab^n$  does not. One can prove that there is no Boolean expression which represents this language and so it is not LT. But it is LTT, where the threshold equals 2, and so it is possible to distinguish between 0, 1 and 2 or more occurrences of substrings of length  $k$ . Note this is a kind of long-term dependency distinct in kind from the ones presented in the LT class.

First Order (FO) logic is a more powerful logic than Boolean logic. FO logic includes universal and existential quantification over elements in a structure. Defining a FO logical language, then, requires clarity about the structures being described. Model theory provides a way to talk about mathematical structures and the relations that make up such structures (Enderton, 2001; Hedman, 2004). Strings are a mathematical structure that are well studied in this way. In model-theoretic representations of strings, the successor relation is one way in which the order of the elements can be encoded, and its usage yields the notion of substring that was used in defining LT, SL, and coSL. (Other possible relations for strings are discussed later.) Thomas (1982) showed that the class of formal languages definable in First Order logic with the successor relation is exactly the Locally Threshold Testable (LTT) class.



The last move in logical power is to move from FO logic to Monadic Second Order (MSO) logic. MSO logic extends FO logic by additionally allowing quantification over sets of elements in structures. Büchi (1960) established that the languages definable with finite-state acceptors are exactly the ones definable in MSO logic with the successor relation. Readers are referred to Thomas (1997) for more details. These are thus a proper superset of LTT.

Parity languages are examples of regular languages that are not LTT. A parity language is a language which counts modulo  $n$ . For example, a language that requires there to be an even number of  $a$ s in strings is an example of a parity language and is shown in Figure 3. Pure

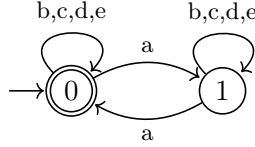


Figure 3: A finite-state acceptor recognizing the language of all and only those strings which contain an even number of  $a$ s.

modulo-counting with a prime modulus forms a class we call  $\mathbb{Z}_p$ , named for the algebraic groups  $(\mathbb{Z}/p\mathbb{Z})$  that their automata invoke.

These classes, SL, coSL, LT, LTT and Regular are shown in the leftmost column labeled “successor” in Figure 1. The class  $\mathbb{Z}_p$  is a proper subset of the Regular languages and disjoint from these others.

### 3.1.2 THE PIECEWISE FAMILY

We next modify the notion of containment from substring to subsequence (the lastmost column in Figure 1). For  $w = a_1a_2 \dots a_n \in \Sigma^*$ , the regular expression  $\Sigma^*a_1\Sigma^*a_2\Sigma^* \dots \Sigma^*a_n\Sigma^*$  represents the set of all and only those strings which contain  $w$  as a subsequence. Let  $C_<(w) = \Sigma^*a_1\Sigma^*a_2\Sigma^* \dots \Sigma^*a_n\Sigma^*$ . The choice of subscript for  $C_<$  is motivated by the fact that the precedence relation ( $<$ ) is used to represent the order of elements in a string in place of the successor relation in model-theoretic treatments (McNaughton and Papert, 1971; Rogers et al., 2013).

As an example, Figure 4 shows a finite-state acceptor which recognizes  $C_<(aa)$ . Words

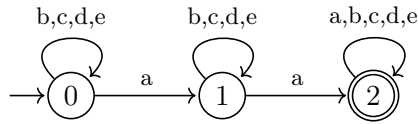


Figure 4: A finite-state acceptor recognizing the language of all and only those strings which contain the  $aa$  subsequence.

like  $c^{20}ac^{20}ac^{20}$  belong to this language but words like  $c^{20}ac^{20}bc^{20}$  do not.

The “Piecewise” families of languages can then be constructed exactly as before. The Strictly Piecewise (SP) class of languages is defined by taking finitely many strings  $w_1, w_2, \dots, w_n$  and constructing the intersection of the languages which do not contain these strings as subsequences (Equation 6).

$$\bigcap_{1 \leq i \leq n} \overline{C_{<}(w_i)} \quad (6)$$

To decide whether a string  $x$  belongs to such a language requires identifying whether  $x$  contains any one of the subsequences.  $w_1, w_2, \dots, w_n$ . If it does not  $x$  belongs to the language, and otherwise it does. The  $w_i$  are “forbidden” subsequences, and strings must not possess any forbidden subsequences (Rogers et al., 2010). Using the Boolean expressions mentioned previously, each SP language can be expressed as shown in Equation 7 with where each  $w_i$  is interpreted as the language containing  $w_i$  as a subsequence (Rogers et al., 2013).

$$\bigwedge_{1 \leq i \leq n} \neg w_i \quad (7)$$

Similarly, the Complement of Strictly Piecewise (coSP) class of languages is defined by taking finitely many strings  $w_1, w_2, \dots, w_n$  and constructing the union of the languages which contain these strings as subsequences.

$$\bigcup_{1 \leq i \leq n} C_{<}(w_i) \quad (8)$$

Here, the  $w_i$  are “licensing” subsequences, and to belong to the language, a string must possess at least one licensing subsequence (Rogers and Lambert, 2019). It follows that the coSP languages can be expressed with the Boolean expression shown in Equation 9

$$\bigvee_{1 \leq i \leq n} w_i \quad (9)$$

The SP and coSP language classes are incomparable with the LTT class. In other words, they generally encode different kinds of long-term dependencies than those in the LTT and LT languages.

Like the LT class, the Piecewise Testable (PT) class of languages (Simon, 1975) is characterized with any Boolean expression over literals. The literals are now interpreted as containment by subsequence. For example, the Boolean expression in Equation 10 would be interpreted as the set of strings  $x$  such that if  $x$  contains the subsequence  $aa$  then it also contains the subsequence  $ab$ .

$$aa \rightarrow ab \quad (10)$$

For example, strings  $aba$  and  $c^{10}ac^{20}ac^{20}bc^{20}$  belong to this language and strings  $baa$  and  $c^{10}ac^{20}ac^{20}$  do not. It follows that deciding whether a string  $x$  belongs to a PT language whose longest literal is of length  $k$  requires keeping track of the subsequences of size  $k$  that occur in  $x$  (Rogers et al., 2013).

The logical language obtained by combining the precedence relation with FO logic yields formulas whose corresponding languages form exactly the Star-Free (SF) class of languages (McNaughton and Papert, 1971). The name Star-Free comes from one of the first definitions

of this class in terms of star-free regular expressions; that is languages describable with the base cases  $a \in \Sigma$ ,  $\emptyset$ , and  $\epsilon$  (the empty string), and operations union, intersection, concatenation, and complement with respect to  $\Sigma^*$ , but crucially the Kleene star operation is omitted. This celebrated result, along with other characterizations, is due to McNaughton and Papert (McNaughton and Papert, 1971).

That the SF class properly contains the LTT class follows from the fact that the successor relation is FO definable with precedence, but not vice versa. To define successor with precedence, consider the following:  $s(x, y) := x < y \wedge \neg \exists z[x < z < y]$ . Thomas (1997) provides a proof that precedence is not definable with successor. A concrete example of a SF language that is neither LTT nor PT is the language obtained by concatenating all words which end with the symbol  $a$  with all words that do not contain a  $bc$  substring. Formally, with an alphabet  $\Sigma = \{a, b, c, d\}$ , this language can be expressed as  $\Sigma^* a \overline{bc}$ .

When the precedence relation is combined with MSO logic, exactly the class of regular languages is obtained again. This is because precedence is MSO definable with successor and vice versa. The classes, SP, coSP, Star-Free, and Regular are shown in the rightmost column labeled “precedence” in Figure 1.

### 3.1.3 THE TIER-LOCAL FAMILY

The tier-local family of classes introduces yet another kind of long-distance dependency that similarly interacts with the logical languages already introduced. In this family of language classes, the notion of containment is a sequence of relevant symbols in which irrelevant symbols are ignored. We also use the terms ‘salient’ and ‘non-salient’ for the relevant and ignored symbols, respectively. The set of relevant symbols is called the “tier” and is some subset  $T \subseteq \Sigma$  (Heinz et al., 2011; Lambert, 2023). For example, if  $\Sigma = \{a, b, c, d, e\}$  and  $T = \{a, e\}$  and  $w = daceba$  then the string on tier  $T$  is  $aea$ . The notion of “contains the substring on the tier” can be generally expressed as follows. For  $w = a_1 a_2 \dots a_n \in T^*$ , the regular expression  $\Sigma^* a_1 \bar{T}^* a_2 \bar{T}^* \dots \bar{T}^* a_n \Sigma^*$  where  $\bar{T}^* = (\Sigma/T)^*$  represents the set of all and only those strings which contain  $w$  as a substring when all the non-tier symbols are removed.

For example, Figure 5 shows a finite-state acceptor which recognizes  $C_T(aa)$  where  $T = \{a, e\}$ . This is the language which must contain the substring  $aa$  on the  $\{a, e\}$  tier. So

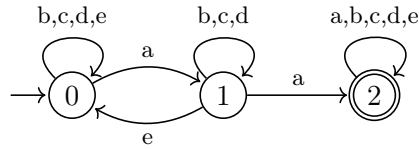


Figure 5: A finite-state acceptor recognizing the language of all and only those strings which contain  $aa$  as a substring on the  $\{a, e\}$  tier.

words like  $c^{20}ac^{20}ac^{20}ec^{20}$  belong to this language but words like  $c^{20}ac^{20}ec^{20}ac^{20}$  do not. The former has the string  $aae$  on this tier whereas the latter has  $aea$ .

Letting  $C_T(w) = \Sigma^* a_1 \bar{T}^* a_2 \bar{T}^* \dots \bar{T}^* a_n \Sigma^*$ , we can define the Tier Strictly Local (TSL) and Complement of Tier Strictly Local (TcoSL) classes using conjunctive and disjunctive fragments of Boolean logic analogously to the SL, SP, coSL, and coSP classes. Similarly

the use of propositional logic will characterize the Tier Locally Testable (TLT) class. Note for all languages within all of these classes, the tier  $T$  remains invariant. For example the formula shown in Equation 11 will be interpreted as  $C_T(ae) \cap \overline{C_T(ae)}$ .

$$\neg ae \wedge \neg ea \tag{11}$$

So each term in the formula is interpreted with respect to the same tier  $T$ . The tier  $T$  does vary across these formal languages within the class, but not within individual languages. (See Aks nova and Deshmukh (2018) and Lambert (2022) for research on languages incorporating multiple tiers.)

When we move to FO logic, instead of the successor or precedence relations, the order relation is the tier-successor relation (specific again to some  $T$ ). This representation of strings combined with FO logic yields the TLTT class. If MSO logic is used with the tier-successor relation, the class of regular languages is again obtained.

When  $T = \Sigma$ , every symbol is relevant and on the tier and this special case reduces to Local family of languages. It follows that TSL is a proper superset of SL, TcoSL is a proper superset of coSL, and so on as shown in Figure 1.

Interestingly, projecting relevant symbols on tiers and checking for subsequence containment (precedence) does not lead to more expressive classes. In other words, everything tier-precedence can do, precedence can already do.

#### 3.1.4 MORE THAN ONE ORDER RELATION

Including the precedence relation with either the successor relation or the tier-successor relation in the model-theoretic representation yields more expressive power than any of these relations on its own with propositional logics. For instance when both the precedence and successor relations are included, the literals in the logical language refer to sequences which are contiguous at some points and discontinuous at others. For example, let  $\triangleleft$  denote the successor relation and  $<$  the precedence relation. The substring  $aaa$  would now be written  $a \triangleleft a \triangleleft a$  and the subsequence  $aaa$  would now be written  $a < a < a$ . A literal such as  $a \triangleleft a < a \triangleleft b$  now denotes the set of all strings which contain a substring  $aa$  which precedes a substring  $ab$ .

In this way, combining adjacency and general precedence at the propositional level allows local and long-distance conditions to co-occur within a single constraint. This is the Piecewise Locally Testable (PLT) class. Similarly, The Tier Piecewise Locally Testable and (TPLT) combines tier-adjacency and general precedence for a similar purpose. TPLT properly includes PLT. Interestingly  $LTT \subsetneq PLT$  and  $TLTT \subsetneq TPLT$  (Rogers and Lambert, 2019; Lambert, 2022).

If FO logic is used, then the addition of successor or tier-successor to precedence does not increase the expressive power of the logical language, which yields the Star-Free languages.

The “strict” counterparts of PLT and TPLT also exist. They are omitted from this study because we are not aware of any implementation deciding membership in them, contra the situation for PLT and TPLT (Lambert, 2022).

### 3.2 Summary

The classes presented here identify several types of formal languages. Among the simplest are the SL languages which forbid specific substrings from occurring. This kind of constraint, based on a conjunction of negative literals, specifies a local dependency. Its complement (coSL), a disjunction of positive literals, would be a different sort of local dependency, where substrings license, rather than forbid, strings in the language.

The other classes enable different sorts of long-term dependencies. For example, the Piecewise classes encode long-distance dependencies based on subsequences, and the Tier-Local classes encode long-distance dependencies based on strings of salient symbols. Consequently, the SP languages forbid subsequences from occurring, and the Tier Strictly Local languages forbid substrings from occurring on tiers of salient symbols.

We call these different kinds of strings—substrings, subsequences, projected substrings on tiers, and combinations thereof—*factors*. Adding arbitrary Boolean combinations results in a full propositional logic, which allows conditional constraints so that the presence or absence of a particular set of factors can trigger the enforcement of another local dependency. These are the Testable languages (LT, PT, TLT, PLT, and TPLT). FO logic lets one count instances of factors up to some threshold (LTT, TLTT) and MSO logic lets one count them relative to some modulus (Regular).

Finally it is worth mentioning that once a model signature has been fixed, any class at or below the propositional level has an associated parameterized learner that converges with complete accuracy without any negative data at all and whose sample complexity is relatively small (Lambert et al., 2021).

### 3.3 The Languages in MLRegTest

MLRegTest contains representations of 1,800 languages drawn from the 16 classes described above. This section explains how those 1,800 languages were constructed, and the design choices that went into their construction.

An important design goal was to ensure that each language in MLRegTest counts as a representative of a single class. Since classes may fully or partially include other classes, a typical formal language actually belongs to more than one class. For example, every SL language is LT but not vice versa. Consequently, we designed MLRegTest such that a language  $L$  counts as a representative of a class  $X$  provided that  $L$  belongs to class  $X$ , and  $L$  does not belong to any class  $Y$  which is a subset of, or incomparable with,  $X$ . Following this principle, a SL language could count as a representative of the SL class, but not the LT class. Furthermore, the languages representative of the LT class will not belong to SL, coSL, TSL, TcoSL, or PT. Henceforth, when referring to languages and classes in MLRegTest and we write “ $L$  belongs to class  $X$ ”, or “the languages in class  $X$ ”, “language  $L$  from class  $X$ ”, or anything similar, we mean the language  $L$  counts as representative of the class  $X$  in the manner described here.

One caveat with the above approach is that it presupposes that the inherent complexity of a class will be demonstrated with the languages which are representative of the class in the above sense. While we believe this is a reasonable position to adopt, the experiments presented later provide some evidence that it is not entirely the case (see §6.2.2).

After presenting some additional parameters of our design, we explain how we algorithmically verified that we achieved the aforementioned design goal. However, the specific choices of parameter values was influenced by our ability to conduct verification. In particular, we often adopted numbers that made verification possible. Next we discuss those parameterizations.

For each class, we developed ten base patterns. For example, in the SL class, one base pattern only forbids strings containing  $a^k$ , for the symbol  $a$  in the alphabet and for some  $k$ . Another pattern forbids  $(ab)^{k/2}$  when  $k$  is even. These base patterns are then actualized by specifying both the alphabet and the value  $k$ , dimensions of variation to which we now turn. The languages in the Reg class were obtained by intersecting a language in  $\mathbb{Z}_p$  with a language in a class other than  $\mathbb{Z}_p$  or Reg.

For all language classes, the base patterns were embedded in three alphabet sizes  $\{4, 16, 64\}$ . The alphabets are nested. The sizes were chosen to grow exponentially. Specifically, the alphabets were the first 4, 16, or 64 letters of the sequence  $\langle \text{abcdefghijklmnopqrstuvwxyzABCDEFGHIJKLMNOPQRSTUVWXYZa\~{a}e\~{e}o\~{o}u\~{u} \rangle$ .

One of the key properties of the languages in all the classes, except for the SF,  $\mathbb{Z}_p$ , and Reg classes, is the window size  $k$ , which corresponds to the length of the longest literal (string) in the logical expression describing the pattern. We considered three  $k$  values:  $\{2, 4, 6\}$ .

The language classes SL, coSL, SP, coSP, LT, PLT, and PT only vary across the dimensions of base, alphabet, and  $k$  value. Therefore, we constructed 90 languages in each of these classes ( $10 \text{ bases} \times 3 \text{ alphabets} \times 3 \text{ } k \text{ values}$ ).

The SF,  $\mathbb{Z}_p$ , and Reg classes are not specified in terms of  $k$  value, tiers, or thresholds. Therefore, there are only 30 languages in these classes ( $10 \text{ bases} \times 3 \text{ alphabets}$ ).

An additional parameter of variation for the classes TSL, TcoSL, TLT, and TPLT is the number of salient symbols (those that project onto the tier). Because having more or fewer symbols be salient might affect learning difficulty, we provided two tier sizes for alphabets 16 and 64. For the alphabet of size 16, the tier sizes were  $\{4, 7\}$ ; and for the alphabet of size 64, the tier sizes were  $\{6, 11\}$ . When the alphabet was of size 4, we only included one tier of size  $\{3\}$  because we could not otherwise easily construct languages that we could verify as representatives of TLT and TPLT.

The LTT class does not have a tier, but it does have an additional parameter, which is the counting threshold. We considered three thresholds  $\{2, 3, 5\}$  but they are not equally represented in MLRegTest. Instead, they occur in a 3:2:1 ratio so that we have 90 languages with threshold 2, 60 with threshold 3, and 30 with threshold 5. Consequently, there were a total of 180 languages in LTT.

Finally the TLTT class has both a tier and a threshold. The thresholds were chosen the same way as the LTT class. Also, the tiers were chosen the same way as the other tier classes. Therefore, there was a total of 300 TLTT languages (60 languages for each alphabet size/tier size combination, of which there are 5:  $4/3$ ,  $16/7$ ,  $16/4$ ,  $64/11$ ,  $64/6$ ). Within each group of 60, there are 30 languages with threshold 2, 20 with threshold 3, and 10 with threshold 5.

Tables 2 and 3 summarize the design parameters that led to the construction of 1,800 languages in MLRegTest, as well as show the number of languages in each class.

class	bases	alphabets	windows	thresholds	total
SL	10	3	3		90
coSL	10	3	3		90
SP	10	3	3		90
coSP	10	3	3		90
LT	10	3	3		90
PLT	10	3	3		90
PT	10	3	3		90
LTT	10	3	3	2(3)*	180
SF	10	3			30
$\mathbb{Z}_p$	10	3			30
Reg	10	3			30
total					<b>900</b>

Table 2: A summary of the number of languages without tiers in each class and the dimensions along which they vary. The asterisk indicates that while there were actually 3 thresholds, since they occur in 3:2:1 ratio, they only doubled the number of languages.

class	bases	alphabets	windows	tiers	thresholds	total
TSL	10	1	3	1		30
	10	2	3	2		120
TcoSL	10	1	3	1		30
	10	2	3	2		120
TLT	10	1	3	1		30
	10	2	3	2		120
TPLT	10	1	3	1		30
	10	2	3	2		120
TLTT	10	1	3	1	2(3)*	60
	10	2	3	2	2(3)*	240
total						<b>900</b>

Table 3: A summary of the number of languages with tiers in each class and the dimensions along which they vary. The asterisk indicates that while there were actually 3 thresholds, since they occur in 3:2:1 ratio, they doubled the number of languages.

We recognize that the composition of MLRegTest is unbalanced. As Tables 3 and 3 show, some classes have more languages than others. The largest disparity is between TLTT with

300 languages, and SF,  $\mathbb{Z}_p$  and Reg, which each have 30 languages. Nonetheless, what matters for the experimental design and statistical analysis is that each class contains a representative sample of languages, and each class in MLRegTest contains at least 30 languages. That the statistical analysis itself is not weakened by these disparities is discussed in some detail in the discussion in §5.3 of the experimental design and analytical techniques. While we cannot guarantee that these 30 are the most representative languages in the class, we believe they are more representative, as a whole, of these classes than those in previous research.

An automaton representing each language was generated by the Language Toolkit (LTK) (Lambert, 2024) from files readable by LTK. Those files were generated by a Python program.<sup>3</sup> The Language Toolkit extends traditional regular expressions with basic terms that are interpreted as languages which contain substrings and/or subsequences. This does not increase the expressivity of traditional regular expressions, but it does facilitate the construction of languages belonging to the aforementioned classes. These expressions are then compiled into finite-state automata.

The languages in the coSL, TcoSL, and coSP classes were chosen to be the complements of the languages in the SL, TSL, and SP classes, respectively.

For each class  $C$  above, the programs The Language Toolkit and Amalgam include algorithms which decide whether a given finite-state automaton belongs to  $C$ . Therefore, to verify that a language  $L$  counts as a representative of class  $C_0$  and not to classes  $C_1$ ,  $C_2$  and so on, we ran the decision algorithms for classes  $C_0, C_1, C_2$  on the finite-state automaton for  $L$  and ensured that  $L$  belonged to  $C$  but not to  $C_1, C_2$  and so on. This was done for each of the 1,800 languages in MLRegTest.

The decision procedures for many of these classes can be found in the algebraic literature on automata theory (Pin, 2021). The decision procedures for the tier-based classes are presented in (Lambert, 2023). These procedures take as input either the minimal DFA corresponding to the language or the syntactic monoid corresponding to the language. The minimal DFA for a language  $L$  is the acceptor whose states correspond to the blocks of the coarsest partition of  $L$  that forms a right congruence (Scott and Rabin, 1959, the Nerode relation). The syntactic monoid for a language  $L$  is the acceptor whose states correspond to the blocks of the coarsest partition of  $L$  that forms a congruence (Scott and Rabin, 1959, the Myhill relation). The Myhill relation refines the Nerode relation, and computing the syntactic monoid from the minimal DFA is in the worst case exponential. Nonetheless, we were able to construct the syntactic monoids for all the languages in MLRegTest using The Language Toolkit. Generally speaking, the decision procedures run in time polynomial in the size of the syntactic monoid or in the size of the minimal DFA.

Amalgam typically consumes considerably less time and memory in practice than The Language Toolkit when deciding class membership. Using Amalgam, we verified that every language  $L$  labeled as belonging to class  $C$  in MLRegTest (except those belonging to the SP and coSP classes) counts as a representative of class  $C$ . The only exceptions to this are the Strictly Piecewise class and its complement, for which Amalgam currently has no test. For

---

3. In the software, languages were named according to the scheme SIGMA.TAU.CLASS.K.T.I, where SIGMA is a two-digit alphabet size, TAU a two-digit number of salient symbols (the ‘tier’), CLASS the named subregular class, K the width of factors used (if applicable), T the threshold counted to (if applicable), and I a unique identifier.



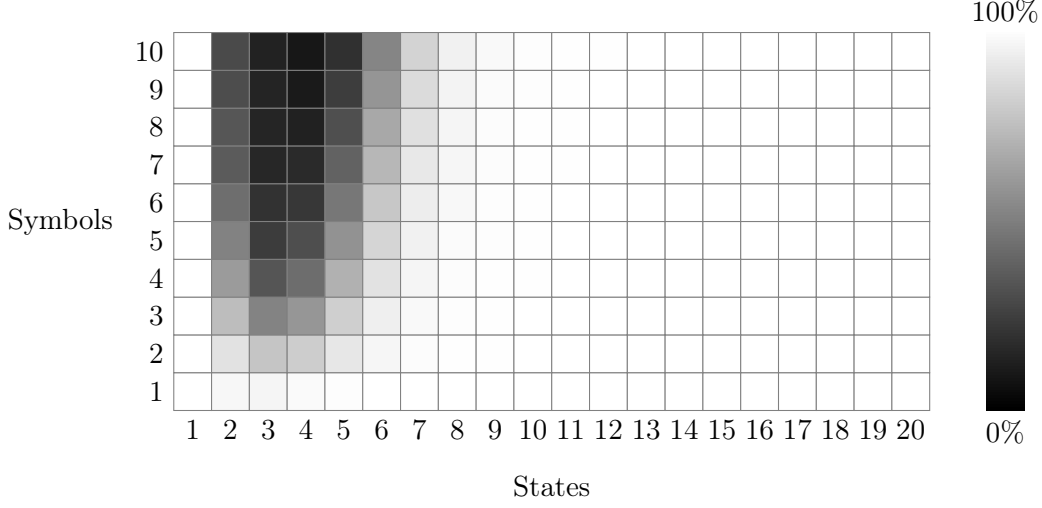


Figure 6: The proportion of Strictly Local languages upon fair generation,  $p_e = p_f = 0.5$ .

these classes, using The Language Toolkit, we were able to verify that all the languages in SP and coSP count as a representative of class SP and coSP, respectively. In this way, all languages in MLRegTest were verified as being representative of their designated class.

### 3.4 Randomly Constructing Finite-State Automata

One motivation for the careful curation and construction of the languages in MLRegTest was that languages in most of these classes are unlikely to be generated randomly using straightforward procedures. As evidence for this claim, we randomly constructed finite-state automata of different sizes with two parameters, one controlling the probability a state was accepting, and one controlling whether a transition existed between two states. We then used some of the decision procedures mentioned above to classify them, and found they mostly belonged to the SL class.

The procedure we used for randomly generating machines was as follows. We fixed a number of states  $n$ , a number of symbols  $s$ , a start state, an edge-probability  $0 \leq p_e \leq 1$ , and an acceptance-probability  $0 \leq p_f \leq 1$ . For each state, it was accepting with probability  $p_f$ . For each  $\sigma \in \Sigma$ , and for each pair of states  $(q, r)$ , we included an edge from  $q$  to  $r$  labeled  $\sigma$  with probability  $p_e$ . We ran several experiments, varying in each of these parameters. Our primary result is that as  $n$  increases, it was more likely that the automaton generated was Strictly Local.

We began with a fair construction, with  $p_e = p_f = 0.5$ , varying  $q$  and  $s$  over a range of values. For each combination of  $q \in [1, 20]$  and  $s \in [1, 10]$ , we generated ten thousand automata by this method and determined how many of those ten thousand were Strictly Local. A heat map of the results is shown in Figure 6. As one can see, unless the alphabet is sufficiently large compared to the number of states, a vast majority of languages generated by this method are Strictly Local. The mean average had 87.57% in this class, with  $n = 7$  and  $s = 8$  as the parameters yielding the result closest to this value.

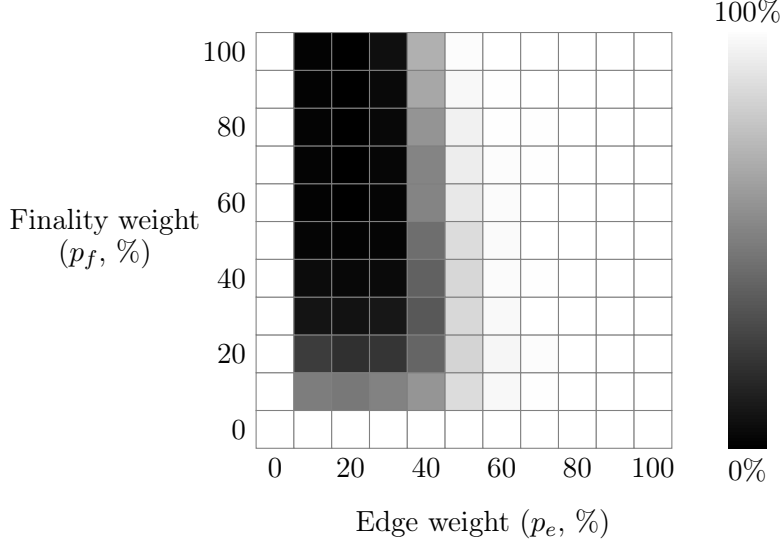


Figure 7: The proportion of Strictly Local languages for 7 states, 8 symbols.

From there, we fixed  $n = 7$  and  $s = 8$  and varied  $p_e$  and  $p_f$  from 0 to 1 in intervals of 0.1. For each parameterization here, we generated one thousand machines and cataloged which were Strictly Local. Of course, when the  $p_f$  is exactly 0 or exactly 1, the resulting language is the empty set or its complement, and thus strictly local, so those cases are not exactly interesting. And if  $p_e$  is exactly 0 only the empty set is generated. But outside of these special cases, the effect of  $p_f$  is dwarfed by that of  $p_e$ , where a sparser graph is significantly less likely to be Strictly Local. The heat map is shown in Figure 7.

In sum, we cannot in good faith recommend random generation as a mechanism for producing test languages, as, without careful consideration of parameterization, the resulting languages are overwhelmingly Strictly Local. As this is among the simplest possible subregular classes, such generation could easily lead one to believe that a machine-learning algorithm performs significantly better than it might on a more diverse set of regular languages.

#### 4. Data Sets

For each language in MLRegTest, we separately generated training, development, and test data sets. To generate data sets, we used the software library Pynini (Gorman, 2016; Gorman and Sproat, 2021), which is a Python front-end to OpenFst (Allauzen et al., 2007).<sup>4</sup> The automaton constructed with The Language Toolkit was exported to the `att` format and then converted to a binary format by OpenFst, which is a format Pynini reads.

For each language  $L$  we generated a training set which included 100,000 strings, half of which belonged to the language and half of which did not. We call the strings belonging to  $L$  positive, and the strings not belonging to  $L$  negative.

4. OpenFst is available at <https://www.openfst.org/twiki/bin/view/FST/WebHome> and Pynini at <https://www.openfst.org/twiki/bin/view/GRM/Pynini>.

We generated equally many strings of length  $\ell$  where  $\ell$  ranged between 20 and 29. We chose a minimum length of 20 to ensure that we could generate enough positive and negative strings for each language. Some language have a very few positive or negative strings at shorter lengths. As an extreme example, the shortest negative string in language 64.11.TLTT.4.3.1 is of length 12. We note that length 20 may not be the minimum length we could have used, but we found it was sufficient.

The positive and negative strings in the training sets were generated in a few steps. For the positive strings, the automaton for  $L$  was first intersected with the automaton for  $\Sigma^\ell$ . Second, probabilities were assigned to the edges of this acyclic automaton to ensure a uniform distribution over its paths. This was accomplished with a reverse topological sort. Finally, paths were selected randomly from this weighted automaton.<sup>5</sup> The negative strings were similarly generated using the complement of  $L$ . The net effect of these decisions is that all positive (or negative) examples of a given length are equally likely to be chosen. Note that it was possible for the same string to be generated more than once (duplicates were allowed).

For each language  $L$  we similarly generated a development set which included 100,000 strings, half of which were positive and half of which were negative. As with the training set, there were equally many strings of length  $\ell$  where  $\ell$  ranged between 20 and 29. The positive strings were generated by intersecting the automaton for  $L$  with the automaton for  $\Sigma^\ell$ , removing the positive strings from the training set, and then weighting the edges of this acyclic automaton as before to ensure a uniform distribution over the paths. The negative strings were similarly generated using the complement of  $L$  and removing the negative strings in the training set. In this way, we ensured the training and development sets for every  $L$  were disjoint.

For each language  $L$  we generated four test sets, each with 100,000 strings, half of which were positive and half of which were negative. We call these four test sets “Short Random” (SR), “Short Adversarial” (SA), “Long Random” (LR), “Long Adversarial” (LA). The Short Test sets included equally many strings of length  $\ell$  where  $\ell$  ranged between 20 and 29. The Long Test sets included equally many strings of length  $\ell$  where  $\ell$  ranged between 31 and 50. The Random Test sets sampled positive and negative strings without replacement. In the Adversarial Test sets, each positive string  $x$  was paired with a negative string  $y$  such that the string edit distance  $d(x, y) = 1$ . No positive or negative string in any Test set occurred in the Training or Development sets. Below we describe how we generated the data to meet these specifications.

---

5. We observed that randomly selecting paths by assuming a uniform distribution on outbound edges was not effective. For example, consider the coSL language where words must contain an *aa* substring (language 64.64.coSL.2.1.0). If there is a uniform distribution over outbound edges in the acyclic automaton generating words of this language of length 20, then in the first state, the probability of selecting the edge labeled *a* is  $1/64$ . Similarly, for the second state. In general, the probability of producing an *aa* substring at any given point is  $(1/64)^2 = 1/4096$ . It is very unlikely for *aa* to occur by chance under these conditions, for all but the latest states. If no *aa* substring has occurred by the antepenultimate state, then the probability of selecting an edge with *a* becomes 1. And similarly for the penultimate state for the simple reason that the this acyclic machine only generates words with the substring *aa*. Assuming uniform distribution over the outbound edges of each state for this language has the consequence that *aa* substrings overwhelmingly occur at the right edge of the word.

The Short Random Test sets generated positive strings as follows. For each length  $\ell$ , the automaton  $A$  was constructed by intersecting the automaton for  $L$  with the automaton for  $\Sigma^\ell$ , and removing the positive strings from both the training and development sets. The acyclic automaton  $A$  was weighted to ensure a uniform probability distribution over its paths. Then the following procedure was repeated. Let  $n$  be the number of strings remaining to be generated (initially 5,000) and  $P$  the list of strings currently obtained (initially empty). Then  $n$  many positive strings were generated by selecting  $n$  paths from  $A$ . Strings were added to a list only if they did not already occur in this list. Then  $n$  was updated to 5,000 minus the length of this accumulating list. This process repeated until all desired unique strings were obtained. A similar procedure was followed for generating the negative strings. In this way, we ensured the SR Test set was disjoint from both the training and development sets, and that each string in the SR Test sets was unique. The Long Random Test sets were generated similarly by randomly sampling strings of each length without replacement.

The Short Adversarial Test sets for each  $L$  were constructed according to the following procedure. We constructed the transducer  $C \circ T \circ A$  where  $A$  is the original automaton used to construct the SR Test,  $T$  is the transducer recognizing the relation  $\{(x, y) \mid x, y \in \Sigma^*, d(x, y) = 1\}$ , and  $C$  is the automaton recognizing the complement of  $L$ , and where  $\circ$  indicates composition. Consequently  $C \circ T \circ A$  is the transducer whose paths correspond to positive strings  $x$  of length  $\ell$  and negative strings  $y$  such that  $d(x, y) = 1$ . This machine was weighted to ensure a uniform distribution over its paths. For each  $\ell$ , 5,000 unique paths were randomly selected to ultimately obtain 50,000 unique pairs of positive and negative strings. The Long Adversarial Test sets were generated similarly to the SA Test sets.

The above procedures produced 6 data sets (Train, Dev, SR, SA, LR, LA), each with 50,000 positive and 50,000 negative strings. We then made additional Train, Dev, SR, SA, LR, LA sets of 1/10th and 1/100th the size by downsampling. Consequently, for every language we prepared 3 training sets, 3 development sets and 12 test sets. The sets with 100,000 words we call “Large”, those with 10k words we call “Mid”, and those with 1,000 words we call “Small.” These sets are nested so that every string in the Small set is included in the Mid set, which is included in Large set.

The above procedures were followed for all languages except the languages in the coSL, TcoSL, and coSP classes. The datasets for coSL, TcoSL, and coSP languages were generated simply by switching the positive and negative strings in the corresponding datasets for the corresponding SL, TSL and SP languages.

## 5. Experiments

This section reports on the experiments that were conducted to assess the capabilities of generic neural networks to model the languages in MLRegTest. Our goal is to obtain a fine-grained understanding of the strengths and limitations of neural networks in modeling regular languages. We analyze the associations between neural network performance and the linguistic and model parameters listed in Table 7. By independently training and evaluating neural networks on nearly all combinations of the factors in Table 7, a large sample size ( $n = 86,400$ ) of accuracy scores was collected, making possible powerful tests of statistical association.

Four neural network architectures—simple recurrent neural network (RNN), gated recurrent unit (GRU), long short-term memory (LSTM), and transformer—were employed in our experiments. One of the considerations shaping our experimental design is that we are not analyzing the ways in which model hyperparameters such as learning rate, embedding dimension, and loss function correlate with model performance across MLRegTest. Accordingly, a fixed set of hyperparameters was obtained for each neural network architecture via a preliminary hyperparameter search, described in §5.2. The main experiments, using the fixed hyperparameters from the preliminary step, follow a factorial design described in §5.3.

Throughout our analysis of the experimental results, we use accuracy as the response variable. We justify the use of accuracy since positive and negative data are balanced in MLRegTest, ensuring that there is no bias implicit in the dataset. Further, alternative measures of neural network performance including F-score, precision, and Brier score each correlate strongly with accuracy (Table 4).

	Accuracy	AUC	Brier
AUC	0.977	—	—
Brier	−0.970	−0.950	—
F-score	0.882	0.867	−0.845

Table 4: Correlation matrix of performance metrics.

### 5.1 Neural Network Details

The Tensorflow (Abadi et al., 2015) and Keras (Chollet et al., 2015) APIs were used throughout the experiments. Each neural network consisted of the following ordered modules: trainable embedding; unidirectional recurrent module (simple RNN, GRU, or LSTM) or two consecutive transformer blocks (each with two attention heads and dropout of 0.2); dense feed-forward layers (each with output dimension 64, and number of layers chosen by grid search); dropout (chosen by grid search); layer normalization ( $\epsilon = 1\text{e-}6$ ); and softmax activation. The number of hidden states in the RNN architectures and the dimensionality of the key vectors in the transformer architecture were equal to the embedding dimension (the embedding dimension was either 32 or 256, as determined by grid search and described in §5.2). The epsilon parameter for the transformer layer norm was  $1\text{e-}6$ . All neural networks were trained with a batch size of 64 and used binary cross-entropy (BCE) loss.

### 5.2 Hyperparameter Search

For each of the four architecture types, we obtain a fixed set of hyperparameters to use throughout the main experiments. The search was organized as follows. A representative selection of 32 languages from MLRegTest was chosen according to the following criteria: two languages from each of the sixteen language classes; all with alphabet size sixteen; factor width 0, 3, or 4, whichever applies; threshold value 0, 1, or 2, whichever applies; and identification numbers 3 and 6. These 32 languages are listed in the appendix. These values were chosen because they were either the only value (0) or the middle value in the options available for those languages.

Hyperparameters	Network Type			
	Simple RNN	GRU	LSTM	Transformer
Number of Feed Forward Layers	4	2	2	2
Embedding Dimension	32	32	256	256
Learning Rate	0.0001	0.01	0.0001	0.0001
Dropout	0.1	0.1	0.0	0.1
Number of Epochs	64	64	64	64
Loss Function	BCE	BCE	BCE	BCE
Optimizer	Adam	RMSProp	RMSProp	Adam

Table 5: Hyperparameters selected from grid search.

Alphabet Size	Network Type			
	Simple RNN	GRU	LSTM	Transformer
4	17,090	13,026	547,458	1,091,714
16	17,474	13,410	550,530	1,094,786
64	19,010	14,946	562,818	1,107,074

Table 6: Number of trainable parameters by alphabet size and network type.

For all architecture types and all languages in the selection, we ran an exhaustive search over all models in the following hypergrid: number of feed-forward layers (2 or 4); embedding dimension (32 or 256); learning rate (0.01 or 0.0001); dropout (0.0 or 0.1); number of epochs (32 or 64); loss function (binary cross-entropy or mean squared error); and optimizer (RMSProp, Adam, or SGD). For every model in the hyperparameter search, we used the Medium sized training and validation sets. The validation set for the corresponding language was split in half: one half was used for validation during training and the other half was used for evaluating the accuracy of the model. The validation sets were used in the grid search for testing (as opposed to the test sets) to avoid statistical bias in the main experiments.

Hyperparameters were selected from the grid search as follows. For each architecture type and for each setting of the hyperparameters (of which there were  $2^6 \cdot 3$  total settings), we computed the average accuracy over all 32 languages. The hyperparameter setting with the greatest of those mean accuracies was selected for that architecture type. In all cases, the greatest mean accuracy was unique. The results of the grid search are listed in Table 5.

Fixing the hyperparameters given in Table 5, the number of trainable parameters of the neural networks is listed by alphabet size and network type in Table 6. The notable difference in number of trainable parameters between network types stems from the different embedding dimensions, namely 32 versus 256.

### 5.3 Experimental Design

This subsection describes the design of our main set of experiments. All neural networks in these experiments use the hyperparameters determined by the grid search described in

§5.2. We examine the effects of the design factors in Table 7 on model accuracy: six factors describe languages, two describe datasets, and one describes neural network architecture. A realization of the factors **Alph**, **Tier**, **Class**, **k**, **j**, and **i** specifies a regular language in MLRegTest (see §3.3 for details). A *model configuration* in the present context refers to a choice of regular language, training set size, and neural network architecture, which is to say a realization of all factors in Table 7 except **TestType**. Our experimental design consists of

$$1,800 \text{ (languages)} \times 3 \text{ (training set sizes)} \times 4 \text{ (NN architectures)} = 21,600$$

model configurations, each corresponding to a unique trained model. Models were trained with some **TrainSize**. The correspondingly sized validation set was solely used to monitor (without any intervention) the progress of the networks during training. For all model configurations in the design, the associated trained model was evaluated on the four distinct test sets SR, SA, LR, and LA (described in §4) corresponding with the model configuration’s regular language. In total, 86,400 observations of model accuracy scores were collected.

Factor Name	Description (Levels)
<b>Alph</b>	Alphabet size (4, 16, 64)
<b>Tier</b>	(2, 3, 4, 6, 7, 11, 16, 64)
<b>Class</b>	Subregular language class (SL, coSL, TSL, TcoSL, SP, coSP, LT, TLT, PT, LTT, TLTT, PLT, TPLT, SF, Zp, Reg)
<b>k</b>	Factor width (0, 2, 3, 4, 5, 6)
<b>j</b>	Threshold (0, 1, 2, 3, 5)
<b>i</b>	Language identification number (0, 1, 2, 3, 4, 5, 6, 7, 8, 9)
<b>TrainSize</b>	Size of training set (Small: 1k, Mid: 10k, Large: 100k)
<b>NNType</b>	Neural network architecture (Simple RNN, GRU, LSTM, Transformer)
<b>TestType</b>	Type of test set: whether strings are short or long, random or adversarial (SR, SA, LR, LA)

Table 7: Factors comprising the experimental design.

All 2,304 combinations of **Alph**, **Class**, **TrainSize**, **NNType**, and **TestType** were tested in our experiments. Importantly, not all combinations of **Tier**, **k**, **j**, and **i** were tested because the values of these parameters depend on those of **Alph** and **Class**. For example, not all language classes have different tier alphabets or thresholds (see §3).

Our experimental design and statistical analysis follows the approaches advocated by Demšar (2006) and Stapor (2018), namely the use of multiple comparisons statistical tests to compare the performance of learning algorithms. We form a full factorial design by mean-aggregating the factors **Tier**, **k**, **j**, and **i**, that is, the value of each cell of the design is the average of accuracy scores of observations that have the same values of **Alph**, **Class**, **TrainSize**, **NNType**, and **TestType** but different values of **Tier**, **k**, **j**, and **i**. There are thus 2,304 cells in the design, indexed by the factors **Alph**, **Class**, **TrainSize**, **NNType**, and **TestType**. This design admits repeated-measures non-parametric statistical tests, in particular the Friedman test (Demšar, 2006; Stapor, 2018): any of the five factors **Alph**, **Class**, **TrainSize**, **TestType**, or **NNType** can be considered a treatment variable (i.e. we

hypothesize that these factors may be associated with accuracy), while the remaining four form blocking variables.

To apply the Friedman test, the full factorial design is cast to a matrix whose rows correspond with distinct combinations of blocking variable levels and whose columns represent treatment levels. The Friedman test is then invoked to ask whether any of the treatment levels differ. In those cases that we reject the Friedman test null hypothesis of equal treatment effects, we conduct post hoc analyses using the Nemenyi–Wilcoxon–Wilcoxon all-pairs test to determine precisely which treatment levels are pairwise significantly different from one another (Pereira et al., 2015; Singh et al., 2016). Using this general framework for statistical analysis of the experimental design, we obtain a fine-grained understanding of how the design factors—as well as factors like logical level and order relation, which are inferred from language classes—associate with accuracy. The results of this analysis are presented in §6.

Furthermore, this statistical analysis is affected only minimally by the disparities existing among language classes (see discussion around Tables 2 and 3). The design only sees alphabet size and language class, so the structure of the design is no different than if the classes were balanced (had equally many languages per class). The disparity does imply that different cells of the design have different variances: classes with more languages yield cells with lower variance. Lower variances are only welcome. The key point is that since each class has a representative sample, the difference in variances is mostly inconsequential.

Finally, the Friedman test and Nemenyi–Wilcoxon–Wilcoxon all-pairs test both report p-values, which represent “the probability, calculated under the null hypothesis, that a test statistic is as extreme or more extreme than its observed value” (Benjamin et al., 2018). If this probability is deemed low enough to be significant, then the null hypothesis is rejected and it is concluded that an effect is present. It is therefore important to determine the cutoff  $\alpha$ , known as the significance level, at which p-values are deemed significant. Many communities set the significance level to  $\alpha = 0.05$  though Benjamin et al. (2018) argue it should be set lower to  $\alpha = 0.005$ . Some communities, such as researchers in high-energy physics and genetics, have stricter levels. We follow the recommendation of Benjamin et al. (2018), though we note that nearly all of our results of statistical significance are established by p-values on the order of  $10^{-4}$  or smaller.

## 6. Results

This section presents the results obtained from the experimental design described in Section 5.3 as well as their interpretation with regards to salient research questions.<sup>6</sup>

### 6.1 Sanity Checks

We first report some results that give us confidence in the validity of our experimental setup and factorial design.

---

6. The results are collected in the file `all_evals.csv` which is located in the “analysis” directory in the project’s github repository <https://github.com/heinz-jeffrey/subregular-learning>. The results presented here were processed with the `analysis.R` file, also located in the directory.



### 6.1.1 TRAINING SIZE

Because the Small, Mid, and Large data sets are nested, we fully expect additional data will improve accuracy. Our first question was whether our results bore out this expectation.

Setting the treatment variable to **TrainSize** and the other variables as blocking variables, Table 8 shows the average accuracy scores of each treatment level which increase as expected. Furthermore, the Friedman test shows that the type of training set leads to sta-

Small (1k)	Mid (10k)	Large (100k)
0.769	0.854	0.887

Table 8: Average accuracy by **TrainSize**.

tistically significant differences in accuracy (Friedman chi-squared = 1084.1,  $df = 2$ ,  $p$ -value  $< 2.2e-16$ ). Post-hoc pairwise comparisons using Nemenyi-Wilcoxon-Wilcox all-pairs test for a two-way balanced complete block design showed that each treatment level differed significantly from the others with each  $p$ -value less than  $< 2e-16$ . Visual inspection of Figure 8 indicates that these results appear to hold across individual language classes, also as expected.

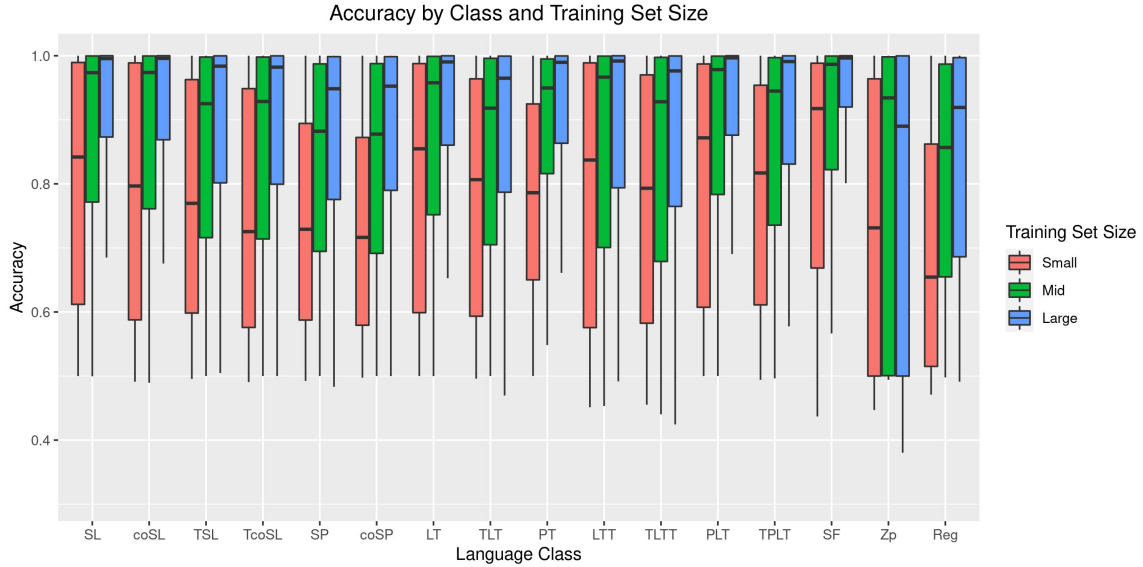


Figure 8: Accuracy by **TrainSize** and **Class**.

### 6.1.2 COMPLEMENT CLASSES

We were also interested in comparing the performance on the pairs of language classes SL/coSL, TSL/TcoSL, and SP/coSP. Recall that the languages in these classes are paired, in the sense that for every language  $L$  in class  $X \in \{SL, SP, TSL\}$ , the complement  $\bar{L}$  of  $L$  is in coX. Furthermore, the training, development, and test sets for every complement language

$\bar{L}$  in coX was made simply by switching the labels in the training, development, and test sets for the corresponding language  $L$  in class X. Therefore we expected no difference in performance.

Setting the treatment variable to **Class** and the other variables as blocking variables, the Friedman rank sum test shows that the type of class leads to a statistically significant difference in accuracy (Friedman chi-squared = 375.65,  $df = 15$ ,  $p\text{-value} < 2.2e-16$ ). However, our question at this point is whether these differences are found between the specific pairs of classes highlighted above.

While the Friedman test answers the question whether any treatment levels differ, it does not tell us where or how the treatment levels do so. We perform post-hoc analysis using the Nemenyi-Wilcoxon-Wilcox all-pairs test for a two-way balanced complete block design to answer these questions. Table 26 in the appendix shows the  $p$ -values reported by the post-hoc Nemenyi-Wilcoxon-Wilcox all-pairs test for a two-way balanced complete block design for all language classes. Table 9 presents the mean-aggregated accuracies for the classes of interest here. This shows that for these pairs of classes, there is no significant difference in accuracy as expected.

Accuracy		All-pairs test $p$ -value
SL	coSL	0.948
0.862	0.855	
SP	coSP	1.000
0.816	0.813	
TSL	TcoSL	1.000
0.839	0.832	

Table 9: Average accuracy for SL, coSL, SP, coSP, TSL and TcoSL classes.

### 6.1.3 SUMMARY

We conclude that the sanity checks above provide evidence that our experimental setup and factorial design are sound.

## 6.2 Research Questions

This section examines the questions posed earlier in this article that influenced the design of MLRegTest and the neural networks used in our experiments. These questions are summarized below.

1. What is the effect of the type of test set (SR, SA, LR, LA)?
2. What is the effect of the language class?
  - (a) What is the effect of logical level?
  - (b) What is the effect of order relation (successor, tier-successor, precedence)?
3. What is the effect of alphabet size?

4. What is the effect of neural network architecture?
5. What is the effect of the size of the automata?

The remainder of this section analyzes these questions one by one.

### 6.2.1 THE TEST SET

Setting the treatment variable to **TestType** and the other variables as blocking variables, Table 10 shows the average accuracy scores of each treatment level. The Friedman rank sum

SR	LR	SA	LA
0.944	0.888	0.781	0.734

Table 10: Average accuracy by **TestType**.

test shows that the null hypothesis that all test set types have the same accuracies should be rejected (Friedman chi-squared = 1965.5,  $df = 3$ ,  $p\text{-value} < 2.2e-16$ ).

Post-hoc pairwise comparisons using Nemenyi-Wilcoxon-Wilcox all-pairs test for a two-way balanced complete block design showed that each pair of treatment levels differed significantly with a  $p\text{-value}$  of  $3.6e-14$  or less. It is striking that the adversariality of the test data reduces the accuracy by approximately 15 points from the corresponding random data, whereas the longer test data reduce accuracy from the corresponding short data by only approximately 5 points. These differences are generally visible across the language classes as shown in Figure 9. The only exceptions are PT and Zp, whose mean accuracies follow the order  $LA < LR < SA < SR$ .

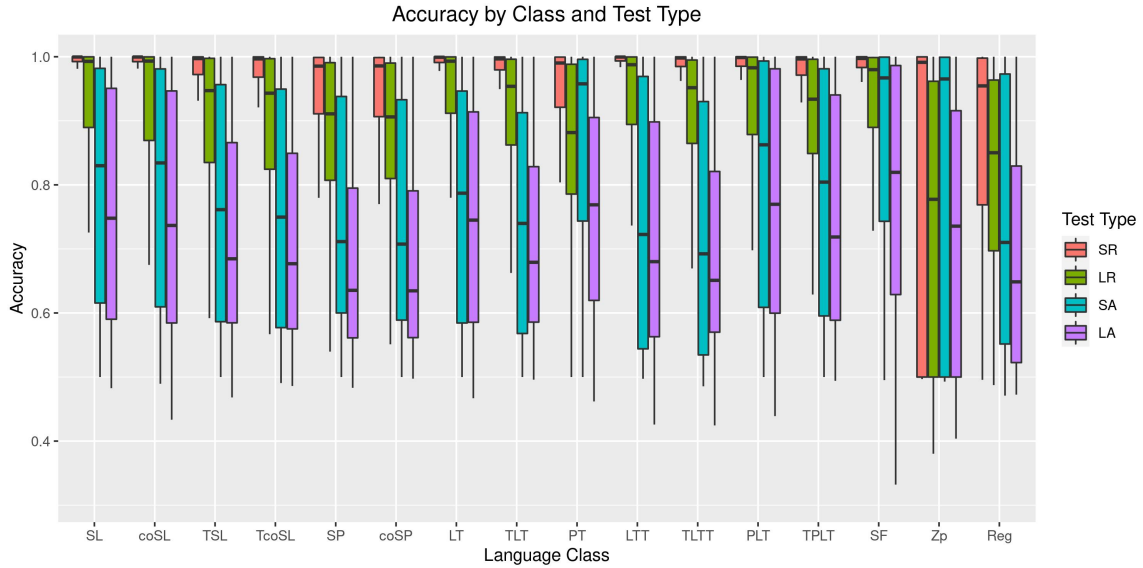


Figure 9: Accuracy by **Class** and **TestType**.

Table 11 shows these trends obtain for each NN type as well. However, it is interesting to observe the trends are more or less pronounced depending on the NN type and the test type. The GRUs, for example, appear overall less affected by the lengths of the test strings than the other network types. It is also interesting to observe that the GRUs outperformed

	SR	LR	SA	LA
RNN	0.948	0.850	0.714	0.662
GRU	0.976	0.966	0.845	0.846
LSTM	0.947	0.911	0.748	0.713
Transformer	0.961	0.881	0.758	0.690

Table 11: Accuracy by `TestType` and `NNType`.

the other network types across all types of test sets.

### 6.2.2 THE LANGUAGE CLASS

It was already mentioned in §6.1 that the Friedman rank sum test shows that generally the type of language class does lead to a statistically significant difference in accuracy (Friedman chi-squared = 831.03,  $df = 15$ ,  $p\text{-value} < 2.2e-16$ ). There we also discussed that the Nemenyi-Wilcoxon-Wilcox all-pairs test revealed no significant differences between the pairs SL/coSL, SP/coSP, and TSL/TcoSL.

Table 12 shows mean accuracy, in decreasing order, of each `Class` aggregated over all experiments. Table 26, in the appendix, presents post-hoc pairwise comparisons using

Accuracy	Class	Accuracy	Class	Accuracy	Class	Accuracy	Class
0.884	SF	0.855	LT	0.839	TSL	0.816	SP
0.866	PLT	0.855	coSL	0.834	TLT	0.813	coSP
0.862	PT	0.847	TPLT	0.832	TcoSL	0.781	Reg
0.862	SL	0.842	LTT	0.829	TLTT	0.770	Zp

Table 12: Mean accuracy in decreasing order by language `Class`.

Nemenyi-Wilcoxon-Wilcox all-pairs test showed that many, but not all language classes differed significantly. While the MSO-definable classes Reg and Zp are at the bottom of the list in Table 12, it is difficult to ascertain any logic behind the order in the rest of the list.

In particular, it is striking that accuracies for languages in the SF class are higher than any other class, even though SF is relatively high in the complexity scale presented in Figure 1. This indicates that the set of languages chosen to represent SF may be anomalously “easy to learn.” The TLTT and SP classes, for example, are also star-free languages, but their overall accuracy scores are lower than the accuracies for SF languages which are not TLTT nor SP.

In the next section we show to what extent more general properties of the classes – in particular, their logical level and the model-theoretic treatment of order – provide insight.

### 6.2.3 PROPERTIES OF LANGUAGE CLASSES

Next, we focus on whether the parameters by which we classified our language classes (cf. Figure 1) can help explain why the Friedman test rejects the null hypothesis that accuracies for **Class** would be the same. Specifically, we investigate the impacts of the kind of logic needed (CNL, DPL, Propositional, FO, MSO) and the kind of representational primitive (successor, precedence, tier-successor). We examine these properties in the aggregate as well as for each individual neural network type.

First, we investigate the logical level. Table 13 shows how the language classes are grouped into logical levels. Does accuracy generally decrease as expressivity increases log-

Group	Classes
CNL	SL, SP, TSL
DPL	coSL, coSP, TcoSL
PROP	LT, PLT, PT, TLT, TPLT
FO	LTT, TLTT, SF
REG	Zp, Reg

Table 13: Language Classes Grouped by Logical Level

ically? If so, we would expect the accuracies to follow the ordering  $\text{CNL} \sim \text{DPL} > \text{Prop} > \text{FO} > \text{MSO}$ . The Friedman rank sum test shows that the logical level leads to a statistically significant difference in accuracy (Friedman chi-squared = 69.772,  $\text{df} = 4$ ,  $p\text{-value} = 2.536\text{e-}14$ ). Table 15 shows the  $p$ -values from the Nemenyi-Wilcoxon-Wilcox all-pairs test

PROP	CNL	FO	DPL	MSO
0.850	0.838	0.837	0.832	0.775

Table 14: Average accuracy by logical level in decreasing order.

for the groups organized by logical level. The only statistically significant differences are

	CNL	DPL	FO	PROP
DPL	0.593	—	—	—
FO	0.912	0.141	—	—
PROP	5.5e−4	4.3e−7	0.013	—
MSO	6.4e−4	0.083	1.3e−5	7.7e−14

Table 15:  $p$ -values from the Nemenyi-Wilcoxon-Wilcox all-pairs test for classes grouped by logical level.

between PROP and CNL, MSO and CNL, PROP and DPL, MSO and FO, and MSO and PROP. These post-hoc comparisons indicate that the MSO level, which includes the classes Reg and Zp, is significantly more difficult than everything else, with the exception of DPL.

Nonetheless, examination of Tables 14 shows lower levels of accuracy for classes in the MSO group than for classes in the DPL group.

When this statistical analysis is localized to each individual network, it reveals distinctions among them. The Friedman chi-squared test reaches significance for the the RNN, GRU, and LSTM ( $p$ -values equal  $3.81\text{e-}9$ ,  $3.27\text{e-}3$ ,  $2.24\text{e-}4$ , respectively) but not for the Transformer ( $p$ -value = 0.023). For each network type, mean accuracy is lowest for the REG group and highest for the PROP group.

We conclude that the distinction made by MSO-level expressivity is significant, but not distinctions at the lower logical levels FO, PROP, CNL, and DPL. We are surprised there is little difference in mean accuracy between the CNL, FO, and DPL groups and that mean accuracy for the CNL and DPL groups was lower than mean accuracy for the PROP group. This is observed in the individual networks themselves, as well as altogether (which was reported in Table 14).

Next we fix the logical level and examine the effect of the successor, precedence, and tier-successor. Table 16 shows how the language classes are grouped by the order relations. The Friedman rank sum test shows that the order relation leads to a statistically significant

Group	Classes
SUCC	SL, coSL, LT, LTT
PREC	coSP, PT, SF, SP
TSUCC	TcoSL, TLT, TLTT, TSL
OTHER	PLT, TPLT, Reg, Zp

Table 16: Language Classes Grouped by Order Relation

difference in accuracy (Friedman chi-squared = 28.675,  $df = 3$ ,  $p$ -value =  $2.621\text{e-}6$ ). Ta-

SUCC	PREC	OTHER	TSUCC
0.851	0.836	0.835	0.833

Table 17: Average accuracy for classes grouped by order relation in descending order.

ble 18 shows the  $p$ -values from the Nemenyi-Wilcoxon-Wilcox all-pairs test for the groups defined with order relations. The SUCC group shows statistically significant differences in

	OTHER	PREC	SUCC
PREC	1.000	—	—
SUCC	$2.3\text{e-}4$	$2.8\text{e-}4$	—
TSUCC	0.903	0.885	$9.8\text{e-}6$

Table 18:  $p$ -values from the Nemenyi-Wilcoxon-Wilcox all-pairs test for classes grouped by order relation.

accuracy as compared to the other groups.

Interestingly, when this statistical analysis is localized to individual networks, the Friedman chi-squared test is not rejected for any network type. This indicates that only when their results are aggregated together can the effect of the order relation be detected. We conclude these results indicate that patterns based on substring (SUCC) are easier to learn than ones based on tier-substring (TSUCC), subsequence (PREC) or some combination thereof (OTHER). However, the effect may not be particularly strong because it was not visible when the analysis was localized to individual networks.

#### 6.2.4 ALPHABET SIZE

We also study the effect of the alphabet size. Average accuracy by alphabet size is depicted in Table 19. The Friedman rank sum test shows that the alphabet size leads to a statistically significant difference in accuracy (Friedman chi-squared = 267.82,  $df = 2$ ,  $p$ -value <  $2.2e-16$ ). Table 20 shows the  $p$ -values from the Nemenyi-Wilcoxon-Wilcox all-pairs test, all

64	16	4
0.856	0.842	0.812

Table 19: Average accuracy by alphabet size in descending order.

of which meet the standard for significance. There are statistically significant differences be-

	4	16
16	2.8e-4	–
64	2.6e-14	4.4e-9

Table 20:  $p$ -values from the Nemenyi-Wilcoxon-Wilcox all-pairs test for alphabet size.

tween the accuracies on languages with the largest alphabet size as compared to the smaller ones.

When this statistical analysis is localized to each individual network, the Friedman chi-squared test reaches significance for the the RNN, LSTM, and Transformer ( $p$ -values =  $1.85e-7$ , =  $6.81e-14$ , and <  $num2.2e-16$ , respectively) but not for the GRU ( $p$ -value = 0.0158). In addition, while the levels of accuracy of the RNN, LSTM, and Transformer models increased with alphabet size, the levels of accuracy of the GRU did not. For the GRU, the accuracy for the group with size 16 alphabet was almost 2 points higher than the groups with size 4 and 64 alphabets.

We conclude that in general patterns become easier to learn the larger the alphabet, there are network models that can subvert this trend.

#### 6.2.5 WHAT IS THE EFFECT OF THE NEURAL NETWORK?

The Friedman rank sum test shows that the neural network type also leads to a statistically significant difference in accuracy (Friedman chi-squared = 880.2,  $df = 3$ ,  $p$ -value <  $2.2e-16$ ). Those accuracies are shown in Table 21.

Table 22 shows the  $p$ -values from the Nemenyi-Wilcoxon-Wilcox all-pairs test. All pair-

GRU	Transformer	LSTM	RNN
0.906	0.826	0.825	0.790

Table 21: Accuracies by neural network type in descending order.

	RNN	GRU	LSTM
GRU	$<2e-16$	–	–
LSTM	$3.7e-14$	$<2e-16$	–
Transformer	$<2e-16$	$<2e-16$	0.130

Table 22:  $p$ -values from the Nemenyi-Wilcoxon-Wilcox all-pairs test for neural network type.

wise comparisons are significantly different except for the one between the LSTM and the Transformer.

Since the above results aggregate over all training set sizes, we repeated the above analysis by partitioning the data according to the training set size. After restricting to different training set sizes, the Friedman rank sum test continued to show that the network type significantly impacted accuracy with  $p < 2.2e-16$ . The accuracies are shown in Table 23. This analysis reveals that GRUs outperform the other networks on all training regimes.

	Small	Mid	Large
Simple RNN	0.736	0.796	0.839
GRU	<b>0.843</b>	<b>0.934</b>	<b>0.939</b>
LSTM	0.720	0.855	0.901
Transformer	0.779	0.830	0.867

Table 23: Average accuracy by neural network type and training size. Bold-faced scores are the highest in each column, and are statistically significantly different than non-bold scores.

Figures 10 and 11 provide a visualization of the performance of the neural networks on each language class aggregating across training regimes and for the Large training set, respectively. Visual inspection reveals that there is significant variation both across language classes, and across network types within language classes. Nonetheless, it is clear that the GRU outperforms every other network on all classes.

#### 6.2.6 GRAMMAR SIZE

While the size of the grammar of the formal language was not a treatment variable, we chose to examine it anyway. The number of states of the minimal DFA is a standard measure for the size of the grammar for a regular language. We also considered the number of states of the syntactic monoid of the minimal DFA. Table 1 provides summary statistics on these size measures of the representations of the MLRegTest languages.



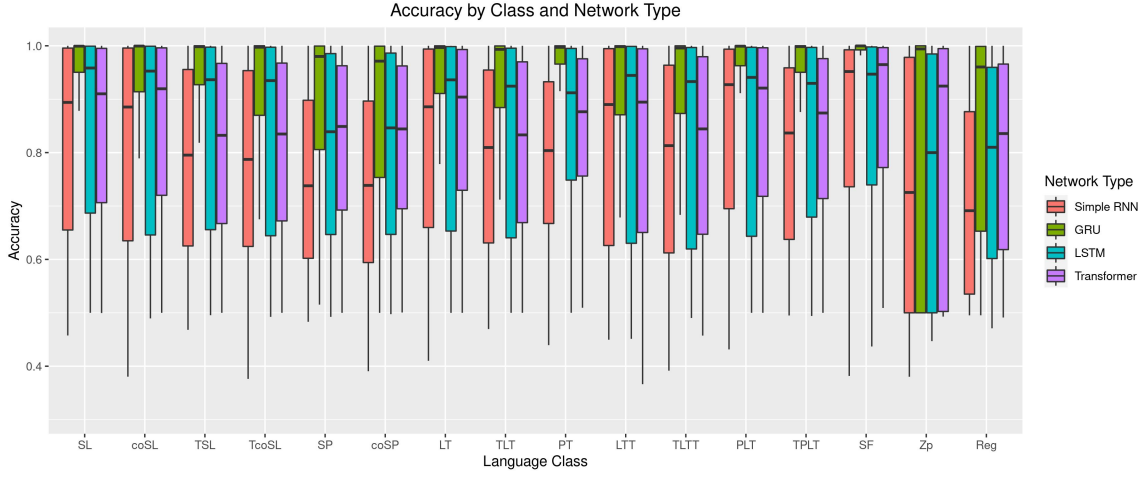


Figure 10: Accuracy by Class and Neural Network

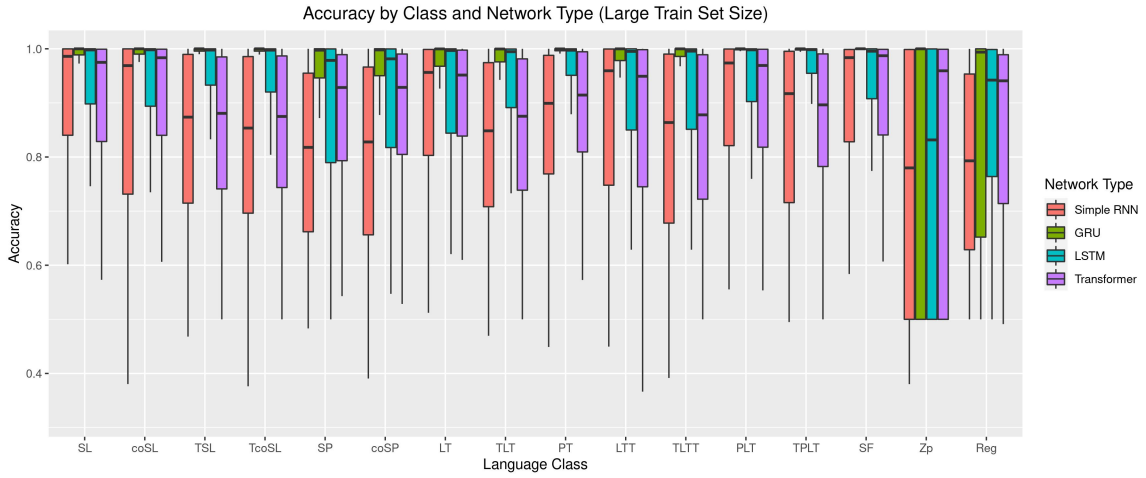


Figure 11: Accuracy by Class and Neural Network on the Large Training Set.

We were interested in how well accuracy scores were inversely correlated with grammar size. Table 24 shows these overall correlations calculated using Spearman’s rank correlation for all the training sets, as well as for the Large training set. These results revealed a statistically significant inverse correlation ( $p < 2e-16$ ). In other words, it is the case that generally accuracy decreases the larger the automata. However, these correlations are much closer to 0 than to 1, which is indicative of a weak effect.

We calculated other correlations making finer distinctions by network type, test type, and training size. The strongest correlation we found was for the GRU trained on the Large training set and evaluated on the Short Adversarial test set. In this block of data, Spearman’s rank correlation for the minimal DFA was  $-0.498$  and for its syntactic monoid

	All train	Large train
DFA size $\sim$ accuracy	-0.104	-0.173
monoid size $\sim$ accuracy	-0.098	-0.165

Table 24: Correlations between accuracies and the size of the target pattern measured by the size of the minimal DFA and its syntactic monoid on all training sets and the large training set.

-0.509. These correlations are noticeably larger, and are a good indication that automata size influences GRU performance in this learning scenario.

## 7. Discussion

The results of §6 support the following conclusions.

- Regardless of language class and neural network type, high performance on Random test sets does not imply correct generalization as measured by performance on the Adversarial test sets (Table 10).
- Learning classifiers which depend on counting modulo  $n$  is more difficult for neural ML systems (Table 14).
- Learning classifiers for languages which only need to keep track of substrings (i.e. logically invoking only the successor relation) is easier for neural ML systems than learning classifiers for languages needing to keep track of certain kinds of non-local dependencies (i.e those which logically invoke the tier-successor or precedence relation) (Table 17).
- Learning classifiers for languages with smaller alphabets is generally more difficult for neural ML systems (Table 19).
- Classification ability of neural ML systems correlates weakly with the size of the minimal DFA and its syntactic monoid (Table 24).
- Across all facets of MLRegTest, the GRU is overall the best performing architecture (Tables 21 - 23). That the GRUs are also the models with the fewest parameters (Table 6) makes this an especially notable result.

These results provide evidence that MLRegTest is a valuable benchmark for ML systems being used for sequence classification. While the GRUs overall performed the best, the analysis here shows there is considerable room for improvement. In addition to improving generalization ability as measured by the adversarial test sets, MLRegTest has helped identify some of the more challenging sequential patterns. These include those which count modulo  $n$ , those with other kinds of non-local dependencies, those with smaller alphabets, and those represented by larger DFA.

An important question for future research is comparing the relative impacts of properties of a pattern in addressing its learning difficulty. In this regard, it is interesting to note that some of the aforementioned factors conflict. For example, counting modulo two only requires

a DFA with 2 states (Figure 3). Nonetheless, despite its small size, counting module  $n$  was also shown to be a generally more difficult pattern for neural ML systems to learn.

The fact that the GRUs had fewer parameters outperformed the other neural networks while having fewer parameters by the thousands, or in some cases, by hundreds of thousands, indicates that addressing these challenges need not come in the form of feeding ever bigger models with more data. To drive this point home, consider that on the language which recognizes strings with an even number of *as* with an alphabet of size 16 (language 16.16.Zp.2.1.0), when presented with the Small training regime and tested on the LA test set, the GRU obtained 99.96% accuracy, the transformer 80.92% accuracy, and the LSTM and RNN were at chance. When one considers the number of trainable parameters these models have (Table 6), it seems clear that *how* the parameters interact to make predictions can be much more important than *how many* parameters there are.

Finally, our results are both consistent with, and inconsistent with, earlier research regarding the difficulty of learning patterns which count modulo  $n$ . On the one hand, these results are in line with those reported by Bhattamishra et al. (2020), who found transformers struggle with these languages. On the other hand, these results contrast with the Delétang et al.’s 2023 results, which found RNNs capable of learning such patterns. Their experiments differed from ours in both the training and testing data. For instance, in their experiments, NNs were exposed to training data of strings of length less than 19. The role of shorter sequences in training in learning sequential classifiers is a topic to be studied more carefully in future research (Angluin, 2023).

## 8. Conclusion

This article presented a new benchmark for machine learning systems on sequence classification. This benchmark, called MLRegTest, contains training, development, and test sets from 1,800 regular languages spread across 16 subregular classes. These languages are organized according to their logical complexity (monadic second order, first order, propositional, or monomial expressions) and the kind of logical literals (string, tier-string, subsequence, or combinations thereof). The logical complexity and choice of literal provides a systematic way to understand different kinds of long-distance dependencies in regular languages, and therefore to understand the capacities of different ML systems to learn such long-distance dependencies.

In addition to providing three nested training sets for each language, MLRegTest provides four test sets according to two binary parameters: string length (short/long) and data generation (random/adversarial).

Finally, we examined the performance of different neural networks (simple RNNs, LSTMs, GRUs, Transformers) on MLRegTest. While there is much variation in the performance, some statistical trends were clear. First, the neural networks generally performed worse on the adversarial test sets; these contained pairs of strings of string edit distance 1 with the property that one belonged to the target language and the other did not. These results imply the networks did not generalize correctly despite very high accuracies on the random test sets.

Second, GRUs generally outperformed the other network models across all languages, training regimes, and test sets. The fact that these networks did not possess many parame-

ters, relative to the LSTMs and Transformer networks, indicates that improved performance does not require larger networks. Nonetheless, even the GRU network has room for improvement on MLRegTest.

Third, the formal properties of the languages themselves were important in determining their learning difficulty. It was shown that neural networks have difficulty learning periodic regular languages; i.e. those that require monadic second order logic. Another conclusion was that the neural networks generally performed worse on classifying strings on languages defined in terms of the successor relation as opposed to other relations representing order in strings. The number of symbols in the alphabet was also shown to make a difference. Neither the size of the minimal DFA nor the size of its syntactic monoid correlated well with NN performance, though a weak correlation was detected. Future research and controlled experiments are needed to better tease apart these factors.

The overall results also raise questions in formal language theory. Recall that the PLT class is propositional but subsumes the first-order LTT. In other words, the division into logical levels is dependent on the ordering relations. Given that the first-order patterns in MLRegTest appear easier to learn than expected, one may wonder whether there exists some propositional logic that more closely reflects how these neural networks behave which would subsume our first-order classes. This issue also arises with respect to sampling data from a formal language. There are several grammars compatible with any finite data set. To what extent do the results depend on the particular grammar used for sampling. In particular, how does sampling over a grammar reflecting a simpler logic affect accuracy?

Altogether, we hope that MLRegTest provides a useful tool for researchers in machine learning interested in sequence classification. We believe that an ML system which can achieve near perfect accuracy on all test sets for all languages with only the smaller training regimes will be revolutionary.

## Acknowledgments

Language class verification, data set creation, and neural network training and evaluation were completed on the Stony Brook SeaWulf HPC cluster maintained by Research Computing and Cyberinfrastructure, and the Institute for Advanced Computational Science at Stony Brook University and made possible by NSF grant #1531492.

We also thank Rémi Eyraud, Guillaume Rabusseau, and the audiences at LearnAut 2022, the FLaNN group, the All Things Language and Computation seminar at Stony Brook University, and the Mathematical Linguistics Recreation Group at Stony Brook University for their valuable advice and feedback.

## Appendix

### Languages used in Hyperparameter Search

---

16.07.TLT.4.1.3
16.07.TLT.4.1.6
16.07.TLTT.4.2.3
16.07.TLTT.4.2.6
16.07.TPLT.4.2.3
16.07.TPLT.4.2.6
16.07.TSL.4.1.3
16.07.TSL.4.1.6
16.07.TcoSL.4.1.3
16.07.TcoSL.4.1.6
16.16.LT.4.1.3
16.16.LT.4.1.6
16.16.LTT.4.2.3
16.16.LTT.4.2.6
16.16.PLT.4.2.3
16.16.PLT.4.2.6
16.16.PT.4.1.3
16.16.PT.4.1.6
16.16.Reg.0.0.3
16.16.Reg.0.0.6
16.16.SF.0.0.3
16.16.SF.0.0.6
16.16.SL.4.1.3
16.16.SL.4.1.6
16.16.coSL.4.1.3
16.16.coSL.4.1.6
16.16.SP.4.1.3
16.16.SP.4.1.6
16.16.coSP.4.1.3
16.16.coSP.4.1.6
16.16.Zp.3.1.3
16.16.Zp.3.1.6

---

Table 25: Languages used in the hyperparameter search.

### Statistical Tables

Table 26 lists statistical results corresponding with the analyses of Section 6.

	coSL	coSP	LT	LTT	PLT	PT	Reg	SF
coSP	3.6e−7	−	−	−	−	−	−	−
LT	1.000	6.2e−8	−	−	−	−	−	−
LTT	0.801	0.010	0.603	−	−	−	−	−
PLT	0.786	3.7e−13	0.923	0.004	−	−	−	−
PT	0.979	0.001	0.910	1.000	0.028	−	−	−
Reg	2.1e−13	0.124	1.6e−13	3.0e−10	6.0e−14	7.0e−12	−	−
SF	0.005	1.3e−13	0.015	1.3e−7	0.830	2.6e−6	<2e−16	−
SL	0.948	3.0e−12	0.991	0.017	1.000	0.091	1.5e−13	0.575
SP	2.8e−6	1.000	5.3e−7	0.034	2.5e−12	0.005	0.044	1.2e−13
TcoSL	4.5e−5	1.000	9.8e−6	0.155	1.1e−10	0.034	0.007	2.0e−13
TLT	1.8e−4	0.999	4.2e−5	0.292	7.7e−10	0.081	0.002	1.2e−13
TLTT	3.2e−6	1.000	6.1e−7	0.037	3.0e−12	0.006	0.041	1.2e−13
TPLT	0.910	0.004	0.763	1.000	0.010	1.000	5.9e−11	4.9e−7
TSL	0.006	0.879	0.002	0.830	1.3e−7	0.471	6.2e−5	2.7e−13
Zp	0.002	0.957	5.8e−4	0.677	2.8e−8	0.308	2.0e−4	1.8e−13
	SL	SP	TcoSL	TLT	TLTT	TPLT	TSL	
coSP	−	−	−	−	−	−	−	
LT	−	−	−	−	−	−	−	
LTT	−	−	−	−	−	−	−	
PLT	−	−	−	−	−	−	−	
PT	−	−	−	−	−	−	−	
Reg	−	−	−	−	−	−	−	
SF	−	−	−	−	−	−	−	
SL	−	−	−	−	−	−	−	
SP	4.1e−11	−	−	−	−	−	−	
TcoSL	1.5e−9	1.000	−	−	−	−	−	
TLT	9.8e−9	1.000	1.000	−	−	−	−	
TLTT	4.9e−11	1.000	1.000	1.000	−	−	−	
TPLT	0.037	0.016	0.084	0.176	0.017	−	−	
TSL	1.2e−6	0.977	1.000	1.000	0.980	0.686	−	
Zp	2.9e−7	0.996	1.000	1.000	0.996	0.509	1.000	

Table 26: P-values from the Nemenyi-Wilcoxon-Wilcox all-pairs test with treatment variable **Class**.

## References

- Martín Abadi, Ashish Agarwal, Paul Barham, Eugene Brevdo, Zhifeng Chen, Craig Citro, Greg S. Corrado, Andy Davis, Jeffrey Dean, Matthieu Devin, Sanjay Ghemawat, Ian Goodfellow, Andrew Harp, Geoffrey Irving, Michael Isard, Yangqing Jia, Rafal Jozefowicz, Lukasz Kaiser, Manjunath Kudlur, Josh Levenberg, Dandelion Mané, Rajat Monga, Sherry Moore, Derek Murray, Chris Olah, Mike Schuster, Jonathon Shlens, Benoit Steiner, Ilya Sutskever, Kunal Talwar, Paul Tucker, Vincent Vanhoucke, Vijay Vasudevan, Fernanda Viégas, Oriol Vinyals, Pete Warden, Martin Wattenberg, Martin Wicke, Yuan Yu, and Xiaoqiang Zheng. TensorFlow: Large-scale machine learning on heterogeneous systems, 2015. URL <https://www.tensorflow.org/>. Software available from tensorflow.org.
- Alëna Aksënova and Sanket Deshmukh. Formal restrictions on multiple tiers. In *Proceedings of the Society for Computation in Linguistics*, volume 1, 2018. doi: <https://doi.org/10.7275/R5K64G8S>. Article 8.
- Cyril Allauzen, Michael Riley, Johan Schalkwyk, Wojciech Skut, and Mehryar Mohri. OpenFst: A general and efficient weighted finite-state transducer library. In *Proceedings of the Ninth International Conference on Implementation and Application of Automata, (CIAA 2007)*, volume 4783 of *Lecture Notes in Computer Science*, pages 11–23. Springer, 2007. URL <http://www.openfst.org>.
- Dana Angluin. Learning of regular languages by recurrent neural networks? (mainly questions). In François Coste, Faissal Ouardi, and Guillaume Rabusseau, editors, *Proceedings of 16th edition of the International Conference on Grammatical Inference*, volume 217 of *Proceedings of Machine Learning Research*, pages 4–4. PMLR, 10–13 Jul 2023. URL <https://proceedings.mlr.press/v217/angluin23a.html>.
- Y. Bengio, P. Simard, and P. Frasconi. Learning long-term dependencies with gradient descent is difficult. *IEEE Transactions on Neural Networks*, 5(2):157–166, Mar 1994. doi: [10.1109/72.279181](https://doi.org/10.1109/72.279181).
- Daniel J. Benjamin, James O. Berger, Magnus Johannesson, Brian A. Nosek, E.-J. Wagenmakers, Richard Berk, Kenneth A. Bollen, Björn Brembs, Lawrence Brown, Colin Camerer, David Cesarini, Christopher D. Chambers, Merlise Clyde, Thomas D. Cook, Paul De Boeck, Zoltan Dienes, Anna Dreber, Kenny Easwaran, Charles Efferson, Ernst Fehr, Fiona Fidler, Andy P. Field, Malcolm Forster, Edward I. George, Richard Gonzalez, Steven Goodman, Edwin Green, Donald P. Green, Anthony G. Greenwald, Jarrod D. Hadfield, Larry V. Hedges, Leonhard Held, Teck Hua Ho, Herbert Hoijtink, Daniel J. Hruschka, Kosuke Imai, Guido Imbens, John P. A. Ioannidis, Minjeong Jeon, James Holland Jones, Michael Kirchler, David Laibson, John List, Roderick Little, Arthur Lupia, Edouard Machery, Scott E. Maxwell, Michael McCarthy, Don A. Moore, Stephen L. Morgan, Marcus Munafó, Shinichi Nakagawa, Brendan Nyhan, Timothy H. Parker, Luis Pericchi, Marco Perugini, Jeff Rouder, Judith Rousseau, Victoria Savalei, Felix D. Schönbrodt, Thomas Sellke, Betsy Sinclair, Dustin Tingley, Trisha Van Zandt, Simine Vazire, Duncan J. Watts, Christopher Winship, Robert L. Wolpert, Yu Xie, Cristobal Young, Jonathan Zinman, and Valen E. Johnson. Redefine statistical significance. *Nature Human Behaviour*, 2:6–10, 2018. doi: <https://doi.org/10.1038/s41562-017-0189-z>.

- Satwik Bhattamishra, Kabir Ahuja, and Navin Goyal. On the Ability and Limitations of Transformers to Recognize Formal Languages. In *Proceedings of the 2020 Conference on Empirical Methods in Natural Language Processing (EMNLP)*, pages 7096–7116, Online, November 2020. Association for Computational Linguistics. doi: 10.18653/v1/2020.emnlp-main.576. URL <https://aclanthology.org/2020.emnlp-main.576>.
- J. Richard Büchi. Weak second-order arithmetic and finite automata. *Mathematical Logic Quarterly*, 6(1-6):66–92, 1960.
- Mike Casey. The dynamics of discrete-time computation with application to recurrent neural networks and finite state machine extraction. *Neural computation*, 8(6):1135–1178, 1996.
- Stephan K. Chalup and Alan D. Blair. Incremental training of first order recurrent neural networks to predict a context-sensitive language. *Neural Networks*, 16(7):955–972, 2003.
- François Chollet et al. Keras. <https://keras.io>, 2015.
- Noam Chomsky. Three models for the description of language. *IRE Transactions on Information Theory*, page 113–124, 1956. IT-2.
- Noam Chomsky. *Syntactic Structures*. Mouton & Co., Printers, The Hague, 1957.
- Noam Chomsky. *Aspects of the theory of syntax*. Cambridge, MA: MIT Press, 1965.
- Gregoire Delétang, Anian Ruoss, Jordi Grau-Moya, Tim Genewein, Li Kevin Wenliang, Elliot Catt, Chris Cundy, Marcus Hutter, Shane Legg, Joel Veness, and Pedro A Ortega. Neural networks and the Chomsky Hierarchy. In *The Eleventh International Conference on Learning Representations*, 2023. URL <https://openreview.net/forum?id=WbxHAzkeQcn>.
- Janez Demšar. Statistical comparisons of classifiers over multiple data sets. *J. Mach. Learn. Res.*, 7:1–30, dec 2006. ISSN 1532-4435.
- Javid Ebrahimi, Dhruv Gelda, and Wei Zhang. How can self-attention networks recognize Dyck-n languages? In *Findings of the Association for Computational Linguistics: EMNLP 2020*, pages 4301–4306, Online, November 2020. Association for Computational Linguistics. doi: 10.18653/v1/2020.findings-emnlp.384. URL <https://aclanthology.org/2020.findings-emnlp.384>.
- Herbert B. Enderton. *A Mathematical Introduction to Logic*. Academic Press, 2nd edition, 2001.
- C L Giles, C B Miller, D Chen, H H Chen, G Z Sun, and Y C Lee. Learning and Extracting Finite State Automata with 2nd-Order Recurrent Neural Networks. *Neural Computation*, 4(3):393–405, 1992.
- Kyle Gorman. Pynini: a Python library for weighted finite-state grammar compilation. In *Proceedings of the ACL Workshop on Statistical NLP and Weighted Automata*, pages 75–80, 2016.



- Kyle Gorman and Richard Sproat. *Finite-State Text Processing*. Morgan & Claypool Publishers, 2021.
- Shawn Hedman. *A First Course in Logic*. Oxford University Press, 2004.
- Jeffrey Heinz. The computational nature of phonological generalizations. In Larry Hyman and Frans Plank, editors, *Phonological Typology*, Phonetics and Phonology, chapter 5, pages 126–195. De Gruyter Mouton, 2018.
- Jeffrey Heinz and William Idsardi. What complexity differences reveal about domains in language. *Topics in Cognitive Science*, 5(1):111–131, 2013.
- Jeffrey Heinz, Chetan Rawal, and Herbert G. Tanner. Tier-based strictly local constraints for phonology. In *Proceedings of the 49th Annual Meeting of the Association for Computational Linguistics*, pages 58–64, Portland, Oregon, USA, June 2011. Association for Computational Linguistics.
- S.C. Kleene. Representation of events in nerve nets. In C.E. Shannon and J. McCarthy, editors, *Automata Studies*, pages 3–40. Princeton University. Press, 1956.
- Dakotah Lambert. *Unifying Classification Schemes for Languages and Processes With Attention to Locality and Relativizations Thereof*. PhD thesis, Stony Brook University, 2022. URL <https://vvulpes0.github.io/>.
- Dakotah Lambert. Relativized adjacency. *Journal of Logic Language and Information*, 32(4):707–731, 2023. doi: <https://doi.org/10.1007/s10849-023-09398-x>.
- Dakotah Lambert. System description: A theorem-prover for subregular systems: The language toolkit and its interpreter, plebby. In Jeremy Gibbons and Dale Miller, editors, *Functional and Logic Programming*, pages 311–328, Singapore, 2024. Springer Nature Singapore. ISBN 978-981-97-2300-3.
- Dakotah Lambert, Jonathan Rawski, and Jeffrey Heinz. Typology emerges from simplicity in representations and learning. *Journal of Language Modelling*, 9(1):151–194, 2021.
- Tianyu Li, Doina Precup, and Guillaume Rabusseau. Connecting weighted automata, tensor networks and recurrent neural networks through spectral learning. *Machine Learning*, 113:2619–2653, 2024. doi: 10.1007/s10994-022-06164-1.
- Leonid Libkin. *Elements of Finite Model Theory*. Springer, 2004.
- Warren S McCulloch and Walter Pitts. A logical calculus of the ideas immanent in nervous activity. *The bulletin of mathematical biophysics*, 5(4):115–133, 1943.
- Robert McNaughton and Seymour Papert. *Counter-Free Automata*. MIT Press, 1971.
- Dulce G. Pereira, Anabela Afonso, and Fátima Melo Medeiros. Overview of friedman’s test and post-hoc analysis. *Communications in Statistics - Simulation and Computation*, 44(10):2636–2653, 2015. doi: 10.1080/03610918.2014.931971.

- Jean-Éric Pin. *Handbook of Automata Theory*. European Mathematical Society Publishing House, September 2021. doi: 10.4171/Automata. URL <https://hal.archives-ouvertes.fr/hal-03579131>.
- Jordan B. Pollack. The Induction of Dynamical Recognizers. *Machine Learning*, 7(2):227–252, 1991.
- Juan Antonio Pérez-Ortiz, Felix A. Gers, Douglas Eck, and Jürgen Schmidhuber. Kalman filters improve lstm network performance in problems unsolvable by traditional recurrent nets. *Neural Networks*, 16(2):241–250, 2003. ISSN 0893-6080. doi: [https://doi.org/10.1016/S0893-6080\(02\)00219-8](https://doi.org/10.1016/S0893-6080(02)00219-8). URL <https://www.sciencedirect.com/science/article/pii/S0893608002002198>.
- A. S. Reber. Implicit learning of artificial grammars. *Journal of Verbal Learning and Verbal Behavior*, 6:855–863, 1967.
- James Rogers and Dakotah Lambert. Some classes of sets of structures definable without quantifiers. In *Proceedings of the 16th Meeting on the Mathematics of Language*, pages 63–77, Toronto, Canada, July 2019. Association for Computational Linguistics. doi: 10.18653/v1/W19-5706. URL <https://www.aclweb.org/anthology/W19-5706>.
- James Rogers and Geoffrey Pullum. Aural pattern recognition experiments and the subregular hierarchy. *Journal of Logic, Language and Information*, 20:329–342, 2011.
- James Rogers, Jeffrey Heinz, Gil Bailey, Matt Edlefsen, Molly Visscher, David Wellcome, and Sean Wibel. On languages piecewise testable in the strict sense. In Christian Ebert, Gerhard Jäger, and Jens Michaelis, editors, *The Mathematics of Language*, volume 6149 of *Lecture Notes in Artificial Intelligence*, pages 255–265. Springer, 2010.
- James Rogers, Jeffrey Heinz, Margaret Fero, Jeremy Hurst, Dakotah Lambert, and Sean Wibel. Cognitive and sub-regular complexity. In Glyn Morrill and Mark-Jan Nederhof, editors, *Formal Grammar*, volume 8036 of *Lecture Notes in Computer Science*, pages 90–108. Springer, 2013.
- J. Schmidhuber. Deep learning in neural networks: An overview. *Neural Networks*, 61: 85–117, 2015.
- J. Schmidhuber, F. Gers, and D. Eck. Learning nonregular languages: A comparison of simple recurrent networks and lstm. *Neural Computation*, 14:2039–2041, 2002.
- Dana Scott and Michael Rabin. Finite automata and their decision problems. *IBM Journal of Research and Development*, 5(2):114–125, 1959.
- Luzi Sennhauser and Robert Berwick. Evaluating the ability of LSTMs to learn context-free grammars. In *Proceedings of the 2018 EMNLP Workshop BlackboxNLP: Analyzing and Interpreting Neural Networks for NLP*, pages 115–124, Brussels, Belgium, November 2018. Association for Computational Linguistics. doi: 10.18653/v1/W18-5414. URL <https://aclanthology.org/W18-5414>.

- Imre Simon. Piecewise testable events. In *Automata Theory and Formal Languages*, pages 214–222. 1975.
- Pawan Kumar Singh, Ram Sarkar, and Mita Nasipuri. Significance of non-parametric statistical tests for comparison of classifiers over multiple datasets. *Int. J. Comput. Sci. Math.*, 7(5):410–442, jan 2016. ISSN 1752-5055. doi: 10.1504/IJCSM.2016.080073.
- Natalia Skachkova, Thomas Trost, and Dietrich Klakow. Closing brackets with recurrent neural networks. In *Proceedings of the 2018 EMNLP Workshop BlackboxNLP: Analyzing and Interpreting Neural Networks for NLP*, pages 232–239, Brussels, Belgium, November 2018. Association for Computational Linguistics. doi: 10.18653/v1/W18-5425. URL <https://aclanthology.org/W18-5425>.
- Andrew W. Smith and David Zipser. Encoding sequential structure: experience with the real-time recurrent learning algorithm. In *International 1989 Joint Conference on Neural Networks*, pages 645–648, 1989. doi: 10.1109/IJCNN.1989.118646.
- Katarzyna Stapor. Evaluating and comparing classifiers: Review, some recommendations and limitations. In Marek Kurzynski, Michal Wozniak, and Robert Burduk, editors, *Proceedings of the 10th International Conference on Computer Recognition Systems CORES 2017*, pages 12–21, Cham, 2018. Springer International Publishing.
- Wolfgang Thomas. Classifying regular events in symbolic logic. *Journal of Computer and Systems Sciences*, 25:370–376, 1982.
- Wolfgang Thomas. Languages, automata, and logic. In *Handbook of Formal Languages*, volume 3, chapter 7. Springer, 1997.
- Masaru Tomita. Learning of construction of finite automata from examples using hill-climbing. *Proc. Fourth Int. Cog. Sci. Conf.*, pages 105 – 108, 1982.
- Raymond L Watrous and G M Kuhn. Induction of Finite-State Automata Using Second-Order Recurrent Networks. *Advances in Neural Information Processing Systems*, (10): 309–316, 1992.
- Gail Weiss, Yoav Goldberg, and Eran Yahav. Extracting automata from recurrent neural networks using queries and counterexamples. In Jennifer Dy and Andreas Krause, editors, *Proceedings of the 35th International Conference on Machine Learning*, volume 80 of *Proceedings of Machine Learning Research*, pages 5247–5256, Stockholmsmässan, Stockholm Sweden, 10–15 Jul 2018. PMLR. URL <http://proceedings.mlr.press/v80/weiss18a.html>.
- Zheng Zeng, R.M. Goodman, and P. Smyth. Discrete recurrent neural networks for grammatical inference. *IEEE Transactions on Neural Networks*, 5(2):320–330, 1994. doi: 10.1109/72.279194.