

Fully Scalable Massively Parallel Algorithms for Embedded Planar Graphs

Yi-Jun Chang

National University of Singapore

Da Wei Zheng

University of Illinois Urbana-Champaign

Abstract

We consider the *massively parallel computation* (MPC) model, which is a theoretical abstraction of large-scale parallel processing models such as MapReduce. In this model, assuming the widely believed 1-vs-2-cycles conjecture, it is not possible to solve many basic graph problems in constant rounds with strongly sublinear memory size per machine.

Recently, Holm and Tětek [SODA 2023] showed that it is possible to get around this barrier for planar graphs when a planar straight-line embedding of the graph is given. For such inputs on n vertices, they obtained constant-round MPC algorithms for connected components, minimum spanning tree (MST), and $O(1)$ -approximation of st -shortest path, diameter, and radius, as long as the memory size per machine is $\mathcal{S} = n^{2/3+\Omega(1)}$. This result implies that the *exact* Euclidean minimum spanning tree (EMST) on n points can be computed in constant rounds when the memory size per machine is $\mathcal{S} = n^{2/3+\Omega(1)}$.

In this work, we provide an improved recursive framework to obtain constant-round algorithms in the more challenging *fully scalable* regime where memory size per machine can be $\mathcal{S} = n^\delta$ for any given constant $\delta > 0$. This gives the first constant-round algorithms in this regime for fundamental problems such as connected components, MST, and EMST. A consequence of our results is an unconditional separation for the 1-vs-2-cycle problem between planar graphs with and without an embedding.

Moreover, we show that the ε -emulator of Chang, Krauthgamer, and Tan [STOC 2022] can be incorporated into our recursive framework to obtain constant-round $(1 + \varepsilon)$ -approximation algorithms for single source shortest path (SSSP) and shortest cycle in embedded planar graphs. Furthermore, we show that it is possible to construct a dual graph of the given embedded planar graph in constant rounds, which allows us to solve the $(1 + \varepsilon)$ -approximate st -maximum flow and minimum cut problem as both reduce to a shortest cycle problem in the dual graph. Using $O(n^2)$ total space, we also obtain constant-round algorithms for $(1 + \varepsilon)$ -approximate all-pairs shortest paths (APSP), diameter, and radius.

Computations of $(1 + \varepsilon)$ -approximate distances, cuts, and flows are difficult problems in the MPC model, as all prior work on these problems require a local memory of at least linear size. Our work is the first one that solves these problems in the fully scalable regime for a nontrivial graph class.

Contents

1	Introduction	1
1.1	Our contributions	2
1.2	Technical overview	5
1.3	Additional related work	7
1.4	Roadmap	8
2	Preliminaries	8
3	MPC algorithm for separators in embedded planar graphs	12
3.1	Sublinear time algorithm for constructing cuttings	12
3.2	Cutting-divisions	12
3.3	MPC algorithm for computing cutting-divisions	15
4	Graph drawing	16
4.1	Compatible triangulations and graph morphing	18
4.2	Scaffold graphs for a polygonal region	19
4.3	Boundary routing of nested polygons	20
4.4	Redrawing a polygonal embedding as a triangular polygonal embedding	22
4.5	Gluing planar graphs together	22
4.6	Handling degenerate polygonal regions	24
5	MPC algorithms for embedded planar graphs	24
5.1	Redrawing a graph	25
5.2	Connected components	26
5.3	Minimum spanning forest	28
5.4	Computing emulators	29
5.5	Shortest cycle	31
5.6	Single source shortest path	32
5.7	All-pairs shortest paths	33
5.8	Drawing the primal-dual overlay graph	35
5.9	Min-cut and max-flow	38
6	Open questions	39
A	Proof of sublinear time algorithm for constructing cuttings	41

1 Introduction

We consider the *massively parallel computation* (MPC) model introduced by Karloff, Suri, and Vassilvitskii [KSV10], which is a theoretical abstraction of large-scale parallel processing models such as MapReduce [DG04]. In comparison to the classical PRAM model of parallel computing, the MPC model allows a substantial amount of local computation in each round, making it a more realistic model for practical parallel computation. The MPC model has received much attention in recent years [ANOY14, ASS⁺18, BDE⁺19, BLM⁺23, CC22, CDP21c, CFG⁺19, CLM⁺18, DDK⁺20, EMMZ22, G GK⁺18, GKU19, IMS17].

In the MPC model, the input is initially partitioned into machines with a memory of $\Theta(\mathcal{S})$ words. The total memory size is linear in the size of the input. For example, if the input is a graph with n vertices and m edges, then each word in the memory stores $O(\log n)$ bits and the total number of machines is $O(\frac{m}{\mathcal{S}})$. The machines communicate with each other in synchronous rounds. In each round, each machine can send and receive $O(\mathcal{S})$ messages of $O(\log n)$ bits. After communicating with other machines, each machine can perform a local computation of $\text{poly}(\mathcal{S})$ time. The main complexity measure is the number of rounds needed to solve the problem under consideration.

Our focus in this paper is on the *fully scalable* regime, where the local memory size can be an arbitrarily small polynomial, i.e., $\mathcal{S} = n^\delta$ for any constant $\delta > 0$. Designing algorithms for this regime is considerably more difficult than the setting where \mathcal{S} is a *fixed* polynomial of n , and it has been the explicit goal of many recent papers, including [ASS⁺18, ASZ19, CC22, CDP21c, EMMZ22, GU19]. In the era of big data, where the amount of data available is constantly growing, allowing for arbitrary small constant δ while keeping the round complexity low is becoming increasingly important.

There are no unconditional lower bounds on round complexity without implying a strong circuit lower bound [RVW18]. As such, *conditional lower bounds* are required to demonstrate hardness of problems in the MPC model. One successful tool to establish conditional lower bounds is the widely believed *1-vs-2-cycles* conjecture [BKS13, KLM⁺14, KSV10, RMCS13, RVW18], which states that distinguishing between an n -vertex cycle and two $(n/2)$ -vertex cycles requires $\Omega(\log n)$ rounds in the MPC model if the local memory size \mathcal{S} is at most n^δ for any $0 < \delta < 1$.

Assuming the 1-vs-2-cycles conjecture, many basic graph problems, including minimum spanning tree (MST) and connectivity, cannot be solved in constant rounds in the MPC model in the fully scalable regime, even when considering planar graphs. Such a barrier can be bypassed for some geometric problems. In particular, Andoni, Nikolov, Onak, and Yaroslavtsev [ANOY14] showed that for any constant d and ε , a $(1 + \varepsilon)$ -approximate solution for the Euclidean MST problem on n points in \mathbb{R}^d can be computed in $O(1)$ rounds in the MPC model in the fully scalable regime.

In contrast, for connected components, the state-of-the-art algorithm in the MPC model in the fully scalable regime requires $O(\log D) + O(\log_{m/n} \log n)$ rounds [BDE⁺19], where D is the diameter of the input graph. It is unlikely that this bound can be significantly improved due to the $\Omega(\log D)$ conditional lower bound base on the 1-vs-2-cycles conjecture [BDE⁺19].

The work of Andoni, Nikolov, Onak, and Yaroslavtsev [ANOY14] left the open question of whether it is possible to compute the *exact* Euclidean MST in the MPC model in $O(1)$ rounds in the fully scalable regime. Very recently, Holm and Tětek [HT23] showed that Euclidean MST in \mathbb{R}^2 can be solved *exactly*, without any approximation error, in $O(1)$ rounds in the MPC model with local memory size $\mathcal{S} = n^{2/3+\Omega(1)}$, partially resolving the above open question. Holm and Tětek considered an approach that is based on *r-divisions* [Fre87] and *ε -cuttings* [CS89]. They first reduced the Euclidean MST problem to the MST problem in the graph of the Delaunay triangulation of the

point set. After that, they used an ε -cutting to partition the plane into a small number of polygonal regions, and then they computed an r -division of the graph defined by the adjacency relation of the polygonal regions.

The regions of the r -division \mathcal{R} correspond to $O(n^\varepsilon)$ subgraphs $\{G_R : R \in \mathcal{R}\}$ of G . Each subgraph G_R has $O(n^{1-\varepsilon})$ vertices. We say that a vertex v in G_R is a *boundary vertex* if v also belongs to some other subgraphs. A key property of the decomposition shown in [HT23] is that the total number of the boundary vertices in G is at most \mathcal{S} .

To utilize the decomposition to solve a graph problem, they performed a recursive call to each subgraph in $\{G_R : R \in \mathcal{R}\}$. Since each subgraph has size $O(n^{1-\varepsilon})$, the depth of recursion is constant. The goal of each recursion is to compute a local solution and to compute a sketch that compresses the subgraph into a smaller graph whose size is linear in the number of boundary vertices. The above bound on the total number of boundary vertices guarantees that the compressed graph can be stored in the memory of a single machine.

This framework of algorithm design is applicable to many other problems in planar graphs with a given *straight-line drawing*. For these embedded planar graphs, Holm and Tětek [HT23] obtained $O(1)$ -round MPC algorithms for connected components, minimum spanning tree (MST), and $O(1)$ -approximation of *st*-shortest path, diameter, and radius for the case where the local memory size is $\mathcal{S} = n^{2/3+\Omega(1)}$. Their work left one major open question:

Do there exist $O(1)$ -round MPC algorithms for embedded planar graphs in the fully scalable regime where the local memory size is $\mathcal{S} = n^\delta$ for any constant $\delta > 0$?

We answer this question in the affirmative by presenting a new framework for embedded planar graphs that solves a large class of problems in the fully scalable regime. Using this framework, we give the first constant-round algorithm for connected components and MST in this regime. Furthermore, we are able to improve the approximation factor to $(1 + \varepsilon)$ for *st*-shortest path, and obtain $(1 + \varepsilon)$ approximations for more challenging fundamental graph problems such as single source shortest path (SSSP), all-pairs shortest path (APSP), max-flow, and min-cut. Prior work on $(1 + \varepsilon)$ -approximate distances, cuts, and flows required at least linear local memory $\mathcal{S} = \Omega(n)$. Our work presents the first constant-round algorithm for these fundamental problems in this more challenging memory regime. Our main idea is to leverage the power of recursion by reducing a problem on an embedded planar graph into a problem on a smaller embedded planar graph. We use a combination of *geometric cuttings* and *r-divisions* we partition the graph into regions with few edges crossing the boundary of each region. We use recursion to sparsify the graph in each region, and then use recursion a second time on a sparser graph. In order to facilitate the recursion, our framework employs graph drawing algorithms to compute explicit embeddings of graphs in the base case, and to join graphs together in the recursive case.

1.1 Our contributions

The approach of Holm and Tětek [HT23] is only applicable to machines with local memory $\mathcal{S} = n^{2/3+\Omega(1)}$. This lower bound is due to the fact that the computation of the r -division has to be done in one machine, and there is a tradeoff between the local memory size and the total number of boundary vertices. The bound $\mathcal{S} = n^{2/3+\Omega(1)}$ is the result of balancing the two quantities. It was asked in [HT23, Open question 5] whether it is possible to extend their framework to the case where $\mathcal{S} = n^{2/3-\Omega(1)}$. Our first contribution is to resolve this problem by developing a new recursive

framework, which allows us to extend the results in [HT23] to the fully scalable regime where we are allowed to set $\mathcal{S} = n^\delta$ for any constant $\delta > 0$.

Theorem 1.1 (Connected Components). *Given an embedded planar graph G with m edges and n vertices. There is an algorithm that returns the number of connected components of G in $O(1)$ rounds with high probability and uses $\Theta(\mathcal{S})$ space per machine and $O(n/\mathcal{S})$ machines where $\mathcal{S} = n^\delta$ for any constant $\delta > 0$.*

Theorem 1.2 (Minimum Spanning Forest). *Given an embedded planar graph G with m edges and n vertices. There is an algorithm that returns a minimum spanning forest of G in $O(1)$ rounds in expectation and with high probability, and uses $\Theta(\mathcal{S})$ space per machine and $O(n/\mathcal{S})$ machines where $\mathcal{S} = n^\delta$ for any constant $\delta > 0$.*

As a corollary, we obtain the first constant-round Euclidean MST algorithm for \mathbb{R}^2 that works in the fully scalable regime.

Corollary 1.3 (Euclidean MST). *Given a set P of n points in \mathbb{R}^2 , there is an algorithm that computes the Euclidean MST of the points of P in $O(1)$ rounds in expectation and with high probability, and uses $\Theta(\mathcal{S})$ space per machine and $O(n/\mathcal{S})$ machines where $\mathcal{S} = n^\delta$ for any constant $\delta > 0$.*

Shortest paths. Our second contribution is to show that our framework can be combined with the recent ε -emulator of Chang, Krauthgamer, and Tan [CKT22], and this allows us to design $O(1)$ -round MPC algorithms for $(1 + \varepsilon)$ -approximation, for any constant $\varepsilon > 0$, of *single-source shortest paths* (SSSP) and *shortest cycle* with local memory size $\mathcal{S} = n^\delta$, for any constant $\delta > 0$. These results improve the distance computation algorithms in [HT23], which only achieve an approximation ratio of a fixed constant. This result resolves [HT23, Open question 6], which asks whether a better distance approximation is possible.

Theorem 1.4 $((1 + \varepsilon)$ -approximate Shortest Cycle). *Given an embedded planar graph G with n vertices and m edges. There is an algorithm that computes the length of the $(1 + \varepsilon)$ -approximate shortest cycle in $O(1)$ rounds in expectation and with high probability, and uses $\Theta(\mathcal{S})$ space per machine and $O(n/\mathcal{S})$ machines where $\mathcal{S} = n^\delta$ for any constant $\delta > 0$.*

Theorem 1.5 $((1 + \varepsilon)$ -approximate SSSP). *Given an embedded planar graph G with n vertices and m edges and a vertex $s \in V(G)$, there is an algorithm that computes the $(1 + \varepsilon)$ -approximate shortest path from s to all other vertices in $O(1)$ rounds in expectation and with high probability, and uses $\Theta(\mathcal{S})$ space per machine and $O(n/\mathcal{S})$ machines where $\mathcal{S} = n^\delta$ for any constant $\delta > 0$.*

As a corollary, we immediately obtain a constant-round MPC algorithm for $(2 + \varepsilon)$ -approximation for both radius and diameter in the fully scalable regime, as it is well-known that the longest shortest path distance from any given source vertex gives a 2-approximation of both radius and diameter.

Corollary 1.6 $((2 + \varepsilon)$ -approximate diameter and radius). *Given an embedded planar graph G with n vertices, there is an algorithm that computes the $(2 + \varepsilon)$ -approximate diameter and radius in $O(1)$ rounds in expectation and with high probability, and uses $\Theta(\mathcal{S})$ space per machine and $O(n/\mathcal{S})$ machines where $\mathcal{S} = n^\delta$ for any constant $\delta > 0$.*

Using the same ideas and $O(n^2)$ total space, we can solve the $(1 + \varepsilon)$ -approximate all-pairs shortest paths (APSP) problem. While this uses significantly more space than the size of the graph, $\Omega(n^2)$ total space is required to output the answer.

Theorem 1.7 ($(1 + \varepsilon)$ -approximate APSP). *Given an embedded planar graph G with n vertices, there is an algorithm that computes the $(1 + \varepsilon)$ -approximate shortest path for all pairs of vertices in $O(1)$ rounds in expectation and with high probability, and uses $\Theta(\mathcal{S})$ space per machine and $O(n^2/\mathcal{S})$ machines where $\mathcal{S} = n^\delta$ for any constant $\delta > 0$.*

As a corollary, this gives a method for finding the $(1 + \varepsilon)$ -approximate diameter and radius, albeit using quadratic instead of linear total memory.

Corollary 1.8 ($(1 + \varepsilon)$ -approximate diameter and radius). *Given an embedded planar graph G with n vertices, there is an algorithm that computes the $(1 + \varepsilon)$ -approximate diameter and radius in $O(1)$ rounds in expectation and with high probability, and uses $\Theta(\mathcal{S})$ space per machine and $O(n^2/\mathcal{S})$ machines where $\mathcal{S} = n^\delta$ for any constant $\delta > 0$.*

Planar duals. Our third contribution is to show that the *dual graph* of the given embedded planar graph can be constructed in $O(1)$ rounds in the fully scalable regime if we allow each dual vertex to be represented by a subtree and edges are drawn as straight lines with bends. The total space needed is $O(n)$. This dual graph construction, together with our shortest cycle algorithm, implies that a $(1 + \varepsilon)$ -approximation of *minimum cut* and *maximum flow* can also be computed in $O(1)$ rounds in the fully scalable regime. This result resolves [HT23, Open question 3], which asks for an MPC algorithm for the minimum cut problem in embedded planar graphs.

Theorem 1.9 ($(1 + \varepsilon)$ -approximate global min-cut). *Given an embedded planar graph G with n vertices we can compute the global min-cut of G in $O(1)$ rounds in expectation and with high probability, and uses $\Theta(\mathcal{S})$ space per machine and $O(n/\mathcal{S})$ machines where $\mathcal{S} = n^\delta$ for any constant $\delta > 0$.*

Theorem 1.10 ($(1 + \varepsilon)$ -approximate *st*-max-flow). *Given an embedded planar graph G with n vertices and two distinct terminals $s, t \in V(G)$, we can compute a $(1 + \varepsilon)$ -approximate maximum flow between s and t in $O(1)$ rounds in expectation and with high probability, and uses $\Theta(\mathcal{S})$ space per machine and $O(n/\mathcal{S})$ machines where $\mathcal{S} = n^\delta$ for any constant $\delta > 0$.*

The computations of distances, cuts, and flows are difficult problems in the MPC model in that all existing works on this topic require a local memory of at least linear size: $\mathcal{S} = \Omega(n)$ [BFKL21, HKN19, GN18, GN20]. Our work is the first one that solves these problems in the fully scalable regime.

This is not an exhaustive list of problems we can solve with our recursive framework, as it is very general. Using this framework, we can find algorithms for variations of problems we discuss (e.g., computing labels for connected components, recovering shortest paths/flows/cuts). and for problems beyond the ones presented (e.g., verifying that the embedding is planar, finding a bipartition of the graph).

1.2 Technical overview

Technical barriers. As discussed earlier, the reason that the approach of Holm and Tětek [HT23] is only applicable to machines with local memory $\mathcal{S} = n^{2/3+\Omega(1)}$ is that they need to make sure that the total number of boundary vertices is at most \mathcal{S} , as the size of the compressed graph is linear in this number and they need to process this graph in one machine. We begin by explaining the technical barriers that their algorithm runs into when $\mathcal{S} = n^\delta$. The first is that with less memory, the decomposition we can compute and distribute to all machines needs to be much smaller, around n^δ in size. This means that the number of boundary vertices is much larger, on the order of $n^{1-O(\delta)}$, so we cannot hope to store all the boundary vertices on one machine. This is not immediately an issue, as it may be possible to use recursion to repeatedly decompose the graph into smaller pieces until they are small enough to solve on one machine. We cannot fully solve the problem for any boundary vertex, so we need to return some sort of compressed representation of the graph with size proportional to the number of boundary vertices, put the graph together somehow, then use recursion to solve the smaller problem. However, the main difficulty of doing recursion in this way is that we require the input graph to be a planar graph with a straight-line drawing. Thus we need to overcome two main obstacles to doing so: We need our base case to return a planar straight-line drawing, and we need a mechanism to glue together planar straight-line drawings. We develop new sequential graph drawing algorithms to handle the base case, and new distributed graph drawing techniques to glue together smaller problems.

There are more technical issues that arise when applying the framework of Holm and Tětek [HT23]: Their framework partitions edges based on the location of one of the endpoints of the edge, even if the edge actually crosses many polygonal regions in the decomposition. Every region crossed by the edge needs to be aware of the existence of this edge when we recurse in order to guarantee that the drawing that is output has no crossings. If we directly use the partitioning construction of Holm and Tětek, the total sum of the sizes of the subproblems when we include these edges that cross multiple regions would increase by a factor of $O(\log n)$. We show how to avoid this extra factor with an improved divide-and-conquer scheme.

We also need to develop graph drawing algorithms to return planar straight-line embeddings of small pieces of graphs in polygonal regions found by our recursion. This itself is very challenging as these polygonal regions can have polygonal holes and degeneracies, and a straight-line embedding may not be possible. We can instead relax this constraint to a drawing with $O(1)$ bends per edge, and we allow ourselves to move vertices around. This is still not easy, as we will have vertices of the planar graph we are constrained to draw on the boundary of the polygonal region. For a polygonal region with $O(s)$ sides we may need $O(s)$ bends to draw each edge. This turns out to be far too large for our purposes. To overcome this issue, we will instead allow the algorithm to modify the polygonal region into one with $O(1)$ sides. However, this adds difficulties in the recursive step, where we now have to glue these modified polygons together. We overcome these difficulties by using what we call the *scaffold graph* which provides a way to glue our subproblems together.

Overview of the algorithm. For a graph G with n vertices and m edges, we use a $(1/m^\delta)$ -cutting algorithm to partition the plane into $O(m^\delta)$ polygonal regions where each polygon has $O(1)$ sides and each polygon intersects at most $O(n^{1-\delta})$ edges of the input graph. For each intersection between an edge of the input graph and an edge in the cutting, we add a virtual degree-2 vertex at the intersection point to subdivide the edge. Given the cutting Ξ , let G_Ξ be defined by the vertices and edges of the polygonal regions of Ξ . As $|E(G_\Xi)| = O(m^\delta)$, we can fit G_Ξ into the local memory

of a machine. An r -division of a graph G is a collection of $O(n/r)$ *pieces*, where each piece is a subgraph of G with at most r vertices and $O(\sqrt{r})$ boundary vertices. Using local computation, we find an $n^{2\delta/3}$ -division of G_Ξ . We call this a *cutting-division*, as this is a partition by a division of a cutting. Each piece of the cutting-division corresponds to a subgraph of the original graph G , after the subdivision discussed above, with $O(n^{1-\delta/3})$ vertices and $O(n^{1-2\delta/3})$ boundary vertices. As there are $n^{\delta/3}$ pieces, the total number of boundary vertices is $O(n^{1-\delta/3})$.

We recurse on each piece, and the recursive call returns a local solution for the piece and compresses the piece into a graph whose size is linear in the number of boundary vertices of the piece. We combine all the compressed graphs into a graph \tilde{G} . Due to the above bound on the number of boundary vertices, the size of \tilde{G} is $O(n^{1-\delta/3})$. We also recurse on this graph. For this recursion to be possible, we need a straight-line drawing of \tilde{G} . For the base case, drawing a graph in a h -holed polygon with boundary complexity c may require edges to be drawn with $O(c^h)$ bends per edge. Intuitively, this is due to the fact that the given graph topology may require some edges to be drawn with complicated homotopies that wind around all the holes. To make the drawing straight-line, each bend will be replaced with a degree-2 vertex. The complexity $O(c^h)$ is unacceptable if either c or h is non-constant. To ensure that h is constant, we will use a version of r -division [KMS13] which ensures that each region has $O(1)$ *topological holes*. To ensure that c is constant, we require that each of the h holes forms a triangle. We devise a new algorithm for drawing the graph so the inside holes lie on a specific predetermined boundary while each edge is drawn with at most $O(c^2)$ bends that involves building a *scaffold* graph that we can draw as a planar straight-line drawing, and fix it so boundary vertices lie on triangular boundaries of the polygonal region. This fixing is done by routing paths through an intermediate *portal* vertex that is an intermediary between the triangular boundary, and the points that lie on the boundary. Moreover, throughout the recursion, it is crucial that we draw our graphs in polygons with $O(1)$ boundary complexity. To do so, we will consider a similar scaffolding approach when we combine the drawings returned by the recursive calls into a single drawing. Our method of fixing the drawing with portal vertices extends to the case where we have multiple pieces we need joint together all at once, and can be implemented in parallel.

Extensions of the framework. To extend our framework to give $(1 + \varepsilon)$ -approximation for SSSP and shortest cycles, we use the ε -emulator of Chang, Kruathgamer, and Tan [CKT22]. Given a planar graph G with a set of terminals T , an ε -emulator is a planar graph G' that contains all terminals in such a way that the distances between terminals in G' are $(1 + \varepsilon)$ -approximation of their distances in G . It was shown in [CKT22] that such an ε -emulator of size $|V(G')| = \tilde{O}(|T|/\varepsilon^{O(1)})$ exists and can be computed efficiently. We show that we can compute ε -emulators in $O(1)$ rounds in the MPC model, even though we cannot store all the terminals on one machine. We do so by applying our recursive framework.

To solve the shortest cycle problem, we categorize the cycles into ones that are confined to a single piece and ones that cross multiple pieces. The first type of cycle can be handled solely by recursion to each piece. The second type of cycle can be handled by recursion to the graph resulting from combining what we call *inside sparsifiers*, a compressed graph whose size is nearly linear in the number of boundary vertices such that the distances between the boundary vertices in the compressed graph are good approximations of their distances within the piece. Observe that ε -emulators are exactly what we need for inside sparsifiers.

To solve SSSP, we will consider the following modified recursive framework where we recurse on

each piece *twice*. First we recurse to find inside sparsifiers for each piece by constructing ε -emulators in parallel. Now we will solve the problem for the vertices of each piece in parallel. For each piece, we will build an *outside sparsifier* on the vertices lying on the boundary of the piece from all the inside sparsifiers we already computed. We join the the outside sparsifier to the original unsparified graph within each piece, and recurse to compute the shortest path from s .

It is well-known that the global minimum cut problem in a plane graph can be reduced to the shortest cycle problem in its dual graph. A similar reduction exists for the st -max-flow problem, which is equivalent to finding the shortest cycle separating two faces s^* and t^* in the dual. While the dual graph construction is straightforward in the centralized setting, it is nontrivial in the MPC model as a face can have complicated structure and as many as $O(n)$ sides. The main difficulty in implementing this reduction in our setting is that in order to apply the tool sets that we have, it is required the input graph has to be given a straight-line drawing. To circumvent the difficulty of constructing a straight-line drawing of the original dual graph, we consider a relaxed version of the problem where we allow each vertex in the dual graph to be represented by a connected subgraph, and we show that in this case, an $O(1)$ -round construction algorithm in the MPC model is possible. This relaxed version is sufficient for the reduction discussed above. Our dual graph construction allows us to obtain an $O(1)$ -round algorithm for the global minimum cut problem when combined with our shortest cycle algorithm.

The st -max-flow problem is more challenging, as we need to maintain the faces of s^* and t^* in the dual. Instead of maintaining the entire face (which can be of arbitrary complexity), we will store a point in the faces corresponding to s^* and t^* . Then, we use a similar type of recursion as we did for SSSP. We will compute inside sparsifiers, and use that to compute certain outside sparsifiers. However, we will also avoid sparsifying the piece that contains s^* and t^* to avoid changing the topology of paths relative to s^* and t^* .

The focus of our work is on solving problems in the MPC model with round complexity, but we note that all of our algorithms are also extremely work-efficient. They perform nearly linear total work of $O(n \log n)$ for an input n -vertex embedded planar graph G (with an exception for $(1 + \varepsilon)$ -approximate APSP and related problems using total work $O(n^2)$).

1.3 Additional related work

The 1-vs-2-cycles conjecture plays a central role in the computational complexity theory for the MPC model. Nanongkai and Scquizzato [NS22] demonstrated a large class of problems that are all equivalent to the 1-vs-2-cycles conjecture and studied the relation of this conjecture and other hardness assumptions. For example, 1-vs-2-cycles, planarity testing, minimum cut, bipartiteness, and counting connected components are equivalent in the sense that if any one of these problems can be solved in $O(1)$ rounds with $\mathcal{S} = n^{1-\Omega(1)}$, then all of these problems can be solved in $O(1)$ rounds with $\mathcal{S} = n^{1-\Omega(1)}$.

Ghaffari, Kuhn, and Uitto [GKU19] showed that assuming the 1-vs-2-cycles conjecture, for any graph problem, any $\Omega(T)$ lower bound for the round complexity in the LOCAL model implies an $\Omega(\log T)$ lower bound for the round complexity of any algorithms in the MPC model with $\mathcal{S} = n^{1-\Omega(1)}$ that are *component-stable*, which means that the output in a connected component is independent of all other connected components. This transformation of LOCAL lower bounds into MPC lower bounds has been successful in showing the conditional optimality of many existing MPC algorithms [BLM⁺23, CFG⁺19, CDP21b, GGJ20]. The component-stability assumption needed in the transformation was shown to be *necessary* by Czumaj, Davies, and Parter [CDP21a].

To the best of our knowledge, [HT23] is the only prior work that focuses on planar graphs in the MPC model. For the related LOCAL and the CONGEST models of distributed computing, there has been a large body of research designing distributed algorithms in planar networks: depth-first search [GP17], planarity testing [GH16a, LMR21], separators [GP17], diameter [LP19], reachability [Par20], low-congestion shortcuts [GH16b], and dominating set [AJ20, BCGW21, LPW13].

1.4 Roadmap

Here we describe the organization of the rest of the paper. In Section 2 we give the preliminaries. In Section 3 we describe our construction of *cutting-divisions* in the MPC model that function as separators for embedded planar graphs. After that we present the necessary graph drawing operations we need in Section 4, first by presenting an algorithm to draw the graph in the base case in a polygonal region of low complexity, and then a method of gluing graphs drawn in polygons of low complexity together. Finally, in Section 5 we use our cutting-divisions and our graph drawing tools to build algorithms for embedded planar graphs. To conclude, we end with a number of open questions in Section 6.

2 Preliminaries

Massively parallel computing In the MPC model, the input m -edge n -vertex graph is initially partitioned into machines with a memory of $O(\mathcal{S})$ words of $O(\log n)$ bits. We will focus on the case where $\mathcal{S} = n^\delta$ for any constant $\delta \in (0, 1)$. The total number of machines is $\mathcal{M} = O\left(\frac{m}{\mathcal{S}}\right)$. We assume that these machines have unique identifiers in $[\mathcal{M}]$. These machines communicate with each other in synchronous rounds. For any routing task where each machine is the source and the destination of at most $O(\mathcal{S})$ messages of $O(\log n)$ bits, all the messages can be delivered to their destinations in one round of communication.

We can build a rooted tree T over the \mathcal{M} machines in such a way that each node of the tree has at most \mathcal{S} children and the height of the tree is $O(1/\delta) = O(1)$. Using this tree T , many tasks that require $\Omega(\log n)$ rounds to solve in CRCW PRAM can be solved in $O(1)$ rounds in the MPC model. For example, any machine can *broadcast* a message of $O(\mathcal{S})$ words to all other machines in $O(1)$ rounds by first sending the messages to the root of T and then broadcasting messages along the tree edges. To do so, we explain how a machine u can send \mathcal{S} words $w_1, w_2, \dots, w_{\mathcal{S}}$ to its \mathcal{S} children $v_1, v_2, \dots, v_{\mathcal{S}}$ in two rounds, as follows. In the first round, for each $i \in [\mathcal{S}]$, u sends w_i to v_i . In the second round, for each $i \in [\mathcal{S}]$ and each $j \in [\mathcal{S}]$, v_i sends w_i to v_j . By the end of the second round, all machines $v_1, v_2, \dots, v_{\mathcal{S}}$ have received all words $w_1, w_2, \dots, w_{\mathcal{S}}$.

Moreover, given that each machine holds $O(\mathcal{S})$ items, it is possible to *sort* all these items in $O(1)$ rounds using T [GSZ11] in such a way that the first machine holds the $O(\mathcal{S})$ smallest items, the second machine holds the $O(\mathcal{S})$ smallest items among the remaining items, and so on.

Planar graphs, subdivisions, and vertex splits In this paper, we will only consider undirected planar graphs G . We will let $V(G)$ denote the vertices of G and $E(G)$ denote the edges of G . Often we will consider weighted graphs, meaning that for every edge $e \in E(G)$, it has weight $w(e)$. If $e = (u, v)$, we will also write the weight as $w(u, v)$. We will often also refer to this as the *length* of an edge.

By Euler's formula, every planar graph with n vertices and m edges has $m = O(n)$. In this paper, we will typically assume that $m = \Theta(n)$. This is not the case if we have many singleton vertices. However, for all of the problems we will consider (connected components, minimum spanning forest, shortest paths) singleton vertices are trivial to handle, and are easy to detect.

A *subdivision* of an edge $e \in E(G)$ where $e = (u, u')$ for $u, u' \in V(E)$ is the deletion of e , followed by an insertion of a vertex v_e with the two edges $e_1 = (u, v_e)$ and $e_2 = (v_e, u')$. When we perform an edge subdivision, we will treat one of the edges, say e_1 , as a canonical edge. This means that $w(e_1) = w(e)$, and we will often set $w(e_2) = 0$. This way, the length of paths taking e_1 and e_2 is equal to the lengths of paths taking e . This also preserves the value of the minimum spanning forest if all weights are positive. Furthermore, an edge is in the minimum spanning forest of the original graph if and only if the canonical edge is in the minimum spanning forest of the subdivided graph.

We will also consider performing *vertex splits* of a vertex $v \in V(G)$. If v had edges $(v, u_1), (v, u_2), \dots, (v, u_k) \in E(G)$, we partition the u_i into two sets U_1 and U_2 . Then we delete v and all its edges, and replace with two vertices v_1 and v_2 , and add the edges $\{(v_1, u) \mid u \in U_1\}$ and $\{(v_2, u) \mid u \in U_2\}$ and (v_1, v_2) . We will treat one of the vertices, say v_1 as the canonical vertex. Furthermore, we set $w(v_1, v_2) = 0$ and $w(v_1, u_1) = w(v, u_1)$ for $u_1 \in U_1$ and $w(v_2, u_2) = w(v, u_2)$ for $u_2 \in U_2$. This way, the length of paths with v as an intermediate vertex is preserved, as well as the value of the minimum spanning forest.

Polygonal regions and polygonal embeddings A *polygonal region with holes* P or *polygonal region* for short, is a connected planar polygon with one exterior boundary and zero or more interior boundaries. We will call every connected region that is not the interior of P a *hole*. In particular, we call the connected region bounded by the external boundary of P the *exterior hole*, and the connected region bounded by one interior boundary an *internal hole*. We say P is an *h -holed polygonal region* if P has 1 exterior hole and $h - 1$ interior holes. The *boundary* of P denoted by $\partial(P)$ is the union of the boundary of each hole of P . The *boundary complexity* of P , denoted by $|\partial(P)|$, is the sum of the number of edges on the holes of P . If every hole of P has exactly 3 sides, we say P is a *triangular polygonal region*.

Note that the polygons we consider are allowed to be degenerate. In particular, a single boundary can touch itself, and boundaries between holes can touch, as long as the polygon remains connected. This requirement stems from our use of planar separators. See Figure 1 for an illustration.

Given a plane graph G drawn in a polygon P with h holes, and some vertices $\nabla(G) \subseteq V(G)$ that lie on the boundary of P that we refer to as *terminals*, we say the triple $(G, \nabla(G), P)$ is a *h -holed polygonal embedding* (or simply *polygonal embedding*). All graphs considered in this paper will be drawn with straight-line edges unless otherwise specified. We will sometimes deal with edges with bends. To handle these, we will add an additional vertex at every bend by subdividing the edge.

Planar separators Let G be an n -vertex planar graph. For any integer $r \leq n$, an *r -division with few holes* [Fre87, KMS13] (or simply, *r -divisions*) is a collection of *pieces* that are connected subgraphs of G such that:

- each edge of $E(G)$ is in at least one piece
- there are $O(n/r)$ pieces in the r -division
- each piece has at most r vertices and $O(\sqrt{r})$ *boundary vertices* (vertices that are also in some other piece)

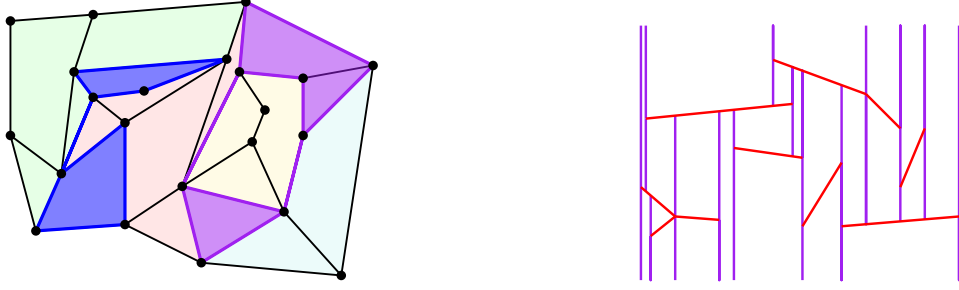


Figure 1: **(Left)** An r -division of a planar straight-line drawing inducing polygonal regions. Polygonal regions are allowed to be degenerate, like the blue region depicted but are guaranteed to be connected. The purple piece has one yellow topological hole, which is also a polygonal hole. **(Right)** A vertical decomposition of a set of non-crossing line segments.

- any edge that's in two pieces is on a *topological hole* (a face of a piece that is not a face of G) of each of them
- every piece has $O(1)$ topological holes.

This is the standard r -division of Klein, Mozes, and Sommer [KMS13]. They showed that it is possible to compute r -divisions in linear time for any r .

Theorem 2.1 (r -divisions, Klein–Mozes–Sommer [KMS13]). *Let G be a biconnected embedded planar graph, and $r = \Omega(1)$. There is a linear time algorithm that computes an r -division of G with few holes.*

Note that in the definition of r -divisions, topological holes are topological features of the pieces in relation to the original planar graph. We will illustrate their connection with the more geometric notion of holes for polygonal regions. Observe that if G is an embedded planar graph with each edge drawn as a straight line, the union of the faces of a piece R of a r -division that are faces of G (i.e., not topological holes) forms a polygonal region with holes that we denote by P_R , the holes of P_R correspond exactly to the topological holes of R , and $|\partial(P_R)| = O(\sqrt{r})$. Note that these holes may not necessarily be simple, and may in fact be degenerate which we allow in our definition of polygonal regions. See Figure 1 for an illustration of this.

Vertical decomposition and cuttings We say a pair of line segments *cross* if they intersect at a point that is not an endpoint of both line segments. Otherwise, we say that they are *non-crossing*. Let S be a set of line segments. The *vertical decomposition* of S (also known as the trapezoidal decomposition of S), denoted by $\text{VD}(S)$, is constructed by adding the maximal possible vertical line segment that passes through the endpoint of each line segment and the intersection of a pair of line segments but does not intersect any of the other line segments. Observe that the $\text{VD}(S)$ partitions the plane into (possibly unbounded and degenerate) *vertical trapezoids*. See Figure 1 for an illustration of this when S is a non-crossing set of line segments.

Definition 2.2 ($(1/r)$ -cuttings). *For a set S of n non-crossing line segments, a $(1/r)$ -cutting of S , denoted by $\Xi(S)$, is a partition of \mathbb{R}^2 into (possibly infinite) polygons $P_1, \dots, P_k \in \Xi(S)$ with a constant number of sides such that each P_i intersects at most n/r line segments of S . The size of an $(1/r)$ -cutting is k , the number of polygons.*

The next theorem about cuttings follows immediately from the ε -net theorem of Haussler and Welzl [HW87]. Holm and Tětek [HT23] showed that one can implement this in the MPC model.

Theorem 2.3 (Haussler–Welzl [HW87]). *Let S be a set of n non-vertical non-crossing line segments and $0 < \delta < 1$. Let $R \subseteq S$ be a random sample of size $m = O(r(\log r + \log \delta^{-1}))$. Then with probability at least $1 - \delta$, $\text{VD}(R)$ gives an $(1/r)$ -cutting of S .*

Optimal sized cuttings were first presented by de Berg and Schwarzkopf [dBS95]. They considered the case where the line segments may cross. The general idea is to take a vertical decomposition of a random sample of the desired cutting size, then refine the vertical trapezoids that have two many line segments crossing with a second round of sampling.

Theorem 2.4 (Cuttings for line segments, de Berg–Schwarzkopf [dBS95]). *Let H be a set of n line segments that intersect at α points. There is a randomized algorithm to construct a $(1/r)$ -cutting of S of size $O(r + \alpha r^2/n^2)$ in time $O(n \log r + \alpha r/n)$.*

For a set S of n non-crossing line segments, the number of intersection points is at most n , so theorem 2.4 gives a $O(n \log r)$ time algorithm to construct a $(1/r)$ -cutting of size $O(r)$. Note that by definition any $(1/r)$ -cutting must have size at least $\Omega(r)$, so these cuttings are optimal in size up to constant factors.

Graph drawing The problem of finding a straight-line embedding for planar graphs is well-studied. The first algorithm was presented by Tutte [Tut63] in 1963. Given a planar graph G with $n = |V(G)|$ vertices, we will focus on drawings that place vertices on an $O(n) \times O(n)$ grid as these will keep the bit complexity of our embeddings low. Schnyder [Sch89, Sch90] was the first to discover a construction of a straight-line drawing of any planar graph in such a grid.

Theorem 2.5 (Schnyder [Sch90]). *Any plane graph G with $n \geq 3$ vertices has a straight-line embedding in an $(n - 2) \times (n - 2)$ grid. Furthermore, we can compute the graph in $O(n)$ time.*

ε -emulators For a weighted undirected connected planar graph G with a special set of vertices T called *terminals*, we refer to (G, T) as an instance. We call an instance a *planar instance* if the graph G is planar. A planar instance is a *h -hole instance* for an integer $h > 0$ if the terminals lie on at most h faces in the embedding on G . We will also refer to these faces as *topological holes*. Given an instance (G, T) , an ε -emulator for (G, T) is a planar instance (G', T) such that for all $x, y \in T$:

$$\text{dist}_G(x, y) \leq \text{dist}_{G'}(x, y) \leq (1 + \varepsilon) \cdot \text{dist}_G(x, y).$$

Chang, Kruathgamer, and Tan [CKT22] prove that they can be computed in near-linear time $\tilde{O}(n)^1$ for constant $\varepsilon > 0$.

Theorem 2.6 (Theorem 1.1 and 5.8, Chang–Kruathgamer–Tan [CKT22]). *For every instance (G, T) and a parameter $0 < \varepsilon < 1$ with $n = |V(G)|$ and $k = |T|$, an ε -emulator (G', T) of size $|V(G')| = \tilde{O}(k/\varepsilon^{O(1)})$ can be computed in $\tilde{O}(n/\varepsilon^{O(1)})$ time. Furthermore, if (G, T) is an h -hole instance, (G', T) is also an h -hole instance, and G and G' have the same order of vertices around each topological hole.*

¹In this paper we will use $\tilde{O}(\cdot)$ to suppress polylogarithmic factors.

3 MPC algorithm for separators in embedded planar graphs

In this section, we will show how to construct a version of a separator for embedded planar graphs. These separators will be constructed from graph divisions on geometric cuttings that we call *cutting-divisions*. We will begin by presenting a sublinear time algorithm for constructing a cutting of line segments in Section 3.1. Then we show how this randomized sublinear time algorithm implies a method of computing cuttings from a random sample in Section 3.2. Afterwards, we will describe how we put these cuttings together with graph divisions to construct a cutting-division that functions as a separator in Section 3.3.

3.1 Sublinear time algorithm for constructing cuttings

It is in fact possible to compute $(1/r)$ -cuttings for a set S of n non-crossing line segments in sublinear time. The details are technical but standard so we defer the proof to Appendix A.

Theorem 3.1 (Sublinear time $(1/r)$ -cuttings of size $O(r)$). *Let S be a set of n non-crossing line segments and $0 < \delta < 1$. Let $R \subseteq S$ be a random sample of size $m = O(r(\log r + \log \delta^{-1}))$. Then there exists a randomized algorithm that takes as input the sample R , constructs a $(1/r)$ -cutting of S of size $O(r)$ in time $O(m \log r)$ and succeeds with probability at least $1 - \delta$. In particular, a $(1/r)$ -cutting of S of size $O(r)$ can be constructed from a sample of size $O(r \log n)$ in $O(r \log n \log r)$ time with high probability.*

Remark. This result on cuttings apply even if the line segments cross. The proof of Theorem 3.1 easily extends to any family of line segments (or even general curves) with a dependency on the number of crossings given by Theorem 2.4. These results also extend beyond line segments to reasonably “nice” families of objects with the number of crossings between every pair of objects bounded by a constant, as the cuttings of Theorem 2.4 can be adapted to such objects. These techniques easily extend to the differentiable curves with bounded total curvature considered by Holm and Téték [HT23]. We opt to abstain from presenting precise bounds, as the technical intricacies and particular proofs are contingent upon the specific types of objects under consideration.

3.2 Cutting-divisions

Let G be an embedded planar graph, and P be a polygonal region. We define the *geometrically induced subgraph* of G by P (or *P -induced subgraph*) to be the graph G_P obtained by restricting G to P . To be precise G_P consists of all edges of $E(G)$ that lie completely in P , and for every edge $e \in E(G)$ that crosses the boundary of P , we add a vertex at every location the edge crosses P , and add an edge between consecutive vertices along the edge that in the interior of P . Note that the original endpoints of the edge in G may not lie in P . Also, a single edge of G may be divided into multiple pieces even if G is a 1-holed polygon. Let Π be a partition of the plane into polygonal regions P_1, P_2, \dots, P_k . We define the *partition induced subdivision* of G by Π (or *Π -induced subdivision*) to be the graph G_Π obtained by taking the union of G_i the P_i -induced subdivisions of G for all $i = 1, \dots, k$. See Figure 2 for an illustration of these definitions. For a polygonal embedded graph $(G, \nabla(G), P)$, a partition Π of P will induce polygonal embedded graphs $(G_i, \nabla(G_i), P_i)$ where G_i is the P_i -induced subgraph of G . Note that a geometrically induced subgraph G_i may not be a subgraph of G (see Figure 2), but is a subgraph of G_Π .

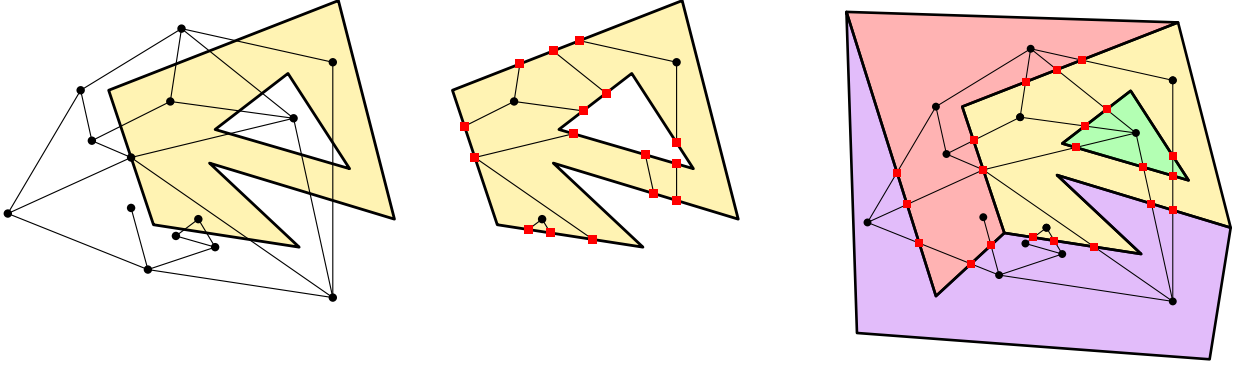


Figure 2: **(Left)** An embedded planar graph G and a polygonal region P . **(Middle)** G_P , the P -induced subgraph of G . The nodes marked by red squares form $\nabla(G_P)$. **(Right)** A Π -induced subdivision of G for a partition Π . The places where edges are subdivided are marked by red squares.

We will define $(s, 1/r)$ -cutting-divisions for $O(1)$ -holed polygonal embeddings $(G, \nabla(G), P)$ with n vertices and m edges. The name is derived from the fact that they are s -divisions of a graph constructed from $(1/r)$ -cuttings where $0 < s \leq r \leq m$. After, we will describe the construction from a random sample of size $O(r \log n)$ in detail in Lemma 3.3 and show how to do this in $O(1)$ rounds in the MPC model in Lemma 3.4.

In this paper we will typically have $s = S^{2/3}$ and $r = S$ for $S = n^\delta$ for some $\delta > 0$. These parameter are chosen so that we can construct cutting-divisions in memory on one machine. An $(s, 1/r)$ cutting-divisions Γ is a partition of the P into $O(1)$ -holed polygonal regions P_1, \dots, P_k . There are $k = O(r/s)$ polygonal regions, each of which have relatively small boundary. Each region balances the number of edges of G that lie in the region to be $O(m/k)$, and has a much smaller number of edges that cross the boundary. The polygons themselves have a fairly small number of total sides so that they can be distributed to all machines.

The following definition may look quite complicated, but is in fact a list of the combined properties of the division and the cutting.

Definition 3.2 ($(s, 1/r)$ -cuttings). *Let s and r be two parameters with $s \leq r$. An $(s, 1/r)$ -cutting-division Γ of a $O(1)$ -holed polygonal embedding $(G, \nabla(G), P)$ with n vertices and m edges is a partition of P into disjoint polygonal regions $P_1, P_2, \dots, P_k \in \Gamma$. This gives a Γ -induced subdivision G_Γ and the polygonal embedded graphs $(G_i, \nabla(G_i), P_i)$ for $i = 1, \dots, k$ with these properties:*

- the number of polygonal regions is $k = O(r/s)$
- each polygonal region $P_i \in \Gamma$ has $O(1)$ holes
- $|\partial(P_i)| \leq |\partial(P)| + O(\sqrt{s})$ for each region $P_i \in \Gamma$.
- $\sum_{i=1}^k |\partial(P_i)| = |\partial(P)| + O(r/\sqrt{s})$,
- $|E(G_i)| \leq ms/r$
- $\sum_{i=1}^k |\nabla(G_i)| = |\nabla(G)| + O(m/\sqrt{s})$.

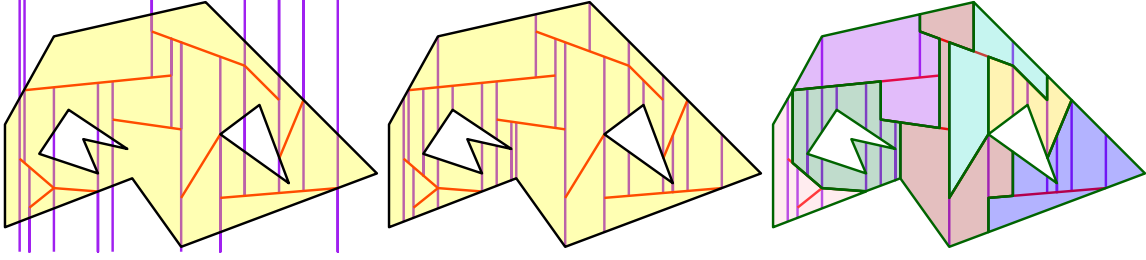


Figure 3: **(Left)** Construction of cutting-division by constructing a cutting. **(Middle)** Clipping the cutting to the polygon and taking a vertical decomposition. **(Right)** An illustration of a division with few holes.

- $|V(G_\Gamma)| = n + O(m\sqrt{s}/r)$, i.e., we subdivide at most $O(m\sqrt{s}/r)$ edges.

This is very similar to the definition of pseudodivisions used by Holm and Tětek [HT23]. We point out the differences in definition. The biggest difference is that we subdivide edges at every intersection of the edge with the partition Γ . This is necessary for us, as we will recurse in each polygonal region and produce drawings. If there are edges that are not considered in the recursive case, it is very difficult to guarantee that adding them back in avoids crossings. Furthermore, the subdivision does not increase the number of edges m in the graph by too much. With the sublinear time cutting algorithm of Theorem 3.1 producing optimal sized cuttings, the total number of edges resulting after subdividing edges remains $O(m)$. Another difference is that we do not take the dual, instead we directly apply divisions to the graph formed by the cutting and subdivide every edge for every boundary that it crosses. Note that doing so will not significantly increase the number of edges in the graph, as long as we do not have too many boundaries. The number of boundaries we will have will be relatively sparse, and the cutting guarantees that not too many edges are in each region, and thus not too many edges cross each boundary. One final difference is that we will not worry about the number of vertices. Indeed, if the graph has no singleton vertices, then $n = \Theta(m)$. If we do have singleton vertices, we can easily detect and handle them depending on the problem e.g. for counting connected components, we can remove singleton vertices and add them to the count we get.

We show that we can construct $(s, 1/r)$ -cutting-divisions of polygonal embeddings.

Lemma 3.3 ($(s, 1/r)$ -cutting-division construction). *Let $(G, \nabla(G), P)$ be a polygonal embedding of a planar graph with m edges and let s and r be parameters with $s \leq r$ and $|\partial(P)| \leq O(r)$. There exists an algorithm, that given P and a sample of $O(r \log m)$ edges from G , constructs Γ an $(s, 1/r)$ -cutting-division of $(G, \nabla(G), P)$.*

Proof. Begin by constructing a $(1/r)$ -cutting of the edges of G from the $O(r \log m)$ sample as well as the edges of $\partial(P)$ by using Theorem 3.1 and let Ξ_0 denote the cutting that results from the theorem. Clip regions that extend outside of P and take the vertical decomposition of the clipped regions. Let this resulting cutting be Ξ which has size $O(r)$ since Ξ_0 and $\partial(P)$ have size $O(r)$.

Consider the cutting Ξ as an embedded planar straight-line drawing of a graph G_Ξ with vertices at the endpoint of every line segment of Ξ , and edges between vertices connected by line segments. Note that $|E(G_\Xi)| = O(r)$ since Ξ had size $O(r)$. Using Theorem 2.1, we can construct Γ an s -division of G_Ξ .

We claim that Γ is an $(s, 1/r)$ -cutting-division as desired. First, we view Γ as a partition of P , and use the fact that it was constructed from a s -division of Ξ . There are $k = O(r/s)$ polygonal regions $P_1, \dots, P_k \in \Gamma$, each of which are constructed from pieces that have at most s internal vertices and $O(\sqrt{s})$ boundary vertices, and $O(1)$ holes. This implies that each piece has $O(s)$ trapezoids of the cutting Ξ and $O(\sqrt{s})$ boundary edges by a simple application of Euler's formula to each piece. Note that this does not count the boundaries of P which may be a part of any of the P_i regions. This gives us the bound of $|\partial(P_i)| \leq |\partial(P)| + O(\sqrt{s})$, and $\sum_{i=1}^k |\partial(P_i)| = |\partial(P)| + O(r/\sqrt{s})$.

Now we use the fact that the underlying graph Ξ is a $(1/r)$ -cutting of P . Since each piece corresponding to P_i has at most $O(s)$ trapezoids in the interior and $O(\sqrt{s})$ boundary edges, and each trapezoid or edge of the cutting intersects at most $O(m/r)$ edges of G , this means that P_i contains or intersects at most $O(ms/r)$ edges of G .

Now let us bound $\nabla(G_i)$ the number of vertices of G_i , the P_i -induced subgraph of G that lies on the boundary of P_i . The boundary of P_i consists of at most $O(r/\sqrt{s})$ edges of G_Ξ , each of which has at most n/r edges of G crossing, or was part of $\partial(P)$ which overall had $\nabla(G)$ vertices. This implies that the number of total boundary vertices, summed across all G_i is $\sum_{i=1}^k |\nabla(G_i)| = |\nabla(G)| + O(m/\sqrt{s})$. Furthermore, we subdivide edges crossing the edges of G_Ξ used by Γ , so we subdivide $O(m/\sqrt{s})$ edges and increase the number of vertices and edges by that much. Note that when we have edges G on the boundary of Γ , we can arbitrarily assign it to the region that lies below, (though the endpoints will still be boundary vertices in all adjacent regions). \square

Remark. We remark that it is possible to strengthen the definition of $(s, 1/r)$ -cutting-divisions. This can be done by modifying the s -division theorem of Klein–Moses–Sommer [KMS13] that alternate between finding cycle separators that decrease the size of the boundary, decrease the number of holes, and decrease the number of vertices in each piece of the division. For instance, we could guarantee that $|\partial(P_i)| \leq O(\sqrt{s})$, provided that $|\partial(P)| \leq O(r/\sqrt{s})$ by also alternating between finding cycle separators that decreases the boundary of $\partial(P)$. We can also guarantee that $|\nabla(G_i)| \leq O(m/\sqrt{s})$, provided that $\nabla(G) \leq O(m/\sqrt{s})$ by also alternating between finding cycle separators that decreases the size of $\nabla(G)$. This is not needed for our algorithms, but may be of independent interest and may be useful in other applications.

3.3 MPC algorithm for computing cutting-divisions

The following theorem is a consequence of plugging in our modified r -cutting construction in the algorithm of Holm and Tětek [HT23] with some differences. For completeness, we describe the entire algorithm.

Lemma 3.4 (MPC algorithm for constructing cutting-divisions). *Let $(G, \nabla(G), P)$ be a polygonal embedding with n vertices, m edges. Let our parameters r and s satisfy the inequalities $O(r \log m) \leq \mathcal{S}$, $s \leq r$, and $|\partial(P)| \leq O(r)$. Then there exists an algorithm that computes an $(s, 1/r)$ -cutting-division Γ of $(G, \nabla(G), P)$ such that the layout of edges in memory satisfies that:*

- (1) *each edge that crosses a boundary is subdivided into contiguous pieces*
- (2) *each machine stores edges from one polygonal region, and the polygonal region itself*
- (3) *each region is stored in consecutive machines*
- (4) *the first machine stores the range of machines that each region is stored in*

The algorithm uses $O(\mathcal{S})$ space per machine, $O(n/\mathcal{S})$ machines, and performs $O(1)$ rounds in expectation and with high probability.

Proof. Each machine samples its stored edges with probability $O(r \log m/m)$ and sends them to machine 1. Machine 1 can compute a $(s, 1/r)$ -cutting-division of Γ by Lemma 3.4, and can broadcast the Γ to all machines.

Each machine needs to subdivide the edges that cross boundaries of Γ . However, since each machine stores $O(\mathcal{S})$ edges, and each edge may cross $O(r)$ boundaries, we cannot do the subdivision on one machine as that may result in as many as $O(r\mathcal{S})$ total edges. Instead, each machine will first count for each edge $e \in E$ how many regions that edge intersects ℓ_e with an algorithm we will describe in the following paragraph. Then, it will request for $t = O(\sum \ell_e/\mathcal{S})$ machines and perform a weighted partition of the edges among the t machines so each machine can hold $O(\mathcal{S})$ edges after the subdivision. This can be done in $O(1)$ rounds.

To detect how many times a collection of $O(\mathcal{S})$ line segment intersects the $O(r)$ boundaries of Γ is exactly counting bichromatic intersections between red and blue line segments where there are no red/red or blue/blue intersections (except at endpoints). This can be done in $O(\mathcal{S} \log \mathcal{S})$ time and $O(\mathcal{S})$ storage for $O(\mathcal{S})$ red and $O(\mathcal{S})$ blue line segments using the algorithm of Theorem 3.1² of Chazelle–Edelsbrunner–Guibas–Sharir [CEGS94].

Each machine can build the point location data structure of Kirkpatrick [Kir83] that can determine which region each edge lies in $O(\log r)$ time, and uses $O(r)$ total storage. Using this data structure, the machines can now sort the edges so that consecutive machines store edges for one region. This sort can be done in $O(1)$ rounds. \square

4 Graph drawing

In this section we prove various graph drawing lemmas that we need to compute explicit graphs in order to use recursion in our MPC algorithms. Throughout this section, we will assume that the input polygonal regions are non-degenerate. However, we cannot give this guarantee as the polygons resulting from our cutting-divisions may be degenerate. With more care, we can reduce the degenerate case to the non-degenerate case, which we will discuss in Section 4.6.

We list our main two objectives of this section, and illustrate them in Figure 4. The first objective is for the base case of the recursion of our MPC algorithms. The second objective is for handling the recursive case.

1. **(Redraw).** Draw a polygonal embedded graph $(G, \nabla(G), P)$ in a triangular polygonal region Q with the same number of holes as P . (Lemma 4.4)
2. **(Gluing).** Given a partition Π of a polygonal embedded graph $(G, \nabla(G), P)$ and the induced partition into $(G_i, \nabla(G_i), P_i)$ for $i = 1, \dots, k$, as well as a collection of graphs $\mathcal{G} = \{(G'_i, \nabla(G_i), Q_i) \mid i = 1, \dots, k\}$ with the same boundary vertices but possibly different graphs drawn in different polygonal regions, *glue* the boundary vertices of each graph of \mathcal{G} that correspond to copies of the same vertex in G_Π , i.e., connect them with edges. (Lemma 4.5)

To accomplish the first objective, we show that if P and Q are triangular polygonal regions (a polygonal region where each boundary is a triangle) with $O(1)$ holes, then we can find a piecewise

²Technically the theorem states that it is possible to count the *total* number of intersections but can be easily adapted to count the number of intersections for each line segment.

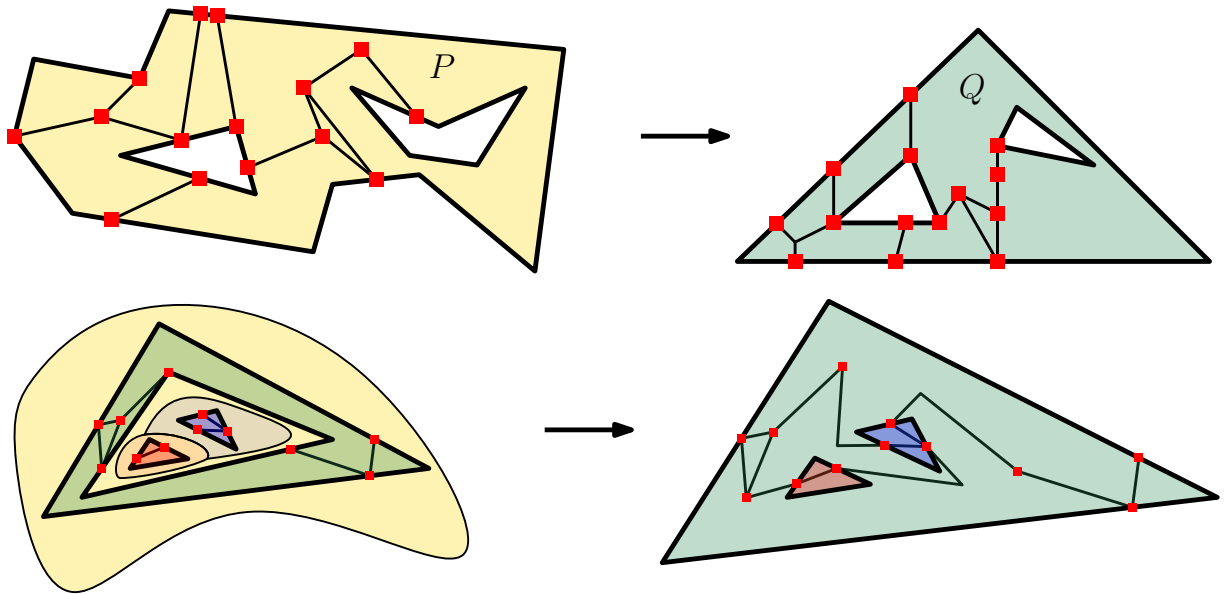


Figure 4: **(Top)** Objective 1: Drawing of a graph $(G, \nabla(G), P)$ into a polygonal region Q . **(Bottom)** Objective 2: Given a collection of graphs, one for each polygonal region, we need to glue the boundary vertices corresponding the same vertex of G_Π together with an edge (possibly with bends).

linear transform that allows us to obtain $(G, \nabla(G), Q)$ from $(G, \nabla(G), P)$ while adding a constant number of edges to each straight-line edge. This algorithm is easily made parallel as the same transform is applied to each edge independently. For this result to be useful, we prove the Redrawing Lemma in Section 4.4 shows that if P is not a triangular polygonal region, we can redraw a graph $(G, \nabla(G), P)$ as $(G, \nabla(G), Q)$ where Q is a triangular polygonal region. This algorithm is purely sequential and used in the base case of our MPC algorithms. For the second objective, we need some mechanism of *gluing* together pieces of graphs we obtain from applying recursion with $(s, 1/r)$ -cutting-divisions. To accomplish this, we prove the Gluing Lemma in Lemma 4.5 that says we can do so while adding $O(1)$ bends and subdividing $O(1)$ edges. Furthermore, we can do this in the MPC model in $O(1)$ rounds.

Challenges. We illustrate the challenges faced in trying to solve the first objective. There are known graph drawing algorithms like Tutte embeddings [Tut63] that allow us to pick any convex placement of the vertices of the outer face and draw the rest of the edges of the planar graph with non-crossing straight lines. However, such graph drawing methods do not allow for any control for us to draw the interior holes. In particular, there is no way to guarantee that the interior holes are on the edges of a triangle, especially if there are many vertices on that interior hole. To do this we need to allow for some number of bends in the edges. We also need to output exact coordinates with bounded bit complexity that we will use later.

The second objective also comes with its own challenges. We need to ensure that we compute the entire gluing all at once, since we need to implement this algorithm in the MPC model with $O(1)$ rounds. However, the partition can have polygonal regions arbitrarily nested, boundary vertices of

high degree, or polygonal regions adjacent to many other polygonal regions. Simultaneously, we are limited in the operation we are allowed to do since we cannot store the entire graph on one machine, and also need to be careful with the bit complexity of the coordinates since the amount of total memory we have is bounded.

Our techniques. At a high level, we will handle both of these objectives with the same method:

$$\text{Original polygonal embedding} \rightarrow \text{Scaffold graph} \rightarrow \text{New polygonal embedding}$$

The *scaffold graph* is an abstract planar graph that will facilitate our transition from the old polygonal embedding to a new one.

We will describe this in more detail for the first objective. For simplicity, we will slightly relax the goal of computing the drawing $(G, \nabla(G), Q)$, and instead compute $(G', \nabla(G), Q)$ for a graph G' that contains G as a minor³ (i.e., there exists a set of edges of G' that can be contracted to get G). We describe how we construct a *scaffold graph* from this graph. The idea is, we will insert three points arranged in a triangle T on the inside of every hole H of P . This will eventually form the sides of the triangular boundary of a triangular polygonal embedding Q . However, we need to ensure that we have some mechanism of connecting points on the actual hole H to points along T . To do so, we add what we call *portal* vertices between H and T and connect them to the vertices of H and T with edges. Then we prove the Boundary Routing Lemma in Lemma 4.3 to show that we can draw non-crossing paths with at most 3 bends from anywhere on H to the corresponding location on T . Thus this scaffold graph provides the necessary portal vertices to allow us to draw G' and is described in Section 4.3.

Surprisingly, these two lemmas are the only ingredients necessary to accomplish the second objective and allow us to prove the Gluing Lemma of Lemma 4.5. In this case, we need to compute a scaffold graph for a cutting-division that we define in Section 4.5. The main idea is for every polygonal region in the cutting division, we replace each of its boundaries with a triangle on the *inside* of the region (along with the portal vertices). Using this scaffolding, if we had redrawings of each polygonal region into a triangular region, we can essentially *glue* the graphs of each redrawing together. We explain this in detail in Section 4.5.

4.1 Compatible triangulations and graph morphing

Given a polygonal region P with holes and a homeomorphic polygonal region Q (a region with the same number of holes, and each boundary having the same number of sides), we say that the triangulations \mathcal{T}_P and \mathcal{T}_Q of P and Q respectively are *compatible triangulation* if there is a bijection f from the vertices of \mathcal{T}_P to the vertices of \mathcal{T}_Q such that (p, p', p'') is a triangle of \mathcal{T}_P if and only if $(f(p), f(p'), f(p''))$ is a triangle of \mathcal{T}_Q . Babikov, Souvaine, and Wenger [BSW97] showed the following result.

Theorem 4.1 (Babikov–Souvaine–Wenger [BSW97]). *Let P and Q be two homeomorphic labelled polygonal regions with holes with vertex sets $\{p_1, \dots, p_n\}$ and $\{q_1, \dots, q_n\}$ such that there is a homeomorphism from P to Q mapping p_i to q_i . Compatible triangulations and piecewise-linear homeomorphisms of P and Q matching p_i and q_i can be constructed in $O(n^2)$ using $O(n^2)$ triangles.*

³This is not actually necessary, with more care it is possible to transform a drawing of G' into G by adding constantly many more bends per edge. However our MPC algorithms already involve subdividing edges and performing vertex splits, so this doesn't make a difference to us.

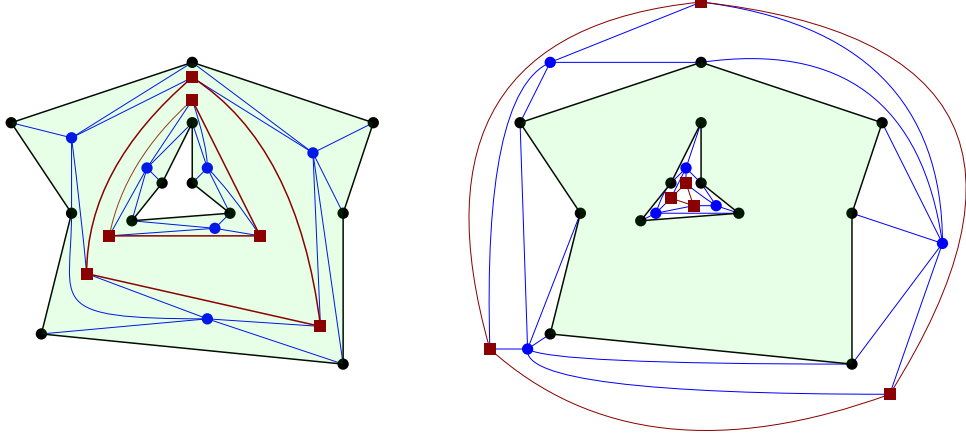


Figure 5: **(Left)** Inside scaffolding $S^{in}(P)$. **(Right)** Outside scaffolding $S^{out}(P)$.

This allows us to prove the following theorem.

Lemma 4.2 (Triangular morphing lemma). *Given an embedded planar graph $(G, \nabla(G), Q')$ where Q' is a triangular polygonal region, and another triangular polygonal region Q with the same number of holes, we can compute the embedded planar graph $(G, \nabla(G), Q)$ by applying a piecewise linear homeomorphism ϕ from Q to Q' to each edge. If Q' had $O(h)$ holes, ϕ decomposes into $O(h^2)$ linear pieces and each edge of G becomes an edge with at most $O(h^2)$ bends.*

Proof. By Theorem 4.1, we can compute a compatible triangulation between Q' and Q and a linear homeomorphism ϕ of size $O(h^2)$. When we apply this linear homeomorphism to G' , each straight line edge $e \in E'$ drawn on S' , results in $\phi(e)$ drawn on S as a straight line edges with at most $O(h^2)$ bends. \square

4.2 Scaffold graphs for a polygonal region

Let P be a h -holed polygonal region. We will want to map the boundary of P to an h -holed polygonal region Q which has a much simpler boundary. In particular, the boundary of each hole of Q will be a triangle. To do so, we will define a graph $G_S^{in}(P)$ (or $G_S^{out}(P)$) as the *inside (outside) scaffold graph* of P , a graph where we place triangles inside (outside) of P for each boundary hole of P . In addition, we will define a mapping between the boundaries so we can apply Lemma 4.3 to route points between the boundaries. We will see uses for outside scaffold graphs in redrawing a graph in Section 4.4 and inside scaffold graphs for constructing scaffold graphs of cutting-divisions in Section 4.5.

In the subsequent section, we will define the construction of $S^{out}(P)$. The construction of $S^{in}(P)$ is similar, except we put points and edges on the interior of the polygon instead of the exterior. See Figure 5 for an example of this. For hole $i = 1, 2, \dots, h$ of P we will define edges and vertices of a graph:

- Let $V_P^{(i)}$ be a collection of vertices defined by i th hole, and $E_P^{(i)}$ the edges connecting boundary of $V_P^{(i)}$.

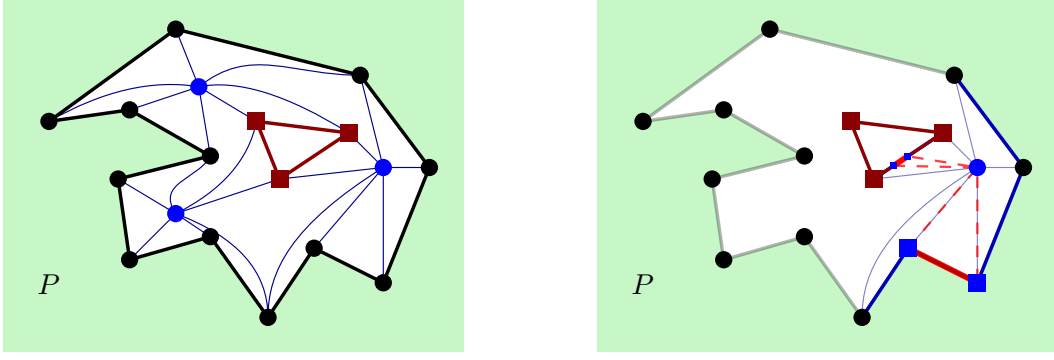


Figure 6: **(Left)** Outside scaffold graph for one hole. **(Right)** The darker blue boundary of the outer polygon maps to the edge of the inner triangle. The red edge of the outer polygon maps to one part of the boundary of the triangle.

- place three vertices $V_H^{(i)}$ on the exterior of the i th hole (the exterior of the outer hole is the outside), and join in a triangle by three edges E_H^i . This 3-cycle of vertices $(V_H^{(i)}, E_H^i)$ we will call a *hole triangle*.
- between the boundary of P and the triangle formed by $(V_H^{(i)}, E_H^i)$ we will place another three vertices in a triangle $(V_O^{(i)}, E_O^i)$ inside the hole (or on the outside of P for the outer hole). $V_O^{(i)}$ will be *portal vertices*.
- Partition the boundary edges $E_P^{(i)}$ into three non-empty contiguous parts (arbitrarily), and map each contiguous part to one side of the i th hole triangle. We add a set of scaffolding edges $E_S^{(i)}$ between all boundary vertices of one part of the partition, one of the portal vertices of hole i , and the two endpoints of the hole triangle that we mapped to such that everything remains planar. See Figure 6 for an illustration of this for one hole.

Letting $V(S^{out}(P)) = \bigcup_{i=1}^h (V_P^{(i)} \cup V_H^{(i)} \cup V_O^{(i)})$ and $E(S^{out}(P)) = \bigcup_{i=1}^h (E_P^{(i)} \cup E_H^i \cup E_O^i \cup E_S^{(i)})$, we see that $S^{out}(P)$ is planar, and there is a mapping from every original boundary edge to some hole triangle edge of $Q = \bigcup_{i=1}^h E_H^i$. If there are k boundary edges mapping to the same hole triangle edge, as the boundary edges must be contiguous, we can subdivide the hole triangle edge into k equal parts and map each boundary edge into one of the subdivisions. See Figure 6 for an illustration of this.

4.3 Boundary routing of nested polygons

Next, we will prove a lemma that provides a method for routing polygonal paths between two given polygons, where the path is guaranteed to avoid intersections with other paths and consists of straight-line segments with few bends.

Consider a polygon region with one hole, where the outer boundary is a polygon P and the inside boundary is a polygon Q . Furthermore, consider if we identified every point on the boundary of P with a different point on the boundary of Q in a circular fashion. Formally that means we have a continuous homeomorphism $f : \partial(P) \rightarrow \partial(Q)$. Suppose for a partition of $\partial(P)$ into s intervals at the points p_1, \dots, p_s , and we had a set of s vertices L of s points x_1, \dots, x_s lying strictly in the interior

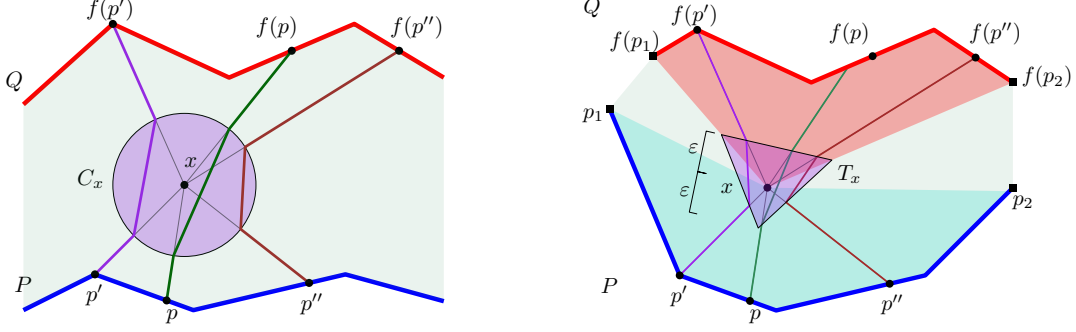


Figure 7: **(Left)** Routing a point p , p' , and p'' through the portal x via circle C_x . **(Right)** Routing a point p , p' , and p'' through the portal x via triangle T_x .

of $P \setminus Q$ such that the x_i can see all points of $\partial(P)$ between p_i and p_{i+1} as well as all points of $\partial(Q)$ between $f(p_i)$ and $f(p_{i+1})$ (where we take $p_{s+1} = p_1$). We call L a set of *partition respecting portal vertices*. Note that when we say that x_i sees p_i , we mean that the straight line between x_i and p_i does not cross the boundary of P or Q . We can show the following lemma:

Lemma 4.3 (Boundary routing lemma). *Given two nested polygons P and Q and a homeomorphism $f : \partial(P) \rightarrow \partial(Q)$ identifying each point on $\partial(P)$ to $\partial(Q)$, and the boundary of P partitioned at p_1, \dots, p_s and a set of partition respecting portal vertices L , Then for every point $p \in \partial(P)$, we can find a path from p to $f(p)$ that can be drawn with straight lines with at most 3 bends. Furthermore, for any two paths corresponding to different points on $\partial(P)$, the paths do not cross.*

Proof. We will describe how we draw paths from points on the boundary of P between p_1 and p_2 . This section of the boundary has a corresponding portal $x = x_1 \in L$. Let p and p' and p'' be any three different points on the boundary of P between p_1 and p_2 such that p lies between p' and p'' . Note that we would like to choose the path that is the straight line from p to x followed by the straight line from x to $f(p)$ which would have at most one bend, and similarly for p' . However, if we did that, the paths for p , p' and p'' would intersect at x .

Instead let us consider a circle C_x of radius ε around x for some sufficiently small radius $\varepsilon > 0$ that does not contain any point of the boundary of P or Q . Note that we can always find an ε as x_1 lies in the interior of $P \setminus Q$. Let $C_x(y)$ denote the point of intersection between C_x and the line from x to y . We will instead let the path connecting p to $f(p)$ to be the straight line from p to $C_x(p)$ to $C_x(f(p))$ to $f(p)$ as in Figure 7. Note that by the homeomorphism f , the paths defined by p' and p'' will not intersect the one for p . \square

Remark. Note that computing the intersection of a line with a circle involves computing a square root. It is possible to avoid this by replacing the circle C_x with a carefully chosen triangle T_x so that no point p and $f(p)$ lie on the same side of the triangle. Consider if we are trying to map the section along the boundary p_1 to p_2 to the section $f(p_1)$ to $f(p_2)$. Note that the lines formed by straight lines from the boundary sections of at least one of them must define an angle of at most 180° , without loss of generality let that be the boundary section from $f(p_1)$ to $f(p_2)$. Let T_x denote the triangle formed by a line parallel to the line between $f(p_1)$ and $f(p_2)$ of distance $\varepsilon \approx 1/N^{O(1)}$ away from x (where N is the total number of points of P and Q) and a third point distance ε in the other direction as depicted in Figure 7. If all input points were rational coordinates representable with

$O(\log N)$ bit numerators and denominators, it is clear that this polygon has rational coordinates that are representable in $O(\log N)$ bits, and all intersections with the boundary of this triangle also have rational coordinates representable in $O(\log N)$ bits.

4.4 Redrawing a polygonal embedding as a triangular polygonal embedding

As an application of our scaffold graph, we will show in the following theorem that we can redraw any $(G, \nabla(G), P)$ to a polygonal domain Q where the boundary of each hole of Q is a triangle.

Lemma 4.4 (Redrawing lemma). *Given a h -holed embedding $(G, \nabla(G), P)$ it is possible to find a polygonal embedding $(H, \nabla(G), Q)$ where G is a minor of H , Q is a triangular polygon, all vertices of $\nabla(G)$ are on the boundaries of Q , and all edges are drawn in an $O(n) \times O(n)$ grid as a straight line lying in Q with $O(h^2)$ bends.*

We can do this even if we are only given a combinatorial description of $(G, \nabla(G), P)$ instead of an explicit embedding.

Proof. We may assume P is a polygon with vertices at every vertex of $\nabla(G)$ (if not, we may subdivide edges on the boundary of P). We begin by constructing the outside scaffold graph $S^{out}(P)$. Let $G' = S^{out}(P) \cup G$ be the union of the scaffolding graph of the polygon and our planar graph. Note that this graph is planar. Use a known algorithm to draw G' with the special 3 outer vertices of $S^{out}(P)$ in vertices in an $O(n) \times O(n)$ grid. This can be done using Theorem 2.5.

Now, this drawing induces a polygonal region Q with holes defined by the triangles for each hole. We can view G' as a graph drawn on Q . Note that the vertices of T currently do not lie on the correct locations on the boundary of S' , for the hole h_i they instead lie on the polygon $P^{(i)}$ defined by $E_B^{(i)}$ instead of the triangle Q_i . Consider a vertex $x \in \nabla(G)$, that needs to be at location x' on some boundary triangle. By the Boundary Routing Lemma of Lemma 4.3, we can draw a polyline e_x between x and x' with at most $O(1)$ bends such that none of the polylines for any vertex cross by routing through the corresponding portal vertex. Let this resulting graph be H . Note that G can be formed from H by contracting these edges.

Note that we only used $(G, \nabla(G), P)$ to construct the scaffolding graph. It suffices if we're given a combinatorial description of a planar embedding $(G, \nabla(G), P)$. \square

4.5 Gluing planar graphs together

Consider if we're given a polygonal embedding $(G, \nabla(G), P)$ where G has n edges and P has $O(1)$ holes and an $(s, 1/r)$ -cutting-division Γ of $(G, \nabla(G), P)$. Let $(G_i, \nabla(G_i), P_i)$ be the induced graphs in each region $P_i \in \Gamma$.

Suppose we wanted to change each G_i to some graph H_i and reduce the complexity of each polygonal region from P_i to Q_i , a polygonal region with the same number of holes and each hole with 3 sides. Afterward, we would want to join these graphs $(H_i, \nabla(G), Q_i)$ into a single graph embedded graph $(H, \nabla(G), Q)$ where Q is a polygonal region that has the same number of holes as P with each side a triangle and for every vertex of $\bigcup_{i=1}^k \nabla(G_i)$ that correspond to the same point in multiple boundaries are joined by an edge with $O(1)$ bends. We will call H the *glued graph*, and $(H, \nabla(G), Q)$ the *glued embedding* of $(H_i, \nabla(G_i), Q_i)$. Formally we state the lemma we aim to prove.

Lemma 4.5 (Gluing Lemma). *Suppose we have an $O(1)$ -holed embedded planar graph $(G, \nabla(G), P)$ and an $(s, 1/r)$ -cutting-division Γ that induces polygonal embeddings $(G_i, \nabla(G_i), P_i)$. Suppose*

for every i we are given another polygonal embedded graph with the same boundary vertices $(H_i, \nabla(G_i), Q_i)$ where Q_i is a triangular polygon with the same number of holes as P_i . Then we can glue together the $(H_i, \nabla(G_i), Q_i)$ to form a polygonal embedding with $(H, \nabla(G), Q)$ where $|E(H)| = O(|\nabla(G)| + \sum_{i=1}^k |H_i|)$ and Q is a triangular polygon with the same number of holes as P .

Furthermore, we can do this in the MPC model of computation with $O(|E(G)|/\mathcal{S})$ machines where each machine uses $O(\mathcal{S})$ storage as long as $|\Gamma| \leq \mathcal{S}^{1-\Omega(1)}$.

We describe why this is not an easy task to do in the MPC model. Our cutting-division Γ has size roughly n^δ for some constant $\delta > 0$, and can have arbitrarily complicated topology, but we need to do the gluing in $O(1)$ rounds. For example, we may have polygonal regions nested (i.e., completely contained) in another polygonal region, but also adjacent to another nested polygonal region. The polygonal embeddings we need to glue together have triangular boundaries, it is not obvious how to connect the boundaries up together. For nested polygonal embeddings, they may be arbitrarily deeply nested, so we cannot use recursion to draw each nested region, since that would take $O(n^\delta)$ rounds, instead, we need a method of drawing the entire graph in one go. Another issue is that we need to compute precise coordinates for every point we are gluing together, so we have to be careful to not increase the bit complexity of our drawings by too much. One last issue that we will need to be concerned about is that we can also have many polygonal regions that all share one single vertex. We do not want to add too many extra edges or bends, and we can only add a number proportional to the number of points on the boundary.

Thus, it is necessary to do the entire gluing in one single step so that we only take $O(1)$ rounds of communication. To do so we will use a *scaffold graph for cutting-divisions* that we will define below. At a high level, the scaffold graph provides us a place for us to put each of the triangular embeddings Q_i (hence it serves as a scaffold) and gives a way for us to connect the boundaries of the Q_i to the boundary of Γ in the scaffold graph. This resolves the issue of a boundary vertex that is on many polygonal regions, as there will be one copy of the vertex on the scaffold graph that each polygonal region will route to independently.

Scaffold graph for cutting-divisions Let Γ be an $(s, 1/r)$ -cutting-division of an $O(1)$ -hole embedded planar graph $(G, \nabla(G), P)$. Recall that Γ partitions P into $k = O(r/s)$ disjoint regions defined by polygonal regions P_1, \dots, P_k . We define the *scaffold graph* of Γ to be a graph $S(\Gamma)$ with inside scaffolding for each polygonal region P_i and outside scaffolding for each hole of P . Formally, we let $S(\Gamma)$ be the graph with vertices at P_i and edges defined as the edges of each P_i , together with the inside scaffold $S^{in}(P_i)$ for each $i = 1, \dots, k$ as well as $S^{out}(P)$.

Proof of Lemma 4.5. Construct the scaffold graph for a cutting-division $S(\Gamma)$. We can compute a straight line drawing of the scaffold graph $S(\Gamma)$ by Theorem 2.5 in an $N \times N$ grid where $N = O(|\Gamma| + |\nabla(P)|)$. For each $(H_i, \nabla(G_i), Q_i)$, we can embed in the corresponding polygonal region $Q'_i \in S(\Gamma)$ by the Triangular Morphing Lemma of Lemma 4.2. Then we can apply the Boundary Routing Lemma (Lemma 4.3) to connect vertices to the original boundary edges of P_1, \dots, P_k . Furthermore, observe that each application of the Boundary Routing Lemma only increases the number of bends per edge by $O(1)$. The Triangular Morphing Lemma increases the number of bends by $O(1)$ as each region has $O(1)$ holes.

To show that we can do this in the MPC model of computation, it suffices to show that we can apply the Boundary Routing Lemma and the Triangular Morphing Lemma in the MPC model.

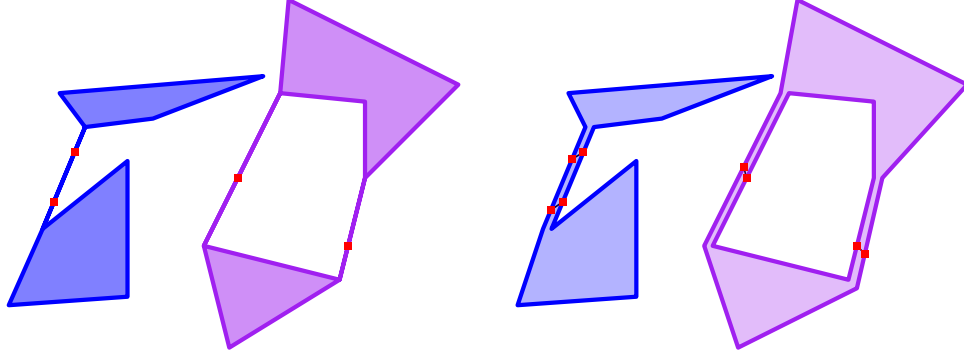


Figure 8: For degenerate polygons with boundary vertices we can imagine the degenerate regions being slightly separated and duplicate boundary vertices on each side being connected by an edge.

First, observe that as $|\Gamma| \leq \mathcal{S}^{1-\Omega(1)}$, the cutting-division can be distributed to all machines. The Triangular Morphing Lemma is simple to implement in the MPC model since Q_i and Q'_i are triangular polygonal regions with $O(1)$ holes and thus the linear homeomorphism between the two have $O(1)$ complexity and thus can be computed locally whenever necessary and applied to each edge. On the other hand, the Boundary Routing Lemma may need to be applied to many edges. However, the routing is deterministic and can be computed for each machine independently. In particular, we can deterministically and in parallel compute the locations of vertices on the boundary of Γ . Thus each machine can compute how to route the edges that are stored on it, and the Boundary Routing Lemma will guarantee that no two edges cross. \square

4.6 Handling degenerate polygonal regions

To handle degenerate input polygons, we will describe a way to remove the degeneracy at a small cost of adding a few more edges into our graph (proportional to the number of boundary vertices). This has the added benefit of guaranteeing that the output polygonal region of an embedding has no degeneracies.

For every degenerate section of the polygonal region, we can treat them as very slightly to treat it as a non-degenerate polygon. There may be boundary vertices of $\nabla(G)$ on these degenerate regions. For these, we will duplicate the boundary vertices so they are on both boundaries and add an edge connecting them, and treat this as a vertex split. Note that in reality, these duplicate boundary vertices will be at the same location, and this edge joining the two boundaries has zero length. This is illustrated in Figure 8 where we have slightly expanded the degenerate regions for illustrative purposes. We can do this as soon as we detect that we have a degenerate section of the boundary as we construct degenerate polygons in the cutting-division. These extra degenerate edges can be constructed in parallel, as all machines are aware of the cutting-division.

5 MPC algorithms for embedded planar graphs

We show in this section how to construct $O(1)$ round algorithms for fundamental problems on embedded planar graphs using $(s, 1/r)$ -cutting-divisions. The high-level plan is to use cutting-divisions to break our problem into smaller parts so we can recurse on each part. We recurse until

the problem is small enough to be solved on one machine. There is often part of the problem that remains unsolved involving boundary vertices because the problems involve the rest of the graph. Thus we will “compress” the graph to have size roughly on the order of the number of boundary vertices. In the end, we will end we can glue together the compressed graphs to get a slightly smaller graph, so we can use recursion. The exact details of how we do this vary depending on the specific problem at hand.

To begin, we will illustrate how we can redraw a polygonal embedded graph so that the boundary is a triangular polygonal region. Recall that triangular polygonal regions have all holes being triangles so such a triangular polygonal region has $O(1)$ boundary complexity. This is a useful subroutine as when we glue graphs together in $O(1)$ rounds, we need to have embeddings in triangular polygonal regions. Afterward, we will describe algorithms for connected component and minimum spanning forest. Next, we describe algorithms for $(1 + \varepsilon)$ -approximate path type problems that require computing ε -emulators. After this, we describe algorithms for finding st -shortest paths, shortest cycle, single source shortest path (SSSP), and all-pairs shortest path (APSP). Finally, we will describe how we can draw a primal-dual overlay graph, a graph containing both the original primal graph and the dual graph. Using this, we will show how we can compute st -max-flows and min-cuts.

We note that we will cover the most fundamental problems that we hope is enough to illustrate the power of our recursive framework. There are many more problems and variations of problems we will refrain from discussing, like how to label vertices of each connected component with the same label or computing a bipartition, which are straightforward applications of our framework. For the $(1 + \varepsilon)$ -approximate path type problems like shortest paths, cycles, and flows, we can also recover the answer by running our algorithm backward from the final compressed graph.

Throughout this section, we will use $n = |V(G)|$ to denote the number of vertices of the graph, and $m = |E(G)|$ to denote the number of edges of the graph. Note that for planar graphs without isolated vertices $m = \Theta(n)$, so we sometimes use m and n interchangeably. Isolated vertices can easily be detected and handled depending on the problem we’re aiming to solve.

5.1 Redrawing a graph

As a warmup, we will illustrate one of the more simple consequences of the gluing lemma to redraw an $O(1)$ -holed polygonal embedded graph $(G, \nabla(G), P)$ into a triangular polygonal region Q with the same number of holes as P . In this proof, we will carefully analyze the bit complexity of the algorithm, and discuss the cyclic ordering of vertices along the boundaries of each hole. In later proofs, these details were omitted for sake of brevity. Bit complexity is important when working in the MPC model because each machine is bounded to $O(\mathcal{S})$ words of space, if the bit complexity blows up, we may not be able to do recursion without using more total space.

Lemma 5.1 (MPC Redrawing Lemma). *Given a $O(1)$ -holed polygonal embedded graph $(G, \nabla(G), P)$ with n vertices and m edges and $|\partial(P)| = O(\mathcal{S}^{1/3})$, there exists an algorithm that returns a polygonal embedded graph $(H, \nabla(G), Q)$ satisfying these properties:*

- Q is a triangular polygonal region with the same number of holes as P
- $V(H) \supseteq V(G)$
- Each edge $e \in E(H)$ is drawn with a straight line

- $|E(H)| = O(m)$
- The coordinates of $V(H)$ and Q are stored as rationals with $O(\log n)$ bit complexity.
- The cyclic ordering of the vertices of $\nabla(G)$ around each hole in $(H, \nabla(G), Q)$ is the same as in $(G, \nabla(G), P)$.

The algorithm runs in $O(1)$ rounds in expectation and with high probability and uses $\Theta(\mathcal{S})$ space per machine and $O(n/\mathcal{S})$ machines where $\mathcal{S} = n^\delta$ for any constant $\delta > 0$.

Proof. We give a recursive algorithm.

Base case. If $m \leq \mathcal{S}$, we can solve the problem directly on one machine using Lemma 4.4. The drawing output by the lemma has vertices stored as rationals with $O(\log m)$ bit complexity.

Recursive case. Otherwise, if $|G| > \mathcal{S}$, we apply Lemma 3.4 to construct a $(r^{2/3}, 1/r)$ -cutting-division for $r = \mathcal{S}$. This decomposes the problem into $k = O(r^{1/3})$ polygonal embeddings $(G_1, \nabla(G_1), P_1), \dots, (G_k, \nabla(G_k), P_k)$ where for each $1 \leq i \leq k$, $|G_i| \leq O(m/r^{1/3})$, $|\partial(P_i)| = O(|\partial(P)| + \sqrt{r^{2/3}}) = O(\mathcal{S}^{1/3})$.

Note that as we have $O(r^{1/3})$ problems each with $O(n/r^{1/3})$ edges and total boundary size $O(\mathcal{S}^{1/3})$. We can solve all the recursive subproblems in $O(1)$ rounds in parallel by recursion after partitioning edges and subdividing edges to get graphs $(H_i, \nabla(G_i), Q_i)$ where each graph has coordinates as rationals with $O(\log m)$ bit complexity and the cyclic ordering around each hole matches that in $(G_i, \nabla(G_i), P_i)$. Thus we can apply the Lemma 4.5 to glue together $(H_i, \nabla(G_i), Q_i)$ from the recursive calls to get a single graph $(H, \nabla(G), Q)$. Note that the gluing lemma will apply piecewise linear transformations to each $(H_i, \nabla(G_i), Q_i)$, but these transformations can be expressed as linear functions on the coordinates with coefficients as rationals with $O(\log m)$ bit complexity, so the total bit complexity of any coordinate does not increase by more than a constant.

It remains to analyze the number of rounds this algorithm takes. Let $T_{draw}(m)$ denote the number of rounds for an m edge polygonal embedded graph. Then it is clear that this algorithm follows the recurrence:

$$T_{draw}(m) = T_{draw}(m/\mathcal{S}^{1/3}) + O(1)$$

Since $\mathcal{S} = n^\delta = \Theta(m^\delta)$ the recurrence solves to $T_{draw}(m) = O(1/\delta) = O(1)$. \square

5.2 Connected components

Let $\text{cc}(G)$ denote the number of components in the graph.

Theorem 1.1 (Connected Components). *Given an embedded planar graph G with m edges and n vertices. There is an algorithm that returns the number of connected components of G in $O(1)$ rounds with high probability and uses $\Theta(\mathcal{S})$ space per machine and $O(n/\mathcal{S})$ machines where $\mathcal{S} = n^\delta$ for any constant $\delta > 0$.*

To prove this theorem, we prove the following claim.

Claim 5.2. *Given a $O(1)$ -holed polygonal embedded graph $(G, \nabla(G), P)$ with $n = |G|$ edges where $|\partial(P)| = O(\mathcal{S}^{1/3})$, there exists an algorithm that returns a marked embedded graph $(H, \nabla(G), Q)$ and an integer ℓ satisfying these properties:*

- Q is a triangular polygonal region
- $V(H) \supseteq \nabla(G)$
- $|H| < c_0 |\nabla(G)|$ for some constant c_0
- $\text{cc}(G) = \text{cc}(H) + \ell$
- two vertices in $\nabla(G)$ are connected in H iff they are connected in G .

The algorithm runs in $O(1)$ rounds in expectation and with high probability and uses $\Theta(\mathcal{S})$ space per machine and $O(n/\mathcal{S})$ machines where $\mathcal{S} = m^\delta$ for any constant $\delta > 0$.

Proof. We give a recursive algorithm.

Base case. If $m \leq \mathcal{S}$, we can solve this problem directly on one machine. To do so, we can compute ℓ the number of connected components not connected to any boundary vertices, and find a collection of disjoint paths on $\nabla(G)$ that has the same connectivity as $\nabla(G)$. Concretely, this can be done by computing a minimum spanning forest on $\nabla(G)$, then letting the path be the sequence of vertices of $\nabla(G)$ visited on an Euler tour of the MST for each component. This collection of disjoint paths is clearly planar and can be drawn in the polygon Q with $O(1)$ bends per edge.

Recursive case. If $m < c_0 |\nabla(G)|$ then we can simply redraw G with Lemma 5.1, and return H as the redrawn G , and $\ell = 0$.

Otherwise $m \geq c_0 |\nabla(G)|$. As in Lemma 5.1 we construct a $(r^{2/3}, 1/r)$ -cutting-division for $r = \mathcal{S}$ that splits the problem into subgraphs G_1, \dots, G_k for $k = O(r^{1/3})$. We can apply recursion to each subproblem to get H_i and ℓ_i for each subproblem. Let $\ell = \sum_{i=1}^k \ell_i$. We can use the Gluing Lemma, Lemma 4.5, to draw each H_i in a triangular polygonal region Q_i and glue the polygonal embeddings together to get $(H, \nabla(G), Q)$.

We will recurse on H . To show that our algorithm terminates, we need to ensure that $|E(H)| < m$. Suppose that the Gluing Lemma adds at most c_1 bends to each edge. Thus observe that if we choose $c_0 = 3c_1$:

$$|E(H)| \leq c_1 \left(|\nabla(G)| + O \left(\sum_{i=1}^k |\nabla(G_i)| \right) \right) = c_1 |\nabla(G)| + O(m/r^{1/3}) \leq \frac{c_0}{3} |\nabla(G)| + O(m/\mathcal{S}^{1/3})$$

We can assume $O(m/\mathcal{S}^{1/3}) \leq m/3$ since $\mathcal{S} = n^\delta = \Omega(m^\delta)$. Thus it follows that $|E(H)| \leq 2m/3 < m$. This means we can recurse on the polygonal embedding $(H, \nabla(G), Q)$ to get a polygonal embedding $(H', \nabla(G), Q')$ with $|H'| = O(|\nabla(G)|)$ and some ℓ' . Now we can simply return $\ell + \ell'$ along with this embedding.

It remains to argue that this algorithm terminates within $O(1)$ rounds. Let $T_{cc}(n)$ denote the total number of rounds it takes to solve the problem in the claim with n edges. The number of rounds that this algorithm takes is given by this recursion.

$$\begin{aligned} T_{cc}(m) &= \max \left(T_{draw}(m), T_{cc}(|H|) + \max_{i=1, \dots, k} T_{cc}(|G_i|) + O(1) \right) \\ &= \max \left(T_{draw}(m), T_{cc}(m/\mathcal{S}^{1/3}) + O(1) \right) \end{aligned}$$

Since $T_{draw}(m) = O(1)$ and $\mathcal{S} = n^\delta = \Theta(m^\delta)$, this recursion solves to $T_{cc}(m) = O(1/\delta) = O(1)$. \square

Remark Instead of counting, we can put a label on each edge and vertex such that every connected component has a different label, and two edges/vertices have the same label iff they are in the same connected component. This is easy to do in the base case on one machine. To do this for the recursive step, after we get connected components of the compressed graph, we need to modify the labels of the uncompressed components. This can be done in parallel in $O(1)$ rounds by “uncompressing” the graph. Formally proving this is somewhat cumbersome, so we will omit the proof for brevity.

5.3 Minimum spanning forest

Without loss of generality, we may assume that the edge weights of the tree are unique by breaking ties by ids of edges. This means the minimum spanning forest is unique. Furthermore, we can assume all edge weights are positive (if not, we can add a large positive number to each edge).

Theorem 1.2 (Minimum Spanning Forest). *Given an embedded planar graph G with m edges and n vertices. There is an algorithm that returns a minimum spanning forest of G in $O(1)$ rounds in expectation and with high probability, and uses $\Theta(\mathcal{S})$ space per machine and $O(n/\mathcal{S})$ machines where $\mathcal{S} = n^\delta$ for any constant $\delta > 0$.*

To prove the theorem we use the following lemma about minimum spanning trees. The following lemma is folklore.

Lemma 5.3. *Let G be a connected graph and let T_G be the minimum spanning tree for G . Let e be an edge in T_G . Let G' be G after contracting e and $T_{G'}$ be the minimum spanning tree for G' . Then $T_G = T_{G'} \cup \{e\}$.*

We now outline the algorithm. We will apply our cutting-division and recurse on each component until the problem size is small enough, as we did for counting connected components. To solve small-sized problems we will compute a minimum spanning forest for the small instance and use the above lemma to contract all vertices that don't lie on the boundary of the problem. As planar graphs remain planar upon contraction, we will have a much smaller planar graph with number of edges proportional to the number of boundary vertices. This reduces the size of the graph so we can apply recursion.

To prove Theorem 1.2, we prove the following claim. We are done proving Theorem 1.2, as if we let B be a large enough square, then applying the claim to (G, \emptyset, B) gives a minimum spanning forest.

Claim 5.4. *Given a $O(1)$ -holed polygonal embedded graph $(G, \nabla(G), P)$ with m edges and n vertices where $|\partial(P)| = O(\mathcal{S}^{1/6})$, there exists an algorithm that returns an embedded graph $(H, \nabla(G), Q)$ and returns a set $E_T \subseteq E(G)$ of edges satisfying:*

- Q is a triangular polygonal region
- $V(H) \supseteq \nabla(G)$
- $|H| < c_0 |\nabla(G)|$ for some constant c_0
- Let E_G denote the edges of the minimum spanning forest of G . Let E_H denote the canonical edges of G in the minimum spanning forest of H . Then $E_G = E_T \cup E_H$.

The algorithm runs in $O(1)$ rounds in expectation and with high probability and uses $\Theta(\mathcal{S})$ space per machine and $O(n/\mathcal{S})$ machines where $\mathcal{S} = n^\delta$ for any constant $\delta > 0$.

Proof. Note that throughout our algorithm our graph will subdivide edges and split vertices apart and connect them by an edge. We will view these added edges (and vertices) as *virtual edges* (and *virtual vertices*). They will have weight 0 (so will be added into a minimum spanning forest at 0 cost). On vertex splits, all added edges will be virtual. On subdivision of a non-virtual edge e into two edges e_1 and e_2 , we will arbitrarily let e_2 be a virtual edge, and let e_1 be the canonical edge storing information about the original edge in G . Observe that any minimum spanning forest will use the original subdivided edge e , if and only if it uses both e_1 and e_2 . Since e_2 is a virtual edge with weight 0, we will always include it in our minimum spanning forest. Thus this does not impact the correctness of our solution, we will take the canonical edge e_1 for the minimum spanning forest of the graph after subdivision if and only if we took e for the minimum spanning forest in the original graph.

Base case. If $m \leq \mathcal{S}$, we can solve this problem directly on one machine. For any component that is not connected to $\nabla(G)$ we may use any minimum spanning tree algorithm on that component. Compute a minimum spanning tree T on every other component. Repeatedly contract edges that do not join two vertices of $\nabla(G)$ which we can do by Lemma 5.3 and add the contracted edge to E_T if it were a canonical edge. Note that planar graphs remain planar on edge contraction (though we lose the embedding). Computing the minimum spanning tree can be done in $O(m \log m)$ time though there are faster deterministic and randomized algorithms. Afterward, we are left with a planar graph H on the vertices of $\nabla(G)$ that we can embed in a triangular polygonal region Q by the Lemma 4.4.

Recursive case. The recursive case is exactly the same as for our algorithm for connected components of Claim 5.2 except instead of returning ℓ , we mark edges of G as in E_T . \square

5.4 Computing emulators

To solve $(1 + \varepsilon)$ -approximate problems involving shortest paths we will construct ε -emulators in the MPC model. The algorithm is very similar to our algorithm for redrawing the graph. The main difference is in the base case, we will instead construct the ε -emulator using the algorithm of Chang, Kruathgamer, and Tan [CKT22]. However, if the graph we have already has size roughly equal to the size of the boundary (up to polylog factors), we don't need to recurse, and instead it suffices to redraw the graph, which we know we can do in $O(1)$ rounds. One might wonder why we need to redraw the graph at all. The reason is that we require the boundary polygon for each region to have $O(1)$ boundary for the Gluing Lemma.

Lemma 5.5 (MPC $(1 + \varepsilon)$ -emulator). *Given a $O(1)$ -holed polygonal embedded graph $(G, \nabla(G), P)$ with m edges and n vertices where $|\partial(P)| = O(\mathcal{S}^{1/3})$, there exists an algorithm that returns an embedded graph $(H, \nabla(G), Q)$ satisfying:*

- Q is a triangular polygonal region
- $V(H) \supseteq \nabla(G)$
- $(H, \nabla(G))$ is an ε -emulator of $(G, \nabla(G))$.

- $|H| < c_0 |\nabla(G)| \log^D(|\nabla(G)|)$ for some constant c_0 and integer D

The algorithm runs for $O(1)$ rounds in expectation and with high probability and uses $\Theta(\mathcal{S})$ space per machine and $O(n/\mathcal{S})$ machines where $\mathcal{S} = n^\delta$ for any constant $\delta > 0$.

Proof. We present a recursive algorithm. The base case is a sequential algorithm. Throughout the algorithm, we subdivide edges and split vertices. Recall that when subdividing an edge e into e_1 and e_2 , we choose e_1 to be the canonical edge and let $w(e_1) = w(e)$ and $w(e_2) = 0$. When splitting a vertex v into u_1 and u_2 by an edge $e = (u_1, u_2)$, we set $w(e) = 0$. Note that this does not change the distances between vertices (or copies of vertices). This means that if $(G, \nabla(G))$ is an ε -emulator, then for any graph H constructed by subdividing edges and splitting vertices of G in this manner, we will have that $(H, \nabla(G))$ is also an ε -emulator.

Base case. We run the base case if $m \leq \mathcal{S}$. Observe that the $\nabla(G)$ lies on topological holes of $(G, \nabla(G))$. We compute an ε -emulator of $(G, \nabla(G))$ using the algorithm of Chang, Kruathgamer, and Tan [CKT22] stated in Theorem 2.6 to get a $(H, \nabla(G))$ with H having the same number of topological holes as G where $|E(H)| = O(|\nabla(G)| \text{polylog}(|\nabla(G)|))$. Using Lemma 4.4 we can compute $(H, \nabla(G), Q)$ for a triangular region Q .

Recursive case. The recursive case follows almost exactly as in our previous recursive algorithms, the extra polylog factors in the size of the ε -emulators don't make a difference. For completeness, we present the full proof.

If $m \leq c_0 |\nabla(G)| \log^D(|\nabla(G)|)$, then we can redraw the graph G as H using Lemma 5.1. Note that $(H, \nabla(G))$ is an exact distance emulator of $(G, \nabla(G))$.

Otherwise $m \geq c_0 |\nabla(G)| \log^D(|\nabla(G)|)$. As in Lemma 5.1 we construct a $(r^{2/3}, 1/r)$ -cutting-division for $r = \mathcal{S}$ that splits the problem into subgraphs G_1, \dots, G_k for $k = O(r^{1/3})$. We can apply recursion to each subproblem to get H_i and ℓ_i for each subproblem. Let $\ell = \sum_{i=1}^k \ell_i$. We can use the Gluing Lemma, Lemma 4.5, to draw each H_i in a triangular polygonal region Q_i and glue the polygonal embeddings together to get $(H, \nabla(G), Q)$.

We will recurse on H . To show that our algorithm terminates, we need to ensure that $|E(H)| < m$. Suppose that the Gluing Lemma adds at most c_1 bends to each edge. Thus observe that if we choose $c_0 = 3c_1$:

$$|E(H)| \leq c_1 \left(|\nabla(G)| + O\left(\sum_{i=1}^k |\nabla(G_i)|\right) \right) \leq c_1 |\nabla(G)| + \tilde{O}\left(\frac{m}{r^{1/3}}\right) \leq \frac{c_0}{3} |\nabla(G)| + \tilde{O}\left(\frac{m}{\mathcal{S}^{1/3}}\right)$$

We can assume $\tilde{O}(m/\mathcal{S}^{1/3}) \leq m/3$ since $\mathcal{S} = n^\delta = \Omega(m^\delta)$. Thus it follows that $|E(H)| \leq 2m/3 < m$. This means we can recurse on the polygonal embedding $(H, \nabla(G), Q)$ to get a polygonal embedding $(H', \nabla(G), Q')$ with $|H'| = O(|\nabla(G)|)$ and some ℓ' . Now we can simply return $\ell + \ell'$ along with this embedding.

It remains to argue that this algorithm terminates within $O(1)$ rounds. Let $T_{emu}(m)$ denote the total number of rounds it takes to solve the problem in the claim with m edges. Clearly, the number of rounds that this algorithm takes follows the recursion:

$$\begin{aligned} T_{emu}(m) &= \max \left(T_{draw}(m), \max_{i=1, \dots, k} T_{emu}(|E(G_i)|) + T_{emu}(|E(H)|) + O(1) \right) \\ &= \max \left(T_{draw}(m), T_{emu} \left(\tilde{O}\left(\frac{m}{\mathcal{S}^{1/3}}\right) \right) + O(1) \right) \end{aligned}$$

Since $T_{draw}(m) = O(1/\delta)$, this recursion solves to $T_{emu} = O(1/\delta) = O(1)$ as $\mathcal{S} = n^\delta = \Theta(m^\delta)$. \square

***st*-shortest paths.** The following Corollary 5.6 about *st*-shortest paths easily follows from Lemma 5.5. For a graph G and vertices $s, t \in V(G)$, consider a large enough bounding box with two punctures (small holes) at s and t . Call this punctured box B . Apply Lemma 5.5 to $(G, \{s, t\}, B)$ to get a graph $(H, \{s, t\}, Q')$ of size $\tilde{O}(1)$ such that $(H, \{s, t\})$ is a $(1 + \varepsilon)$ -emulator. Here we can easily compute a shortest path between s and t in H on a single machine however we'd like, and get a $(1 + \varepsilon)$ -approximate shortest path between s and t .

Corollary 5.6 ($(1 + \varepsilon)$ -approximate *st*-shortest paths). *Given an embedded planar graph G with m edges and n vertices and two vertices $s, t \in V(G)$. There is an algorithm that computes the length of the $(1 + \varepsilon)$ -approximate shortest path between s and t in $O(1)$ rounds in expectation and with high probability, and uses $\Theta(\mathcal{S})$ space per machine and $O(n/\mathcal{S})$ machines where $\mathcal{S} = n^\delta$ for any constant $\delta > 0$.*

5.5 Shortest cycle

An application of ε -emulators also allows us to find a $(1 + \varepsilon)$ -approximate shortest cycle in an embedded planar graph. Doing so is fairly simple. If we partition the graph geometrically, either the shortest cycle lies completely in one piece of the partition or crosses a boundary vertex of some partition. Thus either we can find the shortest cycle on recursion, or we can compute an ε -emulator on the boundary vertices and apply recursion.

Theorem 1.4 ($(1 + \varepsilon)$ -approximate Shortest Cycle). *Given an embedded planar graph G with n vertices and m edges. There is an algorithm that computes the length of the $(1 + \varepsilon)$ -approximate shortest cycle in $O(1)$ rounds in expectation and with high probability, and uses $\Theta(\mathcal{S})$ space per machine and $O(n/\mathcal{S})$ machines where $\mathcal{S} = n^\delta$ for any constant $\delta > 0$.*

Proof. We give a recursive algorithm.

Base case If $m \leq \mathcal{S}$ we can compute the $(1 + \varepsilon)$ approximate shortest cycle on one machine. The fastest algorithm for doing so takes $O_\varepsilon(n)$ using ε -emulators as sketched in [CKT22].

Recursive case Let B be a large bounding box that contains all of G . We construct a $(r^{2/3}, 1/r)$ -cutting-division Γ for $r = \mathcal{S}$ that splits (G, \emptyset, B) into $k = O(r^{2/3})$ polygonal embedded graphs $(G_i, \nabla(G_i), P_i)$ for $i = 1, \dots, k$.

We can apply recursion to each G_i independently to get the shortest cycle within G_i , discarding the outer boundary P_i . Let the length of the shortest cycle returned by this part be ℓ_1 .

Let $0 < \varepsilon' < \varepsilon$ be a parameter we will choose later. We can also compute an ε' -emulator $(H_i, \nabla(H_i), P_i)$ for each $(G_i, \nabla(G_i), P_i)$ using Lemma 5.5 glue them together with the Gluing Lemma of Lemma 4.5. This gives a graph (H, \emptyset, B) with $\tilde{O}(m/r^{1/3})$ edges. We now apply recursion to H to find a $(1 + \varepsilon')$ -approximate shortest cycle of H . Call the length of the shortest cycle returned be ℓ_2 . Since H approximates distances between vertices up to a distortion of $(1 + \varepsilon')$, ℓ_2 is a $(1 + \varepsilon')^2 = (1 + O(\varepsilon'))$ -approximate length of some (not necessarily simple or shortest) cycle in G . Choose $\varepsilon' = \varepsilon/C$ for a large enough constant C so that ℓ_2 is actually a $(1 + \varepsilon)$ -approximation for the cycle.

We claim the length of the shortest cycle is $\min(\ell_1, \ell_2)$. Now we consider two cases of where the shortest cycle can be. Either it is completely contained in some graph G_i , in which case ℓ_1 will be the shortest cycle. Otherwise, the shortest cycle must cross the boundary of Γ . The vertex where it crosses Γ is a vertex of $\nabla(G_i)$, and hence, a vertex of H , so ℓ_2 will be the length of shortest cycle.

Note that at each level of the recursion, the ε we choose decreases by a factor of $1/C$. In the bottom level of the recursion, we are computing an ε' -emulator with $\varepsilon' = \varepsilon/2^{O(1/\delta)}$. This is fine as δ is a constant.

It remains to analyze the round complexity of this algorithm. Let $T_\circ(m)$ denote the round complexity of finding the shortest cycle in an m edge graph. We obtain the following recurrence.

$$T_\circ(m) = T_\circ\left(\frac{m}{\mathcal{S}^{1/3}}\right) + T_{emu}\left(\frac{m}{\mathcal{S}^{1/3}}\right) + T_\circ\left(\tilde{O}\left(\frac{m}{\mathcal{S}^{1/3}}\right)\right) + O(1)$$

As $T_{emu}(m) = O(1)$, this recurrence solves to $T_\circ(m) = O(1/\delta) = O(1)$ for $\mathcal{S} = n^\delta = \Theta(m^\delta)$. \square

5.6 Single source shortest path

With some additional ideas, it is actually possible to get all shortest paths from a source vertex $s \in V(G)$. From Lemma 5.5 we saw that it was possible to construct *inside emulators* for each polygonal region, a graph that approximates all shortest paths inside the polygonal region. The key idea is that we can actually construct *outside emulators* for each polygonal region of the cutting-division after computing the inside ones. For one polygonal region P_i , the outside consists of $O(1)$ connected regions that we can construct an ε -emulator for from the other inside emulators that are outside P_i . This idea is generally useful for many shortest path type problems. This allows us to prove the following theorem:

Theorem 1.5 $((1+\varepsilon)$ -approximate SSSP). *Given an embedded planar graph G with n vertices and m edges and a vertex $s \in V(G)$, there is an algorithm that computes the $(1+\varepsilon)$ -approximate shortest path from s to all other vertices in $O(1)$ rounds in expectation and with high probability, and uses $\Theta(\mathcal{S})$ space per machine and $O(n/\mathcal{S})$ machines where $\mathcal{S} = n^\delta$ for any constant $\delta > 0$.*

Proof. We will prove the theorem by a recursive algorithm. Without loss of generality, we may assume $0 < \varepsilon < 1$.

Base Case If $m \leq \mathcal{S}$, we can use any sequential algorithm for computing approximate single source shortest paths. The fastest algorithm runs in $O(m)$ time using ε -emulators (in fact, it solves a more general problem of multiple-source shortest paths) [CKT22].

Recursive case We cannot use our standard choice of $s = r^{2/3}$ for our cutting-divisions, as we will get extra polylogarithmic factors from emulator constructions (for reasons we will shortly see). We instead choose a slightly larger value of $s = r^{4/5}$, though we could have chosen any exponent larger than $2/3$.

Let B be a sufficiently large bounding box that contains all of G with a small hole at s . We construct a $(r^{4/5}, 1/r)$ -cutting-division Γ for $r = \mathcal{S}$ that splits $(G, \{s\}, B)$ into $k = O(r^{1/5})$ polygonal embedded graphs $(G_i, \nabla(G_i), P_i)$ for $i = 1, \dots, k$. Without loss of generality, let G_1 contain s and that $s \in \nabla(G_1)$. Note that s is on the boundary of some polygonal region because it was on the boundary of B . In parallel, we apply Lemma 5.5 on each polygonal embedded graph to get the

inside emulators $(H_i, \nabla(G_i), Q_i)$ where each $(H_i, \nabla(G_i))$ are ε' -emulators for $(G_i, \nabla(G_i))$ for some parameter $0 < \varepsilon' < \varepsilon$ we will choose later.

Next, we will show how to construct the outside emulators. Consider the region defined by $B \setminus P_i$, this decomposes into ℓ connected polygonal regions R_1, \dots, R_ℓ . Each R_j for $j = 1, \dots, \ell$ has at most 2 holes, since B had 2 holes, one outside hole and one for s . Let G_{R_j} denote the R_j induced subgraph of G . For all R_j , we will compute a distance emulator for $(G_{R_j}, \nabla(G_{R_j}), R_j)$ from the ε' -emulators $(H_{i'}, \nabla(G_{i'}), Q_{i'})$ for $i' \neq i$ that we have already computed. To do so, we observe that R_j is the union of some collection of $P_{i'}$ for $i' \in I$, so we can view our cutting-division Γ restricted on R_j that we denote by Γ_{R_j} . Thus, we can apply the Gluing Lemma, and apply Lemma 5.5 on the glued graph to get a graph $(H_{R_j}, \nabla(G_{R_j}), Q_{R_j})$ which is an ε' -emulator for $(G_{R_j}, \nabla(G_{R_j}), R_j)$. This can be done for all regions R_j in parallel since the total number of edges in $H_{i'}$ for $i' \in I$ is $\tilde{O}(m/r^{2/5})$. In fact we can do this for all i in parallel since the total memory used by all $k = O(r^{1/5})$ graphs is only $k \cdot \tilde{O}(m/r^{2/5}) = \tilde{O}(m/r^{1/5})$.

Now we can compute a redrawing of G_i as $(G'_i, \nabla(G_i), Q_i)$ by Lemma 5.1. We can apply the Gluing Lemma again on the polygonal embeddings $(H_{R_j}, \nabla(G_{R_j}), Q_{R_j})$ for $j = 1, \dots, \ell$ along with $(G'_i, \nabla(G_i), Q_i)$ to get a graph $(G''_i, \{s\}, B)$. Note that G''_i approximates all distances between pairs of vertices in G by $(1 + O(\varepsilon'))$, and the number of edges in G''_i is:

$$\begin{aligned} |E(G''_i)| &= O(|E(G_i)|) + \tilde{O}\left(\sum_{j=1}^{\ell} |\nabla(G_{R_j})|\right) \\ &\leq O(|E(G_i)|) + \tilde{O}\left(\sum_{i=1}^k |\nabla(G_i)|\right) \\ &= O\left(\frac{m}{r^{1/5}}\right) + \tilde{O}\left(\frac{m}{r^{2/5}}\right) = O\left(\frac{m}{r^{1/5}}\right) \end{aligned}$$

Hence, we can use recursion again to get all distances from s in $(G''_i, \{s\}, B)$ up to $(1 + \varepsilon')$ distortion, which approximates the distances in G with $(1 + O(\varepsilon'))$ distortion. Note that we can recurse on all subproblems at once since the total size of all the subproblems is $k \cdot O(m/r^{1/5}) = O(m)$. Choosing $\varepsilon' = \varepsilon/C$ for a sufficiently large constant C gives the $(1 + \varepsilon)$ -approximate shortest path distances for all $P \in Q$.

Now to analyze the round complexity, let $T_{sssp}(m)$ denote the number of rounds to solve the SSSP problem with m edges. Then the runtime follows the recursion:

$$T_{sssp}(m) = T_{emu}(m/\mathcal{S}^{1/5}) + T_{emu}(\tilde{O}(m/\mathcal{S}^{2/5})) + T_{draw}(m/\mathcal{S}^{2/5}) + T_{sssp}(m/\mathcal{S}^{1/5}) + O(1)$$

As $\mathcal{S} = n^\delta = \Theta(m^\delta)$, $T_{emu}(m) = O(1)$ and $T_{draw} = O(1)$, so this solves to $T_{sssp} = O(1)$. \square

5.7 All-pairs shortest paths

A modification of our algorithm for computing approximate single source shortest path allows us to compute approximate all-pairs shortest path (APSP) in $O(1)$ rounds, at the expense of using $O(n^2)$ total memory for a n vertex planar graph G . Note that this $O(n^2)$ total memory is much larger than the size of the graph which has $O(n)$ edges, but is necessary as we need $O(n^2)$ memory to even store all the pairwise distances.

In our algorithm for SSSP, we performed recursion on every component to compute shortest paths. The difference for APSP is that we will recurse once for each *pair of components*.

Theorem 1.7 $((1 + \varepsilon)$ -approximate APSP). *Given an embedded planar graph G with n vertices, there is an algorithm that computes the $(1 + \varepsilon)$ -approximate shortest path for all pairs of vertices in $O(1)$ rounds in expectation and with high probability, and uses $\Theta(\mathcal{S})$ space per machine and $O(n^2/\mathcal{S})$ machines where $\mathcal{S} = n^\delta$ for any constant $\delta > 0$.*

Proof. We will prove the theorem by a recursive algorithm. We may assume $0 < \varepsilon < 1$. Let $m = |E(G)|$ and $n = |V(G)|$.

Base Case If $m \leq \mathcal{S}$, we can use any sequential algorithm for computing approximate all-pairs shortest paths. This can easily be done in $O(n^2)$ time by running the SSSP algorithm in $O(n)$ time using ε -emulators [CKT22].

Recursive case Let B be a sufficiently large bounding box that contains all of G . We construct a $(r^{4/5}, 1/r)$ -cutting-division Γ for $r = \mathcal{S}$ that splits (G, \emptyset, B) into $k = O(r^{1/5})$ polygonal embedded graphs $(G_i, \nabla(G_i), P_i)$ for $i = 1, \dots, k$. In parallel, we apply Lemma 5.5 on each polygonal embedded graph to get the inside emulators $(H_i, \nabla(G_i), Q_i)$ where each $(H_i, \nabla(G_i))$ are ε' -emulators for $(G_i, \nabla(G_i))$ for some parameter $0 < \varepsilon' < \varepsilon$ we will choose later. Note that this step only uses $O(m)$ total memory.

Next, we will construct the outside emulators for every pair of $(G_i, \nabla(G_i), P_i)$ and $(G_j, \nabla(G_j), P_j)$. Consider the region defined by $B \setminus P_i \setminus P_j$, this decomposes into ℓ connected polygonal regions R_1, \dots, R_ℓ . Each R_t for $t = 1, \dots, \ell$ has at most 3 holes, since B had 3 holes, one outside hole and at most two for P_i and P_j . For all R_t , we will compute a distance emulator for $(G_{R_t}, \nabla(G_{R_t}), R_t)$ from the ε' -emulators $(H_{i'}, \nabla(G_{i'}), Q_{i'})$ for $i' \neq i, i' \neq j$ that we have already computed. To do so, we observe that R_t is the union of some collection of $P_{i'}$ for $i' \in I$, so we can view our cutting-division Γ restricted on R_t that we denote by Γ_{R_t} . Thus, we can apply the Gluing Lemma, and apply Lemma 5.5 on the glued graph to get a graph $(H_{R_t}, \nabla(G_{R_t}), Q_{R_t})$ which is an ε' -emulator for $(G_{R_t}, \nabla(G_{R_t}), R_t)$. This can be done for all regions R_t in parallel since the total number of edges in $H_{i'}$ for $i' \in I$ is $O(m/r^{2/5})$. This can also be done for all $O(r^{2/5})$ pairs i and j as this only uses $\tilde{O}(m)$ total memory.

Now we can compute a redrawing of G_i and G_j and glue it together with each of the $(H_{R_t}, \nabla(G_{R_t}), Q_{R_t})$, with the emulator of the rest of the graph as (H_{ij}, \emptyset, B) . Note that G_{ij} approximates all distances between pairs of vertices in G by $(1 + O(\varepsilon'))$, and the number of edges in G_{ij} is:

$$|E(G_{ij})| = O(|E(G_i)| + |E(G_j)|) + \tilde{O}\left(\sum_{j=1}^{\ell} |\nabla(G_{R_j})|\right) = O\left(\frac{m}{r^{1/5}}\right) + \tilde{O}\left(\frac{m}{r^{2/5}}\right) = O\left(\frac{m}{r^{1/5}}\right)$$

Hence, we can use recursion again to get all distances from s in (G_{ij}, \emptyset, B) up to $(1 + \varepsilon')$ distortion, which approximates the distances in G with $(1 + O(\varepsilon'))$ distortion.

Let us analyze the total space used by our algorithm. Let $M_{apsp}(m)$ denote the memory usage of our algorithm for a m edge graph G with no singleton vertices. We get the following recurrence.

$$M_{apsp}(m) = \sum_{i=1}^k \sum_{j=i+1}^k M(|E(G_{ij})|) + \tilde{O}(m) = O(\mathcal{S}^{2/5}) \cdot M_{apsp}\left(\frac{m}{\mathcal{S}^{1/5}}\right) + O(m)$$

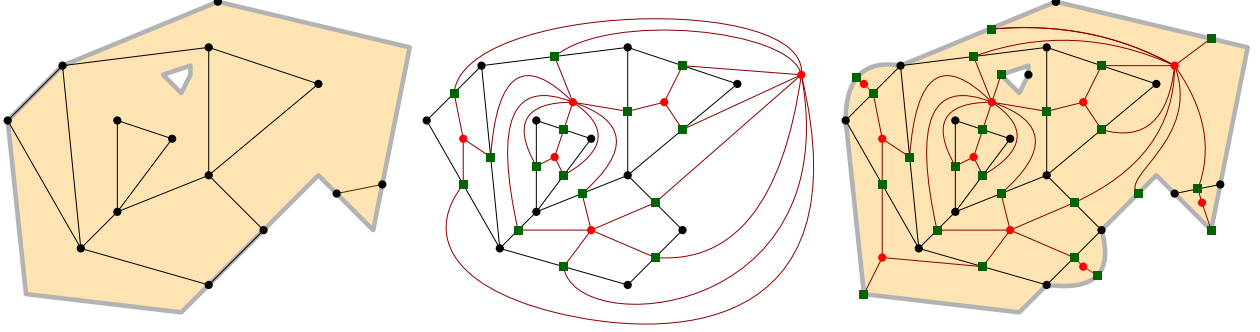


Figure 9: **(Left)** A polygonal embedding $(G, \nabla(G), P)$. **(Middle)** A primal-dual overlay graph of one component of the graph. The green square vertices result from subdividing the edges. The red edges form a subdivision of the dual graph. **(Right)** The polygonal primal-dual overlay graph $(G^{PD}, \nabla(G) + \nabla(G^*), P)$ with the parts of the polygon parallel to edges slightly pushed outward for visual clarity.

Along with the base case that $M_{apsp}(\mathcal{S}) = O(\mathcal{S}^2)$ this solves to $M_{apsp} = O(m^2) = O(n^2)$.

Now to analyze the round complexity, let $T_{apsp}(m)$ denote the number of rounds to solve the APSP problem with m edges. Then the runtime follows the same recursion as for SSSP:

$$T_{apsp}(m) = T_{emu}(m/\mathcal{S}^{1/5}) + T_{emu}(\tilde{O}(m/\mathcal{S}^{2/5})) + T_{draw}(m/\mathcal{S}^{1/5}) + T_{apsp}(m/\mathcal{S}^{1/5}) + O(1)$$

As $\mathcal{S} = n^\delta = \Theta(m^\delta)$, $T_{emu}(m) = O(1)$ and $T_{draw} = O(1)$, so this solves to $T_{apsp}(m) = O(1)$. \square

5.8 Drawing the primal-dual overlay graph

Defining the primal-dual overlay graph The *planar dual* of an embedded planar graph G is the graph G^* obtained by creating a vertex for every face of G we call a *face vertex* and connecting faces that share an edge. Each edge of the primal planar graph G corresponds to exactly one edge of G^* . Furthermore, each face of G^* corresponds to a vertex of the primal graph. We will also define the *primal-dual overlay graph* to be a graph G^{PD} that combines both the primal and the dual graph. It can be constructed from an embedded planar graph in this way: Subdivide all the edges of G creating a vertex v_e for every edge $e \in E(G)$. We call v_e an edge vertex. Place a vertex f in each face of G and connect f to each subdivided vertex v_e that the face shares an edge e with. Note that this graph is a planar graph that contains both G after subdividing every edge and G^* after subdividing every edge as subgraphs. Furthermore, if the graph G had $n = |V(G)|$ vertices, since the number of faces and edges of G is also $O(n)$, observe that $|V(G^{PD})| = O(n)$. See Figure 9 for an illustration.

We also define the *primal-dual overlay of a polygonal embedding* $(G, \nabla(G), P)$. We construct this graph as follows: Consider each hole of P , and connect all adjacent vertices of $\nabla(G)$ with an edge even if one already exists and is parallel to the edge (consider expanding the boundary slightly outward so the edge is no longer parallel) making a planar multigraph G' . If there are no vertices on the boundary of the hole, add a phantom vertex on the hole which has a self edge. Construct the primal-dual overlay graph of G' and delete all vertices corresponding to holes of H and their incident edges. The vertices created by subdividing the edges of P we consider as $\nabla(G^*)$, the boundary of the dual graph. We call the graph without the (subdivided) edges of P and phantom vertices,

G^{PD} . The entire polygonal embedding is denoted by $(G^{PD}, \nabla(G) + \nabla(G^*), P)$. See Figure 9 for an illustration of this.

The motivation for this construction is if we had a graph G and partition of the plane Π that induced polygonal embeddings $(G_i, \nabla(G_i), P_i)$ for $i = 1, \dots, k$, then the union of the primal-dual overlay of the polygonal embeddings $(G_i^{PD}, \nabla(G_i) + \nabla(G_i^*), P_i)$ contains G^{PD} as a minor provided we identify $\nabla(G_i^*)$ along the boundaries between adjacent regions.

Computing the primal-dual overlay graph We can in fact modify our method of redrawing a graph in Lemma 5.1 to compute a graph H that contains the primal-dual overlay graph G^{PD} as a minor. We note some properties of H . Our technique of computing a cutting-division may cut faces (corresponding to a vertex of G^*) into parts. We will create a vertex on the boundary of the cutting-division for the face that we are cutting. When we glue the faces back together we will connect the faces together by an edge. This has the effect of doing a more general kind of vertex split of an facial vertex; it is more general because a single cutting-division may cut up a face into multiple parts such that all the vertices are connected in a planar manner. A face of G (i.e., a vertex of G^*) will thus correspond to a connected set of face vertices in H . We note that the edges of H can be decomposed into two graphs H' and H^* , where H' is the induced subgraph of H with the edge vertices and the original vertices of G and thus has G as a minor and H^* is the induced subgraph of H with the edge vertices and face vertices and thus has G^* as a minor. We refer to H' as the *primal subgraph* of H , and H^* as the *dual subgraph* of H .

The high-level idea of how we will construct the primal-dual overlay graph is to find a cutting-division of the graph, and recursively draw the primal-dual overlay graph of the polygonal subdivision.

Lemma 5.7 (MPC drawing of the primal-dual overlay graph). *Given an embedded planar graph G with n vertices and m edges, we can compute an embedded planar graph H with $O(m)$ edges that contains both the primal graph G and the dual graph G^* as a minor in $O(1)$ rounds in expectation and with high probability, and uses $\Theta(\mathcal{S})$ space per machine and $O(n/\mathcal{S})$ machines where $\mathcal{S} = n^\delta$ for any constant $\delta > 0$.*

For a graph G , let B be a sufficiently large bounding box that contains all of a graph G . We will apply the below claim to (G, \emptyset, B) , which immediately proves our theorem.

Claim 5.8. *Given a $O(1)$ -holed polygonal embedded graph $(G, \nabla(G) + \nabla(G^*), P)$ (i.e., the polygonal embedding with singleton nodes of the primal-dual overlay graph of the polygonal embedding on the boundary) with n vertices and m edges where $|\partial(P)| = O(\mathcal{S}^{1/3})$, there exists an algorithm that returns a polygonal embedded graph $(H, \nabla(G) + \nabla(G^*), Q)$. satisfying these properties:*

- $\nabla(G^*)$ is a set of vertices of G^* to faces of G lying on the boundary of P
- $V(H) \supseteq V(G) \cup V(G^*)$
- $|H| = O(m)$
- H contains the primal-dual overlay of the polygonal embedding G^{PD} as a minor
- Each edge $e \in E(H)$ corresponds to either a canonical edge of G , a virtual edge from a vertex split or subdivision of G , the canonical dual edge in G^* , a virtual edge from a vertex split or subdivision of G^* and stores this information.

- Each vertex of H corresponds to either the vertex of G , a virtual vertex from a subdivision of an edge of G , a vertex of G^* (i.e., a face of G), or is a virtual vertex from a vertex split of G^* and stores this information.

The algorithm performs in $O(1)$ rounds with high probability and in expectation and uses $\Theta(\mathcal{S})$ space per machine and $O(n/\mathcal{S})$ machines where $\mathcal{S} = n^\delta$ for any constant $\delta > 0$.

Proof. We will use a recursive algorithm to draw the primal-dual overlay in a manner similar to how we redrew the graph in Lemma 5.1.

Base case If $m \leq \mathcal{S}$, we can compute the primal-dual overlay on one machine. We can explicitly compute $(H, \nabla(G) + \nabla(G^*), P)$ where H is the primal-dual overlay graph of G . This we can draw in a triangular domain with the Redrawing Lemma of Lemma 4.4.

Recursive case We construct a $(r^{2/3}, 1/r)$ -cutting-division Γ of $(G, \nabla(G) + \nabla(G^*), P)$ with $r = \mathcal{S}$ which induce embeddings $(G_i, \nabla(G_i), P_i)$. For each i , we can compute $\nabla(G_i^*)$, the vertices of G_i^* we place along the boundary of P explicitly and in parallel for each region. Begin by adding all degree 3 or higher vertices of Γ to the boundaries of all regions (this is to maintain consistency across the boundaries of the regions). We proceed by sorting $\nabla(G_i)$ around each boundary based on distance along each hole from an arbitrary base point. This can be done in $O(1)$ rounds as all machines have Γ . Next, for every consecutive vertex u and v of $\nabla(G_i)$ on each boundary, we place a vertex $w \in \nabla(G_i^*)$ in the exact midpoint between u and v on the boundary. Note that on the other side of the boundary, some other polygonal region P_j will have put a vertex in the same spot. This vertex w corresponds to a face vertex of G_i^* . If a boundary hole of P_i has no vertices of $\nabla(G_i)$ we can deterministically place a vertex $w \in \nabla(G_i^*)$ in a canonical location (say the bottom-left most vertex of the hole).

Now we can recurse on each $(G_i, \nabla(G_i) + \nabla(G_i^*), P_i)$, and glue together the returned polygonal embeddings. The analysis follows from Lemma 5.1. The runtime analysis is the same as well since for every component $|\nabla(G_i^*)| = O(|\nabla(G_i)| + |\Gamma|)$. \square

Correcting the dual subgraph. We state a few quirks of the dual subgraph H^* resulting from our use of constructing H while subdividing edges and faces of G . The vertices corresponding to a single face of G will be connected, but may have cycles. This happens because we may cut up large faces into many pieces. For long edges that we subdivide many times, we may connect multiple vertices of H^* corresponding to the same face of G to different subdivisions of the same edge.

We will do some post-processing on H^* to recover a more useful representation of the dual graph. We begin by removing cycles among facial vertices that correspond to the same face of G by computing a spanning forest for each dual face in $O(1)$ rounds using Theorem 1.2. To handle face vertices corresponding to the same face connected to edge vertices corresponding to the same edge, we will remove duplicate edges by only keeping the edge from the face vertex to the edge corresponding to the canonical edge vertex. This can also be done in $O(1)$ rounds. Let \bar{H}^* be the graph we get from this procedure. We will call \bar{H}^* the *corrected dual subgraph* of H .

In particular, if we look at any cycle C using edges of \bar{H}^* , the cycle corresponds to an actual cycle in G^* and thus a cut in G . Furthermore, the vertices on one side of the cut are exactly the vertices of H that correspond to vertices of G that lie in the cycle. We will use this property for computing max-flows in Section 5.9.

5.9 Min-cut and max-flow

Our dual graph construction, combined with an algorithm for $(1 + \varepsilon)$ -approximate shortest cycle, gives an algorithm for global min-cut, as the min-cut of a planar graph is the shortest cycle in the dual.

Theorem 1.9 ($(1 + \varepsilon)$ -approximate global min-cut). *Given an embedded planar graph G with n vertices we can compute the global min-cut of G in $O(1)$ rounds in expectation and with high probability, and uses $\Theta(\mathcal{S})$ space per machine and $O(n/\mathcal{S})$ machines where $\mathcal{S} = n^\delta$ for any constant $\delta > 0$.*

Proof. The min-cut is the shortest cycle of the dual graph we compute using Lemma 5.7 if we only look at the dual part of the primal-dual overlay and remove cycles corresponding to faces with Theorem 1.2, then Theorem 1.4 computes the shortest cycle. \square

Computing a max-flow between two terminals s and t in G is more challenging, as this is equivalent to computing the minimum cut in the dual G^* that separates the two faces s^* and t^* . Nonetheless, we can prove the following theorem by adapting ideas for computing inside and outside emulators.

Theorem 1.10 ($(1 + \varepsilon)$ -approximate st -max-flow). *Given an embedded planar graph G with n vertices and two distinct terminals $s, t \in V(G)$, we can compute a $(1 + \varepsilon)$ -approximate maximum flow between s and t in $O(1)$ rounds in expectation and with high probability, and uses $\Theta(\mathcal{S})$ space per machine and $O(n/\mathcal{S})$ machines where $\mathcal{S} = n^\delta$ for any constant $\delta > 0$.*

To prove the max-flow theorem, we first compute an embedding of the primal-dual overlay graph H using Lemma 5.7 of the component of the graph that s and t are in (we can figure out if they are connected and get all edges and vertices of that component using variations of Theorem 1.1). Instead of storing the entire dual face of s^* and t^* , which may have many edges, we will simply store the coordinates of the two vertices in the primal-dual overlay graph as a proxy for the face. Let p_1 denote the location of s and p_2 the location of t in H . Use as input to the following lemma the corrected dual subgraph \bar{H}^* , as well as p_1 and p_2 to prove Theorem 1.10.

Lemma 5.9. *Given an embedded planar graph G with n vertices and m edges and two points p_1 and p_2 not lying in the same face of G , we can find a $(1 + \varepsilon)$ -approximate minimum cycle of G^* that separates p_1 and p_2 in $O(1)$ rounds in expectation and with high probability, and uses $\Theta(\mathcal{S})$ space per machine and $O(n/\mathcal{S})$ machines where $\mathcal{S} = n^\delta$ for any constant $\delta > 0$.*

Proof. We assume that p_1 and p_2 , and all coordinates of G have different x coordinates. If not, we can rotate all points by a random angle. We prove this theorem by a recursive algorithm very similar to Theorem 1.5. The idea the shortest cycle separating p_1 and p_2 will either pass through the boundary of a cutting-division, or will be completely contained in a single polygonal region of the cutting-division, say the i th region (i.e., it can contain the polygonal region containing p_1 as a hole, and have p_2 outside. In either case, if we glue together a redrawing of each region with redrawn regions containing p_1 and p_2 , treating them as holes so the topology of the graph doesn't change, then also compute an outside emulator of everything other than these three regions, and recurse on this other graph, we will find the shortest cycle.

Base Case. If $m \leq \mathcal{S}$ we can solve this problem on one machine in $O(n)$ time by the algorithm of Chang–Knuthgamer–Tan [CKT22].

Recursive Case. Let B be a sufficiently large bounding box that contains all of G with punctures at p_1 and p_2 . We construct a $(r^{1/5}, 1/r)$ -cutting-division Γ for $r = \mathcal{S}$ on (G, \emptyset, B) that splits the problem into polygonal embedded graphs $(G_1, \nabla(G_1), P_1), \dots, (G_k, \nabla(G_k), P_k)$ for $k = O(r^{1/5})$, and construct a redrawing $(H_i, \nabla(G_i), Q_i)$ and an ε' -emulator $(\bar{H}_i, \nabla(G_i), Q_i)$ for each $i = 1, \dots, k$ for $\varepsilon' = \varepsilon/C$ for a sufficiently large C .

We may assume that the cutting-division does not contain p_1 or p_2 as we assume that p_1 and p_2 have different x -coordinates. Let P_1 be the polygonal region containing p_1 , and let P_j be the polygonal region containing p_2 . Note that it is possible that $j = 1$. We will describe how we do this for one specific region $i > 1$ and $i \neq j$, we construct an outside emulator for $B \setminus (P_1 \cup P_j \cup P_i)$, from the ε' -emulators we already constructed. Let $(\bar{H}_i, \nabla(\bar{H}_i), B \setminus (P_1 \cup P_j \cup P_i))$ be the emulator. Now, we can glue together that emulator with the redrawn $(H_1, \nabla(G_1), Q_1)$, $(\bar{H}_i, \nabla(G_i), Q_i)$, and $(H_j, \nabla(G_j), Q_j)$ to get a single graph \bar{H} in a region Q' with three holes: one outside boundary, and one hole for each of p_1 and p_2 . Note that in Q' , the holes corresponding to p_1 and p_2 may become triangles in the redrawing, but have no boundary vertices. We can choose any vertex of the triangle p'_1 from the hole corresponding to p_1 and p'_2 from the hole corresponding to p_2 . Now we can recurse on the graph \bar{H} with p'_1 and p'_2 . For correctness of this algorithm, it is clear that a cycle that separate p'_1 and p'_2 in \bar{H} corresponds to a cycle that separates p_1 and p_2 in G .

\bar{H} has $O(m/r^{1/5})$ edges, we need to repeat this construction for each i , so we have $O(r^{1/5})$ such subproblems to solve. We can solve all these problems in parallel. The analysis of runtime is the same as for Theorem 1.5, but we will describe it here for completeness. Let $T_{\text{mincut}}(m)$ denote the number of rounds to find the shortest p_1 and p_2 separating cycle in a graph with m edges. Then the runtime follows the recursion:

$$T_{\text{mincut}}(m) = T_{\text{emu}}(m/\mathcal{S}^{1/5}) + T_{\text{emu}}(\tilde{O}(m/\mathcal{S}^{2/5})) + T_{\text{draw}}(m/\mathcal{S}^{2/5}) + T_{\text{mincut}}(m/\mathcal{S}^{1/5}) + O(1)$$

As $\mathcal{S} = n^\delta = \Theta(m^\delta)$, $T_{\text{emu}}(m) = O(1)$ and $T_{\text{draw}} = O(1)$, so this solves to $T_{\text{mincut}} = O(1)$. \square

6 Open questions

We believe that the new techniques developed in this work will be relevant to future research on geometric problems in MPC, which is an area where many fundamental questions remain relatively unexplored. We list some of these open questions:

1. **(EMST in higher dimensions).** Our work implies that two-dimensional Euclidean MST can be solved in $O(1)$ rounds in the MPC model in the fully scalable regime. It is a challenging open question to extend this result to higher dimensions. For the case where the dimension is a constant $d = O(1)$, Andoni, Nikolov, Onak, and Yaroslavtsev [ANOY14] designed an $O(1)$ -round algorithm for $(1 + \varepsilon)$ -approximation of Euclidean MST. Is it possible to solve Euclidean MST exactly for the case where $d \geq 3$ in $O(1)$ rounds?
2. **(Approximate Diameter and Radius).** For a planar embedded graph G with n vertices and m edges, we use $O(n^2)$ total space for computing a $(1 + \varepsilon)$ -approximate diameter and radius in $O(1)$ rounds with our algorithm for APSP. On the other hand with $O(n)$ total space we can compute a $(2 + \varepsilon)$ -approximate diameter and radius in $O(1)$ rounds with our algorithm for SSSP. Does there exist an $O(1)$ round algorithm for computing $(1 + \varepsilon)$ -approximate diameter or radius using $O(n)$ total space? In the sequential setting, it was shown that a $(1 + \varepsilon)$ -approximate diameter can be computed in $O(n)$ time by a sequence of results: [WY16, Cab19,

CS19, CKT22]. However, all sequential results on this line of results require shortest path separators, rather than the cycle separators used for divisions, so it is not clear how we can use these in our framework.

3. **(Exact solutions to distance based problems).** For embedded planar graphs, all our algorithms for computing distances, cuts, and flows are $(1 + \varepsilon)$ -approximation, due to the use of ε -emulator. It is unknown whether it is possible to improve these results to obtain exact solutions, without any approximation errors. This is likely a difficult open problem, as all existing results on exact distance computation in parallel, distributed, and semi-streaming models require polynomial round complexity or pass complexity [CFCHT20, CHDKL19]. For exact distance computation, what advantages do we obtain from restricting ourselves to the case of embedded planar graphs or to the case where the distances are given by the actual distances between the points in Euclidean space?
4. **(Geometric intersection graphs).** There are extensions of the planar separator theorem to some types of *geometric intersection graphs*, including the well-studied *unit-disc graphs* [dBBKB⁺20, dBKBM22]. These extensions were used to design sequential algorithms that have matching conditional lower bounds [dBBKB⁺20]. Is it possible to utilize the techniques developed in [dBBKB⁺20, dBKBM22] to obtain improved parallel and distributed algorithms for some classes of geometric intersection graphs?
5. **(Planarity testing and graph drawing).** All our planar graph algorithms assume that an embedding of the input planar graph G is given. What are the round complexities of planarity testing and drawing a planar graph? Essentially nothing is known about these problems in the MPC model. In the related CONGEST model of distributed computing, it is known that a combinatorial embedding of a planar network can be computed in near-diameter rounds $O(D \log n)$ [GH16a], and after a combinatorial embedding is given, a polyline planar drawing with at most three bends per edge can be computed in $O(D)$ rounds [Sed22]. It is unlikely that a straight-line drawing of a planar graph can be computed in $o(\log n)$ rounds in the MPC model with strongly sublinear memory per machine, since such an $o(\log n)$ -round algorithm, combined with our algorithms in this paper, would refute the 1-vs-2-cycles conjecture. Nanongkai and Scquizzato [NS22] showed that if the planarity testing problem can be solved in $o(\log n)$ rounds, then the 1-vs-2 cycle conjecture would also be refuted.
6. **(Deterministic MPC algorithm for cuttings).** The only randomized component of our framework⁴ is the computation of $(1/r)$ -cuttings. Can cuttings be constructed deterministically in the fully scalable MPC model? Deterministic constructions of cuttings have been known since the 90s by a result of Chazelle [Cha93], so it seems likely this is possible.

Acknowledgements

We thank Sarel Har-Peled for suggesting the sublinear time algorithm for constructing cuttings and thank Timothy M. Chan, Jeff Erickson, and Jack Spalding-Jamieson for helpful discussions.

⁴We also use randomization in some simplifying arguments, e.g., assuming points don't have the same x -coordinate, but such degeneracies can be carefully handled.

Appendix

A Proof of sublinear time algorithm for constructing cuttings

The algorithm and the underlying ideas presented in this section are standard and are derived from classical randomized techniques in computational geometry. The key idea is that a sample of a set well approximates the original set, so we can sample a small set of edges and run an efficient algorithm to compute an optimal cutting on the sample.

We assume that the reader is familiar with the idea of ε -nets. Consider a range space (X, \mathcal{R}) of VC dimension d . In particular, we are interested in X being line segments and \mathcal{R} being the set of trapezoidal ranges, which has VC dimension $O(1)$. Let S be a finite subset of X and let R be a subset of S . For a range $H \in \mathcal{R}$, let $H \cap S$ denote the set of line segments of S intersecting H . Then we define the following two quantities for each range $H \in \mathcal{R}$.

$$\text{The measure of } H, m(H) = \frac{|H \cap S|}{|S|}. \quad \text{The estimate of } H \text{ by } R, s_R(H) = \frac{|H \cap R|}{|R|}$$

Definition A.1. A subset $R \subseteq S$ is a relative (p, ε) -approximation if for each range $H \in \mathcal{R}$:

1. If $m(H) \geq p$, then $(1 - \varepsilon)m(H) \leq s_R(H) \leq (1 + \varepsilon)m(H)$.
2. If $m(H) < p$, then $s_R(H) \leq (1 + \varepsilon)p$.

The following theorem shows that random samples of relatively small sizes are relative (p, ε) -approximations.

Theorem A.2 (Theorem 7.17 of [Hp11]). A sample R of size $O(\varepsilon^{-2}p^{-1}(d \log p^{-1} + \log \delta^{-1}))$ is a relative (p, ε) -approximation with probability at least $1 - \delta$.

This directly implies a sublinear time algorithm for cuttings.

Theorem 3.1 (Sublinear time $(1/r)$ -cuttings of size $O(r)$). Let S be a set of n non-crossing line segments and $0 < \delta < 1$. Let $R \subseteq S$ be a random sample of size $m = O(r(\log r + \log \delta^{-1}))$. Then there exists a randomized algorithm that takes as input the sample R , constructs a $(1/r)$ -cutting of S of size $O(r)$ in time $O(m \log r)$ and succeeds with probability at least $1 - \delta$. In particular, a $(1/r)$ -cutting of S of size $O(r)$ can be constructed from a sample of size $O(r \log n)$ in $O(r \log n \log r)$ time with high probability.

Proof. Let Δ denote the set of all trapezoids in the plane. Trapezoids have VC-dimension $O(1)$. For a set S of n non-crossing line segments, a sample $R \subseteq S$ of size $m = O(r(\log r + \log \delta^{-1}))$ is a $(1/(2r), 1/2)$ -relative approximation with probability at least $1 - \delta$. Applying Theorem 2.4 we can construct a $(1/(2r))$ -cutting Ξ of R of size $O(r)$ in $O(m \log r)$ time. Consider a trapezoid $\sigma \in \Xi$, it must intersect at most $O(\log r + \log \delta^{-1})$ edges of R by the definition of a cutting, so $s_R(\sigma) \leq 1/(2r)$. Now let us consider if $m(\sigma) \geq 1/(2r)$. Since R is a $(1/(2r), 1/2)$ -approximation of (S, Δ) and $\sigma \in \Delta$, we know that $1/2m(\sigma) \leq s_R(\sigma)$, so $m(\sigma) \leq 2s_R(\sigma) \leq 1/r$. Thus we conclude that Ξ is a $(1/r)$ -cutting of S with probability at least $1 - \delta$. \square

References

- [AJ20] Sharareh Alipour and Amir Jafari. A local constant approximation factor algorithm for minimum dominating set of certain planar graphs. In *Proceedings of the 32nd ACM Symposium on Parallelism in Algorithms and Architectures (SPAA)*, pages 501–502, 2020.
- [ANOY14] Alexandr Andoni, Aleksandar Nikolov, Krzysztof Onak, and Grigory Yaroslavtsev. Parallel algorithms for geometric graph problems. In *Proceedings of the forty-sixth annual ACM symposium on Theory of computing (STOC)*, pages 574–583, 2014.
- [ASS⁺18] Alexandr Andoni, Clifford Stein, Zhao Song, Zhengyu Wang, and Peilin Zhong. Parallel graph connectivity in log diameter rounds. In *Proceedings 59th IEEE Symposium on Foundations of Computer Science (FOCS)*, pages 674–685, 2018.
- [ASZ19] Alexandr Andoni, Clifford Stein, and Peilin Zhong. Log diameter rounds algorithms for 2-vertex and 2-edge connectivity. In Christel Baier, Ioannis Chatzigiannakis, Paola Flocchini, and Stefano Leonardi, editors, *46th International Colloquium on Automata, Languages, and Programming, ICALP 2019, July 9-12, 2019, Patras, Greece*, volume 132 of *LIPIcs*, pages 14:1–14:16. Schloss Dagstuhl - Leibniz-Zentrum für Informatik, 2019.
- [BCGW21] Marthe Bonamy, Linda Cook, Carla Groenland, and Alexandra Wesolek. A Tight Local Algorithm for the Minimum Dominating Set Problem in Outerplanar Graphs. In Seth Gilbert, editor, *35th International Symposium on Distributed Computing (DISC 2021)*, volume 209 of *Leibniz International Proceedings in Informatics (LIPIcs)*, pages 13:1–13:18, Dagstuhl, Germany, 2021. Schloss Dagstuhl – Leibniz-Zentrum für Informatik.
- [BDE⁺19] Soheil Behnezhad, Laxman Dhulipala, Hossein Esfandiari, Jakub Lacki, and Vahab Mirrokni. Near-optimal massively parallel graph connectivity. In *2019 IEEE 60th Annual Symposium on Foundations of Computer Science (FOCS)*, pages 1615–1636. IEEE, 2019.
- [BFKL21] Ruben Becker, Sebastian Forster, Andreas Karrenbauer, and Christoph Lenzen. Near-optimal approximate shortest paths and transshipment in distributed and streaming models. *SIAM Journal on Computing*, 50(3):815–856, 2021.
- [BKS13] Paul Beame, Paraschos Koutris, and Dan Suciu. Communication steps for parallel query processing. In *Proceedings of the 32Nd ACM SIGMOD-SIGACT-SIGAI Symposium on Principles of Database Systems (PODS)*, pages 273–284, 2013.
- [BLM⁺23] Alkida Balliu, Rustam Latypov, Yannic Maus, Dennis Olivetti, and Jara Uitto. Optimal deterministic massively parallel connectivity on forests. In *Proceedings of the 2023 Annual ACM-SIAM Symposium on Discrete Algorithms (SODA)*, pages 2589–2631. SIAM, 2023.
- [BSW97] Mark Babikov, Diane L. Souvaine, and Rephael Wenger. Constructing piecewise linear homeomorphisms of polygons with holes. In *Proceedings of the 9th Canadian*

Conference on Computational Geometry, Kingston, Ontario, Canada, August 11-14, 1997, 1997.

- [Cab19] Sergio Cabello. Subquadratic algorithms for the diameter and the sum of pairwise distances in planar graphs. *ACM Trans. Algorithms*, 15(2):21:1–21:38, 2019.
- [CC22] Sam Coy and Artur Czumaj. Deterministic massively parallel connectivity. In *Proceedings of the 54th Annual ACM SIGACT Symposium on Theory of Computing*, pages 162–175, 2022.
- [CDP21a] Artur Czumaj, Peter Davies, and Merav Parter. Component stability in low-space massively parallel computation. In *Proceedings of the 2021 ACM Symposium on Principles of Distributed Computing PODC*, pages 481–491, 2021.
- [CDP21b] Artur Czumaj, Peter Davies, and Merav Parter. Graph sparsification for derandomizing massively parallel computation with low space. *ACM Transactions on Algorithms (TALG)*, 17(2):1–27, 2021.
- [CDP21c] Artur Czumaj, Peter Davies, and Merav Parter. Simple, deterministic, constant-round coloring in congested clique and MPC. *SIAM journal on computing*, 50(5):1603–1626, 2021.
- [CEGS94] Bernard Chazelle, Herbert Edelsbrunner, Leonidas J. Guibas, and Micha Sharir. Algorithms for bichromatic line-segment problems polyhedral terrains. *Algorithmica*, 11(2):116–132, 1994.
- [CFCHT20] Yi-Jun Chang, Martín Farach-Colton, Tsan-Sheng Hsu, and Meng-Tsung Tsai. Streaming Complexity of Spanning Tree Computation. In Christophe Paul and Markus Bläser, editors, *37th International Symposium on Theoretical Aspects of Computer Science (STACS)*, volume 154 of *Leibniz International Proceedings in Informatics (LIPIcs)*, pages 34:1–34:19, Dagstuhl, Germany, 2020. Schloss Dagstuhl–Leibniz-Zentrum für Informatik.
- [CFG⁺19] Yi-Jun Chang, Manuela Fischer, Mohsen Ghaffari, Jara Uitto, and Yufan Zheng. The complexity of $(\Delta + 1)$ coloring in congested clique, massively parallel computation, and centralized local computation. In *Proceedings of the 2019 ACM Symposium on Principles of Distributed Computing (PODC)*, pages 471–480, 2019.
- [Cha93] Bernard Chazelle. Cutting hyperplanes for divide-and-conquer. *Discret. Comput. Geom.*, 9:145–158, 1993.
- [CHDKL19] Keren Censor-Hillel, Michal Dory, Janne H Korhonen, and Dean Leitersdorf. Fast approximate shortest paths in the congested clique. In *Proceedings of the 2019 ACM Symposium on Principles of Distributed Computing (PODC)*, pages 74–83, 2019.
- [CKT22] Hsien-Chih Chang, Robert Krauthgamer, and Zihan Tan. Almost-linear ϵ -emulators for planar graphs. In Stefano Leonardi and Anupam Gupta, editors, *STOC '22: 54th Annual ACM SIGACT Symposium on Theory of Computing, Rome, Italy, June 20 - 24, 2022*, pages 1311–1324. ACM, 2022.

- [CLM⁺18] Artur Czumaj, Jakub Łącki, Aleksander Mądry, Slobodan Mitrović, Krzysztof Onak, and Piotr Sankowski. Round compression for parallel matching algorithms. In *Proceedings of the 50th Annual ACM SIGACT Symposium on Theory of Computing (STOC)*, pages 471–484, 2018.
- [CS89] Kenneth L. Clarkson and Peter W. Shor. Application of random sampling in computational geometry, II. *Discret. Comput. Geom.*, 4:387–421, 1989.
- [CS19] Timothy M. Chan and Dimitrios Skrepetos. Faster approximate diameter and distance oracles in planar graphs. *Algorithmica*, 81(8):3075–3098, 2019.
- [dBBKB⁺20] Mark de Berg, Hans L. Bodlaender, Sándor Kisfaludi-Bak, Dániel Marx, and Tom C. van der Zanden. A framework for exponential-time-hypothesis-tight algorithms and lower bounds in geometric intersection graphs. *SIAM Journal on Computing*, 49(6):1291–1331, 2020.
- [dBKBM22] Mark de Berg, Sándor Kisfaludi-Bak, Morteza Monemizadeh, and Leonidas Theodorou. Clique-based separators for geometric intersection graphs. *Algorithmica*, pages 1–27, 2022.
- [dBS95] Mark de Berg and Otfried Schwarzkopf. Cuttings and applications. *Int. J. Comput. Geom. Appl.*, 5(4):343–355, 1995.
- [DDK⁺20] Laxman Dhulipala, David Durfee, Janardhan Kulkarni, Richard Peng, Saurabh Sawlani, and Xiaorui Sun. Parallel batch-dynamic graphs: Algorithms and lower bounds. In *Proceedings of the Fourteenth Annual ACM-SIAM Symposium on Discrete Algorithms (SODA)*, pages 1300–1319. SIAM, 2020.
- [DG04] Jeffrey Dean and Sanjay Ghemawat. MapReduce: Simplified data processing on large clusters. In *Proceedings of the 6th Conference on Symposium on Operating Systems Design & Implementation (OSDI)*, pages 10–10, Berkeley, CA, USA, 2004. USENIX Association.
- [EMMZ22] Alessandro Epasto, Mohammad Mahdian, Vahab S. Mirrokni, and Peilin Zhong. Massively parallel and dynamic algorithms for minimum size clustering. In Joseph (Seffi) Naor and Niv Buchbinder, editors, *Proceedings of the 2022 ACM-SIAM Symposium on Discrete Algorithms, SODA 2022, Virtual Conference / Alexandria, VA, USA, January 9 - 12, 2022*, pages 1613–1660. SIAM, 2022.
- [Fre87] Greg N. Frederickson. Fast algorithms for shortest paths in planar graphs, with applications. *SIAM J. Comput.*, 16(6):1004–1022, 1987.
- [GGJ20] Mohsen Ghaffari, Christoph Grunau, and Ce Jin. Improved MPC algorithms for MIS, matching, and coloring on trees and beyond. In *34th International Symposium on Distributed Computing (DISC 2020)*, volume 179, page 34. Schloss Dagstuhl-Leibniz-Zentrum für Informatik, 2020.
- [GGK⁺18] Mohsen Ghaffari, Themis Gouleakis, Christian Konrad, Slobodan Mitrović, and Ronitt Rubinfeld. Improved massively parallel computation algorithms for mis,

- matching, and vertex cover. In *Proceedings of the 2018 ACM Symposium on Principles of Distributed Computing (PODC)*, pages 129–138, 2018.
- [GH16a] Mohsen Ghaffari and Bernhard Haeupler. Distributed algorithms for planar networks I: Planar embedding. In *Proceedings of the 2016 ACM Symposium on Principles of Distributed Computing (PODC)*, pages 29–38, 2016.
- [GH16b] Mohsen Ghaffari and Bernhard Haeupler. Distributed algorithms for planar networks II: Low-congestion shortcuts, MST, and min-cut. In *Proceedings 27th Annual ACM-SIAM Symposium on Discrete Algorithms (SODA)*, pages 202–219, 2016.
- [GKU19] Mohsen Ghaffari, Fabian Kuhn, and Jara Uitto. Conditional hardness results for massively parallel computation from distributed lower bounds. In *2019 IEEE 60th Annual Symposium on Foundations of Computer Science (FOCS)*, pages 1650–1663. IEEE, 2019.
- [GN18] Mohsen Ghaffari and Krzysztof Nowicki. Congested clique algorithms for the minimum cut problem. In *Proceedings of the 2018 ACM Symposium on Principles of Distributed Computing*, pages 357–366, 2018.
- [GN20] Mohsen Ghaffari and Krzysztof Nowicki. Massively parallel algorithms for minimum cut. In *Proceedings of the 39th Symposium on Principles of Distributed Computing*, pages 119–128, 2020.
- [GP17] Mohsen Ghaffari and Merav Parter. Near-optimal distributed DFS in planar graphs. In *31st International Symposium on Distributed Computing (DISC 2017)*. Schloss Dagstuhl-Leibniz-Zentrum fuer Informatik, 2017.
- [GSZ11] Michael T Goodrich, Nodari Sitchinava, and Qin Zhang. Sorting, searching, and simulation in the mapreduce framework. In *Algorithms and Computation: 22nd International Symposium (ISAAC)*, volume 7074, page 374. Springer Science & Business Media, 2011.
- [GU19] Mohsen Ghaffari and Jara Uitto. Sparsifying distributed algorithms with ramifications in massively parallel computation and centralized local computation. In Timothy M. Chan, editor, *Proceedings of the Thirtieth Annual ACM-SIAM Symposium on Discrete Algorithms, SODA 2019, San Diego, California, USA, January 6-9, 2019*, pages 1636–1653. SIAM, 2019.
- [HKN19] Monika Henzinger, Sebastian Krinninger, and Danupon Nanongkai. A deterministic almost-tight distributed algorithm for approximating single-source shortest paths. *SIAM Journal on Computing*, 50(3):STOC16–98–STOC16–137, 2019.
- [Hp11] Sariel Har-peled. *Geometric Approximation Algorithms*. American Mathematical Society, USA, 2011.
- [HT23] Jacob Holm and Jakub Tětek. Massively parallel computation on embedded planar graphs. In Nikhil Bansal and Viswanath Nagarajan, editors, *Proceedings of the 2023 ACM-SIAM Symposium on Discrete Algorithms, SODA 2023, Florence, Italy, January 22-25, 2023*, pages 4373–4408. SIAM, 2023.

- [HW87] David Haussler and Emo Welzl. epsilon-nets and simplex range queries. *Discret. Comput. Geom.*, 2:127–151, 1987.
- [IMS17] Sungjin Im, Benjamin Moseley, and Xiaorui Sun. Efficient massively parallel methods for dynamic programming. In *Proceedings of the 49th Annual ACM SIGACT Symposium on Theory of Computing (STOC)*, pages 798–811, 2017.
- [Kir83] David G. Kirkpatrick. Optimal search in planar subdivisions. *SIAM J. Comput.*, 12(1):28–35, 1983.
- [KLM⁺14] Raimondas Kiveris, Silvio Lattanzi, Vahab Mirrokni, Vibhor Rastogi, and Sergei Vassilvitskii. Connected components in mapreduce and beyond. In *Proceedings of the ACM Symposium on Cloud Computing*, pages 1–13, 2014.
- [KMS13] Philip N. Klein, Shay Mozes, and Christian Sommer. Structured recursive separator decompositions for planar graphs in linear time. In Dan Boneh, Tim Roughgarden, and Joan Feigenbaum, editors, *Symposium on Theory of Computing Conference, STOC’13, Palo Alto, CA, USA, June 1-4, 2013*, pages 505–514. ACM, 2013.
- [KSV10] Howard J. Karloff, Siddharth Suri, and Sergei Vassilvitskii. A model of computation for mapreduce. In Moses Charikar, editor, *Proceedings of the Twenty-First Annual ACM-SIAM Symposium on Discrete Algorithms, SODA 2010, Austin, Texas, USA, January 17-19, 2010*, pages 938–948. SIAM, 2010.
- [LMR21] Reut Levi, Moti Medina, and Dana Ron. Property testing of planarity in the congest model. *Distributed Computing*, 34(1):15–32, 2021.
- [LP19] Jason Li and Merav Parter. Planar diameter via metric compression. In *Proceedings of the 51st Annual ACM SIGACT Symposium on Theory of Computing (STOC)*, pages 152–163, 2019.
- [LPW13] Christoph Lenzen, Yvonne-Anne Pignolet, and Roger Wattenhofer. Distributed minimum dominating set approximations in restricted families of graphs. *Distributed computing*, 26(2):119–137, 2013.
- [NS22] Danupon Nanongkai and Michele Scquizzato. Equivalence classes and conditional hardness in massively parallel computations. *Distributed computing*, 35(2):165–183, 2022.
- [Par20] Merav Parter. Distributed planar reachability in nearly optimal time. In *34th International Symposium on Distributed Computing (DISC 2020)*. Schloss Dagstuhl-Leibniz-Zentrum für Informatik, 2020.
- [RMCS13] Vibhor Rastogi, Ashwin Machanavajjhala, Laukik Chitnis, and Anish Das Sarma. Finding connected components in map-reduce in logarithmic rounds. In *2013 IEEE 29th International Conference on Data Engineering (ICDE)*, pages 50–61. IEEE, 2013.
- [RVW18] Tim Roughgarden, Sergei Vassilvitskii, and Joshua R Wang. Shuffles and circuits (on lower bounds for modern parallel computation). *Journal of the ACM (JACM)*, 65(6):1–24, 2018.

- [Sch89] Walter Schnyder. Planar graphs and poset dimension. *Order*, 5:323–343, 1989.
- [Sch90] Walter Schnyder. Embedding planar graphs on the grid. In David S. Johnson, editor, *Proceedings of the First Annual ACM-SIAM Symposium on Discrete Algorithms, 22-24 January 1990, San Francisco, California, USA*, pages 138–148. SIAM, 1990.
- [Sed22] Hannes Sederholm. Distributed Drawing of Planar Graphs in the CONGEST model. Master’s thesis, Aalto University. School of Science, 2022.
- [Tut63] William Thomas Tutte. How to draw a graph. *Proceedings of the London Mathematical Society*, 3(1):743–767, 1963.
- [WY16] Oren Weimann and Raphael Yuster. Approximating the diameter of planar graphs in near linear time. *ACM Trans. Algorithms*, 12(1):12:1–12:13, 2016.