

A Review on Car-Following Model

Tianya T. Zhang, Ph.D., Peter J. Jin, Ph.D., Alexandre Bayen, Ph.D. and Benedetto Piccoli, Ph.D.

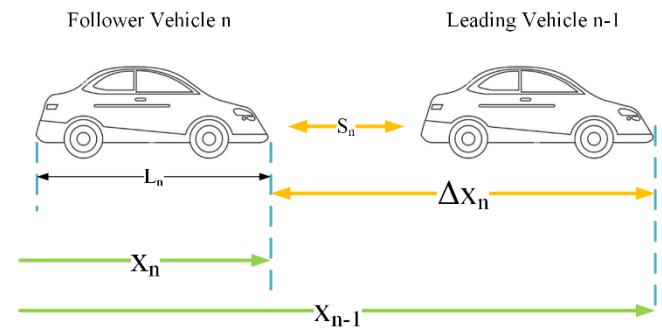
Abstract— The car-following (CF) model is the core component for traffic simulations and has been built-in in many production vehicles with Advanced Driving Assistance Systems (ADAS). Research of CF behavior allows us to identify the sources of different macro phenomena induced by the basic process of pairwise vehicle interaction. The CF and control model methodology encompasses various fields, such as traffic engineering, physics, dynamic system control, cognitive science, machine learning, and reinforcement learning. This paper provides a comprehensive survey to highlight differences, complementarities and overlaps among various types of microscopic car-following models according to their underlying logic and principles. From the theory-based kinematic model, stimulus-response model, and cruise control model to data-driven Behavior Cloning (BC) and Imitation Learning (IL), we reviewed representative algorithms and outlined their strengths and limitations and identified the applications for different models. This review categorizes CF models that are conceptualized in varying principles and summarizes the vast literature with a holistic framework.

Index Terms— Car-Following Behavior, Cruise Control, Microscopic Traffic Models

I. INTRODUCTION

TO furnish a complete explanation of traffic flow dynamics, vehicles on the road are studied as a whole - not merely as isolated particles. Car-following (CF) is perhaps the most fundamental driving behavior that forcefully constrains the ego-vehicle from adopting a specific pattern in the presence of other vehicles. Since the 1950s or even earlier, many researchers have focused on CF modeling and applied such models to the simulation of Human Driver Vehicles (HDVs) to investigate micro- and macro-traffic phenomena [1-2]. Due to the expansion of autonomy and connectivity in the transportation system, connected and automated vehicle (CAV) technology has escalated the hype for car-following research. Autonomous Vehicles (AVs) with different parameter settings or objective functions become a new source of variety and will add more complexities to the existing roadway systems. Vehicle-to-Everything (V2X) is a critical component of cooperative intelligent transportation systems (ITS) and can significantly improve traffic flow, safety, and equity. With shared information, it's of great interest and importance to study how Connected Vehicles (CV) could change the throughput and reduce bottlenecks. The heterogeneity of vehicle types and driver behaviors gives rise to various challenges for traffic

operation, which need to be comprehensively analyzed before we upgrade infrastructure or adopt a new control strategy. Car following models become a powerful tool to address the challenges mentioned above and answer those critical questions in the upcoming decades of the connected system and self-driving technology. Car following model has been re-discovered by researchers from various disciplines, including Traffic Engineering, Applied Math, Physics, and Computer & Electronic Engineering, thus leading to perplexities in terms of categorization. Furthermore, researchers from different fields often focus on different types of outcomes with different conceptualizations.



Vehicle Speed (mph): V_n Space Gap (ft): S_n Headway (sec/veh): $1/q$
Spacing (ft/veh): $\Delta X_n = 1/\rho$ Time Gap (sec) ρ : density q : flow rate

Fig. 1. Car-Following and Microscopic Traffic Properties

Car following behavior and longitudinal control models have been studied for decades, and numerous models have been developed to shed light on this fundamental driving conduct.

Existing literature reviews [3-10] have significant limitations. For example, a frequently cited paper [3] did not consider Intelligent Driver Model (IDM) and Cruise Control models. Other literature reviews [8,9] are limited to theory-based models, inadequate to reflect the state-of-the-art. The unsatisfactory categorization and outdated scope of survey necessitate a more effective catalog for model classification. This paper classifies existing car-following models by

T. Zhang is a Research Professor at University of Tennessee, Chattanooga, TN 37408 USA

P. J. Jin, is an associate professor at Civil and Environmental Engineering Department in Rutgers University, Piscataway, NJ 08854 USA.

A. Bayen is the Associate Provost for Moffett Field Program Development at UC Berkeley, and the Liao-Cho Professor of Engineering at UC Berkeley.

B. Piccoli is Joseph and Loretta Lopez Chair Professor of Mathematics Department of Mathematical Sciences.

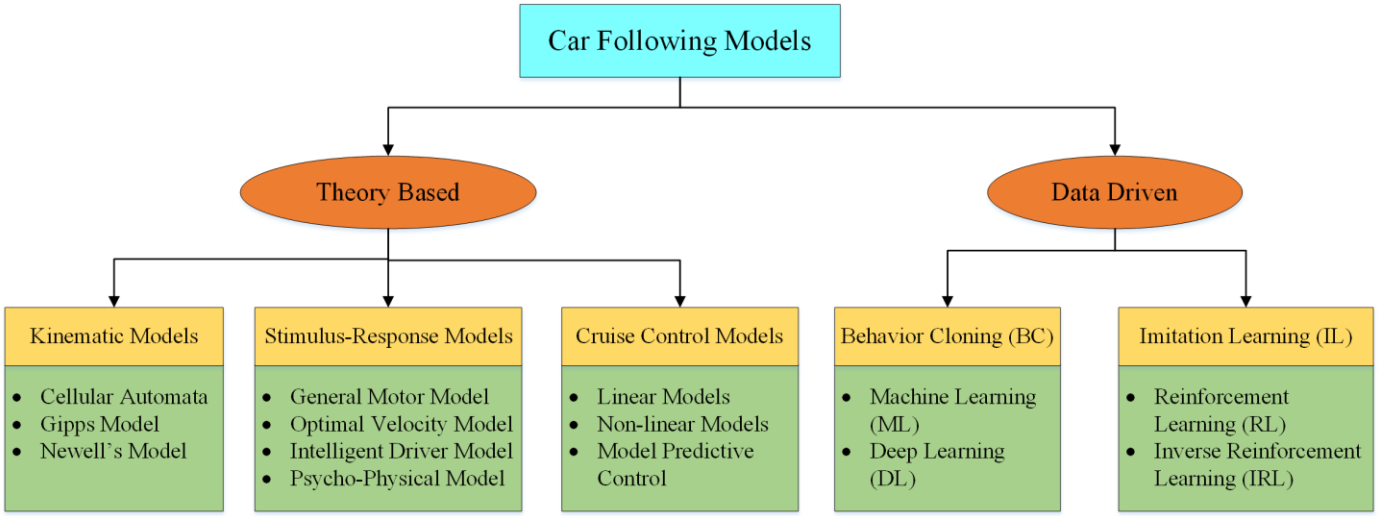


Fig. 2. Proposed Taxonomy of Car Following Models

proposing a new taxonomy according to the underlying logic and theoretical principle (see Figure 2).

II. THEORY-BASED MODELS

Theory-based or Principled car following models are often classified as first-order and second-order models based on input-output of the system. For first-order models, the given input is the vehicles' positions as the system states and obtain vehicle velocities from positions, which can produce shockwaves but ignored the variations in driving behavior. Second-order models prescribe accelerations that are needed to produce instabilities and traveling waves caused by the driver's behaviors. Generic car following dynamics can be expressed as:

$$\dot{x}_n(t) = v_n(t) \quad (1)$$

$$\ddot{x}_n(t) = f(\Delta x_n(t), \Delta v_n(t), v_n(t)) \quad (2)$$

Considering the design principles from different disciplines, three main types of models are reviewed in this section, including kinematic models, stimulus-response models, and cruise control models.

A. Kinematic Models

The kinematic model is one of the oldest car-following models that analyzes traffic as a continuous stream with changing density. Kinetic car-following models are a type of mesoscopic approach that captures the behavior of drivers wanting to maintain a certain distance while driving at a constant speed. This distance is assumed to be proportional to the speed of the individual, formulated as a series of differential equations that are similar to those of the kinematic wave model. Unlike the stimulus-response models, Kinematic models use the basic dynamic wave theory to reason the relationship between the leading vehicle and the following vehicle and assume each driver-vehicle like an automated particle or automaton. Herrey and Herrey [11] proposed the concept of influence space considering the minimum safety distance and

used the time-space diagram from field data to verify their hypothesis. Following rules suggested in California Motor Vehicle Code, Pipes [12] proposed a minimum safety distance headway model by analyzing the longitudinal movements of vehicles. Herman et al. [13] relate ac/deceleration, speed, and spacing to the law of motion. The advantage of these models is that parameters usually have a descriptive physical meaning. The parameters used in point-mass Kinematic models have no apparent connection with identifiable characteristics of the driver or vehicle.

1) Gipps' Model

Kometani and Sasaki [14] attempted to seek a safe avoidance model for car-following behavior when the leading vehicle acts unpredictably. This model was not based on the stimulus-response mechanism other than using the basic Newtonian equations of motion to pursue a safe distance between the leading and following vehicles. Gipps [15] developed a more advanced version of these explicit physics-based car-following models, assuming that a driver adapts his speed in order to smoothly and safely proceed behind his leader [16-17]. Gipps put two constraints on the CF behavior: the vehicle will not exceed the driver's desired speed or a vehicle-specific free-flow speed, and the following driver selects a speed that can bring his vehicle to a safe stop. In addition, while the follower vehicle decelerates, a safety margin should be added to the driver's reaction time. The formulation is shown as follows:

$$v_n(t + \tau) = \min \left\{ v_n(t) + 2.5a_n\tau(1 - v_n(t)/V_n)(0.025 + v_n(t)/V_n)^{1/2}, \right. \\ \left. b_n\tau + \sqrt{(b_n^2\tau^2 - b_n[2[x_{n-1}(t) - s_{n-1} - x_n(t)] - v_n(t)\tau - v_{n-1}(t)^2/\hat{b}])} \right\} \quad (3)$$

In the formulation, a_n is the maximum acceleration, b_n is the most severe braking, V_n is the speed at which the driver of vehicle n wishes to travel, \hat{b} is the estimate of b_{n-1} . Gipps did not offer the calibration of this model. However, much traffic

simulation software used this model to mimic microscopic traffic flow because of its explicit physic meaning. Some study showed that Gipps model also allows for reproducing the Phantom Traffic Jam although the model is formulated as first-order category [18]

2) Newell's Model

Newell [19] proposed a simple CF model for a homogeneous highway traffic flow. In this model, the time-space trajectory of the n th vehicle is essentially the same as the $(n - 1)$ th vehicle except for a translation in space and in time. This was a very simple rule for car following behavior compared with other models; however, it is much more accurate than many of them. Newell's Model is defined as:

$$x_n(t + \tau_n) = x_{n-1}(t) - d_n \quad (4)$$

Where, $x_n(t)$ is a piecewise linear trajectory of vehicle n , which will be a simple translation of piecewise linear $x_{n-1}(t)$ by a distance d_n and a time τ_n . This model implies that drivers can manage to adjust the distance to the preceding vehicle at the same velocity, which can meet both safety and comfort requirements.

3) Cellular Automata

Cellular automata models were first introduced in the study [20], which is defined by a one-dimensional string of cells that have two states (occupied and empty). The cell updating policy is known as Rule 184. Rule 184 can also be expressed as a particle-based updating rule, described as:

$$v_\alpha(t + 1) = \begin{cases} 1, & \text{if } x_{\alpha-1}(t) - x_\alpha(t) > 1 \\ 0 & \text{otherwise} \end{cases} \quad (5)$$

$$x_\alpha(t + 1) = x_\alpha(t) + v_\alpha(t + 1) \quad (6)$$

Where α is the vehicle index. x_α is the location of the vehicle α , v_α is the speed of vehicle α .

The most popular and simplest Cellular Automata (CA) model is Nagel-Schreckenberg Model (NSM). The NSM model can only update speed and acceleration on multiples of $7.5m/s$ and $7.5m/s^2$ due to the coarse discretization of space and time, one cell corresponds to effective vehicle length and one-time step under car-following mode. Some refined CA models include Barlovic Model, which considers the slow-to-start rule, and the KKW model proposed by Kerner, Klenov, and Wolf, which allows for smaller interval states. However, the stochastic nature of the KKW model could be unstable and lead to collisions. Daganzo [21] proved that the CA model matches a triangular fundamental diagram kinematic wave model and the CA model agrees with Newell's "lower order" car-following model. Tian et al. [22] developed a Two-state Safe-speed Model that can replicate the concave growth pattern of traffic oscillations and reproduce spatiotemporal patterns and phase transition of traffic flow.

B. Stimulus-Response Models

The Stimulus-Response models are based on the concept that the following vehicle adjusts acceleration (or deceleration) in response to the observation of the motion of the leading vehicle to maintain a desired speed and safety distance. The

TABLE I
STRENGTHS AND LIMITATIONS OF KINEMATIC MODEL

	Strength	Limitation
Cellular Automata	<ol style="list-style-type: none"> 1. Scalability: CA models are computationally efficient, requiring less processing power compared to other car-following models, which makes them suitable for large-scale traffic simulations. 2. Flexibility: CA models can be easily adapted to include different rules or parameters, making them versatile in representing various traffic scenarios. 	<ol style="list-style-type: none"> 1. No identifiable driver characteristics: First-order kinematic models often do not capture the variability in individual driver behavior, as they usually do not have parameters that can be directly linked to specific driver characteristics. 2. Discretization: CA models use discrete time and space, which may not accurately represent the continuous nature of real-world traffic flow, limiting the precision of their simulations.
Gipps Model	<ol style="list-style-type: none"> 1. Safety considerations: The Gipps Model takes into account safety constraints, including braking capabilities and the addition of a safety margin during deceleration, which can help prevent rear-end collisions. 2. Analytical tractability: The parameters used in the Gipps Model have explicit physical meanings, making the model analytically tractable compared to higher-order models. 	<ol style="list-style-type: none"> 1. Parameter sensitivity: The Gipps Model has several parameters that need to be calibrated for accurate representation of driver behavior, making it sensitive to parameter values. 2. Realism: Some properties of the Gipps Model and are unclear, such as the differences of most severe braking of the following vehicle wishes to undertake and the most severe braking that the following vehicle can undertake.
Newell' Model	<ol style="list-style-type: none"> 1. Simplicity: Newell's Model is simple and easy to understand, with a focus on the position and speed of vehicles, making it easy to implement and analyze. 2. Traffic wave simulation: Newell's Model can simulate traffic waves caused by traffic signals or other disturbances in the traffic flow, making it useful for understanding traffic congestion and flow patterns. 	<ol style="list-style-type: none"> 1. Limited Representations: Newell's Model simplifies the driving process as the uniform flow. This may lead to less accurate representations of real-world driving behavior.

stimulus-response models are widely used for analyzing factors that might affect the car-following process by formulating in different ways, such as adding stochastic factors from additional stimuli, variations in sensitivity parameters, and drivers' desired time gaps.

1) GM Model

GM model family is also known as GHR (Gazis-Herman-Rothery) model, which was first developed by Chandler et al. [23] and Herman et al. [24] at the General Motors research laboratory. GM model family is based on the stimulus-response process of humans, and they have evolved through five generations. The stimuli term can cause the response to be acceleration, deceleration or constant speed. The model formulation is shown as follows:

$$\frac{du_k(t+\Delta)}{dt} = \lambda[u_{k-1}(t) - u_k(t)] \quad (7)$$

λ denotes the sensitivity of the driver, Δ denotes the response time of the driver. The basic theory of this model is that the driver of the following vehicle responds to the velocity change of the leading vehicle by accelerating or decelerating his vehicle. Many researchers contributed to the development of the GM model, especially to the form of sensitivity λ . Gazis et al. [25] claimed the sensitivity λ was inversely proportional to the space headway. Gazis et al. [26] summarized a general form of sensitivity λ :

$$\lambda = \frac{a\dot{x}_{n+1}^m(t+T)}{[x_n(t) - x_{n+1}(t)]^l} \quad (8)$$

In the following years, researchers focused on calibrating the model to attain the value of m and l using traffic data. It was found that different data and different experiments offered a different combination of m and l with the same car following model [27 -29]. Various analyses contradict each other, which blocks the application of the GM model. Some researchers expanded the GM model to other directions. Bexelius [30] assumed that drivers traveling on the route focus on several vehicles ahead. From this opinion, he presented a "multi-following model." Some researchers focused their work on the asymmetrical characteristics of CF behavior. Treiterer and Myers [31] suggested that the car following model should distinguish the difference between acceleration and deceleration.

2) Optimal Velocity Model

Optimal Velocity (OV) Models are a set of models based on the assumption that each vehicle pursues a legal velocity, which depends on the following distance of the preceding vehicle. OV models are also ruled by the stimulus-response theory. The stimulus is the difference between the current and optimal velocity, and the response is also acceleration/braking, just as in GM models. Bando et al. [32] proposed the first Optimal Velocity Model as a dynamic model of traffic flow that induces traffic congestion. Each driver controls acceleration or deceleration to achieve an optimal velocity $V(\Delta x_n)$ according to headway distance Δx . The original formulation is expressed as follows:

$$\frac{dv_n}{dt} = a[V(\Delta x_n) - v_n] \quad (9)$$

In this model, $\Delta x_n = x_{n+1} - x_n$ denotes the distance headway between car $n + 1$ and car n at time t . a denotes the sensitivity constant of a driver. The author chose this function as the realistic function of legal velocity:

$$V(\Delta x) = \tanh(\Delta x - 2) + \tanh 2 \quad (10)$$

In this case, the following vehicle accelerates gradually. It never passes the preceding vehicle, which can reflect the expected behavior, reproduce the congestion phenomena spontaneously, and remain stable [33]. To address the instance that if the leading car is much faster, the car will not brake, even if its headway is smaller than the safe distance. The optimal velocity function is revised as below:

$$V(\Delta x_n(t)) = \frac{v_{max}[\tanh(\Delta x_n(t) - h_c) + \tanh(h_c)]}{2} \quad (11)$$

However, the comparison with field data suggests that high acceleration and unrealistic deceleration appear in the OVM. Helbing and Tilch [34] deem the driver's behavior is not only given by the motivation to reach a certain desired velocity v_α^0 , but also by the motivation to keep a safe distance from other cars. So, their model determines the total acceleration of the following vehicle by both an acceleration force and repulsive interaction forces. A generalized force model is proposed, which is found to have some improvements when evaluated on field data. Nagatani [35] proposed lattice hydrodynamic model, combining the macroscopic hydrodynamic model the idea of the microscopic optimal velocity model. Lenz et al. [36] considered two or more nearest vehicles ahead in CF behavior, which led to a multi-vehicle CF model. However, based on the model built by [33], Jiang et al. [37] found that their model cannot describe the delay time and demonstrates unrealistic results of the kinematic wave speed at jam density. Therefore, they took both positive and negative velocity differences into account, which is called a full velocity difference (FVD) model.

Nakayama et al. [38] assume the driver should look back on travel and incorporate this effect into the Optimal Velocity Model. Coupled Map car-following model [39] was proposed by discretizing the OV model. Hasebe et al. [40] expanded their model to consider an arbitrary number of vehicles that precede or follow. Gong et al. [41] developed an asymmetric full-velocity difference, car-following model. Jin et al. [42] took into account the lateral separation characteristics between the followers and leaders on a single-lane highway based on the full optimal velocity model. Yu et al. [43] proposed a confined Full Velocity Difference (c-FVD) model that limits the accelerations or decelerations generated by the existing FVD models to a reasonable level. Chiarello et al. [44] superimposed the Follow-The-Lead (FTL) interactions and relaxation to build a traffic-dependent OVM. Their results show that OV interactions occur more frequently than FTL interactions when macroscopic description switches from the inhomogeneous Aw-Rascle-Zhang (ARZ) model to the Lighthill-Whitham-Richards (LWR) model. Shang et al [45] proposed an extension of an

extension model to the FVDM by considering a variation of common velocity microscopic car following model, asymmetric optimal velocity relative velocity model (AOVRV).

3) Intelligent Driver Model (IDM)

The Intelligent Driver Model (IDM) was proposed by Treiber et al. [46], which considers a complete and accident-free model derived from the first principles with a list of basic assumptions. IDM seems to be a reasonable basis for the Adaptive Cruise Control (ACC) system with a smooth transition between acceleration and deceleration behavior. For IDM models, the acceleration of driver i is described as a function of the distance $s_i(t)$, speed $v_i(t)$, and the relative speed $\Delta v_i(t)$ as below:

$$\frac{d}{dt} v_i = a \left(1 - \left(\frac{v_i(t)}{v_0} \right)^4 - \left(\frac{s^*(v_i, \Delta v_i)}{s_i} \right)^2 \right) \quad (12)$$

The acceleration term consists of a free acceleration term $a^{free} = a[1 - (\frac{v}{v_0})^4]$ and a braking interaction term $a^{int} = -a(\frac{s^*}{s})^2$.

The desired minimum gap s^* is given by:

$$s^*(v_i, \Delta v_i) = s_0 + Tv + \frac{v_i \Delta v}{2\sqrt{ab}} \quad (13)$$

Which is a summation of the minimum distance s_0 , safety distance depending on velocity v and time headway T . The last term $\frac{v_i \Delta v}{2\sqrt{ab}}$ is only active in non-stationary traffic flow conditions. When the following vehicle's speed is greater than the preceding vehicle, $\Delta v \geq 0$, this term is devised to stabilize the platoon vehicle in terms of velocity. Parameters from IDM have intuitive physical interpretation, which can be tuned to simulate gentle, average, or aggressive driving styles.

The Multi-anticipative IDM models [47] consider essential aspects of driver behaviors, including finite reaction times, estimation errors, and spatial and temporal anticipation. Kesting et al. [48] enhanced the IDM model to assess the impact of adaptive cruise control vehicles on traffic capacity. Liebner et al. [49] applied IDM for ADAS to incorporate the spatially varying velocity profile to represent both car-following and turning behavior. Derbel et al. [50] modified the IDM to improve driver safety and respect vehicle capability in emergency situations, by adding a new term cv^2/b to the expected safe time distance formula. Li et al. [51] modified IDM with power cooperation to strengthen the power of each vehicle in proportion to the immediately preceding vehicle. To build a realistic agent model, Eggert et al. [52] proposed the Foresighted Driver Model (FDM), which assumes that a driver acts in a way that balances predictive risk with utility. Milanés [53] calibrated CACC model and tested IDM on actual vehicle finding that the IDM produced some trouble behavior, which cause a significant delay in the response to speed changes. Hoermann et al. [54] extended the IDM for autonomous vehicles to describe a probabilistic motion prediction applicable

to long-term trajectory planning. Treiber and Kesting [55] added external noise and action points to the IDM to study mechanisms behind traffic flow instabilities, indifferent regions of finite human perception thresholds, and external noise. Hubmann et al. [56] extend the IDM model for complex urban scenarios by incorporating a behavior prediction framework with context-dependent upper and lower bounds on acceleration. A recent study [57] analyzed the limitations of the IDM model from numerical analysis: the velocities of specific vehicles might become negative at specific times and might diverge to $-\infty$ in finite time.

4) Psycho-physical Models

Psycho-physical models are developed to approximate drivers' reasoning and decision process, considering the uncertainty and boundary effects in recognizing relative speeds and distances influencing their behavior. Forbes [58] introduced the human factor in car-following behavior and found that time headway should always be equal to or greater than perception-reaction time.

a. Action Point Model

The prototype of this kind of research was presented by [59], where the first perceiving threshold that distinguished the boundary of whether the driver could perceive the velocity changing relative to the vehicle ahead was proposed. This threshold was given as the visual angle to the rear width of the vehicle ahead. The visual angel (θ) and its rate of change or angular velocity are calculated with the equations:

$$\theta = 2 \tan^{-1} \left(\frac{w}{2H} \right) \quad (14)$$

$$\frac{d\theta}{dt} = -w * \frac{Vr}{H^2} \quad (15)$$

Where H is the gap between leading and following vehicles. Vr is the relative speed. w is the width of the leading vehicle.

Todosiev [60] adopted a fundamental psycho-physical approach and investigated the Action point (AP) thresholds where drivers change their behavior at an action point. Evans and Rothery [61] conducted experiments to quantify the thresholds between different phases. Wiedemann and Reiter [62] developed the well-known psycho-physical car-following model found in VISSIM. Another popular simulation program, PARAMICS, has incorporated the Fritzsche car-following model [63], an acceleration-based model from the psycho-physical car-following framework. As described in [64], once the absolute value of angular velocity exceeds its threshold, a driver notices that ego-vehicle speed is different from that of the leading vehicle and reacts with an ac/deceleration opposite

TABLE II
STRENGTHS AND LIMITATIONS OF STIMULUS-RESPONSE MODEL

	Strength	Limitation
GM (Gazis-Herman-Rothery) Models	<ol style="list-style-type: none"> 1. Consideration of driver characteristics: The GM model incorporates driver reaction time. This allows for some customization of the model based on different driver behaviors. 2. Stimulus-response foundation: The GM model provides a foundation for understanding car-following behavior from a stimulus-response perspective, which has led to the development of other car-following models. 	<ol style="list-style-type: none"> 1. Sensitivity to parameters: The GM model is sensitive to the parameters. Accurate calibration of this parameter is crucial for obtaining reliable results. 2. Limited realism: The GM model does not explicitly account for maintaining a safe following distance, which is an important aspect of car-following behavior.
Optimal Velocity Model (OVM)	<ol style="list-style-type: none"> 1. Realism: The OVM captures key aspects of car-following behavior, such as maintaining a desired speed that is influenced by the following distance of the preceding vehicle. 2. Flexibility: A significant advantage of OVM is its ability to incorporate macroscopic traffic flow conditions into the optimal velocity function. This makes it particularly useful for studying how traffic patterns and congestion emerge from individual vehicle behaviors. 3. Simplicity and smoothness: The OVM are straightforward, with few parameters, making it easy to understand and apply. The OVM provides for smooth accelerations and decelerations, aligning well with real-world driving behavior. 	<ol style="list-style-type: none"> 1. Driver Characteristics: The OVM does not explicitly account for the diversity of driver behaviors, which can limit its ability to accurately represent varied traffic scenarios. 2. Simplifications: While the OVM assumes that drivers always pursue an optimal velocity, this may not hold true in all real-world situations, where drivers exhibit a range of preferences. The OVM, as a stimulus-response model, does not account for drivers adapting their behavior based on past experiences.
Intelligent Driver Model (IDM)	<ol style="list-style-type: none"> 1. Smoothness and safety: The IDM capture several realistic aspects of car-following behavior, such as maintaining a safe following distance, and smoothly transitioning between acceleration and deceleration, making it suitable for applications like ACC systems. 2. Flexibility: The IDM can be easily extended or modified to include additional factors or different driver behaviors, making it a versatile framework for studying traffic flow. 3. Analytical tractability: The IDM can be more analytically tractable than some other car-following models, which may make it easier to derive analytical solutions or study the model's behavior under various conditions. 	<ol style="list-style-type: none"> 1. Driver characteristics: The IDM does not explicitly account for the full range of driver characteristics or behaviors, which can limit its ability to accurately represent diverse traffic scenarios. 2. Homogeneous assumptions: The IDM often assumes homogeneous traffic conditions and may not be easily applicable to mixed traffic situations or when considering different types of vehicles.
Action Point (AP)	<ol style="list-style-type: none"> 1. Human perception and decision-making: Action Points models consider the human perception and decision-making processes by modeling the driver's reaction to specific events or thresholds, such as changes in relative velocity or distance. 2. Adaptability: Action Points models can be adapted to represent different driver behaviors, such as aggressive or cautious driving, by adjusting the model parameters related to action points or thresholds. 	<ol style="list-style-type: none"> 1. Complexity: Action Points models can be more complex than other car-following models due to the need to model multiple action points, which may require more extensive calibration and validation efforts. 2. Discontinuity: The discrete nature of action points can lead to discontinuous or abrupt changes in acceleration, which may not accurately represent the smooth behavior of human drivers.
Fuzzy Logic Models	<ol style="list-style-type: none"> 1. Human-like reasoning: Fuzzy Logic models are designed to mimic human-like reasoning by incorporating imprecise or uncertain information, making them well-suited for modeling complex and uncertain driving environments. 2. Flexibility: Fuzzy Logic models can easily incorporate multiple inputs and outputs, allowing for the integration of various factors affecting driver behavior, such as vehicle speed, relative distance, or road conditions. 	<ol style="list-style-type: none"> 1. Complexity: The use of Fuzzy Logic can lead to increased computational demands, due to the need to design and tune membership functions, fuzzy rules, and defuzzification processes. 2. Calibration: Fuzzy Logic models may require extensive calibration efforts to fine-tune membership functions and rules, which can be time-consuming and require expert knowledge.

in sign to that of the rate of change of visual angle. Winsum [65] integrated preferred time headway and Time-to-Collision (TTC) in a mathematical car-following model based on psychological evidence that human drivers regulate available time as a control mechanism. Wang et al. [66] devised ac/deceleration model based on the driver's cognitive

mechanism using the Just-Noticeable Distance (JND) concept. Lochrane et al. [67] developed a multidimensional framework for modeling thresholds to account for the different behavior in the work and nonwork zones. Durrani and Lee [68] calibrated the eight Calibration Constants (CCs) built into Wiedemann model used by VISSIM to quantify the thresholding values for

drivers' APs. Wagner et al. [69] found that the APs are not induced around certain thresholds, as is claimed by psycho-physical car-following models. Instead, small distances indicate a slightly higher probability of finding an AP.

b. Fuzzified Driver Models

To model human behaviors, particularly normative human behaviors, fuzzy logic allows the modeling of the estimates of a driver with vagueness, uncertainty, and subjectivity using fuzzy rules. Several studies [70-72] integrated the fuzzy theory into the GM model and attempted to "fuzzify" the variables of the traditional GM model. The fuzzy logic model was also used for fuzzifying different car-following models [73,74]. Hao et al. [75] incorporated fuzzy logic into the five-layer structure: Perception–Anticipation–Inference–Strategy–Action to build the CF model. Bennajeh et al. [76] employed four strategic variables, including gap distances, the velocity of followers and leaders, and the action of followers, to build the fuzzified anticipation car-following model. Although the fuzzy-logic model is a reasonable solution to consider the psycho-physical process, the sensitivity of membership values greatly impacts the accuracy and constructs of parameters relying on engineering preferences.

C. Cruise Control Model

Unlike the previous models designed to simulate human driver behavior and reveal the disturbances of natural traffic, cruise control models are developed to dampen the instability from the mechanistic view. The integration of high-level perception-reaction models with low-level physical controllers can lead makes cruise control models particularly valuable for developing advanced driver assistance systems and improving overall vehicle performance [77]. Cruise control has been researched since the 1970s [78-82]. Adaptive Cruise Control (ACC) was on the market when Mitsubishi launched the "Preview Distance Control" driver assistance system in 1995. ACC and CACC (Cooperative Adaptive Cruise Control) are heavily studied CAV applications. Cruise control models are designed for autonomous car following, which significantly reduces the feasible time headway among vehicles [83-84]. Shladover et al. [85] reviewed main gap regulation strategies of ACC/CACC systems, including Constant Clearance or Constant Distance Gap, Constant Time Gap, and Constant-Safety-Factor Criterion. Some studies [86-87] suggest that the Constant Time Gap policy is more robust against error propagation through traffic than the Constant Distance Gap policy.

1) Linear Model

Linear feedback and feedforward controller assume acceleration is proportional to the deviation from target spacing and relative speed. The first linear controller model is generally attributed to Helly [88]. He proposed a model that included the adaptation of the acceleration according to whether the vehicle in front was braking. A simple linear ACC/CACC controller with gains of speed error and spacing error is proposed by [89]. Milanés et al. [90] compared four different control techniques: PI, intelligent PI, fuzzy controller, and adaptive-network-based

fuzzy control, showing that the intelligent PI has the best performance. Dias et al. [91] used a linear longitudinal force model as a feedforward controller or Proportional-Integral-Derivative (PID) to compensate for the powertrain non-linearity. The LQ-based controller has been applied on ACC and CACC systems and tested under rural and urban roads in a CV environment, considering both communication delay and driver reaction time [92-93].

2) Nonlinear Model

Fuzzy logic-based ACC/CACC cruise control was applied to address nonlinear issues in reference [94]. As part of the AUTOPIA Program, Naranjo et al. [95] developed a fuzzy logic controller for speed and distance vehicle control, offering the capability of performing Adaptive cruise control to permit it to follow a leader. Pérez et al. [96] developed cooperative adaptive cruise control (CACC) through fuzzy controllers and human driver experience. Zhang and Orosz [97] developed a distributed nonlinear controller for cooperation in multi-agent networks considering consensus and disturbance attenuation. To address the difficulties of obtaining parameters of the detailed longitudinal car-following model and account for nonlinear effects, Aziziaghdam and Alankuş [98] designed a two-loop controller that only uses parameters known to OEMs (Original Equipment Manufacturer). The outputs of the Inner loop are the accelerator pedal position sent to the vehicle CAN-Bus. The outer loop controls the relative distance and the relative velocity.

3) Model Predictive Control (MPC)

This type of control algorithm is flexible and usually defined by multiple objective functions or cost functions that can directly incorporate key constraints. Bageshwar et al. [99] applied the MPC in a vehicle cut-in scenario for transitional maneuvers of ACC vehicles according to the spacing-control laws. Based on radar measurements and V2X communication, Moser et al. [100] developed a stochastic MPC with a linear cost function using a piecewise linear approximation of the fuel consumption map. Cheng et al. [101] developed a multiple-objective MPC model integrated with direct yaw moment control (DYC) to ensure vehicle dynamic stability and improve driving comfort. A generic control framework proposed by [102,103] assumes that accelerations of cruising vehicles are controlled to optimize a cost function reflecting different control objectives, i.e., safety, comfort, efficiency, and sustainability.

II. DATA-DRIVEN MODELS

Instead of an analytic modeling framework, more recently, data-driven car-following models have achieved human-level or beyond human-level performances under complex driving environments. Unfortunately, for theory-based car-following models, it is unattainable to devise a parametric model considering all heterogeneous traffic compositions, infrastructure conditions, and varying data inputs. However, Artificial Intelligence (AI) models are adaptable to general settings.

TABLE III
STRENGTHS AND LIMITATIONS OF CRUISE CONTROL MODEL

	Strength	Limitation
Linear Model	<ol style="list-style-type: none"> 1. Combination of reactive and proactive behaviors: By combining feedback and feed-forward control mechanisms, this model can capture both the reactive and proactive aspects of human driving behavior. 2. Adaptability: The linear control model can be adapted to represent various driver behaviors, such as the gain values for the feedback and feed-forward controllers. 3. Robustness: The combination of feedback and feed-forward control mechanisms can improve the model's robustness to uncertainties and disturbances in the environment. 	<ol style="list-style-type: none"> 1. Assumptions of linearity: This model assumes that the relationship between input variables (e.g., relative distance, speed, acceleration) and control actions (e.g., desired acceleration) is linear, which may not accurately represent the nonlinear nature of real-world driving behavior. 2. Limited representation of complex interactions: Similar to other car-following models, the linear feedback-feedforward control model may not accurately represent complex traffic scenarios with multiple interacting vehicles and diverse driving behaviors.
Nonlinear Model	<ol style="list-style-type: none"> 1. Robustness: Nonlinear control techniques can offer increased robustness to uncertainties and disturbances in the environment, such as sensor noise, communication delays, or changing road conditions. 2. Stability and performance guarantees: Some nonlinear control techniques can provide stability and performance guarantees for the closed-loop system, which can be crucial in safety-critical applications like car-following. 	<ol style="list-style-type: none"> 1. Complexity: Nonlinear control-based car-following models can be more complex than linear or simpler models, requiring more extensive calibration, validation, and tuning efforts. 2. Interpretability and Explainability: Nonlinear control-based models can be more challenging to interpret and explain, as the relationship between inputs and outputs may be complex and nonlinear, making it harder to understand the underlying driving behavior or control actions.
Model Predictive Control	<ol style="list-style-type: none"> 1. Optimal control: MPC provides an optimal control solution by minimizing a cost function that can incorporate various objectives, such as maintaining a safe distance, reducing fuel consumption, or improving driving comfort. 2. Explicit constraints handling: MPC can handle constraints explicitly, such as acceleration limits, speed limits, or safe following distances, ensuring that the control actions respect these bounds and providing increased safety in car-following applications. 3. Adaptability: MPC-based car-following models can be adapted to represent different driver behaviors or driving styles by adjusting the cost function or model parameters, enabling the modeling of diverse human driving behaviors. 	<ol style="list-style-type: none"> 1. Complexity: MPC-based car-following models can be more complex than simpler models, requiring more extensive calibration, validation, and tuning efforts. 2. Computational demands: The optimization problem in MPC needs to be solved in real-time, which can be computationally intensive, especially for large prediction horizons or high-dimensional models. This may limit the applicability of MPC-based models in real-time or resource-constrained settings. 3. Prediction model accuracy: The performance of MPC-based car-following models highly depends on the accuracy of the prediction model used to predict the future states of the leading vehicle and the following vehicle. Inaccurate predictions can lead to suboptimal or even unsafe control actions.

A. Behavior Cloning Models

Behavior Cloning (BC) models try to learn the maneuver of the human driver by extracting patterns from large amounts of vehicle driving data. The data-driven model can discover complex car-following strategies for nonlinear and high-dimensional systems.

1) Machine Learning Model

With the availability of high-resolution vehicle trajectory data and the rampant development of machine learning (ML) algorithms and tools, several high-accuracy machine learning and deep learning algorithms have been developed. Kehtarnavaz et al. [104] developed a time-delay neural network (TDNN) autonomous vehicle following module to replace a conventional proportional and derivative/proportional and integral (PD/PI) controller and implemented it on actual

vehicles. Panwai and Dia [105] developed a neural agent car-following model for mapping perceptions to actions. They compared the speed and position of individual vehicles from data to model output trajectory profiles. Khodayari et al. [106] also developed an Artificial Neural Network (ANN) to simulate and predict the car-following behavior based on the driver-vehicle unit's reaction delay, and input parameters include relative speed, relative distance, and follower's speed. Zheng et al. [107] developed ANN to output the following vehicle's speed by considering the driver-vehicle reaction delay in relative speed and acceleration, the gap, and the vehicle's speed. Wei and Liu [108] proposed a Support Vector Machine approach to investigate the asymmetric characteristics of car-following behavior and its impact on traffic flow evolution. The Support Vector Machine model takes Space headway, velocity, and relative speed as the inputs and output the follower's speed.

He et al. [109] developed a simplified k-nearest mean model that only takes the position as input and reproduces traffic dynamics without premises and calibration. This approach selects the most similar historical records and outputs the average of the k nearest neighbors. Another study [110] proposed a data-driven approach for optimizing car-following model estimation by applying an existing technique. Yang et al. [111] developed a hybrid method by integrating theoretical-based and machine-learning models to obtain better accuracy while maintaining the physical meaning. Kamjoo et al. [112] implemented Support Vector Machine and Long-Short-Term-Memory (LSTM) models to investigate the winter operation's impact on car-following behavior, showing that the presence of snowplows leads to significantly different car-following behaviors.

2) Deep Learning Model

Driving behaviors can be treated as sequential data since the driver's following action is conditioned on their previous action, often referred to as memory effects in the car-following model. The Deep Learning (DL) model, particularly Recurrent Neural Networks (RNN), is similar to humans in memory-based decision-making. Zhou et al. [113] developed an RNN with inputs of the gap, relative speed, and follower's speed to predict acceleration, speed, and gap that can be used for car-following control. Wang et al. [114] developed deep learning-based car-following with Gated Recurrent Unit (GRU) that embeds model outputs' prediction and memory effects. Wu et al. [115] built a deep learning-based model to mimic human drivers' memory, attention, and prediction (MAP) mechanisms. Wang et al. [116] analyzed the long-term memory effect in the car-following model using a deep learning model by taking various time-horizon historical information as inputs. Zhang et al. [117] built an LSTM model with hybrid retraining constrained (HRC) training method to model both car-following and lane-changing behaviors. Given that CF behaviors (acceleration, deceleration, and cruising) are made for continuous time steps rather than step-by-step with memory effects and delayed reaction time, Ma and Qu [118] developed a seq2seq LSTM model for predicting multistep car-following behaviors. Their model inputs include gap distance, relative speed difference, and the speed of the subject vehicle, and the model output is the multiple-step accelerations/decelerations. Mo et al. [119] designed Physic-Informed Deep Learning architectures encoded with IDM and OVM to predict accelerations in four traffic regimes: acceleration, deceleration, cruising, and emergency braking. Zhou et al. [120] applied a transfer learning-based LSTM car-following model for adaptive cruise control to address the ACC data scarcity problem by transferring useful features from human-driven data.

B. Imitation Learning Models

BC models are prone to cascade errors, which is a well-known problem in literature. Minor inaccuracies in model predictions could accumulate, leading to even poorer decisions downstream. Reinforcement Learning (RL) and Inverse Reinforcement Learning (IRL) were considered efficient tools to overcome these drawbacks. Human driving practice is a

continuous learning process; therefore, re-enforcement learning can naturally support the human learning pattern with continual improvement. Imitation learning (IL) has several advantages, 1. It can meet the preferences of driving styles; 2. Automated CF maneuvers would be easily understood by other human drivers.

1) Reinforcement Learning Model

Typical reinforcement learning is also called forward RL algorithms. The RL agent chooses an action a from action space A based on the observed state s to get a reward $R(s, a)$. The goal of RL is to maximize expected rewards based on samples of outputs. Instead of directly learning the value of incorporating state connections, policy evaluation employs the Q-learning strategy to do policy evaluation model-free.

$$\text{New } Q(s, a) \leftarrow Q(s, a) + \alpha [R(s, a) + \gamma \max_{a'} Q'(s', a') - Q(s, a)] \quad (15)$$

Where α is the learning rate, and γ is the discount rate. $Q'(s', a')$ is next Q - value for all possible s' and a' . $R(s, a)$ is the reward function.

Ioannou and Chien [121] applied RL to develop an autonomous intelligent adaptive cruise control system. Desjardins and Chaib-draa [122] introduced a policy gradient algorithm estimation and used BPNN for longitudinal vehicle control. Their RL-based car-following control was implemented in the simulator to realize the efficient behavior of CACC. Kuefler et al. [123] proposed Generative Adversarial Imitation Learning (GAIL) framework to imitate human car-following behavior with three non-linearity in mapping from states to actions, high-dimensional state representation, and stochasticity. Zhu et al. [124] proposed a framework for developing human-like car-following based on deep reinforcement learning using speed deviations as a reward function. Zhang et al. [125] developed a deterministic promotion RL algorithm (DPRL) based on an actor-critic frame and the policy gradient method for longitudinal velocity control, which was implemented in CarSim simulated environment and real-world experiment. Li et al. [126] proposed a deep deterministic policy gradient (DDPG)-based driving strategy taking information from in-vehicle sensors for system performance optimization. Yen et al. [127] developed a proactive car-following model using deep-RL considering road efficiency, safety, and comfort, which shows better performances in terms of time headway, time to collision (TTC), and jerk (rate of change in acceleration). Yavas et al. [128] developed a Model-Based Reinforcement Learning (MBRL) for ACC control with a hybrid policy that combines the Intelligent Driver Model following policy with the Deep Reinforcement Learning policy. Wang et al. [129] devised an

TABLE IV
STRENGTHS AND LIMITATIONS OF CRUISE CONTROL MODEL

	Strength	Limitation
Machine Learning/ Deep Learning	<ol style="list-style-type: none"> 1. Data-driven: Supervised learning models learn directly from data, allowing them to capture the complexity and nuances of real-world driving behavior without the need for explicit modeling assumptions. 2. Flexibility: A wide range of machine learning and deep learning techniques can be used in supervised learning-based car-following models, enabling the selection of an appropriate model for the specific problem and data at hand. 3. Incorporation of driver characteristics: Supervised learning models can learn to capture individual driver characteristics or driving styles by including driver-specific features in the input data, enabling the modeling of a wide range of human driving behaviors. 	<ol style="list-style-type: none"> 1. Labeled data requirements: Supervised learning models require a large amount of labeled training data, which can be expensive and time-consuming to collect and annotate, especially in real-world driving scenarios. 2. Cascading errors: In multi-step prediction tasks, an incorrect estimation at an early stage can propagate through subsequent steps, leading to increasingly inaccurate decisions. This issue is particularly relevant for tasks involving time-series data or sequential car-following model. 3. Interpretability and Explainability: Supervised learning models, especially complex deep learning models, can be difficult to interpret and explain. This lack of transparency can be problematic in safety-critical applications like car-following.
Reinforcement Learning	<ol style="list-style-type: none"> 1. Adaptability: RL models can learn to adapt to various driving conditions, traffic scenarios, and driver behaviors, making them more versatile than traditional rule-based or model-based approaches. 2. Optimization: RL agents can learn to optimize multiple objectives simultaneously, balancing trade-offs between safety, efficiency, and comfort. 3. Exploration vs. Exploitation: RL algorithms can balance exploration (trying new actions) and exploitation (using known good actions) to continually improve performance over time. 4. Transfer learning: RL agents can leverage pre-trained models or transfer knowledge from related tasks, potentially reducing the required training data and computational resources. 	<ol style="list-style-type: none"> 1. Training stability: RL algorithms can be sensitive to hyperparameters and prone to instabilities during training, requiring careful tuning and design choices. 2. Computational complexity: The training process for RL models can be computationally intensive, which may limit their applicability in real-time or resource-constrained settings. 3. Safety concerns: During the learning process, RL agents may explore suboptimal or unsafe actions that could lead to accidents or undesirable behaviors. This issue can be mitigated using techniques such as reward shaping or safe exploration strategies, but it remains a concern in safety-critical applications like car-following.
Inverse Reinforcement Learning	<ol style="list-style-type: none"> 1. Capturing implicit knowledge: IRL can capture the implicit knowledge and preferences of human drivers, such as safety, comfort, and efficiency, without the need to explicitly specify these objectives. 2. Robustness: By learning from expert demonstrations, IRL models can potentially be more robust to uncertainties and disturbances in the environment, as the expert's behavior may already account for these factors. 3. Transfer learning: Similar to Reinforcement Learning, IRL models can leverage pre-trained models or transfer knowledge from related tasks, potentially reducing the required training data and computational resources. 	<ol style="list-style-type: none"> 1. Quality of expert demonstrations: The performance of IRL models heavily relies on the quality of the expert demonstrations. If the expert's behavior is suboptimal or inconsistent, the learned policy may also be suboptimal. 2. Ambiguity in reward function: IRL may struggle to recover the true reward function if there are multiple reward functions that can explain the expert's behavior, resulting in ambiguity in the learned policy. 3. Scalability: IRL methods can have difficulties scaling to large state and action spaces, which can be a concern in car-following scenarios with multiple interacting vehicles and complex environments.

RL model for longitudinal velocity control in a three-vehicle mode based on the safety level, consisting of the collision avoidance priority of the leading and following vehicles and the expected acceleration/deceleration decision. Most CF models take relative speed, acceleration, and gap as inputs, while some studies [130, 131] directly use video object detection to learn the driving strategy. Such models demonstrate promising results, which can efficiently be deployed on embedded devices for advanced driver assistance systems.

2) Inverse Reinforcement Learning Model

Instead of learning a policy from a reward function, IRL is trying to learn a reward function from a policy or demonstration of a task [132]. With naturalistic driving behavior data, the IRL

would extract an approximation of that human's reward function for the driving task. Shimosaka et al. [133] proposed an IRL framework to model risk anticipation and defensive driving, which has a better long-term prediction of driver maneuvers. Shimosaka et al. [134] developed multiple reward functions with clustering of environments based on the driving behavior of professional drivers. Gao et al. [135] proposed a car-following algorithm with a reward function based on IRL under different conditions. The experimental verification is conducted on a dynamic driving simulation test bench. Zhou [136] developed a Maximum Entropy Deep IRL approach using a neural network to estimate the rewards. Model input features include time headway, relative speed, and maximum speed, and

model output is speed control. Zhao et al. [137] developed a Personalized-ACC framework using IRL, which classified the driver and weather conditions for the pretrained off-line IRL model and compared it with the IDM model in terms of safety and comfort measured by takeover percentage.

III. COMPARISON AND DISCUSSION

Analyzing car-following behavior and developing intelligent cruise control algorithms have great value in road safety and energy efficiency. The profound impacts of the different car following strategies (e.g., IDM, OVM, model-predictive control, and RL controller) and various connected environments have set the stage for a new era of traffic flow dynamics. A plethora of applications have been undertaken based on car-following models, which are summarized with the five topics, as shown in Table 1. Theory based car models are highly flexible and can be adapted to various applications. This flexibility allows them to be used in many different fields and applications. Decades of theory-based driving behavior research are now merging with data-driven opportunities (see Figure 3). Although the data-driven model will undoubtedly become critically important, the traditional driver behavior expertise is still relevant. It is auspicious to integrate theory-based models with the fast-evolving AI models, which can reason, learn, and fill in missing information to achieve better interpretability, generalizability, and reliability.

Comparing to data-driven models, the theory-based models have the following advantages and disadvantages.

Advantages:

- Transparency and Explainability. Theory-based physics dynamic models' behaviors are easy to interpret.
- Flexibility and scalability according to needs. Physics-based models can be highly flexible and can be adapted to various applications.
- Perform stability analysis with traditional control

techniques.

Disadvantages:

- Incorrect assumptions and irrational behavior: Physics dynamic models are built on certain assumptions about the system. If these assumptions are incorrect, the model's predictions or estimates may be inaccurate.
- Model nonlinearity and system identification. Many traffic physical systems are highly nonlinear, which can make it challenging to accurately identify the model's structure and parameters. This complexity makes them difficult to use and understand, which can be a barrier to entry for users who are not familiar with the underlying physics.
- Sensitivity to parameter variations and computational challenges for optimal control. The input and output of the theory-based models are usually fixed, which can only take informative and explicit signals and is hard to capture latent states. The computational challenges for optimal control can make it difficult to perform real-time optimization or analyze large datasets.

IV. CONCLUSION AND OUTLOOK

This review aims to provide a deeper understanding of the design principles underlying different categories of CF models to help researchers to formulate their problems with a suitable framework. On the path toward level-5 autonomous vehicles, incorporating general traffic flow knowledge is a challenge and opportunity for building autonomous driving agents. The existing behavior cloning and imitation learning models are hungry for data and require large amounts of learning iterations. While a human can learn new skills in about a few hours of training or just by observing, which far exceeds the State-of-The-Art AI learning capabilities. To align the CF behavior

TABLE I
APPLICATIONS OF CAR-FOLLOWING MODEL BY TOPICS

	Topic 1:	Topic 2:	Topic 3:	Topic 4:	Topic 5:
	Heterogeneous traffic components and resulting dynamics, such as string and local stability, safety and environmental impact	V2X communication and cooperative perception and driving	Traffic control strategies through stationary or mobile actuators	Cyber-physical system empowered by digital twin, edge and cloud computing	Human Factors to research drivers' characteristics and study mixed automation
Kinematic Model	Newell's Model [133, 134] Gipps [135] Cellular Automata [136]		Helly's model [137] Newell's Model [143, 144]		Gipps [145,146]
Stimulus-Response Model	FVD [147,148] OVM [149-153] IDM [154-158]	IDM [159-163]	OVM [163] IDM [164-165]	IDM [166,167]	FVD [168] IDM [169-172]
Cruise Control Model	Linear Model [173] Nonlinear Model [174]	Linear Model [175-177] Nonlinear Model [178] MPC [179]	Linear Model [180-183] Nonlinear Model [184] MPC [185-186]	Linear Model [187]	
Behavior Cloning					LSTM [188-190]
Imitation Learning	Reinforcement Learning [191]		Reinforcement Learning [192,193]		

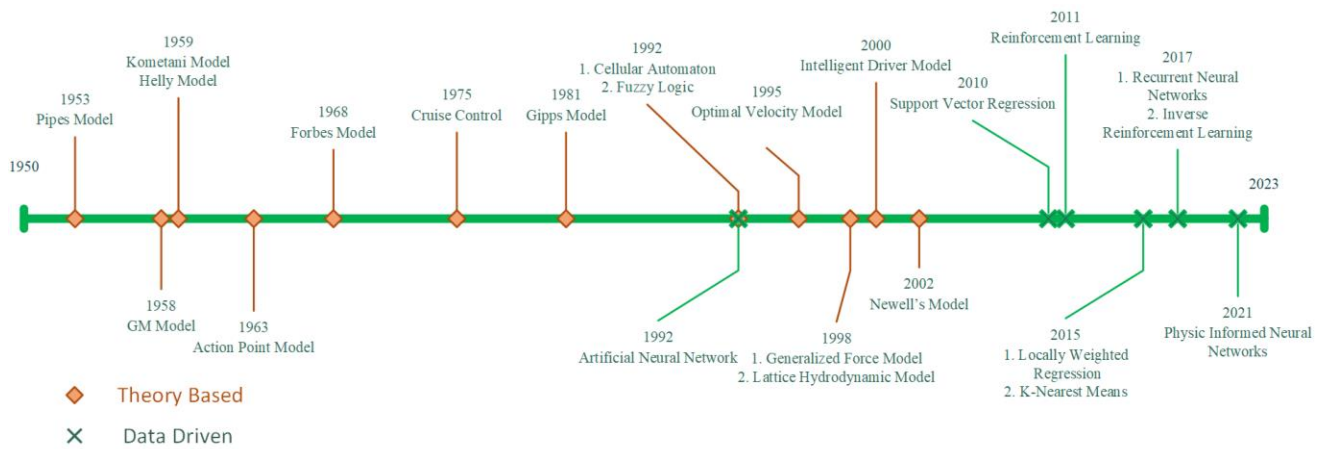


Fig. 3. Story Line of Reviewed Car Following Models

model with the fast-evolving AI models, which can reason, learn, and fill in missing information with common sense, it is imperative to consider the driving task as a part of artificial general intelligence and the following research directions are auspicious.

(1) **World Model Predictive Control:** We want the driving agent to adapt to new environments, learn new tasks as fast as humans, or have a near-human level of intelligence. However, the current supervised learning and reinforcement learning algorithms require an unreasonable number of trials. Therefore, model predictive control for level 5 AV should be based on common sense after harvesting enormous amounts of background knowledge, for instance the ChatGPT-like world model. These Large Language Model (LLM) can play a valuable role in improving car following models by analyzing data, processing natural language commands, and optimizing system performance. In contrast to the stimulus-response or feedback/feedforward control, AVs should have internalized the world model utilizing the knowledge in the past to react to situations in the present or before they arise in the future.

(2) **Hierarchical Learning:** One of the main features of human intelligence is that people can learn abstract concepts. Human perception systems process information about the surrounding environment in a hierarchical manner. Hierarchical Learning and planning capabilities enable AV to capture dependencies of inputs based on abstract concepts with larger receptive fields. Driver behavior characteristics are influenced by many other factors, including vehicle, road, environment, traffic situation, etc. Hierarchical learning can encode driving characteristics and traffic environments into high-level representation to make complex action plans.

(3) **Learning from observation:** Current CF models are fed with curated trajectory data after post-processing, aggregation, and multimodal sensor fusion. Future opportunities for building the CF model include incorporating the vision pipeline in training connected and automated vehicles. As for humans, much knowledge about the law of motion is learnable through pure observation. Learning traffic dynamics and motion law from video data is called Pixel Learning or Learning from Demonstration (LfD), in which a policy is derived based on

demonstrated data.

(4) **Self-Supervised Learning (SSL) Control Algorithms:** Existing CF models have specific objective goals and relies on predefined parameters and labeled data. SSL employs an energy-based model to estimate the energy of sequences of actions defined by compatibility. The car following action plans is considered a temporal prediction scenario. Self-supervised learning captures the dependencies between past inputs and future output through contrastive learning or regularized learning.

(5) **Multimodal Autonomous Car-Following:** Existing car-following and control models are mostly unimodal and rely on specific data input. The human decision-making process is based on various senses. Therefore, the intelligent driving agent is expected to interpret information from multiple sources (Camera, LiDAR, Radar, Can-bus, Gyroscope, Psychology Signal, and Audio). Multimodal signal processing requires innovative learning strategies to handle modalities associated with different statistical properties. The most common approaches are multimodal fusion, cross-modality, and shared representation learning.

REFERENCES

- [1] [1] Reuschel, A. (1950). Fahrzeugbewegungen in der Kolonne. Österreichisches Ingenieur-Archiv 4, 193–215 [The Movement of a Column of Vehicles when the Leading Vehicle Is Uniformly Accelerated or Decelerated. Mag. of the Austrian Engineer and Architect Assoc.]
- [2] Edie, L.C., 1961. Car-following and steady-state theory for noncongested Traf. Operat. res., 9(1), pp.66-76.
- [3] Brackstone, M. and McDonald, M., 1999. Car-following: a historical review. Transp. Res. Part F: Traf. Psychology and Behavior, 2(4), pp.181-196.
- [4] Olstam, J.J. and Tapani, A., 2004. Comparison of Car-following models (Vol. 960). Linköping, Sweden: Swedish Nat. Road and Transport Res. Institute.
- [5] Panwai, S. and Dia, H., 2005. Comparative evaluation of microscopic car-following behavior. IEEE Trans. on Intell. Transp. Syst., 6(3), pp.314-325.

- [6] Toledo, T., 2007. Driving Behavior: models and challenges. *Transport Reviews*, 27(1), pp.65-84.
- [7] Hamdar, S., 2012. Driver behavior modeling. *Handbook of Intell. vehicles*, 33, pp.537-558.
- [8] Li, Y. and Sun, D., 2012. Microscopic car-following model for the Traf. flow: the state of the art. *J. of Contr. Theory and Applicat.*, 10(2), pp.133-143.
- [9] Saifuzzaman, M. and Zheng, Z., 2014. Incorporating human-factors in car-following models: a review of recent Develop.s and Res.needs. *Transp. Res.part C: Emerg. Technol.*, 48, pp.379-403.
- [10] Ahmed, H.U., Huang, Y. and Lu, P., 2021. A review of car-following models and modeling tools for human and autonomous-ready driving behaviors in micro-simulation. *Smart Cities*, 4(1), pp.314-335.
- [11] Herrey, E.M. and Herrey, H., 1945. Principles of Phys. Appl. to Traf. movements and road conditions. *Amer. J. of Phys.*, 13(1), pp.1-14.
- [12] Pipes, L.A., 1953. An operational Anal. of Traf. dynamics. *J. of Appl. Phys.*, 24(3), pp.274-281.
- [13] Herman, R., Montroll, E.W., Potts, R.B. and Rothery, R.W., 1959. Traf. dynamics: Anal. of stability in car following. *Operat. res.*, 7(1), pp.86-106.
- [14] Kometani, E. and Sasaki, T., 1959. A safety index for Traf. with linear spacing. *Operat. res.*, 7(6), pp.704-720.
- [15] Gipps, PG, 1981. A Behavioral car-following model for Comput. simulation. *Transp. Res.Part B: Meth.*, 15(2), pp.105-111.
- [16] Spyropoulou, I., 2007. Simulation Using Gipps' Car-Following Model—An In-Depth Analysis. *Transportmetrica*, 3(3), pp.231-245.
- [17] Ciuffo, B., Punzo, V. and Montanino, M., 2012. Thirty years of Gipps' car-following model: Applications, developments, and new features. *Transportation research record*, 2315(1), pp.89-99.
- [18] Wilson, R. E. An Analysis of Gipps' Car-following Model of Highway Traffic. *IMA Journal of Applied Mathematics*, Vol. 66, 2001, pp. 509–537.
- [19] Newell, G.F., 2002. A simplified car-following theory: a lower order model. *Transp. Res.Part B: Meth.*, 36(3), pp.195-205.
- [20] Wolfram, S., 1983. Statistical mechanics of cellular automata. *Reviews of modern Phys.*, 55(3), p.601.
- [21] Daganzo, C.F., 2006. In Traf. flow, cellular automata= kinematic waves. *Transp. Res.Part B: Meth.*, 40(5), pp.396-403.
- [22] Tian, J., Li, G., Treiber, M., Jiang, R., Jia, N. and Ma, S., 2016. Cellular automaton model simulating spatiotemporal patterns, phase transitions and concave growth pattern of oscillations in traffic flow. *Transp. Res.Part B: Meth.*, 93, pp.560-575.
- [23] Chandler, R.E., Herman, R. and Montroll, E.W., 1958. Traf. dynamics: studies in car following. *Operat. res.*, 6(2), pp.165-184.
- [24] Herman, R., Montroll, E.W., Potts, R.B. and Rothery, R.W., 1959. Traf. dynamics: Anal. of stability in car following. *Operat. res.*, 7(1), pp.86-106.
- [25] Gazis, D.C., Herman, R. and Potts, R.B., 1959. Car-following theory of steady-state Traf. flow. *Operat. res.*, 7(4), pp.499-505.
- [26] Gazis, D.C., Herman, R. and Rothery, R.W., 1961. Nonlinear follow-the-leader models of Traf. flow. *Operat. res.*, 9(4), pp.545-567.
- [27] [23] May, A.D. and Keller, H.E., 1967. Non-integer car-following models. *Highway Res.Rec.*, 199(1), pp.19-32.
- [28] Heyes, M.P. and Ashworth, R., 1972. Further Res.on car-following models. *Transp. Res.*, 6(3), pp.287-291.
- [29] Ceder, A. and May, A.D., 1976. Further evaluation of single-and two-regime Traf. flow models. *Transp. Res.Rec.*, (567).
- [30] Bexelius, S., 1968. An extended model for car-following. *Transp. Res.*, 2(1), pp.13-21.
- [31] Treiterer, J. and Myers, J., 1974. The hysteresis phenomenon in Traf. flow. *Transp. and Traf. theory*, 6, pp.13-38.
- [32] Bando, M., Hasebe, K., Nakayama, A., Shibata, A. and Sugiyama, Y., 1995. Dynamical model of Traf. congestion and numerical simulation. *Physical review E*, 51(2), p.1035.
- [33] Bando, M., Hasebe, K., Nakanishi, K. and Nakayama, A., 1998. Anal. of optimal velocity model with explicit delay. *Physical Review E*, 58(5), p.5429.
- [34] Helbing, D. and Tilch, B., 1998. Generalized force model of Traf. dynamics. *Physical review E*, 58(1), p.133.
- [35] Nagatani, T., 1998. Modified KdV equation for jamming transition in the continuum models of traffic. *Physica A: Statistical Mechanics and Its Applications*, 261(3-4), pp.599-607.
- [36] Lenz, H., Wagner, C.K. and Sollacher, R., 1999. Multi-anticipative car-following model. *The European Physical J. B-Condensed Matter and Complex Syst.*, 7(2), pp.331-335.
- [37] Jiang, R., Wu, Q. and Zhu, Z., 2001. Full velocity difference model for a car-following theory. *Physical Review E*, 64(1), p.017101.
- [38] Nakayama, A., Sugiyama, Y. and Hasebe, K., 2001. Effect of looking at the car that follows in an optimal velocity model of Traf. flow. *Physical Review E*, 65(1), p.016112.
- [39] Konishi, K., Kokame, H. and Hirata, K., 1999. Coupled map car-following model and its delayed-feedback Contr.. *Physical Review E*, 60(4), p.4000.
- [40] Hasebe, K., Nakayama, A. and Sugiyama, Y., 2003. Dynamical model of a cooperative driving Syst. for freeway Traf.. *Physical review E*, 68(2), p.026102.
- [41] Gong, H., Liu, H. and Wang, B.H., 2008. An asymmetric full velocity difference car-following model. *Physica A: Statistical Mechanics and its Applicat.*, 387(11), pp.2595-2602.
- [42] Jin, S., Wang, D., Tao, P. and Li, P., 2010. Non-lane-based full velocity difference car following model. *Physica A: Statistical Mechanics and Its Applicat.*, 389(21), pp.4654-4662.
- [43] Yu, Y., Jiang, R. and Qu, X., 2019. A modified full velocity difference model with acceleration and deceleration confinement: calibrations, validations, and scenario analyzes. *IEEE Intell. Transp. Syst. Mag.*, 13(2), pp.222-235.
- [44] Chiarello, F.A., Piccoli, B. and Tosin, A., 2021. A statistical mechanics approach to macroscopic limits of car-

- following Traf. dynamics. *Int. J. of Nonlinear Mechanics*, 137, p.103806.
- [45] Shang, M., Rosenblad, B. and Stern, R., 2022. A novel asymmetric car following model for driver-assist enabled vehicle dynamics. *IEEE Transactions on Intelligent Transportation Systems*, 23(9), pp.15696-15706.
- [46] Treiber, M., Hennecke, A. and Helbing, D., 2000. Congested Traf. states in empirical observations and microscopic simulations. *Physical review E*, 62(2), p.1805.
- [47] Treiber, M., Kesting, A. and Helbing, D., 2006. Delays, inaccuracies and anticipation in microscopic Traf. models. *Physica A: Statistical Mechanics and its Applicat.*, 360(1), pp.71-88.
- [48] Kesting, A., Treiber, M. and Helbing, D., 2010. Enhanced Intell. driver model to access the impact of driving strategies on Traf. capacity. *Philosph. Trans. of the Royal Society A: Math., Physical and Eng. Sci.*, 368(1928), pp.4585-4605.
- [49] Liebner, M., Baumann, M., Klanner, F. and Stiller, C., 2012, June. Driver intent inference at urban intersections using the Intell. driver model. In 2012 IEEE Intell. vehicles Symp. (pp. 1162-1167).
- [50] Derbel, O., Peter, T., Zebiri, H., Mourllion, B. and Basset, M., 2013. Modified Intell. driver model for driver safety and Traf. stability improvement. *IFAC Proc. Volumes*, 46(21), pp.744-749.
- [51] Li, Z., Li, W., Xu, S. and Qian, Y., 2015. Stability Anal. of an extended Intell. driver model and its simulations under open boundary condition. *Physica A: Statistical Mechanics and its Applicat.*, 419, pp.526-536.
- [52] Eggert, J., Damerow, F. and Klingelschmitt, S., 2015, June. The foresighted driver model. In 2015 IEEE Intell. Vehicles Symp. (IV) (pp. 322-329). IEEE.
- [53] V. Milanés and S. E. Shladover, "Modeling cooperative and autonomous adaptive cruise control dynamic responses using experimental data," *Transp. Res. C, Emerg. Technol.*, vol. 48, pp. 285–300, Nov. 2014, doi: 10.1016/j.trc.2014.09.001.
- [54] Hoermann, S., Stumper, D. and Dietmayer, K., 2017, June. Probabilistic long-term prediction for autonomous vehicles. In 2017 IEEE Intell. Vehicles Symp. (IV) (pp. 237-243). IEEE.
- [55] Treiber, M. and Kesting, A., 2017. The Intell. driver model with stochasticity-new insights into Traf. flow oscillations. *Transp. Res.procedia*, 23, pp.174-187.
- [56] Hubmann, C., Schulz, J., Xu, G., Althoff, D. and Stiller, C., 2018, November. A belief state planner for interactive merge maneuvers in congested Traf.. In 2018 21st Int. Conf. on Intell. Transp. Syst. (ITSC) (pp. 1617-1624). IEEE.
- [57] Albeaik, S., Bayen, A., Chiri, M.T., Gong, X., Hayat, A., Kardous, N., Keimer, A., McQuade, S.T., Piccoli, B. and You, Y., 2022. Limitations and improvements of the Intell. driver model (idm). *SIAM J. on Appl. Dynamical Syst.*, 21(3), pp.1862-1892.
- [58] Forbes, T.W. and Simpson, M.E., 1968. Driver-and-Vehiele Response in Freeway Deceleration Waves. *Transp. Sci.*, 2(1), pp.77-104.
- [59] Michaels, R.M. and Cozan, L.W., 1963. Perceptual and field factors causing lateral displacement. *Highway Res.Rec.*, (25).
- [60] Todosiev, E.P., 1963. The action point model of the driver-vehicle Syst.. The Ohio State University.
- [61] Evans, L. and Rothery, R., 1973. Experimental measurements of perceptual thresholds in car-following (No. 464).
- [62] Wiedemann, R. and Reiter, U., 1992. Microscopic Traf. simulation: the simulation Syst. MISSION, background and actual state. Project ICARUS (V1052) Final Rep., 2, pp.1-53.
- [63] Fritzsche, H.T. and Ag, D.B., 1994. A model for Traf. simulation. *Traf. Eng.+ Contr.*, 35(5), pp.317-21.
- [64] Ferrari, P., 1988. The reliability of the motorway transport Syst.. *Transp. Res.Part B: Meth.*, 22(4), pp.291-310.
- [65] W. Winsum The human element in car following models, *Transp. Res.Part F*, 2 (1999), pp. 207-211
- [66] Wang, W.H., Zhang, W., Li, D.H., Hirahara, K., Ikeuchi, K., 2004. Improved action point model in Traf. flow based on driver's cognitive mechanism. In: *Proc. of IEEE Intell. Vehicles Symp. (IV04)*, Parma, Italy, pp. 447–452.
- [67] Lochrane, T.W., Al-Deek, H., Dailey, D.J. and Krause, C., 2015. Modeling driver behavior in work and nonwork zones: Multidimensional psycho-physical car-following framework. *Transp. Res.Rec.*, 2490(1), pp.116-126.
- [68] Durrani, U. and Lee, C., 2019. Calibration and validation of psycho-physical car-following model using driver's action points and perception thresholds. *J. of Transp. Eng., Part A: Syst.*, 145(9), p.04019039.
- [69] Wagner, P., Erdmann, J. and Nippold, R., 2020. Action-points in human driving and in SUMO. In *SUMO Conf. Proc. (Vol. 1, pp. 113-122)*.
- [70] Kikuchi, S. and Chakroborty, P., 1992. Car-following model based on fuzzy inference Syst.. *Transp. Res.Rec.*, pp.82-82.
- [71] Chakroborty, P. and Kikuchi, S., 1999. Evaluation of the General Motors based car-following models and a proposed fuzzy inference model. *Transp. Res.Part C: Emerg. Technol.*, 7(4), pp.209-235.
- [72] Zheng, P. and McDonald, M., 2005, August. Application of fuzzy Syst. in the car-following Behavior Anal.. In *Int. Conf. on Fuzzy Syst. and Knowledge Discovery* (pp. 782-791). Springer, Berlin, Heidelberg.
- [73] Rekersbrink, A., 1995. Mikroskopische Verkehrssimulation mit Hilfe der Fuzzy-logic. *Strassenverkehrstechnik*, 39(2).
- [74] Yikai, K., Satoh, J.I., Itakura, N., Honda, N. and Satoh, A., 1993, December. A fuzzy model for Behavior of vehicles to analyze Traf. congestion. In *Proc. of the Int. Congress on Modelling and Simulation*.
- [75] Hao, H., Ma, W. and Xu, H., 2016. A fuzzy logic-based multi-agent car-following model. *Transp. Res.Part C: Emerg. Technol.*, 69, pp.477-496.
- [76] Bennajeh, A., Bechikh, S., Said, L.B. and Aknine, S., 2018. A fuzzy logic-based anticipation car-following model. In *Trans. on Computational Collective Intell.* (pp. 200-222). Springer, Cham.
- [77] Liu, H.Q., Zheng, S.T., Jiang, R., Tian, J., Yan, R., Zhang, F. and Zhang, D., 2022. Experimental study and modeling of

the lower-level controller of automated vehicle. arXiv preprint arXiv:2210.17160.

[78] L. L. Hoberock and R. J. Rouse, Jr., "Emergency Contr. of vehicle platoons: Syst. operation and platoon leader Contr.," *J. Dynamic Syst., Meas. and Contr.*, vol. 98, no. 3, pp. 245-251, Sept. 1976.

[79] H. Y. Chiu, G. B. Stupp, Jr., and S. J. Brown, Jr., "Vehicle-follower Contr. with variable gains for short headway automated guideway transit Syst.," *J. Dynamic Syst., Meas. and Contr.*, vol. 99, no. 3, pp. 183-189, Sept. 1977.

[80] S. E. Shladover, "Longitudinal Contr. of automated guideway transit vehicles within platoons," *J. Dynamic Syst., Meas. and Contr.*, vol. 100, pp. 302-310, Dec. 1978.

[81] D. Cho and J. K. Hedrick, "Automotive powertrain modelling for Contr.," *J. Dynamic Syst., Measur. and Contr.*, vol. 111, Dec. 1989.

[82] D. H. McMahon, J. K. Hedrick, and S. E. Shladover, "Vehicle modeling and Contr. for automated highway Syst.," in *Proc. 1990 Am. Contr. Conf.*, San Diego, CA, May 1990, pp.297-303.

[83] Suzuki, H. and Nakatsuji, T., 2003. Effect of adaptive cruise Contr. (ACC) on Traf. throughput: numerical example on actual freeway corridor. *JSAE review*, 24(4), pp.403-410.

[84] Ploeg, J., Serrarens, A.F. and Heijenk, G.J., 2011. Connect & Drive: design and evaluation of cooperative adaptive cruise Contr. for congestion reduction. *J. of Modern Transp.*, 19(3), pp.207-213.

[85] Shladover, S. E., Nowakowski, C., Lu, X.-Y., & Ferlis, R. (2015). Cooperative Adaptive Cruise Contr.: Definitions and Operating Concepts. *Transp. Res.Rec.*, 2489(1), 145–152.

[86] Swaroop, DVAHG, Hedrick, J.K., Chien, C.C. and Ioannou, P., 1994. A comparision of spacing and headway Contr. laws for Automat.ally Contr.led vehicles1. *Vehicle Syst. dynamics*, 23(1), pp.597-625.

[87] Li, P.Y. and Shrivastava, A., 2002. Traf. flow stability induced by constant time headway policy for adaptive cruise Contr. vehicles. *Transp. Res.Part C: Emerg. Technol.*, 10(4), pp.275-301.

[88] Helly, W., 1959. Simulation of bottlenecks in single-lane Traf. flow.

[89] VanderWerf, J., Shladover, S., Kourjanskaia, N., Miller, M. and Krishnan, H., 2001. Modeling effects of driver Contr. assistance Syst. on Traf.. *Transp. Res.Rec.*, 1748(1), pp.167-174.

[90] V. Milanés, J. Villagrà, J. Godoy, C. González. Comparing fuzzy and Intell. PI Contr.lers in stop-and-go manoeuvres *IEEE Trans. Contr. Syst. Technol.*, 20 (2012), pp. 770-778

[91] Dias, J.E.A., Pereira, G.A.S. and Palhares, R.M., 2014. Longitudinal model identification and velocity Contr. of an autonomous car. *IEEE Trans. on Intell. Transp. Syst.*, 16(2), pp.776-786.

[92] Kim, S.G., Tomizuka, M. and Cheng, K.H., 2012. Smooth motion Contr. of the adaptive cruise Contr. Syst. by a virtual lead vehicle. *Int. J. of Automotive Technol.*, 13(1), pp.77-85.

[93] Jin, I.G. and Orosz, G., 2016. Optimal Contr. of connected vehicle Syst. with communication delay and driver reaction time. *IEEE Trans. on Intell. Transp. Syst.*, 18(8), pp.2056-2070.

[94] Holve, R., Protzel, P., Bernasch, J. and Naab, K., 1995. Adaptive fuzzy Contr. for driver assistance in car-following. *Proc. 3rd EUFIT*, pp.1149-1153.

[95] Naranjo, J.E., González, C., Reviejo, J., García, R. and De Pedro, T., 2003. Adaptive fuzzy Contr. for inter-vehicle gap keeping. *IEEE Trans. on Intell. Transp. Syst.*, 4(3), pp.132-142.

[96] Pérez, J., Milanés, V., Godoy, J., Villagra, J. and Onieva, E., 2013. Cooperative Contr.lers for highways based on human experience. *Expert Syst. with Applicat.*, 40(4), pp.1024-1033.

[97] Zhang, L. and Orosz, G., 2016. Motif-based design for connected vehicle Syst. in presence of heterogeneous connectivity structures and time delays. *IEEE Trans. on Intell. Transp. Syst.*, 17(6), pp.1638-1651.

[98] E. T. Aziziaghdam and O. B. Alankuş, "Longitudinal Contr. of Autonomous Vehicles Consisting Powertrain With Nonlinear Characteristics," in *IEEE Trans. on Intell. Vehicles*, vol. 7, no. 1, pp. 133-142, March 2022, doi: 10.1109/TIV.2021.3115265.

[99] Bageshwar, V.L., Garrard, W.L. and Rajamani, R., 2004. Model predictive Contr. of transitional maneuvers for adaptive cruise Contr. vehicles. *IEEE Trans. on Veh. Technol.*, 53(5), pp.1573-1585.

[100] Moser, D., Waschl, H., Kirchsteiger, H., Schmied, R. and Del Re, L., 2015, July. Cooperative adaptive cruise Contr. applying stochastic linear model predictive Contr. strategies. In *2015 European Contr. Conf. (ECC)* (pp. 3383-3388). IEEE.

[101] Cheng, S., Li, L., Mei, M.M., Nie, Y.L. and Zhao, L., 2019. Multiple-objective adaptive cruise Contr. Syst. integrated with DYC. *IEEE Trans. on Veh. Technol.*, 68(5), pp.4550-4559.

[102] Hoogendoorn, S., Hoogendoorn, R., Wang, M. and Daamen, W., 2012. Modeling driver, driver support, and cooperative Syst. with dynamic optimal Contr.. *Transp. Res.Rec.*, 2316(1), pp.20-30.

[103] Wang, M., Treiber, M., Daamen, W., Hoogendoorn, S.P. and van Arem, B., 2013. Modelling supported driving as an optimal Contr. cycle: Framework and model characteristics. *Procedia-Social and Behavioral Sci.*, 80, pp.491-511.

[104] Kehtarnavaz, N., Groszold, N., Miller, K. and Lascoe, P., 1998. A transportable neural-network approach to autonomous vehicle following. *IEEE Trans. on Veh. Technol.*, 47(2), pp.694-702.

[105] Panwai, S. and Dia, H., 2007. Neural agent car-following models. *IEEE Trans. on Intell. Transp. Syst.*, 8(1), pp.60-70.

[106] Khodayari, A., Ghaffari, A., Kazemi, R. and Brauningl, R., 2012. A modified car-following model based on a neural network model of the human driver effects. *IEEE Trans. on Syst., Man, and Cybernetics-Part A: Syst. and Humans*, 42(6), pp.1440-1449.

[107] Zheng, J., Suzuki, K. and Fujita, M., 2013. Car-following behavior with instantaneous driver-vehicle reaction delay: A neural-network-based methodology. *Transp. Res.part C: Emerg. Technol.*, 36, pp.339-351.

[108] Wei, D. and Liu, H., 2013. Anal. of asymmetric driving behavior using a self-learning approach. *Transp. Res.Part B: Meth.*, 47, pp.1-14.

- [109] He, Z., Zheng, L. and Guan, W., 2015. A simple nonparametric car-following model driven by field data. *Transp. Res. Part B: Meth.*, 80, pp.185-201.
- [110] Papathanasopoulou, V. and Antoniou, C., 2015. Towards data-driven car-following models. *Transp. Res. Part C: Emerg. Technol.*, 55, pp.496-509.
- [111] Yang, D., Zhu, L., Liu, Y., Wu, D. and Ran, B., 2018. A novel car-following Contr. model combining Mach. learning and kinematics models for automated vehicles. *IEEE Trans. on Veh. Technol.*, 69(1), pp.338-348.
- [112] Kamjoo, E., Saedi, R., Zockaie, A., Ghamami, M., Gates, T. and Talebpour, A., 2022. Developing Car-Following Models for Winter Maintenance Operat. Incorporating Mach. Learning Methods. *Transp. Res. Rec.*, p.03611981221107630.
- [113] Zhou, M., Qu, X. and Li, X., 2017. A recurrent neural network based microscopic car following model to predict Traf. oscillation. *Transp. Res. part C: Emerg. Technol.*, 84, pp.245-264.
- [114] Wang, X., Jiang, R., Li, L., Lin, Y., Zheng, X. and Wang, F.Y., 2017. Capturing car-following behaviors by deep learning. *IEEE Trans. on Intell. Transp. Syst.*, 19(3), pp.910-920.
- [115] Wu, Y., Tan, H., Chen, X. and Ran, B., 2019. Memory, attention and prediction: a deep learning architecture for car-following. *Transportmetrica B: Transport Dynamics*, 7(1), pp.1553-1571.
- [116] Wang, X., Jiang, R., Li, L., Lin, Y.L. and Wang, F.Y., 2019. Long memory is important: A test study on deep-learning based car-following model. *Physica A: Statistical Mechanics and its Applicat.*, 514, pp.786-795.
- [117] Zhang, X., Sun, J., Qi, X. and Sun, J., 2019. Simultaneous modeling of car-following and lane-changing behaviors using deep learning. *Transp. Res. part C: Emerg. Technol.*, 104, pp.287-304.
- [118] Ma, L. and Qu, S., 2020. A sequence to sequence learning based car-following model for multistep predictions considering reaction delay. *Transp. Res. part C: Emerg. Technol.*, 120, p.102785.
- [119] Mo, Z., Shi, R. and Di, X., 2021. A Physics-informed deep learning paradigm for car-following models. *Transp. Res. part C: Emerg. Technol.*, 130, p.103240.
- [120] Zhou, J., Wan, J. and Zhu, F., 2022. Transfer Learning Based Long Short-Term Memory Car-Following Model for Adaptive Cruise Contr.. *IEEE Trans. on Intell. Transp. Syst.*
- [121] Ioannu P.A. and Chien C.C. "Autonomous Intell. Cruise Contr.". *IEEE Trans. on Veh. Technol.*, Vol 42, No. 4, Nov, pp 657-672. 1993.
- [122] Desjardins, C. and Chaib-Draa, B., 2011. Cooperative adaptive cruise Contr.: A reinforcement learning approach. *IEEE Trans. on Intell. Transp. Syst.*, 12(4), pp.1248-1260.
- [123] Kuefler, A., Morton, J., Wheeler, T. and Kochenderfer, M., 2017, June. Imitating driver behavior with generative adversarial networks. In 2017 IEEE Intell. Vehicles Symp. (IV) (pp. 204-211). IEEE.
- [124] Zhu, M., Wang, X. and Wang, Y., 2018. Human-like autonomous car-following model with deep reinforcement learning. *Transp. Res. part C: Emerg. Technol.*, 97, pp.348-368.
- [125] Zhang, Y., Guo, L., Gao, B., Qu, T. and Chen, H., 2019. Deterministic promotion reinforcement learning Appl. to longitudinal velocity Contr. for automated vehicles. *IEEE Trans. on Veh. Technol.*, 69(1), pp.338-348.
- [126] Li, M., Li, Z., Xu, C. and Liu, T., 2020. Deep reinforcement learning-based vehicle driving strategy to reduce crash risks in Traf. oscillations. *Transp. Res. Rec.*, 2674(10), pp.42-54.
- [127] Yen, Y.T., Chou, J.J., Shih, C.S., Chen, C.W. and Tsung, P.K., 2020, September. Proactive car-following using deep-reinforcement learning. In 2020 IEEE 23rd Int. Conf. on Intell. Transp. Syst. (ITSC) (pp. 1-6). IEEE.
- [128] Yavas, U., Kumbasar, T. and Ure, N.K., 2022, June. Model-Based Reinforcement Learning for Advanced Adaptive Cruise Contr.: A Hybrid Car Following Policy. In 2022 IEEE Intell. Vehicles Symp. (IV) (pp. 1466-1472). IEEE.
- [129] Wang, Z., Huang, H., Tang, J., Meng, X. and Hu, L., 2022. Velocity Contr. in car-following behavior with autonomous vehicles using reinforcement learning. *Accident Anal. & Prevention*, 174, p.106729.
- [130] Masmoudi, M., Friji, H., Ghazzai, H. and Massoud, Y., 2021. A reinforcement learning framework for video frame-based autonomous car-following. *IEEE Open J. of Intell. Transp. Syst.*, 2, pp.111-127.
- [131] X. Tang, J. Chen, K. Yang, M. Toyoda, T. Liu and X. Hu, "Visual Detection and Deep Reinforcement Learning-Based Car Following and Energy Manage. for Hybrid Electric Vehicles," in *IEEE Trans. on Transp. Electrification*, vol. 8, no. 2, pp. 2501-2515, June 2022, doi: 10.1109/TTE.2022.3141780.
- [132] Ng, A.Y. and Russell, S., 2000, June. Algorithms for inverse reinforcement learning. In *Icml (Vol. 1, p. 2)*.
- [133] Shimosaka, M., Kaneko, T. and Nishi, K., 2014, October. Modeling risk anticipation and defensive driving on residential roads with inverse reinforcement learning. In 17th Int. IEEE Conf. on Intell. Transp. Syst. (ITSC) (pp. 1694-1700). IEEE.
- [134] Shimosaka, M., Nishi, K., Sato, J. and Kataoka, H., 2015, June. Predicting driving behavior using inverse reinforcement learning with multiple reward functions towards environmental diversity. In 2015 IEEE Intell. Vehicles Symp. (IV) (pp. 567-572). IEEE.
- [135] Gao, H., Shi, G., Xie, G. and Cheng, B., 2018. Car-following method based on inverse reinforcement learning for autonomous vehicle decision-making. *Int. J. of Advanced Robotic Syst.*, 15(6), p.1729881418817162.
- [136] Zhou, Y., Fu, R. and Wang, C., 2020. Learning the car-following behavior of drivers using maximum entropy deep inverse reinforcement learning. *J. of advanced Transp.*, 2020.
- [137] Z. Zhao et al., "Personalized Car Following for Autonomous Driving with Inverse Reinforcement Learning," 2022 Int. Conf. on Robot. and Automat. (ICRA), 2022, pp. 2891-2897.
- [138] Chen, D., Srivastava, A., Ahn, S. and Li, T., 2020. Traffic dynamics under speed disturbance in mixed traffic with automated and non-automated vehicles. *Transportation research part C: emerging technologies*, 113, pp.293-313.
- [139] Kontar, W., Li, T., Srivastava, A., Zhou, Y., Chen, D. and Ahn, S., 2021. On multi-class automated vehicles: Car-following behavior and its implications for traffic dynamics. *Transportation research part C: emerging technologies*, 128, p.103166.

- [140] Sun, Z., Huang, T. and Zhang, P., 2020. Cooperative decision-making for mixed traffic: A ramp merging example. *Transportation research part C: emerging technologies*, 120, p.102764.
- [141] Ye, L. and Yamamoto, T., 2018. Modeling connected and autonomous vehicles in heterogeneous traffic flow. *Physica A: Statistical Mechanics and its Applications*, 490, pp.269-277.
- [142] Y. Taniguchi, R. Nishi, T. Ezaki, and K. Nishinari, "Jam-absorption driving with a car-following model," *Phys. A, Statist. Mech. Appl.*, vol. 433, pp. 304–315, 2015.
- [143] He, Z., Zheng, L., Song, L. and Zhu, N., 2016. A jam-absorption driving strategy for mitigating traffic oscillations. *IEEE Transactions on Intelligent Transportation Systems*, 18(4), pp.802-813.
- [144] Wei, Y., Avci, C., Liu, J., Belezamo, B., Aydın, N., Li, P.T. and Zhou, X., 2017. Dynamic programming-based multi-vehicle longitudinal trajectory optimization with simplified car following models. *Transportation research part B: methodological*, 106, pp.102-129.
- [145] Saifuzzaman, M., Zheng, Z., Haque, M.M. and Washington, S., 2015. Revisiting the Task–Capability Interface model for incorporating human factors into car-following models. *Transportation research part B: methodological*, 82, pp.1-19.
- [146] Chen, X., Sun, J., Ma, Z., Sun, J. and Zheng, Z., 2020. Investigating the long-and short-term driving characteristics and incorporating them into car-following models. *Transportation research part C: emerging technologies*, 117, p.102698.
- [147] Li, Y., Zhang, L., Zheng, H., He, X., Peeta, S., Zheng, T. and Li, Y., 2015. Evaluating the energy consumption of electric vehicles based on car-following model under non-lane discipline. *Nonlinear Dynamics*, 82, pp.629-641.
- [148] Xie, D.F., Zhao, X.M. and He, Z., 2018. Heterogeneous traffic mixing regular and connected vehicles: Modeling and stabilization. *IEEE Transactions on Intelligent Transportation Systems*, 20(6), pp.2060-2071.
- [149] Davis, L.C., 2014. Nonlinear dynamics of autonomous vehicles with limits on acceleration. *Physica A: Statistical Mechanics and its Applications*, 405, pp.128-139.
- [150] Liu, H., Sun, D. and Zhao, M., 2016. Analysis of traffic flow based on car-following theory: a cyber-physical perspective. *Nonlinear Dynamics*, 84, pp.881-893.
- [151] Zhu, W.X. and Zhang, H.M., 2018. Analysis of mixed traffic flow with human-driving and autonomous cars based on car-following model. *Physica A: Statistical Mechanics and its Applications*, 496, pp.274-285.
- [152] Gunter, G., Janssen, C., Barbour, W., Stern, R.E. and Work, D.B., 2019. Model-based string stability of adaptive cruise control systems using field data. *IEEE Transactions on Intelligent Vehicles*, 5(1), pp.90-99.
- [153] S. Cui, B. Seibold, R. Stern and D. B. Work, "Stabilizing traffic flow via a single autonomous vehicle: Possibilities and limitations," 2017 IEEE Intelligent Vehicles Symposium (IV), Los Angeles, CA, USA, 2017, pp. 1336-1341, doi: 10.1109/IVS.2017.7995897.
- [154] Talebpour, A. and Mahmassani, H.S., 2016. Influence of connected and autonomous vehicles on traffic flow stability and throughput. *Transportation research part C: emerging technologies*, 71, pp.143-163.
- [155] Rahman, M.S. and Abdel-Aty, M., 2018. Longitudinal safety evaluation of connected vehicles' platooning on expressways. *Accident Analysis & Prevention*, 117, pp.381-391.
- [156] Huang, Y., Ye, Y., Sun, J. and Tian, Y., 2023. Characterizing the Impact of Autonomous Vehicles on Macroscopic Fundamental Diagrams. *IEEE Transactions on Intelligent Transportation Systems*.
- [157] Sun, J., Zheng, Z. and Sun, J., 2018. Stability analysis methods and their applicability to car-following models in conventional and connected environments. *Transportation research part B: methodological*, 109, pp.212-237.
- [158] Li, T., Hui, F., Zhao, X., Liu, C. and Ngoduy, D., 2020. Modelling heterogeneous traffic dynamics by considering the influence of V2V safety messages. *IET Intelligent Transport Systems*, 14(4), pp.220-227.
- [159] Jia, D. and Ngoduy, D., 2016. Platoon based cooperative driving model with consideration of realistic inter-vehicle communication. *Transportation Research Part C: Emerging Technologies*, 68, pp.245-264.
- [160] Li, T., Han, X. and Ma, J., 2021. Cooperative perception for estimating and predicting microscopic traffic states to manage connected and automated traffic. *IEEE Transactions on Intelligent Transportation Systems*, 23(8), pp.13694-13707.
- [161] Sun, Z., Huang, T. and Zhang, P., 2020. Cooperative decision-making for mixed traffic: A ramp merging example. *Transportation research part C: emerging technologies*, 120, p.102764.
- [162] Navas, F. and Milanés, V., 2019. Mixing V2V-and non-V2V-equipped vehicles in car following. *Transportation research part C: emerging technologies*, 108, pp.167-181.
- [163] Zheng, Y., Wang, J. and Li, K., 2020. Smoothing traffic flow via control of autonomous vehicles. *IEEE Internet of Things Journal*, 7(5), pp.3882-3896.
- [164] Nishi, R., 2020. Theoretical conditions for restricting secondary jams in jam-absorption driving scenarios. *Physica A: Statistical Mechanics and its Applications*, 542, p.123393.
- [165] Kesting, A., Treiber, M., Schönhof, M. and Helbing, D., 2008. Adaptive cruise control design for active congestion avoidance. *Transportation Research Part C: Emerging Technologies*, 16(6), pp.668-683.
- [166] Wang, P., Wu, X. and He, X., 2020. Modeling and analyzing cyberattack effects on connected automated vehicular platoons. *Transportation research part C: emerging technologies*, 115, p.102625.
- [167] Wang, P., Yu, G., Wu, X., Wang, Y. and He, X., 2019. Spreading patterns of malicious information on single - lane platooned traffic in a connected environment. *Computer - Aided Civil and Infrastructure Engineering*, 34(3), pp.248-265.
- [168] Ro, J.W., Roop, P.S., Malik, A. and Ranjitkar, P., 2017. A formal approach for modeling and simulation of human car-following behavior. *IEEE transactions on intelligent transportation systems*, 19(2), pp.639-648.
- [169] Saifuzzaman, M., Zheng, Z., Haque, M.M. and Washington, S., 2015. Revisiting the Task–Capability Interface

- model for incorporating human factors into car-following models. *Transportation research part B: methodological*, 82, pp.1-19.
- [170] Chen, X., Sun, J., Ma, Z., Sun, J. and Zheng, Z., 2020. Investigating the long-and short-term driving characteristics and incorporating them into car-following models. *Transportation research part C: emerging technologies*, 117, p.102698.
- [171] Ro, J.W., Roop, P.S., Malik, A. and Ranjitkar, P., 2017. A formal approach for modeling and simulation of human car-following behavior. *IEEE transactions on intelligent transportation systems*, 19(2), pp.639-648.
- [172] Van Lint, J.W.C. and Calvert, S.C., 2018. A generic multi-level framework for microscopic traffic simulation—Theory and an example case in modelling driver distraction. *Transportation Research Part B: Methodological*, 117, pp.63-86.
- [173] An, S., Xu, L., Qian, L., Chen, G., Luo, H. and Li, F., 2020. Car-following model for autonomous vehicles and mixed traffic flow analysis based on discrete following interval. *Physica A: Statistical Mechanics and its Applications*, 560, p.125246.
- [174] Sun, D., Chen, D., Zhao, M., Liu, W. and Zheng, L., 2018. Linear stability and nonlinear analyses of traffic waves for the general nonlinear car-following model with multi-time delays. *Physica A: Statistical Mechanics and its Applications*, 501, pp.293-307.
- [175] Li, Y., Chen, W., Peeta, S. and Wang, Y., 2019. Platoon control of connected multi-vehicle systems under V2X communications: Design and experiments. *IEEE Transactions on Intelligent Transportation Systems*, 21(5), pp.1891-1902.
- [176] Meng, Y., Li, L., Wang, F.Y., Li, K. and Li, Z., 2017. Analysis of cooperative driving strategies for nonsignalized intersections. *IEEE Transactions on Vehicular Technology*, 67(4), pp.2900-2911.
- [177] Jia, D. and Ngoduy, D., 2016. Enhanced cooperative car-following traffic model with the combination of V2V and V2I communication. *Transportation Research Part B: Methodological*, 90, pp.172-191.
- [178] Jia, D. and Ngoduy, D., 2016. Enhanced cooperative car-following traffic model with the combination of V2V and V2I communication. *Transportation Research Part B: Methodological*, 90, pp.172-191.
- [179] Zhao, W., Ngoduy, D., Shepherd, S., Liu, R. and Papageorgiou, M., 2018. A platoon based cooperative eco-driving model for mixed automated and human-driven vehicles at a signalised intersection. *Transportation Research Part C: Emerging Technologies*, 95, pp.802-821.
- [180] Wang, Y., Wang, Z., Han, K., Tiwari, P. and Work, D.B., 2022. Gaussian process-based personalized adaptive cruise control. *IEEE Transactions on Intelligent Transportation Systems*, 23(11), pp.21178-21189.
- [181] Stern, R.E., Cui, S., Delle Monache, M.L., Bhadani, R., Bunting, M., Churchill, M., Hamilton, N., Pohlmann, H., Wu, F., Piccoli, B. and Seibold, B., 2018. Dissipation of stop-and-go waves via control of autonomous vehicles: Field experiments. *Transportation Research Part C: Emerging Technologies*, 89, pp.205-221.
- [182] S. Cui, B. Seibold, R. Stern and D. B. Work, "Stabilizing traffic flow via a single autonomous vehicle: Possibilities and limitations," 2017 IEEE Intelligent Vehicles Symposium (IV), Los Angeles, CA, USA, 2017, pp. 1336-1341, doi: 10.1109/IVS.2017.7995897.
- [183] Nishi, R., Tomoeda, A., Shimura, K. and Nishinari, K., 2013. Theory of jam-absorption driving. *Transportation Research Part B: Methodological*, 50, pp.116-129.
- [184] Chen, T., Wang, M., Gong, S., Zhou, Y. and Ran, B., 2021. Connected and automated vehicle distributed control for on-ramp merging scenario: A virtual rotation approach. *Transportation Research Part C: Emerging Technologies*, 133, p.103451.
- [185] Zhou, Y., Ahn, S., Chitturi, M. and Noyce, D.A., 2017. Rolling horizon stochastic optimal control strategy for ACC and CACC under uncertainty. *Transportation Research Part C: Emerging Technologies*, 83, pp.61-76.
- [186] Wang, Y. and Jin, P.J., 2023. Model predictive control policy design, solutions, and stability analysis for longitudinal vehicle control considering shockwave damping. *Transportation Research Part C: Emerging Technologies*, 148, p.104038.
- [187] Wang, Z., Han, K. and Tiwari, P., 2021. Digital twin-assisted cooperative driving at non-signalized intersections. *IEEE Transactions on Intelligent Vehicles*, 7(2), pp.198-209.
- [188] Harth, M., Bin Amjad, U., Kates, R. and Bogenberger, K., 2022. Incorporation of human factors to a data-driven car-following model. *Transportation research record*, 2676(10), pp.291-302.
- [189] Ma, L. and Qu, S., 2020. A sequence to sequence learning based car-following model for multi-step predictions considering reaction delay. *Transportation research part C: emerging technologies*, 120, p.102785.
- [190] Huang, X., Sun, J. and Sun, J., 2018. A car-following model considering asymmetric driving behavior based on long short-term memory neural networks. *Transportation research part C: emerging technologies*, 95, pp.346-362.
- [191] Wu, C., Kreidieh, A., Vinitsky, E. and Bayen, A.M., 2017, October. Emergent behaviors in mixed-autonomy traffic. In *Conference on Robot Learning* (pp. 398-407). PMLR
- [192] Vinitsky, E., Kreidieh, A., Le Flem, L., Kheterpal, N., Jang, K., Wu, C., Wu, F., Liaw, R., Liang, E. and Bayen, A.M., 2018, October. Benchmarks for reinforcement learning in mixed-autonomy traffic. In *Conference on robot learning* (pp. 399-409). PMLR.
- [193] E. Vinitsky, K. Parvate, A. Kreidieh, C. Wu and A. Bayen, "Lagrangian Control through Deep-RL: Applications to Bottleneck Decongestion," 2018 21st International Conference on Intelligent Transportation Systems (ITSC), Maui, HI, USA, 2018, pp. 759-765, doi: 10.1109/ITSC.2018.8569615.