

# Research without Re-search: Maximal Update Parametrization Yields Accurate Loss Prediction across Scales

Yiqun Yao and Yequan Wang\*

Beijing Academy of Artificial Intelligence, Beijing, China  
yqyao@baai.ac.cn, tshwangyequan@gmail.com

## Abstract

As language models scale up, it becomes increasingly expensive to verify research ideas because conclusions on small models do not trivially transfer to large ones. A possible solution is to establish a generic system that directly predicts some metrics for large models solely based on the results and hyperparameters from small models. Existing methods based on scaling laws require hyperparameter search on the largest models, which is impractical with limited resources. We address this issue by presenting our discoveries indicating that Maximal Update parametrization ( $\mu$ P) enables accurate fitting of scaling laws for hyperparameters close to common loss basins, without any search. Thus, different models can be directly compared on large scales with loss prediction even before the training starts. We propose a new paradigm as a first step towards reliable academic research for any model scale without heavy computation<sup>1</sup>.

## 1 Introduction

Artificial intelligence has been in a new era since the emergency of extremely large pre-trained models (Brown et al., 2020; Ouyang et al., 2022; Hoffmann et al., 2022; Chowdhery et al., 2022; Touvron et al., 2023; OpenAI, 2023). However, as the number of parameters goes beyond 100 billions, it becomes nearly impossible to directly verify research ideas or search for the best hyperparameters (HPs) by training the models themselves for multiple times. This prevents researchers from efficiently making improvements that are reliable on any scales, and results in enormous waste of computational resources and intellectual efforts.

As a possible solution to this issue, the technical report of GPT-4 (OpenAI, 2023) showed that some behaviors of large models can be accurately predicted before the training starts. In this paper,

we propose a method that achieves the same goal, which is the first time in the open source world, to the best of our knowledge.

Our method is inspired by two series work: Scaling Laws (Kaplan et al., 2020; Brown et al., 2020; Henighan et al., 2020; Hoffmann et al., 2022) and Tensor Programs (Yang and Hu, 2021; Yang et al., 2021; Golikov and Yang, 2022; Littwin and Yang, 2023). Scaling laws showed empirically that some metrics of models can be fitted well as a power-law function ( $y = aC^b + c$ ) of model sizes or total computation; however, the optimal HPs (i.e. learning rates) still need to be searched for each size, limiting its *predictive* ability. On the other hand, Tensor Programs proved theoretically that for certain classes of hyperparameters, their optimal values can be well-transferred among all model widths (Figure 1), with a unique mapping named Maximal Update Parametrization ( $\mu$ P) (Yang et al., 2021).  $\mu$ P allows some optimal HPs of “wide” models to be directly computed based on grid search on “narrow” ones. However, it can not predict the loss values themselves under these HPs, but only knows which HPs are better.

We propose a loss prediction method (Section 2.4) summarized as follows: different from (Kaplan et al., 2020; Henighan et al., 2020), to fit a scaling law, we generate a set of models by varying *only* the widths; we configure each of these models with  $\mu$ -transferable hyperparameters (HPs) (including initialization variances, learning rates, and multipliers), subject to a  $\mu$ P function. This ensures that they have mutually aligned *loss landscapes* (training loss curves w.r.t. a  $\mu$ -transferable HP, see Figure 1); thus, once the optimal HP for a small width is found by grid search, it is also the optimal HP for all widths under  $\mu$ P; as a critical step, we show with our experiments that, for an optimal HP point, as well as HPs in the *loss basin* (an area in HP space with low losses) around it, the losses can be accurately fitted by a power-law

\*Corresponding author

<sup>1</sup>Code will be publicly available shortly.

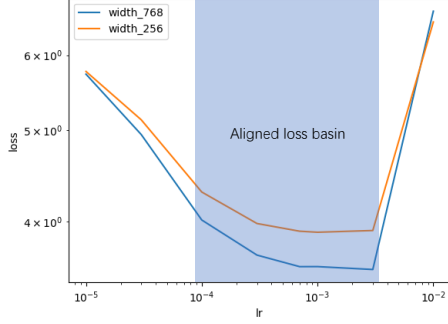


Figure 1: The loss landscapes are aligned for models with different widths under  $\mu P$ . This example is from our experiments with 6-layer GPTs with width 256 and 768. For more examples please refer to (Yang et al., 2021).

function w.r.t model sizes. Thus, loss can be predicted for arbitrary width by grid-searching for the optimal HP *only once* on a small width.

One step further, we propose a new research and evaluation paradigm that enables meaningful comparison of different models or research ideas on extremely large models without actually training them.

## 2 Method

We first discuss our problem setting in Section 2.1, followed by preliminaries of  $\mu P$  (Section 2.2) and scaling laws (Section 2.3). We introduce our method for loss prediction in Section 2.4.

### 2.1 Generalizing to Large Scales

A wide range of existing research could potentially be unreliable while generalizing to large scales. Suppose a small model  $M_1$  can be trained with an optimal HP  $H_1$  to achieve a loss  $L_1$ , while research suggests a model  $M_2$  has a better  $L_2 < L_1$  with  $H_2$ . For a larger version of both models:  $M'_1$  and  $M'_2$ , typically, we have  $H'_1 \neq H_1$  and  $H'_2 \neq H_2$ , and both  $H'_1$  and  $H'_2$  must be re-searched. Moreover, there is also no guarantee that  $L'_2 < L'_1$  still holds. We use these notations throughout our paper.

### 2.2 Maximal Update Parametrization

Maximal Update Parametrization ( $\mu P$ ) (Yang et al., 2021) is a transferring function for certain classes of HPs (namely  $\mu$ Transferable HPs) w.r.t. model widths. For Transformers (Vaswani et al., 2017), width is defined as the dimension of embeddings and the inputs/outputs of each block. Theories (Golikov and Yang, 2022; Littwin and Yang, 2023;

Hyperparameter (weight)	$M$	$M' \sim r$
AdamW learning rate (matrix-like)	$l$	$l/r$
AdamW learning rate (others)	$l$	$l$
Initialization variance (matrix-like)	$\sigma$	$\sigma/r$
Initialization variance (others)	$\sigma$	$\sigma$
Multiplier (output)	$\tau$	$\tau/r$
Multiplier (others)	$\tau$	$\tau$

Table 1:  $\mu P$  function for a model  $M'$  that is  $r$  times of the widths of  $M$ . If a parameter tensor has 2 dimensions that goes infinite when the model width goes infinite, it is “matrix-like” (e.g. a fully-connected hidden layer); if the number is 1 or 0, it belongs to the “others” class. Note that embedding layers are “others”. “Output” means the layer that maps an infinite dimension to a finite dimension, which is the word decoding layer (*lm\_head*) in Transformers. Multiplier is a constant multiplied on a parameter tensor, which has similar function to softmax temperature.

Yang and Hu, 2021) suggest that for learning rate, initialization variance, and parameter multipliers, the *optimal* HP  $H$  for a small width  $w$  and  $H'$  for a large width  $w'$  satisfy  $H' = \mu P(H, r)$ , where  $r = w'/w$ . As an example, we illustrate the  $\mu P$  function we use in Table 1, which corresponds to Table 8 in (Yang et al., 2021). Please refer to the original papers for theoretical derivations.

$\mu P$  eliminates the search for the  $\mu$ Transferable HPs mentioned above on large models. However, researches usually take place on the models themselves ( $M'_1, M'_2$ ) and non- $\mu$ Transferable HPs (e.g. batch size and layer number). However, no conclusions shall be reached until the training on ( $M'_i, H'_i$ ) pairs are actually conducted, which is time-consuming even with only part of the data.

### 2.3 Scaling Laws

Scaling laws (Kaplan et al., 2020; Hoffmann et al., 2022; OpenAI, 2023) suggest by empirical results that the cross entropy losses satisfy a power-law function  $L(C) = aC^b + c$  with variable  $C$  being model sizes, computational budgets, or sometimes dataset sizes, while  $\{a, b, c\}$  are constants that can be fitted.  $H'$  must be searched on each  $C$  for the optimal HP, otherwise the function no longer holds (Section 3.2). Thus, using scaling law alone does not reach conclusions on large models before training, either.

### 2.4 Our Method

We propose a loss prediction method that leverages the observation that  $\mu P$  and scaling laws are complementary for this objective: first, a formal function is needed to directly calculate the loss

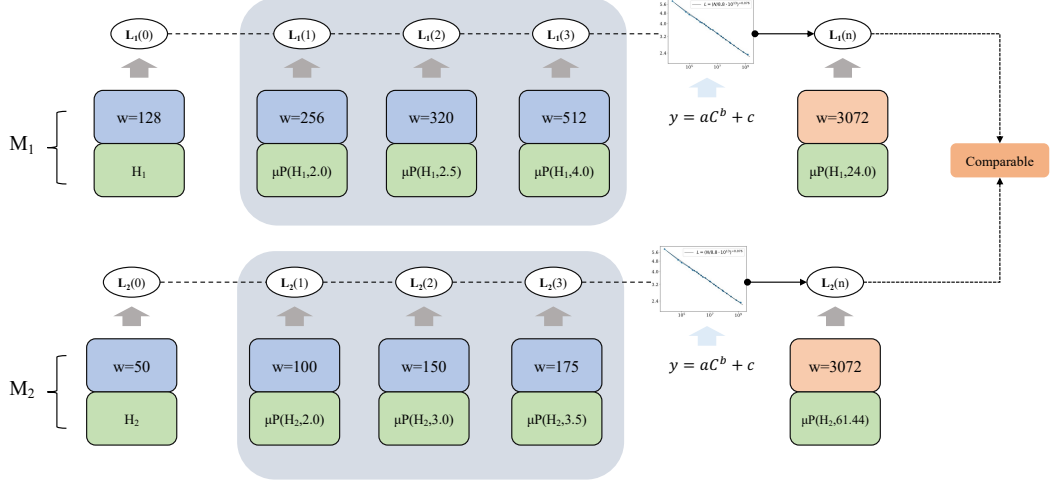


Figure 2: Loss prediction with our method. To make different models comparable, we predict their losses on a target width through  $\mu P$  and scaling law.

values; second, knowledge is needed for what  $H'$  should be used for training both the target model  $M'$  and each model used to fit the scaling law.

With a small base model  $M$ , we predict the loss of any model  $M'$  that is only different from  $M$  by width<sup>2</sup>. Our method is as follows (Figure 2):

First, we search for the optimal  $\mu$ Transferable HPs  $H$  = (learning rate, init variance, multipliers) via grid search on  $M$ .

Second, we generate a series of agent models  $\{M(w_0), M(w_1), M(w_2), \dots, M(w_n)\}$  with  $M = M(w_0)$  and  $M' = M(w_n)$ . They differ only in widths  $\{w_0, w_1, \dots, w_n\}$ . We know that  $H(i) = \mu P(H, w_i/w_0)$  are the optimal HPs for each  $M(w_i)$ ,  $i \in [0, n]$ .

Third, we select some small  $w_i$ 's, train the models  $M(w_i)$  with  $H(i)$ , and achieve loss  $L(i)$ . Based on these points, we fit a power-law function of  $L$  w.r.t. the number of parameters, and expect that this function accurately predicts  $L' = L(n)$  that could be achieved by training  $M' = M(w_n)$  with HP  $H' = H(n)$ . This critical step has not been theoretically studied yet, but we support this empirically with our experiments Section 3.2.

See also Algorithm 1 for the whole story.

### 3 Experiments

We first introduce our experimental settings (Section 3.1), and then present loss prediction results and analysis (Section 3.2).

<sup>2</sup>Note that “width” has a similar definition as *fan\_in* for a linear layer and can be different for each layer.

### 3.1 Settings

**Model Settings** We train several groups of GPT-2 (Radford et al., 2019) models on the OpenWebText (Gokaslan and Cohen, 2019) dataset, and fit scaling laws to predict their training<sup>3</sup> loss. In our main experiments, we use a Huggingface implementation<sup>4</sup> of GPT-2 with 12 layers. We use a batch size of 48. The model is expected to train on 10% of the full data, which is 34,912 steps in total; the learning rate is set accordingly with a log-linear warmup within 1% of the steps, and a linear decay to 0. However, we exit training and fit the loss at 20k steps to save computations as well as study its influences on the predicative performances. The batches are fed to the model in the same order for all runs. The models have widths ranging from 128 to 3072 and number of parameters ranging from 8M to 1.4B (Table 2).

**$\mu P$  Settings** All our models are trained from scratch due to the requirement of  $\mu P$ . We also initialize the word embedding and query parameters to all-zero as suggested by (Yang et al., 2021) to avoid Gaussian Process<sup>5</sup>. We use a fixed head dimension of 64 for each attention head and increase the head numbers with the model width. Dropout and weight decay are set to 0.<sup>6</sup> We use an AdamW

<sup>3</sup>For evaluation loss on wikitext (Merity et al., 2016), please check Appendix A.

<sup>4</sup><https://huggingface.co/gpt2>

<sup>5</sup>A Gaussian Process with may cause misalignment of landscapes between small and large models.

<sup>6</sup>Unlike other non- $\mu$ Transferable HPs that can be searched as part of the model (batch size, depth, seq length), dropout and weight decay may influence the correctness of  $\mu P$  by

Width	128	256	384	512	640	768	896	1024	2048	3072
#Params	8.53	21.56	39.09	61.12	87.65	118.68	154.21	194.24	676.48	1446.72

Table 2: Widths and parameter numbers. Unlike (Kaplan et al., 2020), we also count embedding weights as parameters.

optimizer with default configurations (Loshchilov and Hutter, 2017).

### 3.2 Main Results

Our main goal is to justify the third step in Section 2.4. We use a base width of 256 to grid-search for the optimal (learning rate, initialization standard deviation, input&output multipliers) = (7.5e-4, 0.04, 6.0), and sample 4 other points inside and outside of the loss basin around it. These HPs are  $\mu$ Transferred to other widths by Table 1. Data points with widths  $\leq 1024$  are used to fit the power-law curves and predict the loss for widths  $> 1024$ . Results are presented in Figure 3. Please see Appendix C for numerical values. We observe the followings:

*Successful loss prediction for HPs near the loss basin.* We find that the scaling law is fitted better for HPs with lower loss, and it is successful for multiple HP points around the loss basin, making it robust in practice. For these HPs, training loss of the largest model is directly predictable with 100x ~10x less model sizes. It is worth noticing that power-law curves are monotonically decreasing, and this expands the conclusion of “the wider, the better” (Yang et al., 2021): under  $\mu$ P, wider networks are not only better, but their loss values are also predictable.

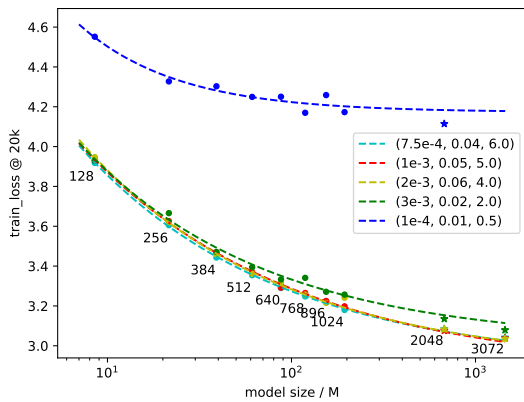


Figure 3: Scaling laws under  $\mu$ P for different HPs.

*Naive transfer fails even in the loss basin.* We theory. We leave this for future studies.

observe that the model diverges if the optimal HPs are naively transferred to large models (Figure 4), which is consistent with common experimental experiences as well as the baseline results in (Yang et al., 2021).

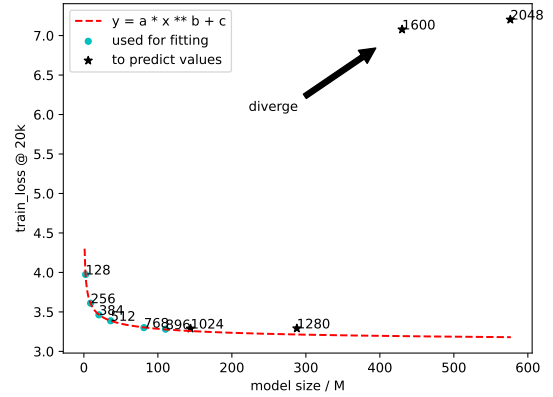


Figure 4: Scaling law fails with a unified HP = (1e-3, 0.05, 5.0) under naive transfer.

*Embedding counts as model size.* We demonstrate in Figure 5 that our scaling law fits worse if embedding weights are not counted in the model sizes, in contrast to (Kaplan et al., 2020; Henighan et al., 2020). This is potentially because  $\mu$ P concluded that the learning rate of embedding layers should *not* be scaled down with widths ((Yang et al., 2021), Section 5), while (Kaplan et al., 2020; Henighan et al., 2020) searched for a unified learning rate for all layers on each model size, making embeddings learned too slow, and matrix-like parameters dominate the training dynamics. We also believe that this brings advantage to our method that our scaling law fits well on both small and large sizes, while other scaling laws sometimes observe outliers on either small (Henighan et al., 2020) or large (Tay et al., 2022) scales.

Please see the Appendix C for discussions on other common topics.

## 4 New Research Paradigm

Based on the experimental results (Section 3.2), we further design a prototype of a new paradigm (Algorithm 1) for research and evaluation, which

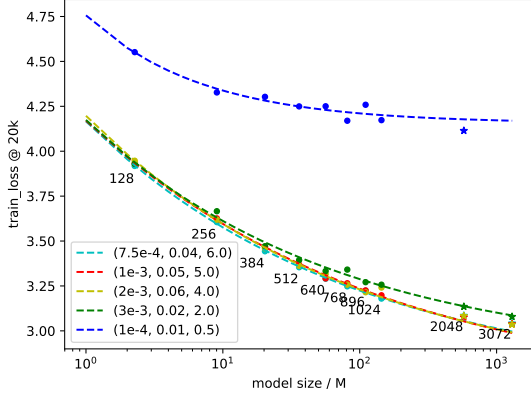


Figure 5: Scaling laws under  $\mu P$  for different HPs with embeddings not counted as parameters.

enables researches with limited computational resources to report plausible comparisons of different models on arbitrary model scales.

## 5 Conclusions

The main conclusion of this work is that we empirically verify that a power-law scaling holds for the loss of a group of models that satisfy Maximal Update Parametrization for HPs near the loss basin. As a result, different model designs and non- $\mu$ Transferable hyperparameters can be searched on small models only once, and directly compared on large scale with loss prediction. Further, we proposed the new paradigm for research without any re-search for HPs. Future work include experiments on larger scales and other model architectures, as well as a theoretical proof of the observations.

## Limitations

Although we showed promising results for model sizes up to 1.4B, verifying on  $\sim 10B$  and  $\sim 100B$  scales by actually training the models are beyond our budget for this research. There is also a known issue for training with  $\mu P$  that FP16 causes underflow in backward passes (Yang et al., 2021) on extremely large models. As far as we know, traditional solutions such as loss scaling (Micikevicius et al., 2017) breaks the conditions of  $\mu P$  and their effectiveness is unknown. However, we are positive on the results because  $\mu P$  is theoretically correct and scaling laws are empirically reliable on any scale, and researchers do not need to grasp all the large model training techniques for 100B scale to make use of Algorithm 1.

---

## Algorithm 1: Research and Evaluation Paradigm on any Scale

---

```

1  $\mathcal{H}$ : all combinations of  $\mu$ Transferable HPs;
2  $\mathcal{W}$ : all possible width values;
3  $\mathcal{P}$ : all model designs and not  $\mu$ Transferable
  HPs, which are the objectives of research;
4  $p^* \in \mathcal{P}$ : best model found;
5  $w_T \in \mathcal{W}$ : target width to predict or produce;
6  $\mathcal{D}$ : training data;
7 for  $p$  in  $\mathcal{P}$  do
8   Select a small width  $w_0 \in \mathcal{W}$ ;
9    $h_0^* \leftarrow \text{grid\_search}(w_0, p, \mathcal{H})$ ;
10  for some small  $w_i$  in  $\mathcal{W}$  do
11     $h_i^* \leftarrow \mu P(h_0^*, w_i/w_0)$ ;
12     $L_i \leftarrow \text{train}(w_i, p, h_i^*, \mathcal{D})$ ;
13     $C_i \leftarrow \text{count\_params}(w_i)$ ;
14  end
15  Fit  $L = aC^b + c$  with all  $L_i$  and  $C_i$ ;
16   $C_T \leftarrow \text{count\_params}(w_T)$ ;
17  Loss prediction:  $L_T(p) \leftarrow aC_T^b + c$ ;
18   $h_T^* \leftarrow \mu P(h_0^*, w_T/w_0)$ ;
19  if  $L_T(p) < L(p^*)$  then
20     $p^* \leftarrow p$ ;
21  end
22 end
23 Conclusion: model  $p^*$  is better according to
  the predicted loss on  $(w_T, h_T^*)$ ;
24 Report all reproducible  $L_i$ ; optionally,
  report evaluation metrics on  $w_i$  as well;
25 Optional:  $\text{train}(w_T, p^*, h_T^*, \mathcal{D})$ ;

```

---

## Acknowledgments

This work was supported by the National Key R&D Program of China (2022ZD0116300) and the National Science Foundation of China (NSFC No. 62106249).

## References

Tom Brown, Benjamin Mann, Nick Ryder, Melanie Subbiah, Jared D Kaplan, Prafulla Dhariwal, Arvind Neelakantan, Pranav Shyam, Girish Sastry, Amanda Askell, Sandhini Agarwal, Ariel Herbert-Voss, Gretchen Krueger, Tom Henighan, Rewon Child, Aditya Ramesh, Daniel Ziegler, Jeffrey Wu, Clemens Winter, Chris Hesse, Mark Chen, Eric Sigler, Mateusz Litwin, Scott Gray, Benjamin Chess, Jack Clark, Christopher Berner, Sam McCandlish, Alec Radford, Ilya Sutskever, and Dario Amodei. 2020. [Language models are few-shot learners](#). In *Advances in Neural Information Processing Systems*,



- volume 33, page 1877–1901. Curran Associates, Inc.
- Aakanksha Chowdhery, Sharan Narang, Jacob Devlin, Maarten Bosma, Gaurav Mishra, Adam Roberts, Paul Barham, Hyung Won Chung, Charles Sutton, Sebastian Gehrmann, et al. 2022. Palm: Scaling language modeling with pathways. *arXiv preprint arXiv:2204.02311*.
- Aaron Gokaslan and Vanya Cohen. 2019. Openweb-text corpus.
- Eugene Golikov and Greg Yang. 2022. [Non-gaussian tensor programs](#). In *Advances in Neural Information Processing Systems*.
- Tom Henighan, Jared Kaplan, Mor Katz, Mark Chen, Christopher Hesse, Jacob Jackson, Heewoo Jun, Tom B Brown, Prafulla Dhariwal, Scott Gray, et al. 2020. Scaling laws for autoregressive generative modeling. *arXiv preprint arXiv:2010.14701*.
- Jordan Hoffmann, Sebastian Borgeaud, Arthur Mensch, Elena Buchatskaya, Trevor Cai, Eliza Rutherford, Diego de las Casas, Lisa Anne Hendricks, Johannes Welbl, Aidan Clark, Tom Hennigan, Eric Noland, Katherine Millican, George van den Driessche, Bogdan Damoc, Aurelia Guy, Simon Osindero, Karen Simonyan, Erich Elsen, Oriol Vinyals, Jack William Rae, and Laurent Sifre. 2022. [An empirical analysis of compute-optimal large language model training](#). In *Advances in Neural Information Processing Systems*.
- Jared Kaplan, Sam McCandlish, Tom Henighan, Tom B Brown, Benjamin Chess, Rewon Child, Scott Gray, Alec Radford, Jeffrey Wu, and Dario Amodei. 2020. Scaling laws for neural language models. *arXiv preprint arXiv:2001.08361*.
- Etai Littwin and Greg Yang. 2023. [Adaptive optimization in the  \$\infty\$ -width limit](#). In *The Eleventh International Conference on Learning Representations*.
- Ilya Loshchilov and Frank Hutter. 2017. Decoupled weight decay regularization. *arXiv preprint arXiv:1711.05101*.
- Stephen Merity, Caiming Xiong, James Bradbury, and Richard Socher. 2016. [Pointer sentinel mixture models](#).
- Paulius Micikevicius, Sharan Narang, Jonah Alben, Gregory Diamos, Erich Elsen, David Garcia, Boris Ginsburg, Michael Houston, Oleksii Kuchaiev, Ganesh Venkatesh, et al. 2017. Mixed precision training. *arXiv preprint arXiv:1710.03740*.
- OpenAI. 2023. [Gpt-4 technical report](#). *arXiv preprint arXiv:2303.08774*.
- Long Ouyang, Jeffrey Wu, Xu Jiang, Diogo Almeida, Carroll Wainwright, Pamela Mishkin, Chong Zhang, Sandhini Agarwal, Katarina Slama, Alex Ray, et al. 2022. Training language models to follow instructions with human feedback. *Advances in Neural Information Processing Systems*, 35:27730–27744.
- Alec Radford, Jeffrey Wu, Rewon Child, David Luan, Dario Amodei, Ilya Sutskever, et al. 2019. Language models are unsupervised multitask learners. *OpenAI blog*, 1(8):9.
- Yi Tay, Mostafa Dehghani, Vinh Q Tran, Xavier Garcia, Dara Bahri, Tal Schuster, Huaixiu Steven Zheng, Neil Houlsby, and Donald Metzler. 2022. Unifying language learning paradigms. *arXiv preprint arXiv:2205.05131*.
- Hugo Touvron, Thibaut Lavril, Gautier Izacard, Xavier Martinet, Marie-Anne Lachaux, Timothée Lacroix, Baptiste Rozière, Naman Goyal, Eric Hambro, Faisal Azhar, et al. 2023. Llama: Open and efficient foundation language models. *arXiv preprint arXiv:2302.13971*.
- Ashish Vaswani, Noam Shazeer, Niki Parmar, Jakob Uszkoreit, Llion Jones, Aidan N Gomez, Łukasz Kaiser, and Illia Polosukhin. 2017. Attention is all you need. *Advances in neural information processing systems*, 30.
- Jason Wei, Yi Tay, Rishi Bommasani, Colin Raffel, Barret Zoph, Sebastian Borgeaud, Dani Yogatama, Maarten Bosma, Denny Zhou, Donald Metzler, Ed H. Chi, Tatsunori Hashimoto, Oriol Vinyals, Percy Liang, Jeff Dean, and William Fedus. 2022. [Emergent abilities of large language models](#). *CoRR*, abs/2206.07682.
- Greg Yang and Edward J Hu. 2021. Tensor programs iv: Feature learning in infinite-width neural networks. In *International Conference on Machine Learning*, pages 11727–11737. PMLR.
- Greg Yang, Edward J Hu, Igor Babuschkin, Szymon Sidor, Xiaodong Liu, David Farhi, Nick Ryder, Jakub Pachocki, Weizhu Chen, and Jianfeng Gao. 2021. [Tuning large neural networks via zero-shot hyperparameter transfer](#). In *Advances in Neural Information Processing Systems*.

## A Results for Evaluation Loss

As most large language models are pre-trained within less than 1 epoch of the training data, the model is presented with new data in most time during pre-training. This makes the training loss an unbiased estimate of the test loss (Hoffmann et al., 2022). Besides, Tensor Program theories consider mainly the training loss. Thus, directly predicting training loss is well justified for our work. We present the evaluation results on wikitext data in Figure 6 as a reference, but notice that 20k training steps may not be sufficient to close the gap.

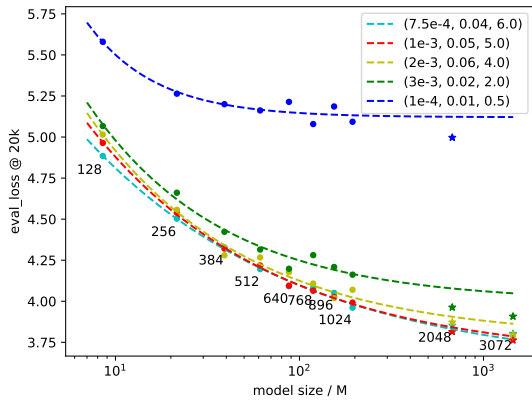


Figure 6: Scaling law for evaluation loss under  $\mu P$  for different HPs.

## B More Discussions

*Why does scaling law fail outside the loss basins?* Theoretically,  $\mu P$  suggests similar training dynamics across different widths for arbitrary HP, but we observe that the scaling laws fit well only in loss basins. One possible reason is that for our 20k training steps, HPs in the loss basins learn faster, and the scaling law fits better when the training curve bends and levels off; however, it is also possible that scaling law naturally does not hold outside the loss basins, regardless of data or training steps. After all, we suggest searching for the best HPs first.

*Emergent abilities and inverse scaling law?* We believe that emergent abilities (Wei et al., 2022) are closely related to evaluation metrics, but the pre-training loss and evaluation perplexity based on language model can still be accurately predicted as an effective indicator of model performances.

*How to achieve better speedup?* In the case of predicting a model with 100B parameters under our

settings in Section 3.1, we expect a  $\sim 10^4$  speedup with our method compared to directly training large models. However, (OpenAI, 2023) indicated that it can be even faster  $10^5 \sim 10^{10}$ . We expect that jointly fitting with data or training steps as another variable (Hoffmann et al., 2022) potentially reaches this goal.

*General conditions for scaling laws?* Previous scaling laws (Henighan et al., 2020; Hoffmann et al., 2022; Brown et al., 2020) directly search for HPs on each scale, and the optimal HPs do not satisfy  $\mu P$  function. This indicates that  $\mu P$  is a sufficient but not necessary condition for scaling laws, and scaling law itself may represent a higher level of universality.

## C Fitted coefficients for each HP

All the loss values, as well as the  $\{a, b, c\}$  coefficients, and their standard deviations computed with `scipy.optimize.curve_fit()`<sup>7</sup> are presented in Table C. We observe significantly lower deviations for HPs within the loss basin. We did not run width 3072 for (1e-4, 0.01, 0.5) because it is meaningless for prediction with the badly-fitted scaling law.

Note that  $\mu P$  ensures “the wider, the better”, but we randomly observe some exceptions for HPs outside the loss basin. This is potentially because their loss decreases slowly, and the learning curves of different widths are still crossing before they level off. Also, width 1024 for (2e-3, 0.06, 4.0) is an obvious outlier.

<sup>7</sup>[https://docs.scipy.org/doc/scipy/reference/generated/scipy.optimize.curve\\_fit.html](https://docs.scipy.org/doc/scipy/reference/generated/scipy.optimize.curve_fit.html)

HP	128	256	384	512	640	768	896	1024	2048	3072	a	b	c
(7.5e-4, 0.04, 6.0)	3.92	3.61	3.44	3.35	3.29	3.25	3.22	3.18	3.09	3.04	2.45(0.06)	-0.41(0.02)	2.90(0.03)
(1e-3, 0.05, 5.0)	3.93	3.63	3.47	3.37	3.29	3.27	3.23	3.20	3.08	3.04	2.40(0.07)	-0.38(0.03)	2.87(0.05)
(2e-3, 0.06, 4.0)	3.95	3.62	3.46	3.36	3.32	3.26	3.22	3.24	3.08	3.04	2.51(0.07)	-0.40(0.03)	2.89(0.04)
(3e-3, 0.02, 2.0)	3.93	3.67	3.47	3.39	3.33	3.34	3.27	3.26	3.14	3.08	2.33(0.25)	-0.43(0.09)	3.01(0.11)
(1e-4, 0.01, 0.5)	4.55	4.33	4.30	4.25	4.25	4.17	4.26	4.17	4.11	-	2.15(1.35)	-0.81(0.33)	4.17(0.05)

Table 3: Training loss at 20k steps for each HP, and the fitted coefficients.